

Cite this: *Chem. Sci.*, 2017, 8, 5797

# Efficient photocatalytic carbon monoxide production from ammonia and carbon dioxide by the aid of artificial photosynthesis†

 Zeai Huang,<sup>a</sup> Kentaro Teramura,<sup>a</sup> Hiroyuki Asakura,<sup>ab</sup> Saburo Hosokawa<sup>ab</sup> and Tsunehiro Tanaka<sup>\*ab</sup>

Ammonium bicarbonate (NH<sub>4</sub>HCO<sub>3</sub>) was generated by the absorption of carbon dioxide (CO<sub>2</sub>) into an aqueous solution of ammonia (NH<sub>3</sub>). NH<sub>4</sub>HCO<sub>3</sub> was successfully used to achieve highly efficient photocatalytic conversion of CO<sub>2</sub> to carbon monoxide (CO). NH<sub>3</sub> and/or ammonium ions (NH<sub>4</sub><sup>+</sup>) derived from NH<sub>4</sub>HCO<sub>3</sub> in aqueous solution were decomposed into nitrogen (N<sub>2</sub>) and hydrogen (H<sub>2</sub>). Stoichiometric amounts of the N<sub>2</sub> oxidation product and the CO and H<sub>2</sub> reduction products were generated when the photocatalytic reaction was carried out in aqueous NH<sub>4</sub>HCO<sub>3</sub> solution. NH<sub>3</sub> and/or NH<sub>4</sub><sup>+</sup> functioned as electron donors in the photocatalytic conversion of CO<sub>2</sub> to CO. A CO formation rate of 0.5 mmol h<sup>-1</sup> was obtained using 500 mg of catalyst (approximately 7500 ppm) in ambient conditions (303 K, 101.3 kPa). Our results demonstrated that NH<sub>4</sub>HCO<sub>3</sub> is a novel inorganic sacrificial reagent, which can be used to increase the efficiency of photocatalytic CO production to achieve one step CO<sub>2</sub> capture, storage and conversion.

Received 26th April 2017  
Accepted 19th June 2017

DOI: 10.1039/c7sc01851g

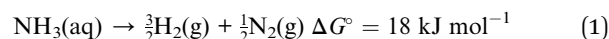
rsc.li/chemical-science

## Introduction

The production of chemical feedstocks and hydrocarbon fuels from CO<sub>2</sub> is a promising approach to alleviate the global energy crisis and global warming.<sup>1</sup> Conversion of CO<sub>2</sub> to CO using clean and renewable solar energy is the first step to store energy in chemicals because CO can be further converted into other highly valuable chemicals using the Fischer–Tropsch process.<sup>2</sup> A variety of heterogeneous and homogeneous photocatalysts have been reported to achieve the conversion of CO<sub>2</sub> to CO.<sup>3–5</sup> However, the formation rate of CO has been limited to a few tens of μmol h<sup>-1</sup> or hundreds of μmol h<sup>-1</sup> g<sup>-1</sup> because of the high energy barrier to CO<sub>2</sub> reduction and inefficient light utilization.<sup>6,7</sup> Furthermore, CO<sub>2</sub> is not easily adsorbed onto catalytic surfaces nor activated by photoirradiation because of its high thermodynamic stability. This further reduces the efficiency of the photocatalytic conversion of CO<sub>2</sub>.

Water (H<sub>2</sub>O) is widely used as an electron donor in the photocatalytic conversion of CO<sub>2</sub> to CO.<sup>7–12</sup> However, the overall water splitting into H<sub>2</sub> and O<sub>2</sub> is more thermodynamically favorable than the reduction of CO<sub>2</sub> in aqueous solution. Hence,

CO<sub>2</sub> reduction competes with overall water splitting. Moreover, the solubility of CO<sub>2</sub> in pure H<sub>2</sub>O is only 0.033 mol L<sup>-1</sup> (at 298 K and 101.3 kPa),<sup>13</sup> which further limits the efficiency of CO<sub>2</sub> conversion by H<sub>2</sub>O using heterogeneous photocatalysts. Therefore, it would be meaningful to find a readily available, highly efficient, and abundant in nature and industries electron donor (sacrificial reagent) other than water for the photocatalytic conversion of CO<sub>2</sub>. NH<sub>3</sub> and NH<sub>4</sub><sup>+</sup> in aqueous solution can be readily oxidized to N<sub>2</sub>, NO<sub>2</sub><sup>-</sup>, and NO<sub>3</sub><sup>-</sup> using a photocatalyst.<sup>14–17</sup> The decomposition of aqueous NH<sub>3</sub> to H<sub>2</sub> and N<sub>2</sub> requires a standard Gibbs free energy change ΔG° of 18 kJ mol<sup>-1</sup> (eqn (1)).<sup>18</sup> This is significantly smaller than that required for the decomposition of H<sub>2</sub>O to H<sub>2</sub> and O<sub>2</sub> (237 kJ mol<sup>-1</sup>; eqn (2)).



Because the photocatalytic oxidation of NH<sub>3</sub> and NH<sub>4</sub><sup>+</sup> is significantly more favorable than the oxidation of H<sub>2</sub>O to O<sub>2</sub>,<sup>18</sup> it is possible to use NH<sub>3</sub> and NH<sub>4</sub><sup>+</sup> as electron donors in the photocatalytic conversion of CO<sub>2</sub>. Moreover, NH<sub>3</sub> has been considered for use as an efficient post-combustion CO<sub>2</sub> capture and storage (CCS) reagent because of its high absorption efficiency and loading capacity.<sup>19</sup> The absorption and capture of CO<sub>2</sub> by an aqueous solution of NH<sub>3</sub> results in the formation of NH<sub>4</sub>HCO<sub>3</sub>.<sup>20</sup> Other basic species, such as NaHCO<sub>3</sub> and KHCO<sub>3</sub>, have been used to increase the solubility of CO<sub>2</sub> in aqueous

<sup>a</sup>Department of Molecular Engineering, Graduate School of Engineering, Kyoto University, Kyoto 615-8510, Japan. E-mail: teramura@moleng.kyoto-u.ac.jp; tanakat@moleng.kyoto-u.ac.jp

<sup>b</sup>Elements Strategy Initiative for Catalysts and Batteries, Kyoto University, Kyoto 615-8510, Japan

† Electronic supplementary information (ESI) available: Experimental details, calculations and characterizations. See DOI: 10.1039/c7sc01851g



solutions.<sup>21,22</sup> Previous reports have suggested that dissolved CO<sub>2</sub>, rather than bicarbonate (HCO<sub>3</sub><sup>-</sup>) or carbonate (CO<sub>3</sub><sup>2-</sup>) ions, is the active species in the reduction of CO<sub>2</sub>.<sup>23,24</sup> Correspondingly, the conversion of CO<sub>2</sub> and/or the selectivity toward CO evolution have been significantly enhanced by the presence of bases in both photocatalytic (PC) and photoelectrochemical (PEC) cell systems.<sup>25,26</sup> In the present study, we designed the use of NH<sub>4</sub>HCO<sub>3</sub> for the efficient photocatalytic conversion of CO<sub>2</sub> to CO in H<sub>2</sub>O.

## Results and discussion

Flux-mediated crystal growth method shows the advantage of the synthetic control over particle sizes, morphologies, and surface features comparing with that of solid-state reaction method (SSR).<sup>27</sup> Modification of these features as a function of flux conditions have been reported to show significant enhancements in both water splitting and CO<sub>2</sub> photoreduction.<sup>11,27,28</sup> Sr<sub>2</sub>KTa<sub>5</sub>O<sub>15</sub> has been reported to show good activity and selectivity toward CO evolution when used as a photocatalyst in the conversion of CO<sub>2</sub> by H<sub>2</sub>O in our previous work.<sup>29</sup> In the present study, Sr<sub>2</sub>KTa<sub>5</sub>O<sub>15</sub> was fabricated by a modified flux method, using a mixture of NaCl and KCl as the flux. The resultant catalyst was confirmed to have tetragonal tungsten bronze (TTB) structure (Fig. S1A†), and its real chemical formula was determined to be Sr<sub>1.6</sub>K<sub>0.35</sub>Na<sub>1.45</sub>Ta<sub>5</sub>O<sub>15</sub> using ICP-OES. Its morphology was observed by SEM, and was found to consist of a mixture of nanorods and nanoparticles (Fig. S1B†).

Fig. 1 shows the time courses of the photocatalytic conversion of CO<sub>2</sub> in H<sub>2</sub>O and aqueous solutions of NaHCO<sub>3</sub> and NH<sub>4</sub>HCO<sub>3</sub>. In pure H<sub>2</sub>O, only 16.8 μmol of CO was evolved after 5 h of photoirradiation (Fig. 1A), and the main reduction product was H<sub>2</sub> (139.0 μmol). These results were consistent with previous reports.<sup>25,29</sup> In this system, overall water splitting proceeded more readily than CO<sub>2</sub> reduction, resulting in the generation of H<sub>2</sub> as the major product, rather than CO. The amount of CO evolved in 0.1 M aqueous NaHCO<sub>3</sub> solution after 5 h of photoirradiation (448.7 μmol) was 26.7 times higher than that evolved in pure H<sub>2</sub>O (Fig. 1B). However, the formation of H<sub>2</sub> (94.7 μmol) was not significantly affected by NaHCO<sub>3</sub>. Thus,

NaHCO<sub>3</sub> greatly enhanced the conversion of CO<sub>2</sub> to CO without affecting the water splitting process.<sup>25</sup> In both pure H<sub>2</sub>O and 0.1 M aqueous NaHCO<sub>3</sub>, stoichiometric amounts of O<sub>2</sub> were evolved continuously during the reaction, implying that H<sub>2</sub>O functioned as an electron donor in the reduction of CO<sub>2</sub>. Moreover, the evolution of CO increased dramatically in 0.1 M aqueous NH<sub>4</sub>HCO<sub>3</sub> solution; 1600 μmol (1.6 mmol) of CO was evolved after 5 h of photoirradiation (Fig. 1C). This is 94.2 times greater than the amount evolved in pure H<sub>2</sub>O. The selectivity of the reaction toward CO evolution was calculated and the details were shown in ESI.† The selectivity toward CO evolution in 0.1 M aqueous NH<sub>4</sub>HCO<sub>3</sub> (86.2%) was similar to that in aqueous NaHCO<sub>3</sub> (82.5%). The production of gaseous products was negligible in blank tests conducted without either a catalyst or photoirradiation (Fig. S2A and B†). Thus, both are necessary for the photocatalytic conversion of CO<sub>2</sub> to CO to proceed. Without Ag cocatalyst, H<sub>2</sub> was formed as main product (Fig. S2C†), both of N<sub>2</sub> and O<sub>2</sub> were detected as oxidation products, however, the amount of these gases was far beyond the stoichiometric amount. Tiny amount of CO was formed after 5 hour photoirradiation (14.9 μmol). Ag cocatalysts were important in photocatalytic conversion of CO<sub>2</sub> to CO, which is thought to be the active sites. H<sub>2</sub>, CO, and N<sub>2</sub> were obtained without a continuous CO<sub>2</sub> flow (Fig. S2D†). However, H<sub>2</sub> was generated as a major product, suggesting a very low selectivity toward CO evolution (less than 30%). This suggested that CO<sub>2</sub> presence significantly increases the selectivity of the photocatalytic conversion of CO<sub>2</sub> toward CO evolution in NH<sub>4</sub>HCO<sub>3</sub> solution. NH<sub>4</sub>HCO<sub>3</sub> can be formed directly by the absorption of CO<sub>2</sub> in an aqueous solution of NH<sub>3</sub>; wherein H<sub>2</sub> and CO can be produced from CO<sub>2</sub> and NH<sub>3</sub> *via* artificial photosynthesis. Thus, our designed system can achieve carbon capture and utilization (CCU) in a single process.

N<sub>2</sub>, rather than O<sub>2</sub>, was generated as the oxidation product during photoirradiation in the presence of NH<sub>4</sub>HCO<sub>3</sub> (Fig. 1C). This demonstrated that H<sub>2</sub>O did not function as an electron donor in this system. Instead, NH<sub>3</sub> and/or NH<sub>4</sub><sup>+</sup> functioned as electron donors, because the ΔG° of NH<sub>3</sub>(aq) oxidation (18 kJ mol<sup>-1</sup>) is significantly lower than that of water oxidation (237 kJ mol<sup>-1</sup>). Analysis of the liquid phase showed that neither NO<sub>2</sub><sup>-</sup>

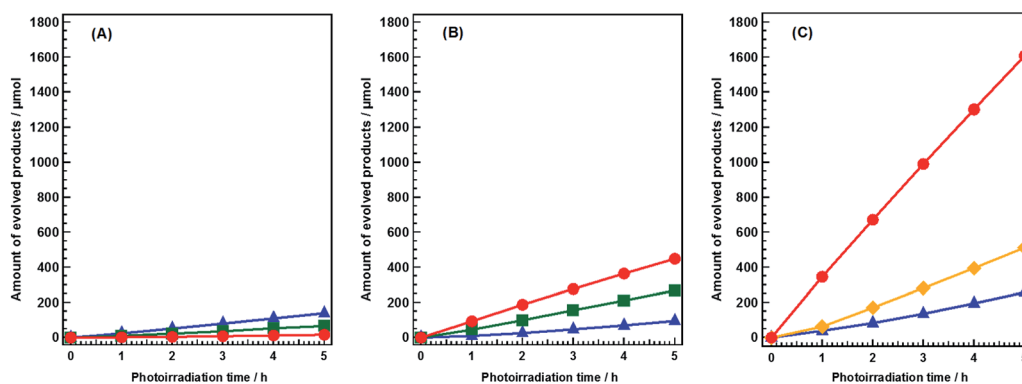


Fig. 1 Time courses of CO (circle), O<sub>2</sub> (square), N<sub>2</sub> (lozenge), and H<sub>2</sub> (triangle) evolutions during the photocatalytic conversion of CO<sub>2</sub> over Ag-modified Sr<sub>1.6</sub>K<sub>0.35</sub>Na<sub>1.45</sub>Ta<sub>5</sub>O<sub>15</sub>. Amount of catalyst: 0.5 g; cocatalyst loading: 1.0 wt% Ag; light source: 400 W high-pressure Hg lamp; water volume: 1.0 L; CO<sub>2</sub> flow rate: 30 mL min<sup>-1</sup>; additive: (A) none, (B) 0.1 M NaHCO<sub>3</sub>, or (C) 0.1 M NH<sub>4</sub>HCO<sub>3</sub>.



nor  $\text{NO}_3^-$  were present during photoirradiation (Fig. S3†). Other gaseous  $\text{NO}_x$  products, such as  $\text{N}_2\text{O}$  and  $\text{NO}$ , were not detected by gas chromatography (GC). These results indicated that  $\text{NH}_3$  and/or  $\text{NH}_4^+$  were oxidized only to  $\text{N}_2$  in this photocatalytic system. Hence, by using  $\text{NH}_4\text{HCO}_3$ , we succeeded in controlling the oxidation product, in addition to enhancing the conversion of  $\text{CO}_2$ .

The ratio of electrons to holes consumed in the photocatalytic conversion of  $\text{CO}_2$  was calculated to be 2.0 after 1 h of photoirradiation (Fig. S4†). Given that the total number of electrons generated must be the same as the number of holes, this ratio indicates that significantly more electrons were consumed than holes in the initial stages of photoirradiation. We noted that the state of Ag was changed from metallic to  $\text{Ag}^+$  on the surface of catalyst measured by XPS (Fig. S5†), however, it might be not the main reason for the excess of electron consumption. We calculated that if all  $\text{Ag}^0$  was changed to  $\text{Ag}^+$  in the first hour, the consumed holes were still only 469  $\mu\text{mol}$ , which was much less than the consumed electrons (770  $\mu\text{mol}$ ).  $\text{NH}_4^+$  can be reduced to  $\text{NH}_3$  and  $\text{H}_2$  by photogenerated electrons. Hydrazine ( $\text{N}_2\text{H}_4$ ) has been determined to be an intermediate species in the photocatalytic decomposition of  $\text{NH}_3$  and/or  $\text{NH}_4^+$  to  $\text{H}_2$  and  $\text{N}_2$  using  $\text{Pt}/\text{TiO}_2$ .<sup>14</sup> Stoichiometric amounts of products, including  $\text{H}_2$  and  $\text{N}_2$ , were not obtained in the initial stages of photoirradiation due to the formation of hydrazine. In our system, it is also possible to form hydrazine at the beginning, however, hydrazine is reported to be reacted with  $\text{CO}_2$  to form zwitterionic intermediate and carbamate-type species,<sup>30</sup> which made the detection of intermediate oxidation species much more difficult. Nevertheless, stoichiometric amounts of products were obtained after 2 h of photoirradiation (Fig. S4†), indicating that the total decomposition of  $\text{NH}_3$  and/or  $\text{NH}_4^+$  occurred sooner.

The above results demonstrate that the highly efficient photocatalytic conversion of  $\text{CO}_2$  to  $\text{CO}$  was achieved in our system. The stoichiometric amounts of  $\text{H}_2$ ,  $\text{N}_2$  and  $\text{CO}$  generated indicated that  $\text{NH}_3$  and/or  $\text{NH}_4^+$  functioned as electron donors in the photocatalytic conversion of  $\text{CO}_2$ . Significantly greater photocatalytic activity was obtained using  $\text{NH}_3$  and/or  $\text{NH}_4^+$ , compared to reactions using  $\text{H}_2\text{O}$  as an electron donor under the same conditions.  $\text{NH}_3$  and/or  $\text{NH}_4^+$  are suitable for use in practical applications because  $\text{NH}_3$  is industrially produced in large quantities. Furthermore, in our photocatalytic system,  $\text{NH}_3$  and/or  $\text{NH}_4^+$  can be completely decomposed to  $\text{N}_2$ , which is an inert and non-toxic gas.

Table 1 shows the effects of  $\text{NH}_4\text{HCO}_3$  concentration on the photocatalytic conversion of  $\text{CO}_2$ . In pure  $\text{H}_2\text{O}$ , overall water splitting proceeded as the dominant reaction. Hence, the evolution of  $\text{CO}$  was negligible (entry 1). When the photocatalytic reaction was carried out in 0.01 M aqueous  $\text{NH}_4\text{HCO}_3$ , the production of  $\text{H}_2$  resulting from water splitting was dramatically suppressed (entry 2). Because the oxidation of  $\text{NH}_3$  and/or  $\text{NH}_4^+$  to  $\text{N}_2$  proceeds more readily than the oxidation of  $\text{H}_2\text{O}$  to  $\text{O}_2$ , the formation rate of  $\text{O}_2$  in 0.01 M aqueous  $\text{NH}_4\text{HCO}_3$  was less than half that in pure  $\text{H}_2\text{O}$ . Even low concentrations of  $\text{NH}_4\text{HCO}_3$  (0.01 M) significantly increased the formation rate of  $\text{CO}$ , indicating that the presence of  $\text{NH}_4\text{HCO}_3$ ,

is vital to achieving high photocatalytic activity.  $\text{NH}_4\text{HCO}_3$  can also be used to increase the pH of the reaction solution, to offset the decrease in pH caused by the dissolution of  $\text{CO}_2$ . With  $\text{CO}_2$  flowing, the pH of the reaction solution based on pure  $\text{H}_2\text{O}$  was 3.95, which increased to 5.88 with the addition of 0.01 M  $\text{NH}_4\text{HCO}_3$ . Increasing the pH also increases the amount of  $\text{CO}_2$  that can be dissolved in the reaction solution.<sup>31</sup> Generally, the formation rate of  $\text{CO}$  increases with increasing pH, because the reaction rate largely depends on the concentration of substrate. Therefore, the addition of  $\text{NH}_4\text{HCO}_3$  contributed to the efficient conversion of  $\text{CO}_2$  and the good selectivity toward  $\text{CO}$  evolution. Increasing the concentration of  $\text{NH}_4\text{HCO}_3$  from 0.01 M to 0.05 M completely suppressed the overall water splitting reaction, since only  $\text{N}_2$  was generated as an oxidation product (entry 3). The formation rate of  $\text{CO}$  increased with the concentration of  $\text{NH}_4\text{HCO}_3$ . Increasing the  $\text{NH}_4\text{HCO}_3$  concentration from 0.1 M to 1.0 M increased the formation rate of  $\text{CO}$  to 550.7  $\mu\text{mol h}^{-1}$  except the selectivity toward  $\text{CO}$  evolution decreased slightly, from 86.1% to 65.5% (entry 4 to 7). As previously discussed,  $\text{NH}_4\text{HCO}_3$  can be synthesized by flowing  $\text{CO}_2$  through an aqueous solution of  $\text{NH}_3$ . To determine whether  $\text{NH}_3$  functions as an electron donor under a flow of  $\text{CO}_2$ , we carried out the photocatalytic conversion of  $\text{CO}_2$  in an aqueous solution of  $\text{NH}_3$  (entry 8). The formation rate of  $\text{CO}$  was 547.2  $\mu\text{mol h}^{-1}$  in ca. 0.5 M aqueous  $\text{NH}_3$ , indicating that  $\text{NH}_3$  functions efficiently as an electron donor under these conditions. The ratio of photo-generated electrons to holes ( $e^-/h^+$ ) was estimated to be around 1.0 in reactions with high concentrations of aqueous  $\text{NH}_4\text{HCO}_3$  after 5 h of photoirradiation. This further supports the hypothesis that  $\text{NH}_3$  and/or  $\text{NH}_4^+$  function as effective electron donors during the photocatalytic conversion of  $\text{CO}_2$ .

To confirm that  $\text{CO}$  evolution originated from  $\text{CO}_2$  introduced in the gas phase, rather than from carbon contaminants, we conducted an isotopic labeling experiment. Fig. 2 shows mass spectra ( $m/z = 28$  and  $29$ ) obtained during the photocatalytic conversion of  $^{13}\text{CO}_2$  in 0.5 M aqueous  $\text{NH}_4\text{HCO}_3$  over Ag-

**Table 1** Photocatalytic conversion of  $\text{CO}_2$  over Ag-modified  $\text{Sr}_{1.6}\text{-K}_{0.35}\text{Na}_{1.45}\text{Ta}_5\text{O}_{15}$  with different additive concentrations. Amount of catalyst: 0.5 g; cocatalyst loading: 1.0 wt% Ag; light source: 400 W high-pressure Hg lamp; water volume: 1.0 L;  $\text{CO}_2$  flow rate: 30  $\text{mL min}^{-1}$

Entry	$\text{NH}_4\text{HCO}_3^a/\text{M}$	Formation rate <sup>b</sup> / $\mu\text{mol h}^{-1}$				Selec. <sup>c</sup> (%)	$e^-/h^+{}^d$
		$\text{H}_2$	$\text{O}_2$	$\text{N}_2$	$\text{CO}$		
1	0	35.9	16.3	Trace	3.6	9.2	1.21
2	0.01	16.9	7.0	12.3	54.5	76.3	1.17
3	0.05	23.8	Trace	42.3	146.7	86.1	1.34
4	0.1	48.4	Trace	94.3	270.4	84.8	1.13
5	0.5	119.8	Trace	193.6	512.9	81.1	1.09
6	0.8	175.4	Trace	213.3	520.0	74.8	1.09
7	1.0	290.1	Trace	258.1	550.7	65.5	1.09
8 <sup>e</sup>	—	235.0	Trace	244.9	547.2	70.0	1.06

<sup>a</sup> Additive concentration used for  $\text{CO}_2$  conversion. <sup>b</sup> Formation rate after 5 h of irradiation. <sup>c</sup> Selectivity toward  $\text{CO}$  evolution. <sup>d</sup> Ratio of consumed electrons to holes after 5 h of irradiation. <sup>e</sup> 0.5 M aqueous  $\text{NH}_3$  solution was used as the additive, instead of  $\text{NH}_4\text{HCO}_3$ .



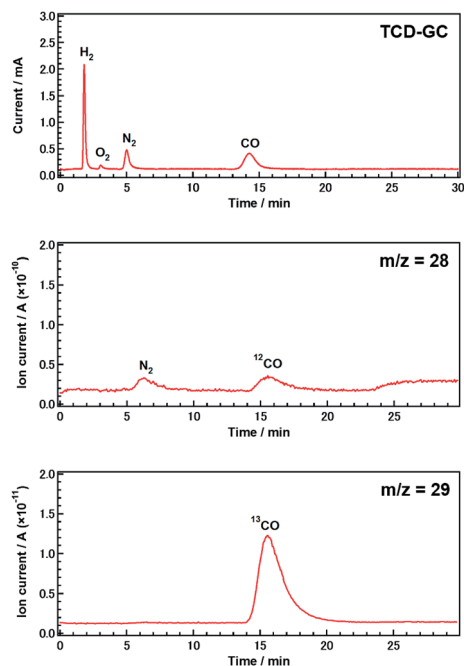


Fig. 2 Gas chromatogram and mass spectra ( $m/z = 28$  and  $29$ ) obtained during the photocatalytic conversion of  $^{13}\text{CO}_2$  using Ag-modified  $\text{Sr}_{1.6}\text{K}_{0.35}\text{Na}_{1.45}\text{Ta}_5\text{O}_{15}$ . Amount of catalyst: 0.5 g; cocatalyst loading: 5.0 wt% Ag; light source: 400 W high-pressure Hg lamp; water volume: 1.0 L;  $\text{CO}_2$  flow rate:  $30 \text{ mL min}^{-1}$ ; additive: 0.5 M  $\text{NH}_4\text{HCO}_3$ .

modified  $\text{Sr}_{1.6}\text{K}_{0.35}\text{Na}_{1.45}\text{Ta}_5\text{O}_{15}$  after 0.5 h of photoirradiation. Gaseous samples were introduced into a mass spectrometer (MS) after separation by thermal conductivity detector-gas chromatography (TCD-GC). CO was observed in both the gas chromatogram and the mass spectra. The peak positions in the mass spectra were consistent with those in the chromatogram. The major product was  $^{13}\text{CO}$ , rather than  $^{12}\text{CO}$ . The presence of a small amount of  $^{12}\text{CO}$  may be due to the direct decomposition of  $\text{NH}_4\text{HCO}_3$  since the decomposition of  $\text{NH}_4\text{HCO}_3$  was observed in samples without a  $\text{CO}_2$  flow (Fig. S2D<sup>†</sup>). The amount of  $^{13}\text{CO}$  estimated by mass spectrometry was approximately equal to the amount of CO determined using a flame ionization detector (FID-GC) (Fig. S6<sup>†</sup>). These results demonstrate that CO was predominantly generated from  $\text{CO}_2$  introduced in the gas phase, rather than from other carbon resources.

The recycle test was also performed to confirm the stability and durability of our catalyst and system using the  $\text{Sr}_{1.6}\text{K}_{0.35}\text{Na}_{1.45}\text{Ta}_5\text{O}_{15}$  photocatalyst repeatedly for three times under the same conditions (Fig. S7<sup>†</sup>). In the second cycle, there is a slight loss by *ca.* 10% of CO evolution activity during 5 h photoirradiation as compared to the first run, however, the evolution of  $\text{H}_2$  showed no obvious changes. The slight loss of activity should be due to the change of Ag cocatalyst (Fig. S5<sup>†</sup>).<sup>29</sup> The photocatalytic activity of CO,  $\text{N}_2$ , and  $\text{H}_2$  were stabilized at *ca.* 0.5, 0.19 and 0.07  $\text{mmol h}^{-1}$ , respectively, during the second and third runs. The structure of catalyst itself was stable during the three cycles (Fig. S8<sup>†</sup>). These results suggested that the photocatalyst and the system exhibit favorable stability to form CO,  $\text{N}_2$ , and  $\text{H}_2$  during the photocatalytic conversion of  $\text{CO}_2$ .

Table 2 Photocatalytic conversion of  $\text{CO}_2$  over Ag-modified catalysts in aqueous  $\text{NH}_4\text{HCO}_3$  solution. Amount of catalyst: 0.5 g; cocatalyst loading: 5.0 wt% Ag; light source: 400 W high-pressure Hg lamp; water volume: 0.95 L;  $\text{CO}_2$  flow rate:  $30 \text{ mL min}^{-1}$ ; additive: 0.5 M  $\text{NH}_4\text{HCO}_3$

Entry	Catalyst	Formation rate <sup>a</sup> / $\mu\text{mol h}^{-1}$			Selec. <sup>b</sup> (%)	$e^-/h^+$ <sup>c</sup>
		$\text{H}_2$	$\text{N}_2$	CO		
1	$\text{ZnGa}_2\text{O}_4/\text{Ga}_2\text{O}_3$	125.2	191.4	532.0	80.9	1.14
2	$\text{ZnGa}_2\text{O}_4$	39.4	94.2	305.4	88.6	1.22
3	$\text{La}_2\text{Ti}_2\text{O}_7$	5.9	17.4	41.6	87.6	0.91
4	$\text{SrO}/\text{Ta}_2\text{O}_5$	2.71	11.5	42.9	94.1	1.32

<sup>a</sup> Formation rate after 5 h of irradiation.  $\text{O}_2$  was not detected in any of the samples. <sup>b</sup> Selectivity toward CO evolution. <sup>c</sup> Ratio of consumed electrons to holes after 5 h of irradiation.

To confirm the versatility of  $\text{NH}_4\text{HCO}_3$  as a general electron donor in photocatalytic reactions, we carried out the photocatalytic conversion of  $\text{CO}_2$  in aqueous  $\text{NH}_4\text{HCO}_3$  solution over 4 types of photocatalysts. All these photocatalysts have been already reported to show good activity and high selectivity toward CO evolution in the photocatalytic conversion of  $\text{CO}_2$  using  $\text{H}_2\text{O}$  as an electron donor.<sup>25,32–34</sup> As shown in Table 2, all the photocatalysts showed good activity for conversion of  $\text{CO}_2$  and high selectivity toward CO evolution. The activities of the photocatalysts were significantly increased in aqueous  $\text{NH}_4\text{HCO}_3$  solution, compared with their reported activities in pure  $\text{H}_2\text{O}$  or aqueous  $\text{NaHCO}_3$ .<sup>32–34</sup>  $\text{N}_2$  was detected as the only oxidation product and the  $e^-/h^+$  ratio was approximately equal to 1.0. These results indicated that  $\text{NH}_3$  and/or  $\text{NH}_4^+$  was easily decomposed to  $\text{N}_2$  gas by the photocatalysts tested.

## Conclusions

We designed a highly efficient process for the photocatalytic conversion of  $\text{CO}_2$  to CO in aqueous  $\text{NH}_4\text{HCO}_3$  solution. The stoichiometric formation of CO,  $\text{H}_2$ , and  $\text{N}_2$  indicated that  $\text{NH}_3$  and/or  $\text{NH}_4^+$  were consumed as electron donors, instead of  $\text{H}_2\text{O}$ .  $\text{NH}_4\text{HCO}_3$  was determined to be an effective electron donor for the photocatalytic conversion of  $\text{CO}_2$ , whereby  $\text{CO}_2$  can be captured, stored, and efficiently converted into CO. This novel inorganic additive is suitable for use in carbon capture and utilization process. This new process is a promising way to control the conversion of  $\text{CO}_2$  to CO and efficiently produce  $\text{H}_2$  and CO.

## Acknowledgements

This study was partially supported by a Grant-in-Aid for Scientific Research on Innovative Areas “All Nippon Artificial Photosynthesis Project for Living Earth” (No. 2406) from the Ministry of Education, Culture, Sports, Science, and Technology (MEXT) of Japan, the Precursory Research for Embryonic Science and Technology (PRESTO), supported by the Japan Science and Technology Agency (JST), and the Program for Elements Strategy Initiative for Catalysts & Batteries (ESICB),



commissioned by the MEXT of Japan. Zeai Huang thanks the State Scholarship of China Scholarship Council, affiliated with the Ministry of Education of the P. R. China.

## Notes and references

- 1 S. N. Habisreutinger, L. Schmidt-Mende and J. K. Stolarczyk, *Angew. Chem., Int. Ed.*, 2013, **52**, 7372–7408.
- 2 G. Centi, E. A. Quadrelli and S. Perathoner, *Energy Environ. Sci.*, 2013, **6**, 1711–1731.
- 3 K. Teramura, S. Iguchi, Y. Mizuno, T. Shishido and T. Tanaka, *Angew. Chem.*, 2012, **124**, 8132–8135.
- 4 R. Kuriki, K. Sekizawa, O. Ishitani and K. Maeda, *Angew. Chem., Int. Ed.*, 2015, **54**, 2406–2409.
- 5 R. Kuriki, H. Matsunaga, T. Nakashima, K. Wada, A. Yamakata, O. Ishitani and K. Maeda, *J. Am. Chem. Soc.*, 2016, **138**, 5159–5170.
- 6 S. Navalón, A. Dhakshinamoorthy, M. Álvaro and H. Garcia, *ChemSusChem*, 2013, **6**, 562–577.
- 7 X. Chang, T. Wang and J. Gong, *Energy Environ. Sci.*, 2016, **9**, 2177–2196.
- 8 G. Liu, S. Xie, Q. Zhang, Z. Tian and Y. Wang, *Chem. Commun.*, 2015, **51**, 13654–13657.
- 9 K. Iizuka, T. Wato, Y. Miseki, K. Saito and A. Kudo, *J. Am. Chem. Soc.*, 2011, **133**, 20863–20868.
- 10 M. Yamamoto, T. Yoshida, N. Yamamoto, T. Nomoto, Y. Yamamoto, S. Yagi and H. Yoshida, *J. Mater. Chem. A*, 2015, **3**, 16810–16816.
- 11 H. Yoshida, L. Zhang, M. Sato, T. Morikawa, T. Kajino, T. Sekito, S. Matsumoto and H. Hirata, *Catal. Today*, 2015, **251**, 132–139.
- 12 H. Nakanishi, K. Iizuka, T. Takayama, A. Iwase and A. Kudo, *ChemSusChem*, 2017, **10**, 112–118.
- 13 K. Hara, A. Kudo, T. Sakata and M. Watanabe, *J. Electrochem. Soc.*, 1995, **142**, L57–L59.
- 14 H. Yuzawa, T. Mori, H. Itoh and H. Yoshida, *J. Phys. Chem. C*, 2012, **116**, 4126–4136.
- 15 H. Wang, Y. Su, H. Zhao, H. Yu, S. Chen, Y. Zhang and X. Quan, *Environ. Sci. Technol.*, 2014, **48**, 11984–11990.
- 16 X. Zhu, S. R. Castleberry, M. A. Nanny and E. C. Butler, *Environ. Sci. Technol.*, 2005, **39**, 3784–3791.
- 17 S. Yamazoe, Y. Hitomi, T. Shishido and T. Tanaka, *Appl. Catal., B*, 2008, **82**, 67–76.
- 18 H. Kominami, H. Nishimune, Y. Ohta, Y. Arakawa and T. Inaba, *Appl. Catal., B*, 2012, **111**, 297–302.
- 19 B. T. Zhao, Y. X. Su, W. W. Tao, L. L. Li and Y. C. Peng, *Int. J. Greenhouse Gas Control*, 2012, **9**, 355–371.
- 20 X. Wang, W. Conway, D. Fernandes, G. Lawrance, R. Burns, G. Puxty and M. Maeder, *J. Phys. Chem. A*, 2011, **115**, 6405–6412.
- 21 S. F. Shen, Y. N. Yang and S. F. Ren, *Fluid Phase Equilib.*, 2014, **367**, 38–44.
- 22 H. Zhong, K. Fujii, Y. Nakano and F. Jin, *J. Phys. Chem. C*, 2015, **119**, 55–61.
- 23 B. Kumar, M. Llorente, J. Froehlich, T. Dang, A. Sathrum and C. P. Kubiak, *Annu. Rev. Phys. Chem.*, 2012, **63**, 541–569.
- 24 Y. Hori, A. Murata and R. Takahashi, *J. Chem. Soc., Faraday Trans. 1*, 1989, **85**, 2309–2326.
- 25 K. Teramura, Z. Wang, S. Hosokawa, Y. Sakata and T. Tanaka, *Chem.–Eur. J.*, 2014, **20**, 9906–9909.
- 26 E. E. Barton, D. M. Rampulla and A. B. Bocarsly, *J. Am. Chem. Soc.*, 2008, **130**, 6342–6344.
- 27 J. Boltersdorf, N. King and P. A. Maggard, *CrystEngComm*, 2015, **17**, 2225–2241.
- 28 Y. Ham, T. Hisatomi, Y. Goto, Y. Moriya, Y. Sakata, A. Yamakata, J. Kubota and K. Domen, *J. Mater. Chem. A*, 2016, **4**, 3027–3033.
- 29 Z. Huang, K. Teramura, S. Hosokawa and T. Tanaka, *Appl. Catal., B*, 2016, **199**, 272–281.
- 30 K. H. Lee, B. Lee, J. H. Lee, J. K. You, K. T. Park, I. H. Baek and N. H. Hur, *Int. J. Greenhouse Gas Control*, 2014, **29**, 256–262.
- 31 K. Teramura, K. Hori, Y. Terao, Z. Huang, S. Iguchi, Z. Wang, H. Asakura, S. Hosokawa and T. Tanaka, *J. Phys. Chem. C*, 2017, **121**, 8711–8721.
- 32 Z. Wang, K. Teramura, S. Hosokawa and T. Tanaka, *J. Mater. Chem. A*, 2015, **3**, 11313–11319.
- 33 Z. Wang, K. Teramura, S. Hosokawa and T. Tanaka, *Appl. Catal., B*, 2015, **163**, 241–247.
- 34 K. Teramura, H. Tatsumi, Z. Wang, S. Hosokawa and T. Tanaka, *Bull. Chem. Soc. Jpn.*, 2015, **88**, 431–437.

