

Cite this: *Chem. Sci.*, 2026, 17, 5888 All publication charges for this article have been paid for by the Royal Society of Chemistry

Photocatalytic remote C(sp³)-H alkylation of long-chain alkenes: A tandem multicomponent approach *via* radical translocation†

Krishna Gopal Ghosh, Debabrata Das, Vinjamuri Srinivasu, Koustav Pal and Devarajulu Sureshkumar *

A breakthrough in organic synthesis has been accomplished by developing a redox-neutral, transition-metal-free tandem multicomponent reaction that combines perfluoroalkylation with the remote C(sp³)-H alkylation of terminal alkenes. This method exhibits exceptional chemo- and regioselectivity, leveraging organophotocatalysis under mild conditions. The versatility of this methodology is demonstrated through diverse 1,*n*-difunctionalized patterns (1, 6, 1, 7, 1, 11, and 1, 14) in unactivated alkenes through controlled radical translocation between secondary C(sp³)-carbon atoms, despite their similar bond dissociation energies (BDEs). Additionally, the study introduces a tandem multicomponent sequence encompassing the trifluoromethylation, 5-*exo-trig* cyclization, 1,5-radical translocation, and subsequent C(sp³)-H alkylation of 1,6-dialkenes to synthesize *trans*-1,2-disubstituted cyclopentanes. A key achievement of this work is the development of a multicomponent, transition-metal-free, tandem reaction for synthesizing highly substituted cyclopentane derivatives. This sequence involves two consecutive hydrogen atom transfer (HAT) processes: first, a 1,5-HAT from a secondary C(sp³)-carbon to a tertiary C(sp³)-carbon, followed by a 1,6-HAT from a vinylic carbon to a secondary carbon. This approach demonstrates excellent synthetic utility, as evidenced by its scalability and the facile conversion of the obtained products into diverse valuable functional groups, highlighting the broad applicability and potential of this innovative strategy.

Received 7th November 2025

Accepted 19th January 2026

DOI: 10.1039/d5sc08683c

rsc.li/chemical-science

Introduction

The efficient and selective functionalization of remote C(sp³)-H bonds in organic compounds has historically posed a considerable challenge, mainly due to the intrinsic chemical inertness of such bonds and the existence of numerous, ostensibly indistinguishable C-H bonds with comparable high bond dissociation energies (BDEs; generally between 90 and 100 kcal mol⁻¹).¹ This challenge has prompted the formulation of new strategies, notably intramolecular 1,*n* (*n* = 5, 6, 7) hydrogen atom transfer (HAT), which has surfaced as a potential method. This involves the homolytic cleavage of a remote, inert C(sp³)-H bond through a radical mechanism.

Traditional techniques, like the Hoffman-Löffler-Freytag and Barton reactions, leveraged the elevated BDEs of N-H and O-H bonds (about 105 kcal mol⁻¹),² providing essential insights into this phenomenon. Recently, substantial advancements have been achieved in photocatalytic distal C(sp³)-H alkylation, primarily through 1,5-HAT from *N*-centered radicals, initiated by

the Knowles and Rovis groups,³ which has broadened the synthetic toolkit (Scheme 1a). Despite these advancements, the scope of carbon-centered radical translocation has predominantly been restricted to aryl (113 kcal mol⁻¹), vinylic (111 kcal mol⁻¹), and primary (101 kcal mol⁻¹) radicals.⁴ Selective radical translocation among C(sp³) centers is challenging due to their comparable BDE relative to heteroatom-mediated mechanisms.^{5,6} Furthermore, the majority of conventional methodologies have been limited to systems including *n* = 5–7 atoms (1, 5-, 1, 6-, or 1, 7-HAT). Extending these processes to longer distances (*n* ≥ 8) presents significant challenges, as managing radical migration over increased spatial separation frequently results in diminished selectivity and efficiency.^{4,7}

Remote functionalization beyond *n* = 7 atoms is particularly crucial for late-stage functionalization and selective modification of substantial, biologically relevant compounds, including natural products, pharmaceuticals, and polymers.⁸ Nevertheless, very few examples are available. A significant deficiency in the existing literature concerns C(sp³)-H alkylation resulting from carbon-centered radical migration. Radical addition to alkene double bonds is a versatile strategy for generating carbon-centered radicals and facilitating difunctionalization of unactivated alkenes.⁹ Recent developments in remote alkene difunctionalization have predominantly concentrated on 1,6-

Department of Chemical Sciences, Indian Institute of Science Education and Research Kolkata, Mohanpur-741246, West Bengal, India. E-mail: suresh@iiserkol.ac.in

† Dedicated to Prof. Srinivasan Chandrasekaran on the occasion of his 80th birthday.



functionalization. We present a transition-metal-free, visible-light-driven method that facilitates remote 1,*n* (*n* = 14, 11, 10, 7, and 6) trifluoromethylation, succeeded by distal alkylation of alkenes, effectively addressing these challenges.

Selectivity arises from the electron-withdrawing CF₃ group, which diminishes the adjacent radical nucleophilicity, thereby favouring translocation and distal coupling. Secondly, competing additions are reduced as the electrophilic CF₃ radicals preferentially react with the unactivated alkene instead of electron-deficient Michael acceptors. Third, side reactions and hydrotrifluoromethylation are mitigated by judicious selection of reagents, stoichiometry, and visible-light conditions that promote the intended radical cascade. The conversion from radical to carbocation is inhibited by utilizing an electron-deficient acceptor that swiftly and selectively captures the nucleophilic radical before oxidation.

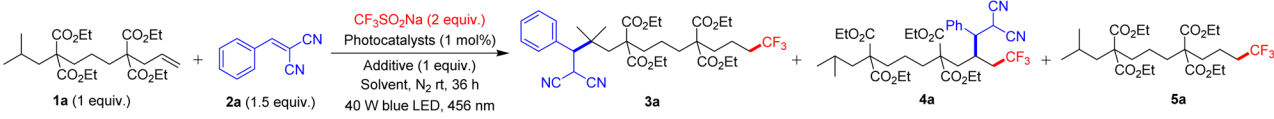
Motivated by a recent study from Zhu and co-workers on the synthesis of cyclopentanone derivatives using a photoinduced (3 + 2) cycloaddition involving HAT from a high-energy vinyl radical (Scheme 1c),¹² we have further developed our methodology.¹² Recognizing the immense synthetic utility of cyclopentane derivatives, we devised a tandem multicomponent,

transition-metal-free reaction for their rapid synthesis using the bench-stable, inexpensive Langlois' reagent as the CF₃ source.¹³ The sequence involves an initial HAT from a secondary to a tertiary carbon, followed by a second HAT from a vinylic to a secondary carbon, thus facilitating the synthesis of highly substituted cyclopentane derivatives. This operationally simple approach demonstrates both practicality and efficiency, enabling the construction of complex molecular architectures from readily available chemicals.

Results and discussion

To develop a sustainable and operationally straightforward methodology for direct remote C(sp³)-H activation beyond *n* = 7, we began by targeting the 1,10-difunctionalization of unactivated alkenes. As a model substrate, we selected the unactivated alkene **1a** (1 equiv.) and employed commercially available Langlois' reagent (CF₃SO₂Na, 2 equiv.) as a trifluoromethyl source along with Michael acceptor **2a** (1.5 equiv.) as an alkylating reagent. AcOH (1 equiv.) was used as a proton source, and Acr-Mes⁺ClO₄⁻ (1 mol%) served as a photocatalyst in DCM (2 mL). The reaction mixture was irradiated with

Table 1 Optimization of the reaction conditions^a



Entry	Photocatalyst (1 mol%)	Solvent	Additive (1 equiv.)	3a (%)	4a (%)	5a (%)
1	Mes-Acr ⁺ ClO ₄ ⁻	DCM	AcOH	31	16	17
2	Ph-Acr-Mes ⁺ BF ₄ ⁻	DCM	AcOH	40	25	18
3	4-CzIPN	DCM	AcOH	19	12	4
4	Ir(dFCF ₃ ppy) ₂ (dtbbpy)	DCM	AcOH	2	6	1
5	Ru(bpy) ₃ Cl ₂ ·6H ₂ O	DCM	AcOH	Trace	Trace	Trace
6	T(<i>p</i> -CH ₃)PPT	DCM	AcOH	Trace	Trace	Trace
7	Ph-Acr-Mes ⁺ BF ₄ ⁻	CH ₃ CN	AcOH	23	15	10
8	Ph-Acr-Mes ⁺ BF ₄ ⁻	EtOAc	AcOH	35	11	8
9	Ph-Acr-Mes ⁺ BF ₄ ⁻	MeOH	AcOH	31	17	7
10	Ph-Acr-Mes ⁺ BF ₄ ⁻	CHCl ₃	AcOH	13	14	8
11	Ph-Acr-Mes ⁺ BF ₄ ⁻	Acetone	AcOH	33	15	8
12	Ph-Acr-Mes ⁺ BF ₄ ⁻	CH ₃ CN: DCM (1 : 1)	AcOH	30	13	10
11 ^b	Ph-Acr-Mes ⁺ BF ₄ ⁻	DCM	AcOH	46	28	13
12 ^c	Ph-Acr-Mes ⁺ BF ₄ ⁻	DCM	AcOH	50	10	18
13 ^d	Ph-Acr-Mes ⁺ BF ₄ ⁻	DCM	AcOH	50	21	9
14 ^e	Ph-Acr-Mes ⁺ BF ₄ ⁻	DCM	AcOH	61 (57) ^j	14	6
15 ^{e,f}	Ph-Acr-Mes ⁺ BF ₄ ⁻	DCM	AcOH	43	16	10
16 ^e	Ph-Acr-Mes ⁺ BF ₄ ⁻	DCM	—	42	16	5
17 ^e	Ph-Acr-Mes ⁺ BF ₄ ⁻	DCM	HFIP	40	20	8
18 ^e	Ph-Acr-Mes ⁺ BF ₄ ⁻	DCM	TFE	56	17	9
19 ^{e,g}	Ph-Acr-Mes ⁺ BF ₄ ⁻	DCM	AcOH	45	18	4
20 ^{e,h}	Ph-Acr-Mes ⁺ BF ₄ ⁻	DCM	AcOH	Nd	Nd	Nd
21 ^{e,i}	Ph-Acr-Mes ⁺ BF ₄ ⁻	DCM	AcOH	Nd	Nd	Nd

^a Reaction conditions: **1a** (0.15 mmol, 1 equiv.), **2a** (0.225 mmol, 1.5 equiv.), CF₃SO₂Na (0.3 mmol, 2 equiv.), photocatalyst (1 mol%), solvent (2.0 mL), irradiation with a 456 nm blue LED (40 W) under N₂ atm, rt, 36 h, and ¹H NMR yield using tetrachloroethane as an internal standard. ^b 2 equiv. of **2a** was used. ^c 3 equiv. of CF₃SO₂Na. ^d 3 equiv. of CF₃SO₂Na and 2 equiv. of **2a**. ^e 4 equiv. of CF₃SO₂Na and 2 equiv. of **2a**. ^f 2 equiv. of AcOH. ^g 2 mol% Ph-Acr-Mes⁺BF₄⁻. ^h without light. ⁱ without photocatalysts. ^j isolated yield.

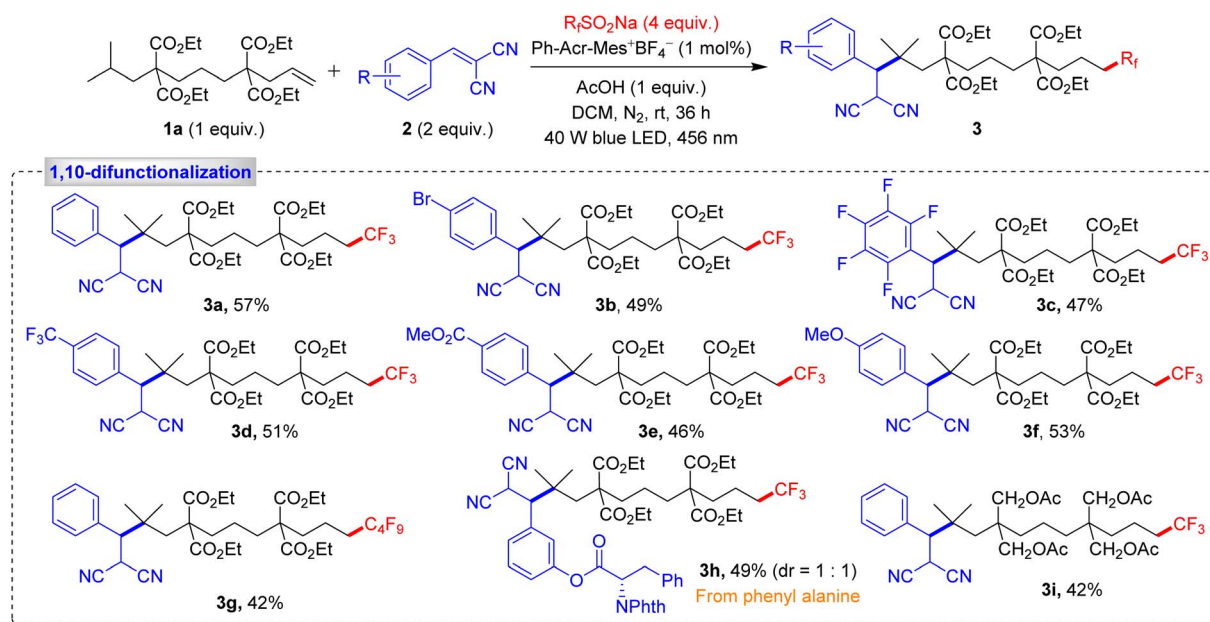


a 456 nm blue LED (40 W) for 36 h, resulting in the desired 1,10-difunctionalized product **3a** in a 31% yield. Additionally, 1,2-difunctionalized product **4a** was obtained with a 16% yield and a minor yield of the simple hydrotrifluoromethylated product **5a** (17%). To improve selectivity and minimize side products, we systematically screened a variety of photocatalysts. Among the tested catalysts, the organophotocatalyst $\text{Ph-Acr-Mes}^+\text{BF}_4^-$ proved to be the most effective, increasing the yield of **3a** to 40%, and of **4a** to 25%, and reducing that of **5a** to 18% (Table 1, entries 2–6). Subsequent solvent screening confirmed that DCM was the optimal solvent, delivering higher yields of **3a** than other solvents (Table 1, entries 7–12). Further optimization focused on the amounts of $\text{CF}_3\text{SO}_2\text{Na}$ and Michael acceptor **2a**. Using 4 equiv. of $\text{CF}_3\text{SO}_2\text{Na}$ and 2 equiv. **2a** resulted in the highest yield of **3a** at 61%, with that of **4a** reduced to 14% and **5a** to 6% (Table 1, entry 14). Adjusting the amount of AcOH had a negative effect: omitting AcOH or increasing its amount to 2 equiv. both led to lower yields (Table 1, entries 15 and 16). Among the acids tested, AcOH proved optimal, promoting faster protonation of the favored 1,10-addition intermediate, which is sterically and electronically favoured over those leading to **4a** or **5a**. Increased amounts of photocatalyst hampered the reaction (Table 1, entry 19). Additionally, control experiments showed no desired products were formed without the photocatalyst or light, highlighting their essential roles in this transformation (Table 1, entries 20 and 21). The optimal conditions were established as follows: 1 equiv. of **1a**, 4 equiv. of $\text{CF}_3\text{SO}_2\text{Na}$, 2 equiv. of **2a**, and 1 equiv. of AcOH with 1 mol% of photocatalyst in 2 mL DCM at room temperature, under 456 nm LED irradiation for 36 h.

Our research began with a comprehensive validation process, exploring a wide range of Michael acceptors and

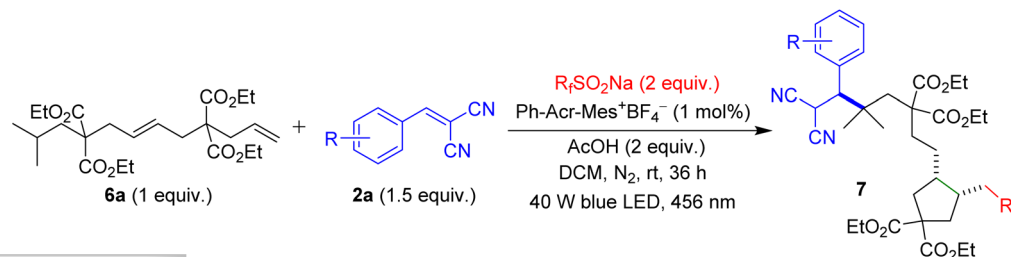
fluorine sources with unactivated alkene **1a**. Under optimized conditions, we successfully obtained the 1,10-difunctionalized product **3a** in a notable 57% yield, along with 14% of the 1,2-difunctionalized product **4a** and 6% of the hydrotrifluoromethylated product **5a**, as shown in Scheme 2. We further examined the reactivity of various Michael acceptors, including those with halogen substituents on the aryl ring and pentafluorobenzene derivatives. These reactions yielded products **3b** and **3c** at 49% and 47%, respectively. Michael acceptors containing electron-withdrawing or electron-donating groups also furnished the expected products **3d–3f** with yields ranging from 46 to 53%. Additionally, perfluoroalkylated product **3g** was synthesized in 42% yield, with the biologically active Michael acceptor yielding product **3h** in 49% yield. An alkene with alkyl substituents at 4,8-positions afforded product **3i** in 42% yield, indicating that gem-diester are not essential and alkyl substituents can equally promote the reaction. Next, we extended our methodology for 1,11-difunctionalization using a dialkene to achieve selective remote C–H activation at the 11-position relative to the alkene.

When dialkene **6a** was subjected to our modified reaction conditions, a remarkable tandem sequence unfolded, involving trifluoromethylation of the terminal alkene, 5-*exo-trig* cyclization, 1,5-HAT, and $\text{C}(\text{sp}^3)\text{-H}$ alkylation, leading to the formation of product **7a**, with an impressive 83% yield (Scheme 3). This cascade reaction highlights the unique advantages of our methodology, which efficiently combines trifluoromethylation, cyclopentane ring formation, and alkylation in a single sequence. We also examined the effect of substituents on the Michael acceptors. A 4-methyl-substituted aryl ring produced the desired product **7b** in 73% yield, while electron-donating substituents on the aryl ring led to product **7c** in 63% yield.

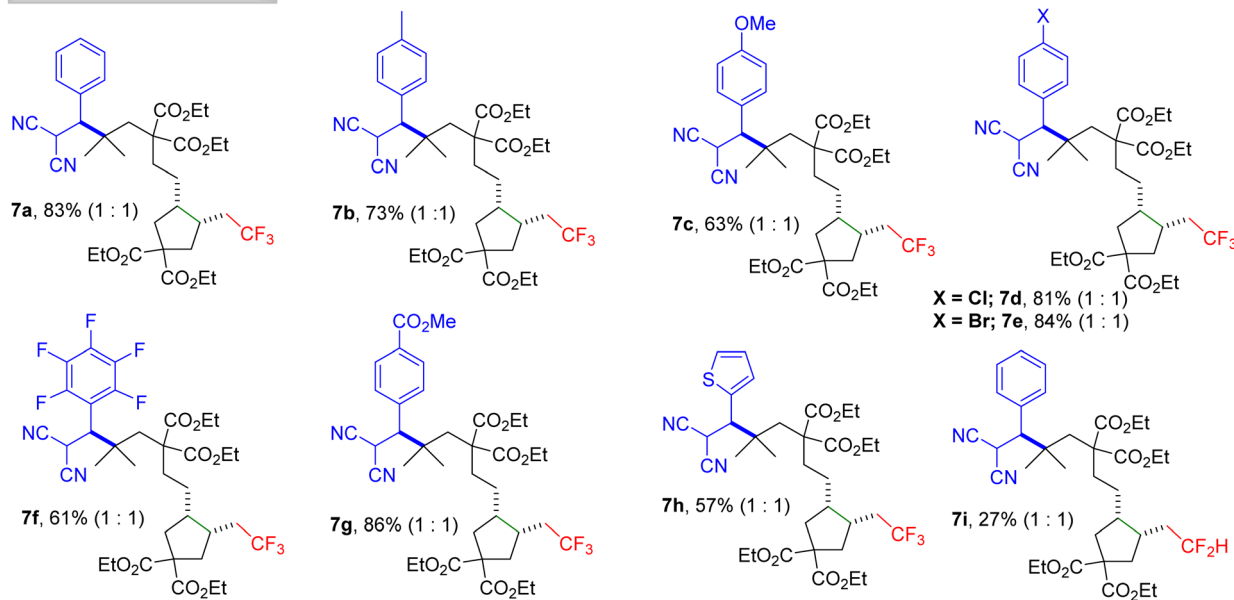


Scheme 2 Substrate scope for the 1,10-difunctionalization of alkenes. Reaction conditions: **1a** (0.15 mmol, 1 equiv.), **2** (0.3 mmol, 2 equiv.), $\text{R}_1\text{SO}_2\text{Na}$ (0.6 mmol, 4 equiv.), $\text{Ph-Acr-Mes}^+\text{BF}_4^-$ (1 mol%), AcOH (0.15 mmol, 1 equiv.), DCM (2.0 mL), irradiation with a 456 nm blue LED (40 W) under N_2 atm., rt, 36 h.





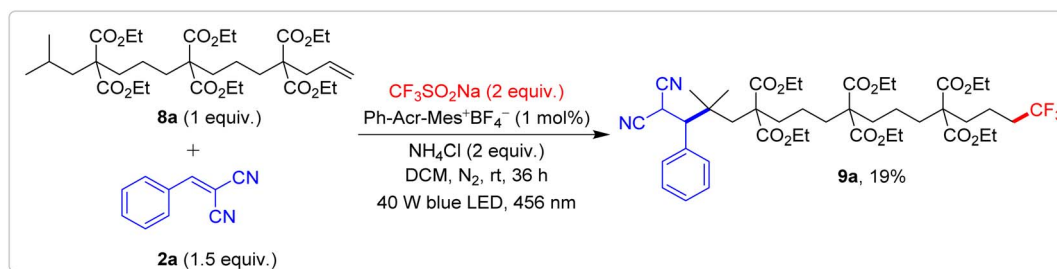
1,11-difunctionalization



Scheme 3 Substrate scope for the 1,11-difunctionalization of alkenes. Reaction conditions: **6a** (0.15 mmol, 1 equiv.), **2** (0.3 mmol, 2 equiv.), R_fSO_2Na (0.3 mmol, 2 equiv.), Ph-Acr-Mes⁺BF₄⁻ (1 mol%), AcOH (0.15 mmol, 1 equiv.), DCM (2.0 mL), irradiation with a 456 nm blue LED (40 W) under N₂ atm., rt, 36 h. The diastereomeric ratio is given in parentheses.

Halo-substituted phenyl rings generated products **7d–7f**, with yields ranging from 61% to 84%, while a strongly electron-withdrawing substituent on the phenyl ring furnished the expected product **7g** in an excellent 86% yield. Additionally, a thiophene-derived Michael acceptor yielded product **7h** with a moderate 57% yield (Scheme 3). Next, we examined the scope of the perfluoroalkyl group CF₂H as an alternative to the trifluoromethyl group. This furnished the corresponding product **7i** with a satisfactory yield (Scheme 3).

One of the most ground-breaking aspects of our study is the first reported example of 1,14-difunctionalization of unactivated alkenes. This was accomplished using an alkene with two secondary carbons at the 1,6- and 1,10-positions and a strategically engineered tertiary carbon at the 1,14-position (Scheme 4). Under our reaction conditions, alkene **8a** underwent a tandem trifluoromethylation followed by three HAT processes resulting in the unprecedented 1,14-trifluoromethylative-alkylated product **9a** with a 19% yield. This

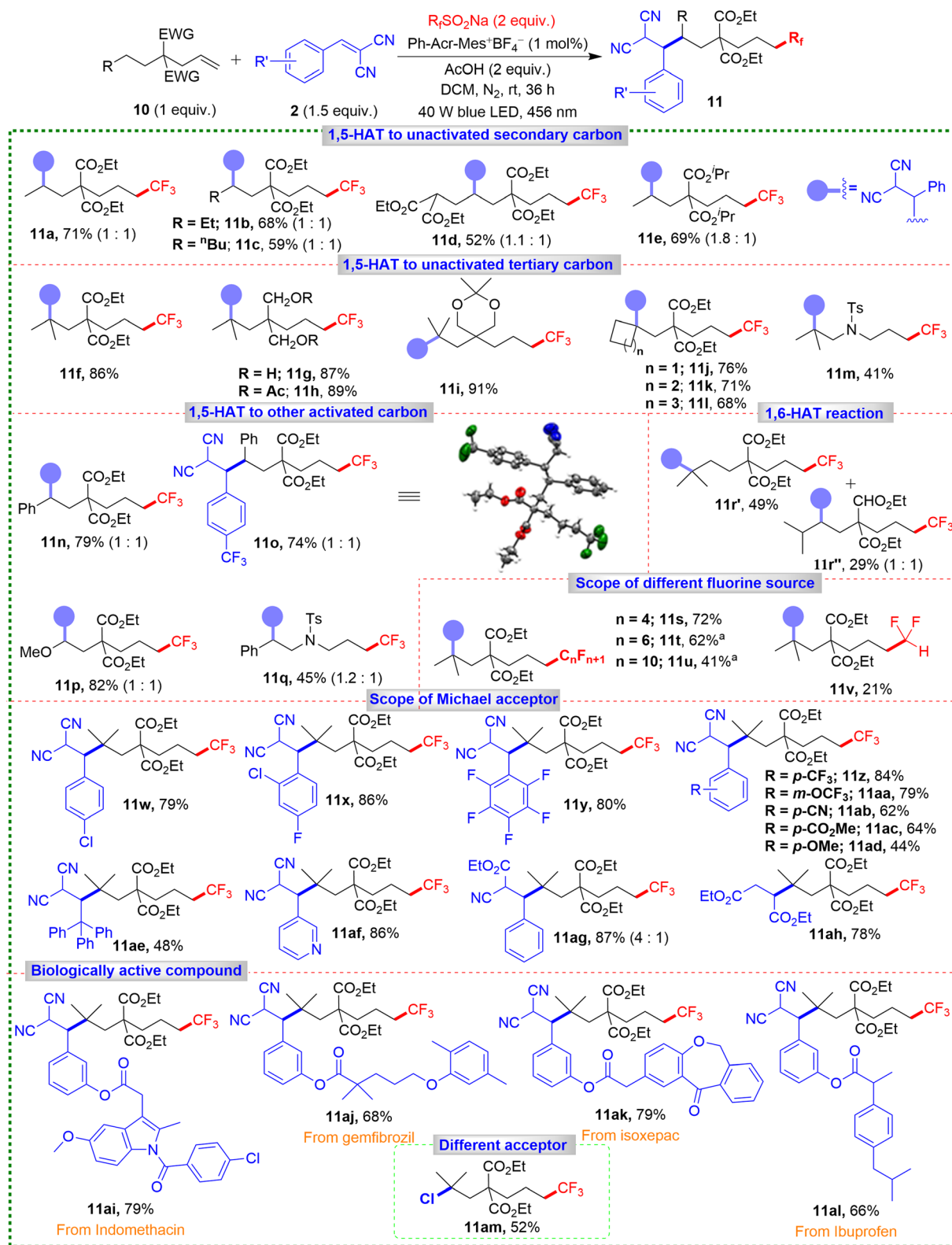


Scheme 4 Substrate scope for the 1,14-difunctionalization of alkenes. Reaction conditions: **8a** (0.15 mmol, 1 equiv.), **2a** (0.3 mmol, 1.5 equiv.), CF_3SO_2Na (0.3 mmol, 2 equiv.), Ph-Acr-Mes⁺BF₄⁻ (1 mol%), NH₄Cl (0.3 mmol, 2 equiv.), DCM (2.0 mL), irradiation with a 456 nm blue LED (40 W) under N₂ atm., rt, 36 h.



transformation was facilitated by a 1,13-radical translocation mechanism involving 1,5-HAT events. Several competing side reactions, such as 1,2- and 1,6-additions, along with

hydrotrifluoromethylation, were observed, collectively diminishing the overall yield of the desired 1,14-difunctionalized product. The successful execution of this complex reaction



Scheme 5 Substrate scope for 1,6-difunctionalization of alkenes. Reaction conditions: **10** (0.15 mmol, 1 equiv.), **2a** (0.3 mmol, 1.5 equiv.), CF₃SO₂Na (0.3 mmol, 2 equiv.), Ph-Acr-Mes⁺BF₄⁻ (1 mol%), AcOH (0.3 mmol, 2 equiv.), DCM (2.0 mL), irradiation with 456 nm blue LED (40 W) under N₂ atm., rt, 36 h. Diastereomeric ratios are given in parentheses. ^a2.5 mol% of Ph-Acr-Mes⁺BF₄⁻.



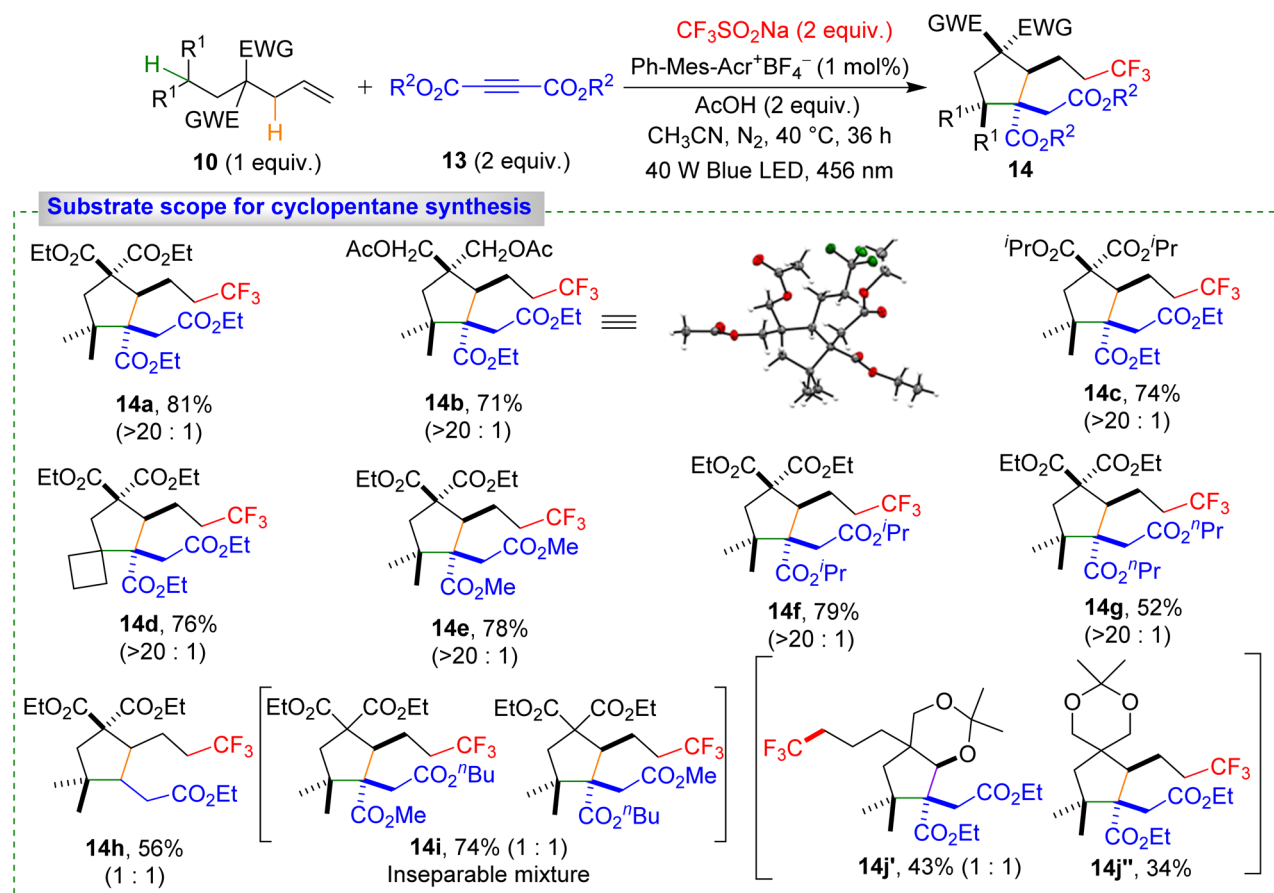
opens up new possibilities for remote C(sp³)-H bond functionalization, pushing the boundaries of what can be achieved in this field.

We extended our 1,6-difunctionalization strategy to a broad range of unactivated alkenes with remote secondary C(sp³)-H bonds. These experiments demonstrated hydrogen migration between one secondary carbon and another with similar BDEs (Scheme 5). This approach efficiently synthesized the remote 1,6-difunctionalized product **11a**, in a yield of 71% under modified conditions. For alkenes with longer alkyl chains and multiple secondary C(sp³)-H bonds, products **11b** and **11c** were obtained in good yields, showcasing high regioselectivity of the reaction. The robustness of our methodology was exemplified by the synthesis of product **11d**, achieved in 52% yield, where the most acidic proton remains untouched. Introducing isopropyl-substituted ester groups expanded the scope, resulting in product **11e** in a yield of 69%.

Extending the substrate scope to that containing a tertiary C(sp³)-H bond, product **11f** was obtained with an impressive 86% yield. The different substituents on the alkyl chain furnished products **11g-11i** in excellent yields (87-91%). Substrates containing more sterically hindered cyclic tertiary C(sp³)-H bonds also yielded products **11j-11l** with minimal

steric interference (68-76%). Introducing an -NTs group on the alkyl chain delivered **11m** in a moderate 41% yield, and products **11n-11q** were achieved in 45-82% yields when remote C(sp³)-H bonds or benzylic or heteroatom-containing bonds were activated. Notably, for substrates with a secondary C(sp³)-H bond at the 1,6-position and a tertiary C(sp³)-H bond at the 1,7-position, geometric factors favored 1,6-addition. However, the lower BDE of the tertiary C(sp³)-H bond led to the predominant formation of 1,7-difunctionalized product **11r'** (49%) alongside the 1,6-difunctionalized product **11r''** (29%). Next, we explored perfluoroalkyl sources previously undocumented (Scheme 5). Introducing the -C₄F₉ group gave product **11s** in 72% yield. Other perfluoroalkyl groups (-C₆F₁₃ and -C₈F₁₇) delivered products **11t** and **11u** in 62% and 41% yields under higher photocatalyst loading (2.5 mol%).

Difluoromethylation gave **11v** in a lower yield (21%), possibly due to the less electrophilic nature of the difluoromethyl group, causing direct difluoromethylation of the Michael acceptor **2a** rather than the alkene. Our methodology accommodated various Michael acceptors (Scheme 5), yielding products **11w-11y** in good yields, even with aryl ring-bearing electron-withdrawing and electron-donating groups (**11z-11ad**). Introducing a bulkier triphenyl-substituted Michael acceptor



Scheme 6 Substrate scope for cyclopentane derivatives. Reaction conditions: **10** (0.15 mmol, 1 equiv.), **13** (0.3 mmol, 1.5 equiv.), CF₃SO₂Na (0.3 mmol, 2 equiv.), Ph-Acr-Mes⁺BF₄⁻ (1 mol%), AcOH (0.3 mmol, 2 equiv.), MeCN (2.0 mL), irradiation with a 456 nm blue LED (40 W) under N₂ atm., 40 °C, 36 h. Diastereomeric ratios are given in parentheses.



provided **11ae** in 48% yield. Other acceptors furnished products **11af–11ah** in excellent yields (78–87%), and biologically active derivatives (**11ai–11al**) were obtained in good yields (66–79%), illustrating the method's broad applicability, including in late-stage functionalization of pharmaceuticals. When we used *N*-chlorophthalimide instead of Michael acceptor, the 1,6-chlorotrifluoromethylated product **11am** was obtained in 52% yield, which showed the future scope of this methodology.

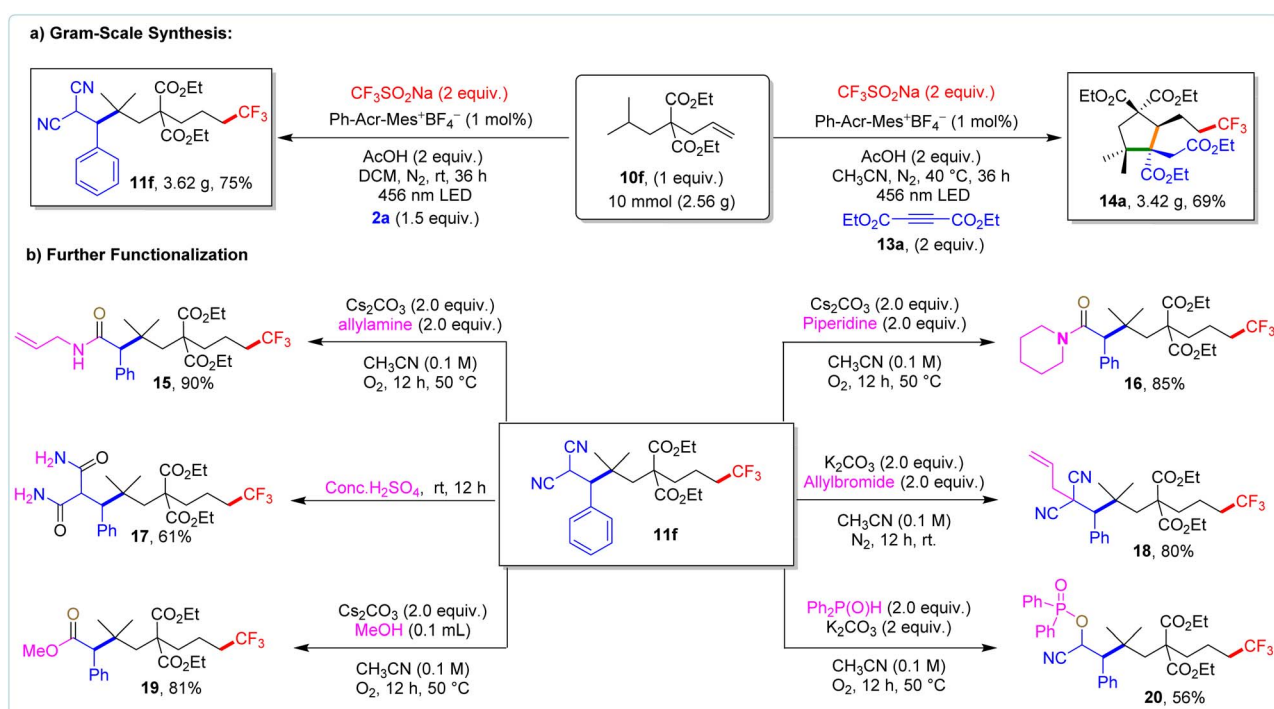
Our strategy proved highly effective for synthesizing densely substituted cyclopentane derivatives *via* initial 1,5-HAT from secondary to tertiary carbon (Scheme 6). Optimized conditions (see ESI) afforded cyclopentane derivative product **14a** with 81% yield. Alkenes with different alkyl chain substituents provided **14b–14c** in 71–74% yield, and even bulkier cyclic substrates gave **14d** in 76% yield. Electron-deficient alkynes also reacted smoothly, yielding **14e–14h** in moderate to good yields. Mixed alkyne reactions produced **14i** as a 1 : 1 mixture of two isomers in 74% yield. Alkenes with two distinct types of C(sp³)–H bonds in the second 1,6-HAT step yielded **14k'** and **14k''** in 43% and 34% yields, respectively. The slightly higher yield of **14k'** was attributed to the lower BDE of the oxygen-adjacent C(sp³)–H bond, a key factor in the second 1,6-HAT process. The high diastereoselectivity (>20 : 1) observed for products **14a–14g** is likely governed by steric factors. In contrast, when a terminal alkyne was employed, the diastereoselectivity completely disappeared, affording product **14h** as a 1 : 1 mixture of diastereomers.

To show the practical applicability, we synthesized compounds **11f** and **14a** on a 10 mmol scale, achieving 75% and 69% yields, respectively (Scheme 7a). Furthermore, we successfully converted **11f** into various valuable functional

groups (Scheme 7b), showcasing the versatility of our method for synthesizing compounds with diverse functionalities. To unravel the underlying mechanism of the 1,*n*-difunctionalization of alkenes, we conducted a series of carefully designed control experiments using **10f** as a model substrate (Scheme 8a–8f).

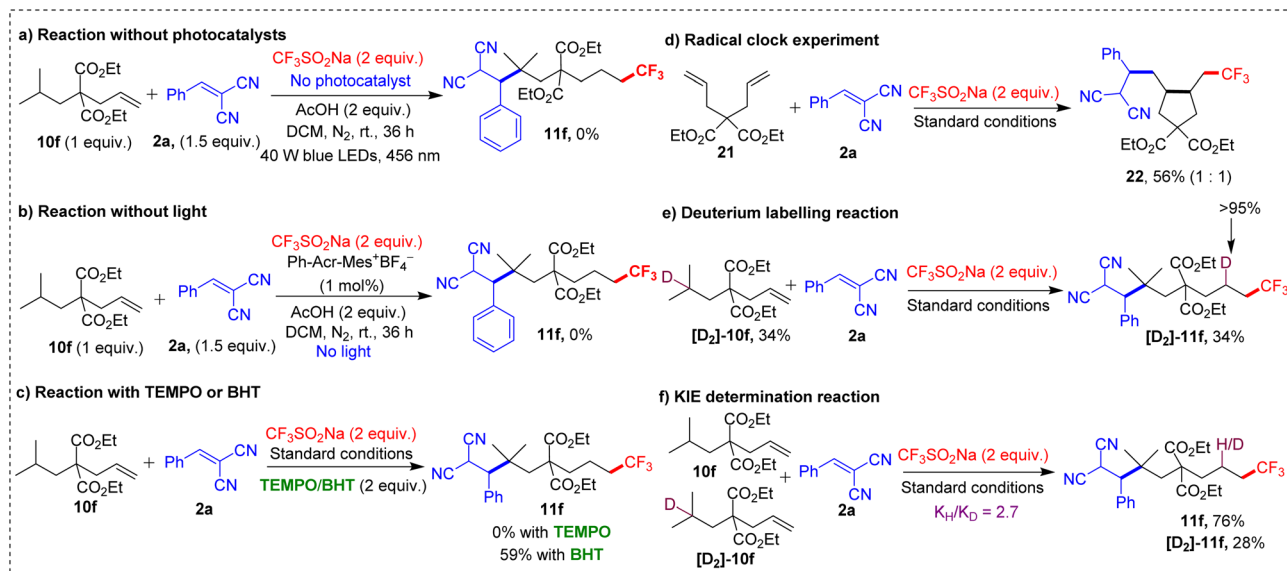
The lack of product in the absence of photocatalyst and light highlighted their essential roles in driving the reaction. The use of radical scavengers such as 2,2,6,6-tetramethylpiperidine 1-oxyl (TEMPO) and butylated hydroxytoluene (BHT) confirmed the involvement of a radical pathway. TEMPO completely inhibited the reaction, and BHT significantly reduced the yield, indicating a radical mechanism. Further evidence for this radical pathway was provided by a radical clock experiment using **2a** and dialkene **21**, which yielded trifluoromethylation/5-*exo-trig* cyclization/alkylation product **22** in 56% yield. The 1,5-HAT was identified as the rate-determining step, based on a reaction with deuterated [**D**₂]-**10f**, which gave [**D**₂]-**11f** (>95% D) in 34% yield. The observed kinetic isotope effect (KIE) of 2.7 further reinforced this conclusion. Luminescence quenching experiments also shed light on the interaction between the Langlois' reagent and the photocatalyst, providing additional mechanistic insights.

The proposed mechanism for the 1,10-difunctionalization of alkenes is depicted in Scheme 9. Under blue LED irradiation, the excited-state photocatalyst Ph-Mes-Acr⁺* is generated from Ph-Mes-Acr⁺. This excited-state photocatalyst ($E_{\text{red}}^* = +2.20$ V vs. saturated calomel electrode (SCE)) is capable of accepting an electron from CF₃SO₂Na ($E_{\text{ox}} = 1.05$ V vs. SCE), generating a trifluoromethyl radical and Ph-Mes-Acr[•] radical intermediate.¹⁴ The trifluoromethyl radical then reacts with alkene **1a** to

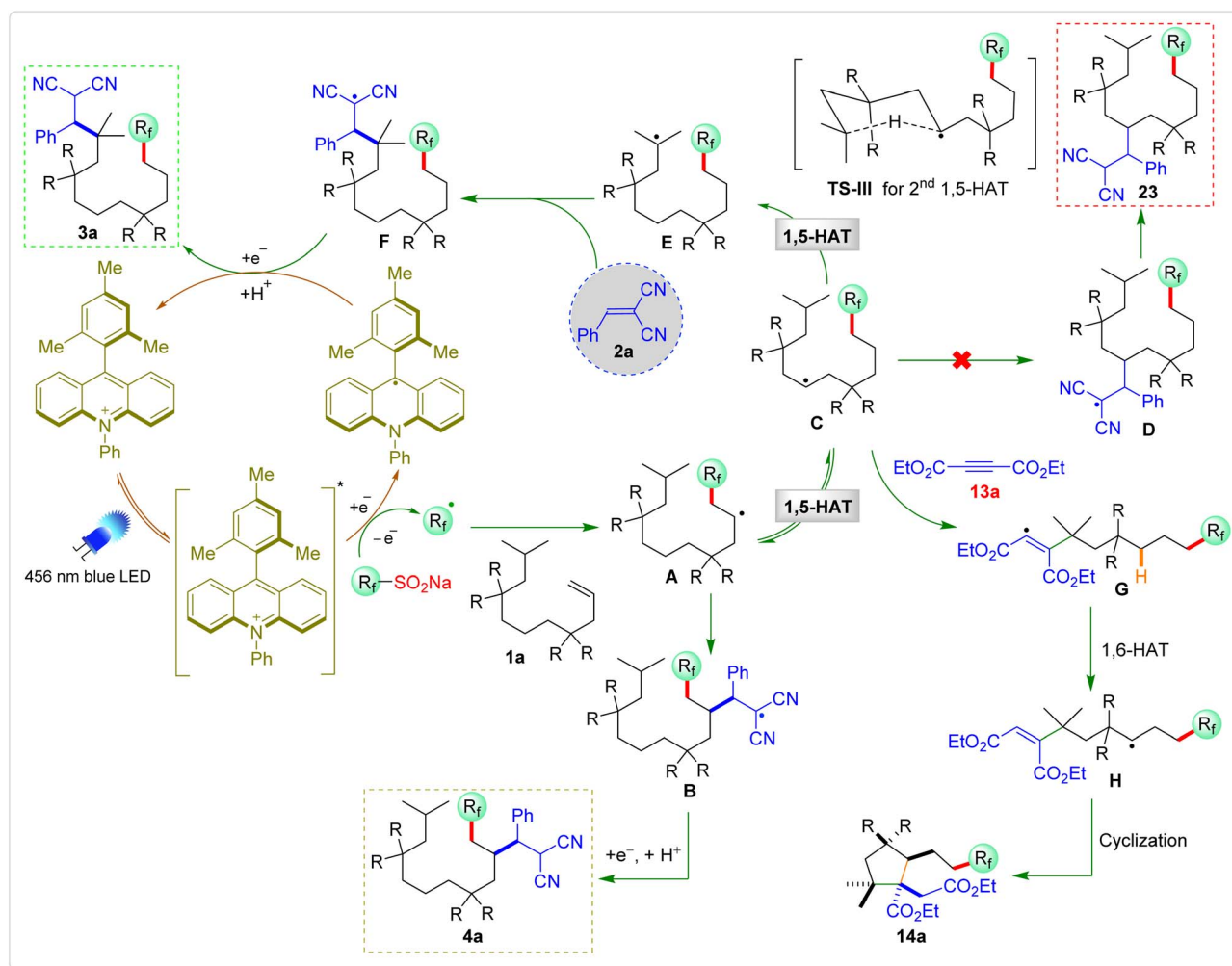


Scheme 7 Gram-scale synthesis and further functionalization.





Scheme 8 Control experiments and mechanistic studies.



Scheme 9 A plausible mechanism.



form the radical intermediate **A**, which earlier reacts with Michael acceptor **2a** to produce the radical intermediate **B** or undergoes a 1,5-HAT (TS-I) to form radical intermediate **C**, which again undergoes a second 1,5-HAT (TS-III) to generate radical intermediate **E**, which reacts with **2a** to form intermediate **F**.¹⁵ An electron transfer from Ph-Mes-Acr⁺ to radical intermediate **F** followed by protonation yields the desired 1,10-difunctionalized products **3a**, regenerating photocatalyst.

A similar reaction mechanism is proposed for the synthesis of cyclopentane derivatives. The trifluoromethyl radical first adds to alkene **10f**, generating the alkyl radical intermediate **A**, which subsequently undergoes an intramolecular 1,5-HAT to afford radical intermediate **C**. This transformation effectively shifts the radical center to a more stabilized position. The resulting radical then adds to an electron-deficient alkyne **15a**, forming the vinylic radical intermediate **G**. Importantly, this intermediate is electrophilic in nature and undergoes an intramolecular 1,6-HAT from the accessible C6 hydrogen atom (relative to the vinyl radical center), leading to the formation of alkyl radical intermediate **H**.^{16a} This sequential HAT process strategically relays the radical center along the molecular framework, positioning it at a site suitable for ring closure. The newly generated radical **H** then undergoes a kinetically favourable 5-*exo-trig* cyclization, forming the cyclopentane core.^{16b} Finally, single-electron reduction of the resulting radical and subsequent protonation furnish the highly substituted cyclopentane derivative **14a**, while concurrently regenerating the photocatalyst.

Conclusions

In summary, we have developed the remote tandem multicomponent 1,*n* (*n* = 10, 11, 14, 6, 7) difunctionalization (trifluoromethylation or perfluoroalkylation followed by alkylation) of an unactivated alkene *via* net 1,*n* radical translocations under a visible-light-driven straightforward process under milder reaction conditions. This redox-neutral and entirely transition-metal-free methodology is highly chemoselective and regioselective. We also developed a multicomponent transition-metal-free tandem reaction for synthesizing highly substituted cyclopropane derivatives by the visible-light-driven, straightforward remote functionalization of an unactivated alkene. A sequence of HAT processes is involved in the reaction. The first 1,5-HAT occurs from secondary carbon to tertiary carbon, followed by 1,6-HAT from vinylic carbon to secondary carbon, followed by 5-*exo-trig* radical cyclization. Bench-stable, cheap, and commercially available Langlois' reagent was used as a trifluoromethyl source. The scalability of the method has been shown by performing the reaction on the gram scale, and further functionalization shows the synthetic evolution of the developed methodology.

Author contributions

K. G. G. and D. S. designed the project. K. G. G. performed optimization studies, D. D. and V. S. did substrate scope analysis, and K. P. did mechanistic studies. K. G. G., V. S. and D. S. wrote the manuscript. All authors have given approval to the final version of the manuscript.

Conflicts of interest

There are no conflicts to declare.

Data availability

CCDC 2416402 and 2264468 contain the supplementary crystallographic data for this paper.^{17a,b}

The data supporting this article have been included as part of the supplementary information (SI). Supplementary information: detailed experimental procedures, characterization data (¹H and ¹³C NMR spectra), and crystal structures. See DOI: <https://doi.org/10.1039/d5sc08683c>.

Acknowledgements

Financial support is acknowledged from IISER Kolkata and the Core Research Grant SERB. K. G. G., D. D., V. S., and K. P. thank the Inspire, IISER Kolkata, and CSIR for their fellowship.

Notes and references

- (a) J. Yamaguchi, A. D. Yamaguchi and K. Itami, *Angew. Chem., Int. Ed.*, 2012, **51**, 8960–9009; (b) T. Cernak, K. D. Dykstra, S. Tyagarajan, P. Vachal and S. W. Krska, *Chem. Soc. Rev.*, 2016, **45**, 546–576; (c) R. G. Bergman, *Nature*, 2007, **446**, 391–393; (d) M. C. White, *Science*, 2012, **335**, 807–809; (e) J. M. Mayer, *Acc. Chem. Res.*, 2011, **44**, 36–46; (f) M. Salamone and M. Bietti, *Acc. Chem. Res.*, 2015, **48**, 2895–2903; (g) M. Milan, M. Salamone, M. Costas and M. Bietti, *Acc. Chem. Res.*, 2018, **51**, 1984–1995; (h) L. Capaldo, D. Ravelli and M. Fagnoni, *Chem. Rev.*, 2022, **122**, 1875–1924.
- (a) A. W. Hofmann, *Ber. Dtsch. Chem. Ges.*, 1883, **16**, 558–560; (b) K. Löffler and C. Freytag, *Ber. Dtsch. Chem. Ges.*, 1909, **42**, 3427–3431; (c) D. H. R. Barton, J. M. Beaton, L. E. Geller and M. M. Pechet, *J. Am. Chem. Soc.*, 1961, **83**, 4076–4083.
- (a) G. J. Choi, Q. Zhu, D. C. Miller, C. J. Gu and R. R. Knowles, *Nature*, 2016, **539**, 268–271; (b) J. C. K. Chu and T. Rovis, *Nature*, 2016, **539**, 272–275.
- (a) S. Sarkar, K. P. S. Cheung and V. Gevorgyan, *Chem. Sci.*, 2020, **11**, 12974–12993; (b) J.-M. Xi and W.-W. Liao, *Org. Chem. Front.*, 2022, **9**, 4490–4506; (c) Y. He, K.-J. Bian, P. Liu, C.-H. Jiang, R.-X. Jin, J. G. West and X.-S. Wang, *Org. Lett.*, 2024, **26**, 8278–8283; (d) J. J. A. Garwood, A. D. Chen and D. A. Nagib, *J. Am. Chem. Soc.*, 2024, **146**, 28034–28059.
- (a) S. K. Sinha, S. Guin, S. Maiti, J. P. Biswas, S. Porey and D. Maiti, *Chem. Rev.*, 2022, **122**, 5682–5841; (b) W. Guo, Q. Wang and J. Zhu, *Chem. Soc. Rev.*, 2021, **50**, 7359–7377; (c) C. Pratley, S. Fenner and J. A. Murphy, *Chem. Rev.*, 2022, **122**, 8181–8260; (d) L.-X. Li and K. Hu, *Tetrahedron*, 2023, **130**, 133172; (e) G.-M. Cao, S.-S. Yan, L. Song, Y.-X. Jiang, T.-Y. Gao, Z. Chen, W. Zhang, J.-H. Ye and D.-G. Yu, *Chem. Soc. Rev.*, 2025, **54**, 6726–6806.
- (a) J. Robertson, J. Pillai and R. K. Lush, *Chem. Soc. Rev.*, 2001, **30**, 94–103; (b) L. Stateman, K. Nakafuku and



- D. Nagib, *Synthesis*, 2018, **50**, 1569–1586; (c) H. Chen and S. Yu, *Org. Biomol. Chem.*, 2020, **18**, 4519–4532; (d) T. W. Lyons and M. S. Sanford, *Chem. Rev.*, 2010, **110**, 1147–1169.
- 7 M. Nechab, S. Mondal and M. P. Bertrand, *Chem. – Eur. J.*, 2014, **20**, 16034–16059.
- 8 (a) *Remote C–H Bond Functionalizations*, ed. C. Sambigiato, B. U. W. Maes, in D. Maiti and S. Guin, Wiley-VCH Verlag GmbH & Co. KGaA, Weinheim, Germany, 2021, pp. 343–382; (b) *Remote C–H Bond Functionalizations*, ed. W. Li, C. Zhu, in D. Maiti and S. Guin, Wiley-VCH, Weinheim, 2021, pp. 315–341.
- 9 (a) L.-J. Zhong, Z.-Q. Xiong, X.-H. Ouyang, Y. Li, R.-J. Song, Q. Sun, X. Lu and J.-H. Li, *J. Am. Chem. Soc.*, 2022, **144**, 339–348; (b) Y. Li, D. Wu, H. Cheng and G. Yin, *Angew. Chem., Int. Ed.*, 2020, **59**, 7990–8003; (c) H.-Y. Tu, S. Zhu, F.-L. Qing and L. Chu, *Synthesis*, 2020, **52**, 1346–1356.
- 10 (a) L. Song, D. Fu, L. Chen, Y. Jiang, J. Ye, L. Zhu, Y. Lan, Q. Fu and D. Yu, *Angew. Chem., Int. Ed.*, 2020, **59**, 21121–21128; (b) L. Huang, J.-S. Lin, B. Tan and X.-Y. Liu, *ACS Catal.*, 2015, **5**, 2826–2831; (c) T. Li, P. Yu, Y.-M. Du, J.-S. Lin, Y. Zhi, X.-Y. Liu and J. Fluor, *Chem*, 2017, **203**, 210–214; (d) K.-J. Bian, Y. Li, K.-F. Zhang, Y. He, T.-R. Wu, C.-Y. Wang and X.-S. Wang, *Chem. Sci.*, 2020, **11**, 10437–10443.
- 11 J. H. Herbort, T. N. Bednar, A. D. Chen, T. V. RajanBabu and D. A. Nagib, *J. Am. Chem. Soc.*, 2022, **144**, 13366–13373.
- 12 S. Le, J. Li, J. Feng, Z. Zhang, Y. Bai, Z. Yuan and G. Zhu, *Nat. Commun.*, 2022, **13**, 4734.
- 13 (a) J. Shen, J. Xu, L. He, C. Liang and W. Li, *Chin. Chem. Lett.*, 2022, **33**, 1227–1235; (b) B. Kaboudin, M. Ghashghaee, A. Bigdeli, A. Farkhondeh, M. Eskandari and H. Esfandiari, *ChemistrySelect*, 2021, **6**, 12998–13014; (c) J. Shen, L. Li, J. Xu, C. Shen and P. Zhang, *Org. Biomol. Chem.*, 2023, **21**, 2046–2058.
- 14 (a) N. A. Romero, K. A. Margrey, N. E. Tay and D. A. Nicewicz, *Science*, 2015, **349**, 1326–1330; (b) J.-B. Tommasino, A. Brondex, M. Médebielle, M. Thomalla, B. R. Langlois and T. Billard, *Synlett*, 2002, 1697–1699.
- 15 (a) M. Wu, Z. Wu, H. T. Ang, B. Wang, T. Liu, S. Wu, Z. Lei, M. W. Liaw, S. Chanmungkalakul, C.-L. K. Lee, X. Liu, Y. Lu and J. Wu, *ACS Catal.*, 2024, **14**, 9364–9373; (b) M. Schlegel, S. Qian and D. A. Nicewicz, *ACS Catal.*, 2022, **12**, 10499–10505; (c) B. Wang, C. Ascenzi Pettenuzzo, J. Singh, G. E. McCabe, L. Clark, R. Young, J. Pu and Y. Deng, *ACS Catal.*, 2022, **12**, 10441–10448.
- 16 (a) Y. Zhou, Z. Gu, Y. Hong, H. Chen, J. Luo, H. Zheng and G. Zhu, *Org. Chem. Front.*, 2024, **11**, 1232–1250; (b) J. E. Baldwin, *J. Chem. Soc., Chem. Commun.*, 1976, 734–736.
- 17 (a) CCDC 2416402: Experimental Crystal Structure Determination, 2026, DOI: [10.5517/ccdc.csd.cc2m3ggp](https://doi.org/10.5517/ccdc.csd.cc2m3ggp); (b) CCDC 2264468: Experimental Crystal Structure Determination, 2026, DOI: [10.5517/ccdc.csd.cc2g0cc7](https://doi.org/10.5517/ccdc.csd.cc2g0cc7).

