

Cite this: *Energy Environ. Sci.*,  
2020, 13, 345

## Cation-disordered rocksalt transition metal oxides and oxyfluorides for high energy lithium-ion cathodes

R. J. Clément,<sup>ab</sup> Z. Lun<sup>ac</sup> and G. Ceder<sup>\*ac</sup>

For lithium-ion rechargeable batteries to meet society's ever-growing demands in electrical energy storage, e.g. for the electrification of transportation, for portable electronics and for grid storage applications, novel electrode materials with a large charge storage capacity and a high energy density are needed. Over the last five years, several experimental and theoretical studies have demonstrated the feasibility of disordered rocksalt (DRX) cathodes, that is, lithium transition metal oxide cathodes with a crystalline rocksalt structure but with a disordered arrangement of lithium and transition metal on the cation lattice. We provide here an overview of the current understanding of DRX materials, in terms of their structural and compositional characteristics, as well as their electrochemical properties. We also present important considerations for the design of high performance DRX cathodes and suggest future research directions. Because no specific order is needed, DRX compounds can be composed of a wide variety of transition metal species, which can create long-term benefits for the lithium battery industry by making it less reliant on scarce and expensive raw materials. While some DRX compositions can simply be synthesized at high temperature to induce thermal cation disorder, other compositions require mechanochemical methods to induce a disordered arrangement of cation species. Cation disorder leads to unique lithium transport properties, small volume changes during charge–discharge cycling and sloping electrochemical profiles. Fluorine substitution for oxygen and the incorporation of high-valent d<sup>0</sup> transition metals in the bulk DRX structure are two strategies used to increase the lithium content in the material, improve lithium percolation and to keep the valence of redox-active metal species low so that high transition metal redox capacity can be obtained. Short-range cation order, which is affected by thermal treatment, metal composition and fluorine substitution, has a significant impact on electrochemical performance. Moreover, fluorine substitution for oxygen improves long-term capacity retention by significantly reducing anion-based charge compensation mechanisms during charge. Fluorinated DRXs have recently demonstrated reversible capacities >300 mA h g<sup>-1</sup> and extremely high energy densities approaching 1000 W h kg<sup>-1</sup>, holding promise for a nearly two-fold increase in the energy density of commercial lithium-ion batteries.

Received 31st August 2019,  
Accepted 3rd December 2019

DOI: 10.1039/c9ee02803j

rsc.li/ees

### Broader context

Rechargeable batteries are still the limiting component of portable electronics, hybrid electric and electric vehicles, motivating research efforts to improve the energy density, power capability and safety of lithium-ion batteries, and specifically of the cathode material. Additionally, electrical energy storage plays a key role in the worldwide strategy to combat global warming. For grid storage applications, low-cost battery technologies requiring minimal maintenance and with a long charge–discharge cycle life are needed. Over the last few years, lithium transition metal oxides with a cation-disordered rocksalt-type structure have emerged as potential high energy density cathodes. These compounds can be reasonable ionic and electronic conductors when prepared with excess Li content, a realization which has led to the investigation of a large range of compositions in this structure space. Already, several cation-disordered rocksalt cathodes have demonstrated very high specific capacities and energy densities up to 1000 W h kg<sup>-1</sup>, well exceeding commercially-available layered lithium transition metal oxide cathodes. Cation-disordered rocksalt cathodes also hold promise for the integration of cheap and Earth-abundant transition metal species, enabling more sustainable battery chemistries for large-scale electric transportation and grid storage applications.

<sup>a</sup> Department of Materials Science and Engineering, University of California, Berkeley, CA 94720, USA. E-mail: gceder@berkeley.edu<sup>b</sup> Materials Department, University of California, Santa Barbara, CA 93106, USA<sup>c</sup> Materials Science Division, Lawrence Berkeley National Laboratory, Berkeley, CA 94720, USA

## Introduction

The transition to a more carbon-neutral society requires significant advances in electrical energy storage technologies,



**R. J. Clément**

*Raphaële Clément received her BA and MSc in Natural Sciences and her PhD in Chemistry from the University of Cambridge. Her PhD, supervised by Prof. Clare Grey, focused on the study of paramagnetic cathode materials for sodium-ion battery applications using solid-state Nuclear Magnetic Resonance (NMR) spectroscopy. She then joined the group of Prof. Gerbrand Ceder at UC Berkeley as a postdoctoral researcher, where she developed both experimental and computational skills applicable to a range of electrochemical materials. She joined the faculty of the Materials Department at UC Santa Barbara in July 2018. Her current research interests are the study of structural and redox processes in electrochemical materials using magnetic resonance techniques and theoretical tools. She is particularly interested in the development of Electron Paramagnetic Resonance (EPR) and NMR tools for the study of functional materials operando or in situ, e.g. to capture transient, metastable intermediates forming during normal operation, to study the kinetics of processes, and for full device analysis.*

*Raphaële Clément received her BA and MSc in Natural Sciences and her PhD in Chemistry from the University of Cambridge. Her PhD, supervised by Prof. Clare Grey, focused on the study of paramagnetic cathode materials for sodium-ion battery applications using solid-state Nuclear Magnetic Resonance (NMR) spectroscopy. She then joined the group of Prof. Gerbrand Ceder at UC Berkeley as a postdoctoral researcher, where she developed both experimental*

both for load leveling of the power grid, an important step towards replacing steady electric supplies from, e.g., coal and fossil fuels, by intermittent energy sources from renewables (wind, tide, solar, etc.), and for the electrification of transportation. A large research effort is targeted at improving the current rechargeable battery technology, which provides a means of storing energy electrochemically. Among the different battery chemistries, lithium(Li)-ion systems are closest to meeting gravimetric and volumetric energy density requirements for a variety of applications, ranging from portable electronics to electric and hybrid electric cars. Today, Li-ion batteries are even considered for the (partial) electrification of aviation and marine transportation.<sup>1,2</sup> This tremendous growth of the Li-ion battery industry underscores the need for novel cathode materials. Not only does the current cathode technology create resource strains on the transition metal elements needed for cathode manufacturing,<sup>3</sup> but further improvements in energy density will also require cathode materials that surpass the current Li(Ni,Co,Mn)O<sub>2</sub> (NMC) layered cathodes.

In 1976, Whittingham demonstrated that transition metal (M)-containing compounds, such as TiS<sub>2</sub>, can undergo reversible Li intercalation reactions at reasonably high voltages, paving the way to a new class of cathode materials.<sup>4</sup> The development of high-voltage stable electrolytes quickly led to the replacement of sulfide cathodes by oxides, as the latter provide higher working voltages, and hence higher energy densities. Nowadays, the great majority of commercial Li-ion cathodes are high-voltage intercalation-type lithium transition metal oxides and phosphates. A commonality between these cathode materials is the ordered arrangement of Li and M



**Z. Lun**

*design and synthesis of novel electrocatalysts, as well as advanced X-ray based characterization techniques.*

*Zhengyan Lun is currently a PhD student in the Materials Science & Engineering Department at the UC Berkeley, supervised by Professor Gerbrand Ceder. He obtained his Bachelor's degree from the University of Science and Technology of China, majoring in Materials Physics. His research interests include the design and characterization of high-energy next-generation Li-ion battery electrode materials, with an emphasis on the cation-disordered rocksalt cathodes, the*



**G. Ceder**

*extensively in the fields of alloy theory, novel oxide design, energy storage, and machine learning. He is a co-founder of Computational Modeling Consultants, Pellion Technologies, and The Materials Project. He is a member of the National Academy of Engineering and the Royal Flemish Academy of Belgium for Science and The Arts. He is a Fellow of the Materials Research Society and the Metals, Minerals and Materials Society, and has received awards from the Electrochemical Society, the Materials Research Society, the Metals Minerals and Materials Society, and the International Battery Association.*

*Gerbrand Ceder is The Daniel M. Tellep Distinguished Professor in Engineering in the Department of Materials Science and Engineering at UC Berkeley and a Faculty Senior Scientist at the Lawrence Berkeley National Laboratory. He uses computational and experimental methods to design novel materials for energy generation and storage, including lithium and sodium-ion battery chemistries, multi-valent intercalation, and solid-state batteries. He has published*



species, which provides clear paths for  $\text{Li}^+$  transport during electrochemical cycling. Olivine-structured transition metal phosphates ( $\text{LiMPO}_4$ ) feature one-dimensional diffusion paths for Li with very low Li migration barriers,<sup>5</sup> thus providing very high rate capability. Depending on the cation-to-anion ratio, lithium transition metal oxide (LMO) cathodes form either spinel ( $\text{LiM}_2\text{O}_4$ ) structures featuring three-dimensional interconnected pathways for  $\text{Li}^+$  migration or layered ( $\text{LiMO}_2$ ) structures, where  $\text{Li}^+$  diffusion occurs within the two-dimensional Li slabs.<sup>6</sup>  $\text{LiMn}_2\text{O}_4$  spinels<sup>7</sup> have been commercialized as cathodes but are steadily being replaced by NMC layered cathodes due to these materials' higher energy density and good stability. While olivine  $\text{LiFePO}_4$  is employed in commercial Li-ion batteries, its use is mostly limited to low energy density applications, leaving most of the Li-ion market dominated by NMC cathodes.

For decades, cation disorder, whereby the Li and M metals mix on each other's position in the layered or spinel LMO structures, has been considered detrimental to  $\text{Li}^+$  transport, hence to the reversible capacity of intercalation-type electrodes. While this assumption has proven true in certain cases,<sup>8</sup> several recent theoretical and experimental studies have demonstrated the feasibility of disordered rocksalt (DRX) cathodes, that is, LMO cathodes with a disordered arrangement of Li and M on the cation lattice as shown in Fig. 1a<sup>9–21</sup> This finding is important as it broadens the chemical space in which cathode materials can be designed. In fact, the main reason why NMC layered cathodes (with the cation ordering shown in Fig. 1b) must use Ni, Co and Mn as majority elements is that these are among the very few transition metals that do not migrate to Li sites when a large amount of Li is removed from the structure upon charge,<sup>23</sup> thereby setting the industry up for a Co/Ni resource problem. When the Li-ion battery industry grows to an annual production of 1 TW h, it will require more than a million tons of combined Co/Ni,<sup>3</sup> which far surpasses the annual Co production, and makes up about half of the annual Ni production in the world (U.S. Geological Survey 2019<sup>24</sup>).

We note here that layered and DRX  $\text{LiMO}_2$  compounds crystallize in two variants of the rocksalt (NaCl) structure, where



**Fig. 1** Common rocksalt-type lithium transition metal oxide crystal structures: (a) the disordered rocksalt  $\alpha\text{-LiFeO}_2$  structure in which all cation sites are equivalent, (b) the layered  $\alpha\text{-NaFeO}_2$  structure, (c) the spinel-like low-temperature  $\text{LiCoO}_2$  structure, (d) the  $\gamma\text{-LiFeO}_2$  structure. Large empty circles indicate oxygen sites, small gray and black filled circles stand for lithium and transition metal sites, respectively. Adapted with permission from Urban *et al.*<sup>22</sup> Copyright Wiley-VCH.

cations and anions occupy octahedral ( $\text{O}_h$ ) sites on two interpenetrating face-centered cubic (FCC) lattices. With a common close-packed oxygen framework, these  $\text{LiMO}_2$  structures differ in the arrangement of the Li and M species on the cation sites, as shown in Fig. 1. DRX compounds exhibit, in theory, a random arrangement of Li and M, leading to the  $\alpha\text{-LiFeO}_2$  structure shown in Fig. 1a, while layered compounds exhibit an ordered arrangement of Li and M in alternating planes along the (1 1 1) direction, leading to the  $\alpha\text{-NaFeO}_2$  structure shown in Fig. 1b. The spinel-like low temperature structure of  $\text{LiCoO}_2$  and the  $\gamma\text{-LiFeO}_2$  structure are two other cation-ordered variants of the NaCl structure shown in Fig. 1c and d, respectively. Criteria for the stabilization of each NaCl variant will be discussed later.

Rather than leading to performance degradation, intrinsic disorder on the cation lattice usually results in small and isotropic volume changes on charge and discharge and can remedy issues related to structural degradation upon cycling. A comparative plot showing the performance of selected cation-disordered and layered LMOs, in terms of average working potential, gravimetric capacity and energy density, is given in Fig. 2. Compared to commercial layered LMO systems, such as NCA-type (with a Li-Ni-Co-Al- $\text{O}_2$  composition) and NMC-type (with a Li-Ni-Mn-Co- $\text{O}_2$  composition) compounds, or the standard LCO ( $\text{LiCoO}_2$ ) cathode, the capacity and energy density of DRXs is at least as good or superior. However, DRXs are not nearly as well optimized as today's commercial cathode materials, and better insight into the relation between chemistry, structure and performance is required in order to create DRX cathodes that are competitive in all respects with (or even outperform) today's cathodes.

The aim of this review paper is to provide an overview of the current understanding of DRX materials, in terms of their structural and compositional characteristics and electrochemical properties. We first examine the characteristic features of DRX cathodes; these insights are used in the second part of the paper to discuss and compare the different classes of DRX compounds that have been synthesized and tested as Li-ion cathodes. Important considerations for the design of high performance DRX cathodes and future research directions are presented in a third part.

## I. Cation disorder: impact on the structure and properties of rocksalt-type lithium transition metal oxides

### a. What factors govern cation order/disorder in lithium transition metal oxides?

As mentioned earlier, many  $\text{LiMO}_2$  compounds crystallize in variants of the rocksalt-type crystal structure, as shown in Fig. 1. The optical, magnetic and electronic properties of  $\text{LiMO}_2$  materials are dictated by the type of Li-M bond formed, which in turn depends on the electronic configuration and size of the  $\text{M}^{3+}$  cation.<sup>25</sup> Among first row  $\text{LiMO}_2$  compounds, partially-filled  $t_{2g}$  orbitals and  $t_{2g}\text{-}t_{2g}$  orbital overlap result in d electron





Fig. 2 Average discharge potential (V vs.  $\text{Li}^+/\text{Li}$ ) and gravimetric capacity ( $\text{mAh g}^{-1}$ ) of selected layered and DRX cathodes. Contour lines represent the gravimetric energy density ( $\text{Wh kg}^{-1}$ ). NMCA = NMC ( $\text{Li-Ni-Mn-Co-O}_2$ ) and NCA ( $\text{Li-Ni-Co-Al-O}_2$ ).

itinerancy in  $\text{LiTiO}_2$  and  $\text{Li}_x\text{VO}_2$ , as revealed by the Pauli paramagnetic behavior of the former and the semiconducting-to-metallic transition within the V planes of the latter, while transition metals to the right of V are characterized by more contracted  $t_{2g}$  orbitals, localized d electrons and a semiconducting behavior.  $\text{LiScO}_2$ , with no d valence electrons, is insulating.<sup>25</sup>

Hewston and Chamberland<sup>25</sup> first organized  $\text{LiMO}_2$  structure types according to the size of the  $\text{M}^{3+}$  ion relative to that of  $\text{Li}^+$ , which was later rationalized with modeling by Wu *et al.*<sup>26</sup> The formation of a layered  $\alpha\text{-NaFeO}_2$ -type structure (see Fig. 1b) is favorable when the  $\text{M}^{3+}$  ion is significantly smaller than  $\text{Li}^+$  ( $r(\text{Li}^+) = 0.76 \text{ \AA}$ ), as in  $\text{LiCoO}_2$  ( $r(\text{Co}^{3+}) = 0.545 \text{ \AA}$ ),<sup>27</sup>  $\text{LiVO}_2$  ( $r(\text{V}^{3+}) = 0.64 \text{ \AA}$ ),<sup>28</sup>  $\text{LiNiO}_2$  ( $r(\text{Ni}^{3+}) = 0.56 \text{ \AA}$ ),<sup>29</sup> and  $\text{LiCrO}_2$  ( $r(\text{Cr}^{3+}) = 0.615 \text{ \AA}$ ),<sup>28</sup> as this structure type allows for independent relaxation of bond lengths in  $\text{LiO}_6$  and  $\text{MO}_6$  octahedra. When all cations are of similar size, *e.g.* in  $\text{LiScO}_2$  ( $r(\text{Sc}^{3+}) = 0.745 \text{ \AA}$ ), this relaxation effect is less significant and the structure type is governed instead by favorable electrostatics,<sup>26</sup> resulting in the formation of the ordered  $\gamma\text{-LiFeO}_2$  structure<sup>30–32</sup> (see Fig. 1d). Some unique cases in which other structure types form also exist. For instance, the presence of Jahn–Teller distorted  $\text{Mn}^{3+}$  ions in  $\text{LiMnO}_2$  results in the crystallization of a unique low-temperature orthorhombic form<sup>33–35</sup> (the high temperature polymorph of  $\text{LiMnO}_2$  has the  $\alpha\text{-NaFeO}_2$  layered structure). Another example is the spinel-like  $\text{LiCoO}_2$  structure (see Fig. 1c), with cations in the 16c and 16d  $\text{O}_h$  sites of the spinel structure, which does not appear to be an equilibrium structure under any conditions and has only been stabilized in rare cases, typically *via* low-temperature synthesis routes.<sup>36–38</sup> While many metals and metal combinations can form the layered structure type, very few will remain layered when a substantial amount of Li is removed from the compound. Driven by lower electrostatics, many metal cations will migrate into the vacancies created in the Li layer by the charging process. Only metals with very high  $\text{O}_h$  site preference will have high enough kinetic barriers to prevent disordering of the layered structure upon cycling. Typically, these are metals with filled or half-filled  $t_{2g}$  shells, such as  $\text{Co}^{3+}$  (low-spin  $d^6$ ),  $\text{Mn}^{4+}$  and  $\text{Cr}^{3+}$  (high spin  $d^3$ ).<sup>23,39</sup>

An important consideration for the stability of the layered structure is that the transition metals retain their high  $\text{O}_h$  site preference upon oxidation, which is true for  $\text{Ni}^{3+}/\text{Ni}^{4+}$  ( $d^7$  to  $d^6$ ) and  $\text{Co}^{3+}/\text{Co}^{4+}$  ( $d^6$  to  $d^5$ ). Hence, the practical compositional space of layered LMOs is by and large limited to Co, Ni and Mn (the latter when it does not undergo reduction from  $\text{Mn}^{4+}$ ). In contrast, one important advantage of making functional cathodes with cation disorder is that it opens up the possibility of using a larger range of transition metal species, and combinations of them.

The cation-disordered structure shown in Fig. 1a is never a ground state but a high-temperature form of the other structure types. The equilibrium temperature at which a structure disorders is controlled by the balance of entropy ( $TS$ ) and energy change ( $E$ ) associated with the disorder. While the entropy increase caused by a given level of disorder is chemistry-independent, the energy increase is not, and depends on the ability of the system to accommodate that disorder. Hence, disorder can be promoted by high temperature (which multiplies  $S$ ), by low energy cost for disorder, or by both. This principle has been demonstrated in an earlier work by Wolverton *et al.*,<sup>40</sup> who showed, for example, that the hypothetical disordering temperature for  $\text{LiCoO}_2$  is over 5000 K, because the energy cost for accommodating  $\text{Co}^{3+}$  in the deformed octahedra that arise from cation disorder is very high.

Two first principles studies by Urban *et al.*<sup>41</sup> and Richards *et al.*<sup>42</sup> evaluated the propensity of various LMO compositions to form a cation-disordered structure (Fig. 1a) and identified Ti-containing oxides as potential DRX candidates due to their low disordering energies. Experimentally, cation-disordered  $\text{LiTiO}_2$  has been synthesized<sup>8,25</sup> and a large number of  $\text{Ti}^{4+}$ -containing DRX oxides<sup>43–54</sup> have been both successfully synthesized and electrochemically tested in Li-ion cells, with  $\text{Li}_{2-x}\text{VTiO}_4$  exhibiting  $>300 \text{ mAh g}^{-1}$  of reversible capacity.<sup>55</sup> Urban's study was later extended to more broadly understand the elements that help stabilize cation disorder at low enough temperature to be synthetically accessible.<sup>56</sup> In stark contrast to metallic alloys, which only form a solid-solution when the species of interest have similar electronegativities and atomic radii ( $<15\%$  difference), DRX oxides composed of cations with large ionic radius and charge differences, *e.g.*  $\text{Li}^+/\text{Mo}^{6+}$ ,<sup>9,14–17</sup>  $\text{Li}^+/\text{Nb}^{5+}$ ,<sup>13,18,19,57–59</sup> or  $\text{Li}^+/\text{Ti}^{4+}$ ,<sup>44–46,48,50,51,53–55</sup> are commonly observed, suggesting that the physics of disorder is driven by considerations other than ionic size in rocksalt-based materials. Urban *et al.*<sup>56</sup> suggested that the ability to accommodate disorder is controlled by the d-level orbital occupancy in transition metals. When cations are randomly distributed over the  $\text{O}_h$  sites of a rocksalt structure, their different sizes and valences create octahedral distortions. Because octahedra in rocksalts are edge sharing, these distortions must be accommodated in part by neighboring octahedra. Hence, the ability for a structure to cation disorder reflects the energy cost to distort the octahedra around the various cations. With no valence electrons,  $\text{Li}^+$  has no crystal field stabilization energy, and therefore no particular octahedral shape preference. The propensity of a given LMO to disorder can therefore be predicted solely from the d shell filling of the transition metals, as each filled orbital imposes a



particular preferred octahedral distortion mode. Using density functional theory (DFT), Urban *et al.*<sup>56</sup> evaluated the energy cost of all  $M^{3+}O_6$  octahedral distortion modes in  $LiMO_2$  compounds and concluded that elements with no d electrons can accommodate octahedral variations at the lowest energy cost. Perhaps unsurprisingly, the band energy of  $d^0$  metals solely depends on lower-lying oxygen-dominated orbitals that are always occupied and is largely insensitive to site distortions. Hence, transition metals with no valence d electrons can best stabilize disordered rocksalt phases even when ionic radius differences between the cation species are relatively large.<sup>56</sup> This finding relates the physics of DRX materials to that of ferroelectrics, where  $d^0$  elements (*e.g.*  $Ti^{4+}$  or  $Nb^{5+}$ ) are often the critical elements that create electric dipoles in a composition due to their ability to displace from the center of the octahedron at a low energy cost.

Simulations of disordered structures in mixed transition metal systems showed that the presence of at least one  $d^0$  species can help stabilize the disordered structure, as the  $d^0$  ions (M and  $Li^+$ ) occupy the distorted  $O_h$  sites, leaving the less distorted cation sites for species with d valence electrons.<sup>56</sup> These electronic structure insights help rationalize why LMOs containing at least one redox-inactive  $d^0$  element account for the overwhelming majority of DRXs reported to date, with  $Ti^{4+}$ ,  $V^{5+}$ ,  $Nb^{5+}$ , and  $Mo^{6+}$  being the most commonly encountered  $d^0$  species.<sup>9,10,13–19,44–46,48,50,53–55,57–62</sup> This model, however, does not explain why certain DRX materials with no  $d^0$  M species are stable,<sup>8,63–65</sup> a topic covered in the second part of this review.

While cation disorder can be created at reasonable synthesis temperatures in many DRX compounds, for some compositions, disorder cannot be accessed thermally and instead requires extensive ball-milling. While the relation between the mechanical forces that induce disorder in ball-milling and entropy are unclear, the high energy ball-milling process has been related to an “equivalent” synthesis temperature of  $\approx 1750$  °C on a purely empirical basis.<sup>66</sup> To more systematically design DRX materials and their synthesis route, a better mechanistic understanding of the milling process is required.<sup>67,68</sup>

The discovery of DRXs as candidate Li-ion cathode materials enables the use of a large range of 3d and 4d metals, including those species which, in layered LMOs, are prone to migrate from the transition metal layers to octahedral ( $O_h$ ) and tetrahedral ( $T_d$ ) sites in the interlayer space during electrochemical cycling and impede  $Li^+$  diffusion. The natural abundance and metal price of selected transition metal species present in DRX compounds reported to date is shown in Fig. 3. It is clear from this figure that rocksalt cathodes based on Earth-abundant Mn, Fe and Ti hold promise in terms of sustainability and cost.

Disordering cations results in properties that are radically different from those of ordered cathode compounds, representing both challenges and opportunities for their application in batteries. These typically include a modified diffusion process, smaller and isotropic lattice expansion, easier anion redox, a more sloped voltage profile, and the ability for large compositional variety, including oxygen to fluorine substitution. Each of these topics is discussed in turn.

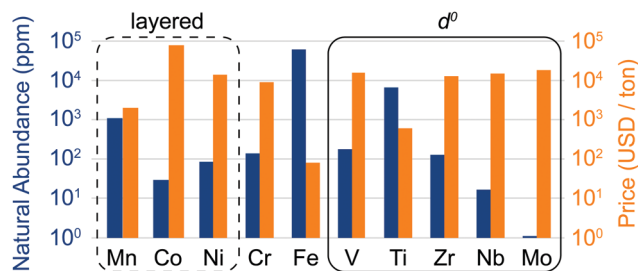


Fig. 3 Natural abundance (blue bars) and price (orange bars) of selected 3d and 4d transition metal elements found in disordered lithium transition metal oxide cathodes (on a log scale). The metal prices for V, Ti, Nb and Mo were obtained from the prices of their metal oxides, by accounting for the weight fraction of the transition metal element. The oxide precursor cost is more relevant for cathode production, and for some metals, such as Ti, the oxide precursor price is considerably lower than the metal price due to the high cost of extracting the metal from the oxide. However, it is difficult to obtain consistent data for the relevant ores, which is why we have listed the metal price directly obtained from our sources for Mn, Co, Ni, Cr, Fe and Zr. The compositional space of layered oxides is enclosed in a dashed black rectangle, while  $d^0$  species favoring cation disorder ( $V^{5+}$ ,  $Ti^{4+}$ ,  $Zr^{4+}$ ,  $Nb^{5+}$  and  $Mo^{6+}$ ) are enclosed in a solid black rectangle. Sources: www.webelements.com; www.metalary.com (accessed Aug. 2019); U.S. Geological Survey 2019.<sup>24</sup>

## b. Consequences of cation disorder on $Li^+$ mobility and Li percolation

**i.  $Li^+$  mobility ( $O_h$ – $O_h$  hops).** In rocksalt-type LMOs,  $Li^+$  diffusion between two octahedral (o) sites proceeds *via* an intermediate tetrahedral (t) site, hereafter referred to as o–t–o diffusion.<sup>6,69–71</sup> Both the size of the  $T_d$  site and the electrostatic interaction between  $Li^+$  in the activated  $T_d$  site and the four cations in face-sharing octahedra (see Fig. 4), forming a so-called ‘tetrahedral cluster’, have a strong impact on the  $Li^+$  diffusion barrier.<sup>72,73</sup> When the cation lattice is filled with Li and M species, five types of tetrahedral clusters can, in theory, be present:  $Li_4$ ,  $Li_3M$ ,  $Li_2M_2$ ,  $LiM_3$  and  $M_4$ . o–t–o  $Li^+$  diffusion requires that at least two  $O_h$  Li are connected *via* the activated  $T_d$  site, immediately excluding  $LiM_3$  and  $M_4$  environments as possible  $Li^+$  diffusion pathways. The remaining two face-sharing  $O_h$  sites determine whether diffusion channels are open (low barrier) or closed (high barrier) and are hereafter referred to as ‘gate sites’.<sup>22</sup>

*i.i. Layered lithium transition metal oxides and other ordered structures.* Cation ordering in stoichiometric layered  $LiMO_2$  and Li-rich layered  $Li_{1+x}M_{1-x}O_2$  results in the formation of  $LiM_3$  clusters (3-TM channels) in the transition metal slabs, which are not involved in  $Li^+$  diffusion, and  $Li_3M$  clusters (1-TM channels) in the Li slabs, which support Li migration (see Fig. 4a). The size of the activated  $T_d$  site is controlled by the layer spacing of the Li slab,<sup>72,73</sup> which is primarily determined by the Li content in the layers,<sup>6</sup> does not vary significantly with the nature of the M species, and typically lies in the range of 2.6–2.7 Å for  $LiMO_2$  compositions.<sup>22</sup> When  $Li^+$  is extracted on charge, face-sharing octahedral sites initially occupied by Li in 1-TM channels are progressively emptied. Typical migration barriers computed for a 1-TM channel with a single Li vacancy





**Fig. 4**  $\text{Li}^+$  diffusion between neighboring  $\text{O}_h$  sites in rocksalt-type  $\text{Li}_x\text{MO}_2$  takes place via an intermediate  $\text{T}_d$  site (o–t–o diffusion). (a) Layered  $\text{Li}_x\text{MO}_2$  compounds exhibit 1-TM and 3-TM  $\text{T}_d$  sites, corresponding to  $\text{Li}_3\text{M}$  and  $\text{LiM}_3$  clusters, respectively. 1-TM channels are responsible for  $\text{Li}^+$  diffusion. (b) Li migration barriers for hops between neighboring  $\text{O}_h$  sites in layered  $\text{Li}_x\text{MO}_2$  are very sensitive to the occupancy of sites adjacent to the intermediate  $\text{T}_d$  site of the hop. The barrier for hops into isolated vacancies is significantly larger than for di-vacancy hops. Adapted with permission from Van der Ven *et al.*<sup>6</sup> Copyright 2013 American Chemical Society. (c) Cation disorder results in the formation of all types of tetrahedral clusters (0-TM, 1-TM, 2-TM, 3-TM and 4-TM channels). In this case, 0-TM channels (and, to some extent, 1-TM channels) are responsible for  $\text{Li}^+$  conduction.

and a di-vacancy are shown in Fig. 4b. The single vacancy hop results in strong Coulombic interactions between  $\text{Li}^+$  in the activated site and  $\text{Li}^+$  in the face-sharing octahedral site. On the other hand, the di-vacancy hop has no such repulsion and the  $\text{Li}^+$  diffusion barrier is lower than for hops into isolated vacancies.<sup>6</sup> Upon charge, the activation energy for o–t–o diffusion is modified by two oppositely acting mechanisms. The increase in the oxidation state of transition metals in gate sites increases the electrostatic interaction with the migrating  $\text{Li}^+$  ion, but an increase in slab spacing at the beginning of charge counteracts this by allowing the distance between  $\text{Li}^+$  in the  $\text{T}_d$  site and the gate metals to remain larger. Typically, for  $0.5 \lesssim x < 1$  in  $\text{Li}_x\text{MO}_2$ , this leads to an increase in Li diffusivity with charge. For  $x \lesssim 0.5$  the layer spacing decreases with charge, causing an increase in the activation barrier. At very low Li content, the slab spacing contracts due to increased hybridization and van der Waals interactions between the oxygens across the slab, leading to an abrupt increase in the  $\text{Li}^+$  migration barriers.<sup>6</sup> This geometric change is observed for all layered oxides, although the extent to which it influences Li diffusivity depends somewhat on the nature of the transition metal species and type of bonding to oxygen, which in turn determines how much the oxygen can hybridize across the empty slab. To a good approximation,  $\text{Li}^+$  diffusion is dominated by a di-vacancy mechanism at all practical Li concentrations in layered  $\text{Li}_x\text{MO}_2$  compounds.<sup>6</sup> This results in a  $\text{Li}^+$  diffusion coefficient that depends on the overall concentration of Li in the material; this dependence is particularly pronounced at

high Li concentrations, where the vacancy concentration is low.<sup>6</sup> In fact, at  $x \approx 1$ , the di-vacancy mechanism is activated by a finite number of intrinsic vacancy defects always present in these materials.<sup>69</sup>

The ability to diffuse Li in other ordered rocksalts can be analyzed in a similar way. For example, the reason that the low temperature  $\gamma\text{-LiFeO}_2$  structure shows no reversible Li deintercalation is because it only contains 2-TM tetrahedral environments making Li migration extremely high in energy. Spinel-type ordering leads to segregation into 0-TM, 2-TM and 4-TM environments, consistent with its good Li diffusivity.<sup>22</sup>

*i.ii. Disordered rocksalts (DRX).* If only the 1-TM diffusion mechanism typical of layered oxides were considered,  $\text{Li}^+$  mobility would be expected to be negligible in DRX compounds, due to the significant reduction of the slab spacing and size of the  $\text{T}_d$  site upon cation mixing. Yet, this analysis does not account for other types of clusters forming on disordering, as shown in Fig. 4c. In 0-TM channels, for instance, the absence of transition metals in face-sharing octahedra leads to a reduction of the electrostatic repulsion in the activated Li site. As a result, while disordering causes  $\text{Li}^+$  diffusion via 1-TM channels to become poor, it also forms active 0-TM channels. 0-TM and 1-TM migration barriers computed from first principles in model disordered  $\text{Li}_2\text{MoO}_3$  and  $\text{LiCrO}_2$  structures are shown in Fig. 5 and indicate that, while the 0-TM barrier does not exceed 300 meV even for a small





Fig. 5 Calculated Li migration barriers along 1-TM channels (red squares: one  $\text{Mo}^{4+}$  neighbor; blue triangles: one  $\text{Cr}^{3+}$  neighbor), and along 0-TM channels (black circles) as a function of the average tetrahedron height in model disordered  $\text{Li}_2\text{MO}_3$  and  $\text{LiCrO}_2$  structures. Error bars represent standard deviations and the shaded area highlights the typical range of tetrahedron heights in disordered materials. From Lee *et al.*<sup>9</sup> Reprinted with permission from AAAS.

average tetrahedron height (e.g., 2.35 Å), ca. 500 meV migration barriers are obtained for 1-TM jumps,<sup>9</sup> much larger than the typical ca. 300 meV barriers in layered oxides.<sup>72</sup> Furthermore, Li extraction from nearest-neighbor octahedral sites during charge leads to a progressive decrease in the 0-TM  $T_d$  site energy, eventually stabilizing  $T_d$  Li once all face-sharing octahedral Li sites are empty. The relatively low barrier for Li migration between two 0-TM  $T_d$  sites, ca. 415 meV,<sup>9</sup> indicates that Li can escape the  $T_d$  sites created at the end of charge and  $T_d$  Li formation has little impact on the overall  $\text{Li}^+$  diffusion rate.

In summary, microscopic o-t-o  $\text{Li}^+$  diffusion in layered  $\text{Li}_x\text{MO}_2$  compounds proceeds *via* a Li di-vacancy mechanism and relies on 1-TM channels with a  $\text{Li}^+$  diffusion coefficient determined by the Li slab spacing and the oxidation state of the transition metal face-sharing with  $\text{Li}^+$  in the activated site. In contrast,  $\text{Li}^+$  migration in DRX compounds is primarily mediated by 0-TM channels with a diffusion barrier that is almost independent of the average tetrahedron height and the transition metal composition.<sup>22</sup> We note that the  $\text{Li}^+$  diffusion mechanisms identified in bulk DRX cathodes can also provide insight into cation migration through the disordered surface phases that form on a number of layered  $\text{Li}_x\text{MO}_2$  compounds at high voltage and how this disorder impacts the electrochemical performance.

**ii. Li percolation (long-range  $\text{Li}^+$  diffusion).** The likelihood of individual  $\text{Li}^+$  jumps between nearest-neighbor  $\text{O}_h$  sites in the rocksalt structure is determined by the o-t-o migration barrier, which can be computed from first principles. Low energy diffusion barriers, however, do not necessarily translate into long-range  $\text{Li}^+$  diffusion. Instead, macroscopic  $\text{Li}^+$  diffusion giving rise to the ionic conduction determined by conductivity measurements requires that the microscopic diffusion channels form an interconnected or percolating network throughout the structure. Conversely, if these channels do not form a continuous network,  $\text{Li}^+$  diffusion is localized to isolated percolating regions within the structure and does not lead to a measurable

macroscopic current. While percolation is obvious in most ordered structures due to their small unit cells, in disordered structures, environments are distributed in a statistical way, requiring a more elaborate analysis to determine when exactly percolation is achieved.  $\text{Li}^+$  ions that are part of the percolating network should be extractable on charge, while those that are separated from the network may require multiple high energy hops before they can join the percolating diffusion network. Because  $\text{Li}^+$  ions separate from the network may not contribute to the reversible capacity, we define the amount of extractable Li as the amount of Li within the percolating network.

In summary, whether a given rocksalt-type LMO structure is percolating to Li depends on: (1) the distribution of  $\text{Li}_4$ ,  $\text{Li}_3\text{M}$ ,  $\text{Li}_2\text{M}_2$ ,  $\text{LiM}_3$  and  $\text{M}_4$  tetrahedral clusters (equivalently, the distribution of 0-, 1-, 2-, 3- and 4-TM channels) in the structure, which depends on the degree of cation disorder, the type of (short-range) order present, if any, and the Li to M ratio, and (2) the connectivity of open (low  $\text{Li}^+$  migration barrier) diffusion channels.

In stoichiometric, layered  $\text{LiMO}_2$ , for instance, all Li sites are connected *via* 1-TM channels with low  $\text{Li}^+$  migration barriers and form a percolating network enabling two-dimensional  $\text{Li}^+$  conduction within the Li slabs. Macroscopic  $\text{Li}^+$  diffusion paths are less obvious in a cation-disordered structure, which explains why DRXs have long been considered electrochemically inactive and were only recently found to be percolating under certain conditions.<sup>9,22</sup>

Using Monte Carlo simulations, Urban *et al.*<sup>22</sup> investigated the impact of cation disorder and Li content  $x$  on Li percolation *via* only 0-TM channels in  $\text{Li}_x\text{M}_{2-x}\text{O}_2$  ( $0 \leq x \leq 2$ ) structures. Since the number of  $\text{Li}_4$  clusters increases with  $x$ , regardless of the degree of cation disorder, a percolating network of 0-TM channels is formed at a critical Li concentration  $x_c$ . The graphs in Fig. 6 depict the level of Li excess corresponding to the threshold for (1) Li to percolate through the structure *via* the network of 0-TM channels, and (2) one Li per formula unit (1 Li per f.u.) to be accessible *via* 0-TM channels as a function of cation mixing in layered ( $\alpha$ - $\text{NaFeO}_2$ ), spinel-like ( $\text{LT-LiCoO}_2$ ) and  $\gamma$ - $\text{LiFeO}_2$  structures. Fig. 6a and c clearly show that the spinel-like structure has the best 0-TM percolation properties, with low critical Li concentrations for percolation ( $x_c = 0.77$ ) and for access to 1 Li per f.u. ( $x_c = 1.016$ ); this can be explained by the segregation of 0-TM channels in the structure.<sup>22</sup> A steady increase in the Li concentration thresholds is observed upon increasing cation disorder in the spinel-like structure, and the critical Li excess levels reach values of  $x_c = 1.092$  for 0-TM percolation and  $x_c = 1.257$  for access to 1 Li per f.u. in the fully random limit. For the layered structure, the critical lithium concentration for 0-TM percolation is maximal in the fully ordered structure, with a value  $x_{c,\text{max}} = 1.14$ , and reaches a minimum at ca. 50% cation mixing,  $x_{c,\text{min}} = 1.05$ , due to the formation of 0-TM channels, before increasing again slightly upon further disordering. The lithium concentration threshold required for access to 1 Li per f.u.,  $x_c = 1.233$  in the ordered structure, reaches a minimum  $x_{c,\text{min}} = 1.22$  for 24% cation disorder.<sup>22</sup> The  $\gamma$ - $\text{LiFeO}_2$  structure only possesses 2-TM channels, leading to very poor percolation properties with Li concentration thresholds





**Fig. 6** (a) Critical lithium concentrations ( $x_c$ ) for 0-TM Li percolation, and (b–d) for one Li per formula unit (1 Li per f.u.) to be accessible via 0-TM channels as a function of the overall lithium content and the degree of cation mixing in  $\text{Li}_x\text{TM}_{2-x}\text{O}_2$  compounds with the layered ( $\alpha$ - $\text{NaFeO}_2$ ), spinel-like ( $\text{LT-LiCoO}_2$ ) and  $\gamma$ - $\text{LiFeO}_2$  structure. Structure-specific  $x_c$  values are indicated by a thick black contour line. Compositions falling to the left of these contour lines are not 0-TM percolating. Thin lines indicate the compositions at which 1 Li per f.u. becomes 0-TM accessible. Adapted with permission from Urban *et al.*<sup>22</sup> Copyright Wiley-VCH.

$x_c = 1.33$  for 0-TM percolation and  $x_c = 1.417$  for access to 1 Li per f.u. With the formation of 0-TM channels, a steady decrease in the percolation thresholds is observed on cation disordering. As expected, the fully disordered limit is common to all three structure-types and corresponds to a normal distribution of  $\text{Li}_4$ ,  $\text{Li}_3\text{M}$ ,  $\text{Li}_2\text{M}_2$ ,  $\text{Li}_3\text{M}$  and  $\text{M}_4$  clusters based on the Li/M ratio in the material.

Urban *et al.*'s study<sup>22</sup> demonstrates that, even in the fully disordered limit, rocksalt-type LMOs can sustain long-range 0-TM  $\text{Li}^+$  diffusion as long as Li is present in excess ( $\text{Li}/\text{M} > 1$ ). Only 10% Li excess is needed for Li percolation, and approximately 26% Li excess is required to extract 1 Li per f.u. It is important to maintain relatively low Li excess levels in these materials, as too high a Li/M ratio results in limited transition metal redox capacity, which negatively impacts the energy density of the cathode and the overall reversibility of the charge compensation mechanisms during cycling,<sup>22</sup> as will be discussed in Section d. We note that, while the results reported here describe  $\text{Li}^+$  diffusion supported by 0-TM channels only, in reality,  $\text{Li}^+$  migration may occasionally involve 1-TM channels for which the tetrahedron height is sufficiently large (2-TM channels have very high migration barriers and are never involved in macroscopic  $\text{Li}^+$  diffusion), hence the percolation thresholds in Fig. 6 are likely overestimated.

**iii. Short-range order in DRX cathodes.** While the work on Li percolation discussed previously assumed a fully random

arrangement of cations, cation short-range order has been observed in DRX materials in several recent studies.<sup>21,74–76</sup> In a random solution, the probability of a given cation to occupy a specific site in the rocksalt structure is simply the mole fraction of that species and is unrelated to the nature of the cations occupying neighboring sites, yet, in reality, short-range spatial correlations exist between cation site occupancies. These short-range correlations are driven by energetic preferences to have some species closer together or farther apart. In metallic alloys, such short-range order (SRO) has been extensively studied<sup>77,78</sup> and related to the underlying interactions between species, to the point where accurate measurement of the SRO can be used to determine these effective interactions.<sup>79</sup> Both elastic and electrostatic interactions are likely to contribute to the SRO of cations in DRX materials. Indeed, several studies have argued that SRO is prevalent in DRX cathode materials and may significantly impact  $\text{Li}^+$  transport, providing another handle to modify their performance.<sup>21,74–76</sup> It should be noted that SRO is fundamentally different from long-range order and should not be confused with a poorly-formed long-range order with a small domain size. SRO is instead an equilibrium phenomenon above the order-disorder transition temperature and the truly random disordered state is only expected at infinite temperature.

Kan *et al.*<sup>75</sup> showed that SRO in  $\text{Li}_x\text{Nb}_{0.3}\text{Mn}_{0.4}\text{O}_2$ , with the formation of thermodynamically favorable Nb-rich O sites



(i.e.  $\text{ONb}_6$  and  $\text{ONb}_5\text{Mn}$  configurations), perturbs the otherwise percolating  $\text{Li}^+$  diffusion network of the disordered structure. Jones *et al.*<sup>80</sup> investigated cation SRO in a similar material,  $\text{Li}_{1.25}\text{Nb}_{0.25}\text{Mn}_{0.5}\text{O}_2$ , using a range of experimental techniques and comparing samples prepared *via* solid-state reactions at different cooling rates. For all samples, low intensity superstructure reflections present in the X-ray diffraction (XRD) patterns shown in Fig. 8a and b could be accounted for by short-range ordering of the Li, Nb and Mn species akin to the  $\gamma\text{-LiFeO}_2$  structure (see Fig. 1d), with a correlation length of *ca.* 125 Å for slow-cooled and 30 Å for rapidly-cooled samples. However, the appearance of superstructure reflections and the long correlation length in the slowly-cooled samples is more likely a reflection of small ordered domains. The presence of SRO was confirmed by pair distribution function analysis of neutron diffraction data collected on the slow-cooled sample, while both magnetic susceptibility and  $^7\text{Li}$  nuclear magnetic resonance (NMR) measurements on both samples indicated different distributions of Li, Nb, Mn among cation sites in the structure, with a more ordered arrangement forming on slow cooling. Compared to the broad, featureless  $^7\text{Li}$  NMR data obtained on the rapidly-cooled sample (the sharp signal at *ca.* 0 ppm is likely due to diamagnetic  $\text{Li}_2\text{O}$  or  $\text{Li}_2\text{CO}_3$ ), the reduced range of local Li environments in the more ordered, slow-cooled structure gives rise to distinct features around 240 and 70 ppm in the  $^7\text{Li}$  NMR data shown in Fig. 7c. Jones *et al.*<sup>80</sup> rationalized the formation of small ordered domains within the disordered structure by a general tendency towards local electroneutrality, whereby  $\text{OLi}_3\text{Mn}_3$  and  $\text{OLi}_4\text{NbMn}$  clusters form preferentially, resulting in a local  $\gamma\text{-LiFeO}_2$ -like local arrangement of cations. Unsurprisingly, the more ordered, slow-cooled sample suffers from greater voltage fade and poorer capacity retention than the more disordered, rapidly-cooled sample, consistent with the presence of only 2-TM channels in  $\gamma\text{-LiFeO}_2$ -like domains, leading to higher average  $\text{Li}^+$  diffusion barriers in the former sample.<sup>80</sup> In this study, the authors did not mention particle size effects, but slow cooling may presumably lead to the formation of larger particles than rapid cooling, increasing the diffusion length of  $\text{Li}^+$  and contributing to the more rapid performance degradation.

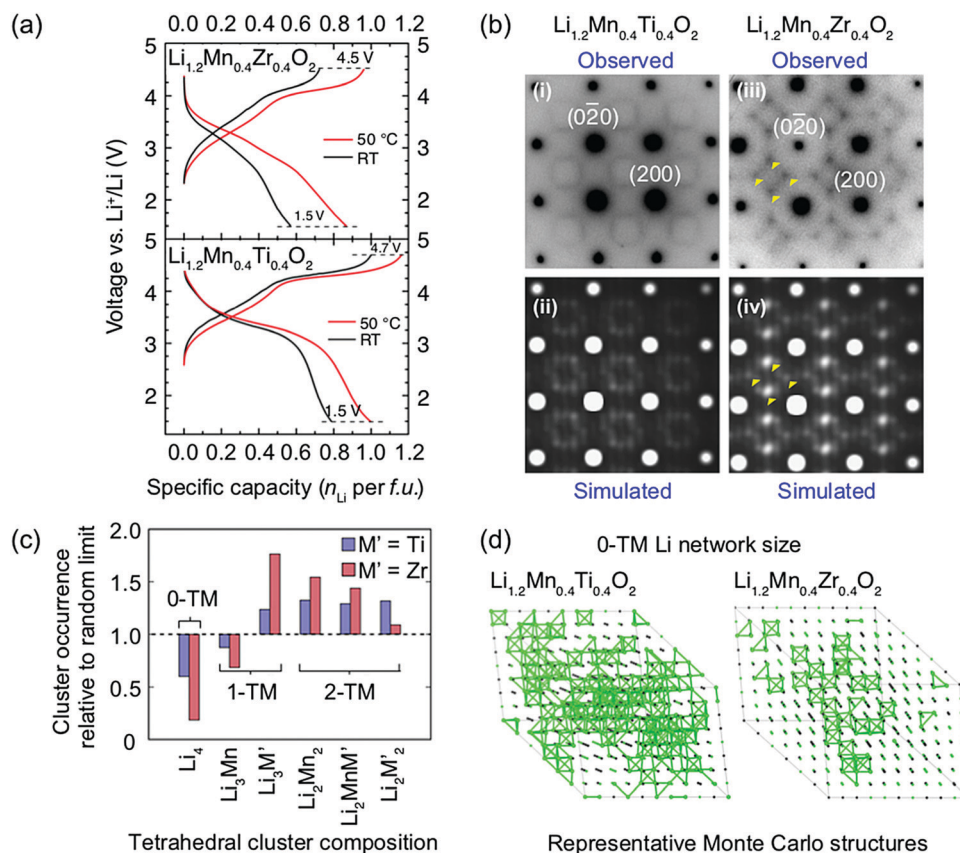
Ji *et al.*<sup>21</sup> were able to explain the very different performance of  $\text{Li}_{1.2}\text{Mn}_{0.4}\text{Ti}_{0.4}\text{O}_2$  and  $\text{Li}_{1.2}\text{Mn}_{0.4}\text{Zr}_{0.4}\text{O}_2$  by characterizing the different SRO in these cathodes. These two compounds have the same Li and Mn content and a similar concentration of high-valent  $d^0$  cations ( $\text{Ti}^{4+}$  and  $\text{Zr}^{4+}$ ). However, while 0.79 Li per formula unit can be reversibly extracted from/inserted into  $\text{Li}_{1.2}\text{Mn}_{0.4}\text{Ti}_{0.4}\text{O}_2$  at room temperature, this value goes down to approximately 0.52 Li per formula unit for  $\text{Li}_{1.2}\text{Mn}_{0.4}\text{Zr}_{0.4}\text{O}_2$  under similar conditions, as shown by the black electrochemical curves in the bottom and top panels of Fig. 8a, respectively. The 54% increase in reversible capacity observed for  $\text{Li}_{1.2}\text{Mn}_{0.4}\text{Zr}_{0.4}\text{O}_2$  at 50 °C (red curve in Fig. 8a, top panel) clearly suggests that its room temperature capacity is limited by  $\text{Li}^+$  transport kinetics. On the other hand,  $\text{Li}_{1.2}\text{Mn}_{0.4}\text{Ti}_{0.4}\text{O}_2$  is less affected by sluggish  $\text{Li}^+$  conduction, and a 27% increase in capacity is observed on cycling at 50 °C (red curve in Fig. 8a,



Fig. 7 Experimental evidence for small ordered domains in the  $\text{Li}_{1.25}\text{Nb}_{0.25}\text{Mn}_{0.5}\text{O}_2$  DRX. Powder XRD patterns collected on (a) rapidly-cooled and (b) slow-cooled  $\text{Li}_{1.25}\text{Nb}_{0.25}\text{Mn}_{0.5}\text{O}_2$ . The Rietveld refinement for the rapidly-cooled sample (in (a)) yields a DRX  $Fm\bar{3}m$  unit cell with  $a = 4.19551(7)$  Å, and a statistical distribution of Li (blue), Nb (orange) and Mn (purple) on the metal site. The Rietveld refinement for the slow-cooled sample (in (b)) yields a body centered tetragonal unit cell with  $a' = b' = a_{rs}$ , and  $c' = 2a_{rs}$ , with space group  $I4_1/amd$  and  $a_{rs} = 4.18651(1)$  Å, the space group of  $\gamma\text{-LiFeO}_2$  (shown in the inset). (c)  $^7\text{Li}$  pj-MATPASS<sup>81</sup> spectra of rapidly-cooled (blue) and slow-cooled (red) samples of  $\text{Li}_{1.25}\text{Nb}_{0.25}\text{Mn}_{0.5}\text{O}_2$ , scaled by sample mass and number of scans. The pj-MATPASS pulse sequence is used to separate the isotropic resonance from the sideband manifold. Figures adapted from Jones *et al.*<sup>80</sup> with permission from the Royal Society of Chemistry.

bottom panel).<sup>21</sup> As shown in Fig. 8b, electron diffraction patterns, together with neutron pair distribution function analysis and Monte Carlo simulations, indicate the presence of different levels and types of SRO in the two as-synthesized compounds, with SRO particularly pronounced in  $\text{Li}_{1.2}\text{Mn}_{0.4}\text{Zr}_{0.4}\text{O}_2$ .<sup>21,82</sup> The distribution of tetrahedral clusters in  $\text{Li}_{1.2}\text{Mn}_{0.4}\text{Ti}_{0.4}\text{O}_2$  and  $\text{Li}_{1.2}\text{Mn}_{0.4}\text{Zr}_{0.4}\text{O}_2$ , derived from Monte Carlo simulations at 1000 °C, is plotted in Fig. 8c. Both materials exhibit fewer 0-TM channels ( $\text{Li}_4$  clusters) than the fully disordered structure, with  $\text{Li}_{1.2}\text{Mn}_{0.4}\text{Zr}_{0.4}\text{O}_2$  having the lowest number of  $\text{Li}_4$  clusters. Concurrently, there are more





**Fig. 8** (a) Comparison of room temperature and 50 °C galvanostatic cycling data for  $\text{Li}_{1.2}\text{Mn}_{0.4}\text{Zr}_{0.4}\text{O}_2$  (top panel) and  $\text{Li}_{1.2}\text{Mn}_{0.4}\text{Ti}_{0.4}\text{O}_2$  (bottom panel). (b) Electron diffraction patterns of (i)  $\text{Li}_{1.2}\text{Mn}_{0.4}\text{Ti}_{0.4}\text{O}_2$  and (iii)  $\text{Li}_{1.2}\text{Mn}_{0.4}\text{Zr}_{0.4}\text{O}_2$  along the [100] zone axis. The round spots are indexed to the  $Fm\bar{3}m$  space group, while the diffuse scattering patterns around the spots are attributed to SRO. Several intensity maxima in the diffuse scattering pattern of  $\text{Li}_{1.2}\text{Mn}_{0.4}\text{Zr}_{0.4}\text{O}_2$  are highlighted with yellow arrows. Simulations of electron diffraction patterns for (ii)  $\text{Li}_{1.2}\text{Mn}_{0.4}\text{Ti}_{0.4}\text{O}_2$  and (iv)  $\text{Li}_{1.2}\text{Mn}_{0.4}\text{Zr}_{0.4}\text{O}_2$  along the same zone axis are consistent with experimental observations. (c) Occurrence of various tetrahedron clusters (0-TM, 1-TM, 2-TM) in  $\text{Li}_{1.2}\text{Mn}_{0.4}\text{Ti}_{0.4}\text{O}_2$  (blue) and  $\text{Li}_{1.2}\text{Mn}_{0.4}\text{Zr}_{0.4}\text{O}_2$  (red), as compared to the random limit (dotted line). The analysis is based on structures derived from Monte Carlo simulations at 1000 °C. (d) Representative Monte Carlo structures for  $\text{Li}_{1.2}\text{Mn}_{0.4}\text{Ti}_{0.4}\text{O}_2$  and  $\text{Li}_{1.2}\text{Mn}_{0.4}\text{Zr}_{0.4}\text{O}_2$ .  $\text{Li}^+$  ions are labeled with green spheres and 0-TM connected Li sites are bridged with green bonds.<sup>21</sup> Figures adapted from Ji *et al.*<sup>21</sup> under the Creative Commons CC BY license.

1-TM channels (or  $\text{Li}_3\text{M}$  clusters) in  $\text{Li}_{1.2}\text{Mn}_{0.4}\text{Zr}_{0.4}\text{O}_2$  (31% of all cation tetrahedra) than in  $\text{Li}_{1.2}\text{Mn}_{0.4}\text{Ti}_{0.4}\text{O}_2$  (22%) or in the random limit (17%), likely due to the large 1-TM/0-TM ratio in  $\text{Li}_{1.2}\text{Mn}_{0.4}\text{Zr}_{0.4}\text{O}_2$ . As a consequence, there are very few Li sites connected *via* 0-TM channels in  $\text{Li}_{1.2}\text{Mn}_{0.4}\text{Zr}_{0.4}\text{O}_2$  compared to in  $\text{Li}_{1.2}\text{Mn}_{0.4}\text{Ti}_{0.4}\text{O}_2$ , and in both cases the Li connectivity is worse than in the random limit based on Monte Carlo structures representative of the two compounds (see Fig. 8d).<sup>21</sup> The resulting low number of connected Li likely contribute to the poor Li transport kinetics in  $\text{Li}_{1.2}\text{Mn}_{0.4}\text{Zr}_{0.4}\text{O}_2$ . Overall, Ji *et al.*'s study<sup>21</sup> indicates that, for  $\text{Li}_{1.2}\text{Mn}_{0.4}\text{Zr}_{0.4}\text{O}_2$  and  $\text{Li}_{1.2}\text{Mn}_{0.4}\text{Ti}_{0.4}\text{O}_2$ , SRO has a clear impact on Li diffusivity which in turn impacts the rate capability. However, the influence of SRO on rate performance deserves to be investigated in more detail for a range of DRX cathodes.

All studies discussed above reveal that, rather than exhibiting a purely random arrangement of cations, DRX structures may exhibit some degree of SRO, and this SRO can be manipulated to modify the transport properties. While it may seem that the random limit would be the ideal state of cation disorder,

this is not necessarily the case, as SRO of the low temperature  $\text{LiCoO}_2$  spinel structure-type will actually increase the fraction of 0-TM channels as compared to a statistical distribution of cation species. To our knowledge, spinel-type SRO has not been observed yet in any DRX, which may be due to either the small number of investigations performed so far or the fact that the spinel structure is never really the lowest energy ground state for a compound with a 1–1 metal ( $\text{Li}^+$  and M) to anion ratio.

Just as the ground state ordered structure of a given  $\text{Li}_x\text{MO}_2$  compound is dictated by the nature of the transition metal species, SRO and Li site connectivity in DRXs depend on chemistry. Generally speaking, segregation of  $\text{Li}^+$  and M ions into separate tetrahedra (*i.e.*,  $\text{Li}_4$  and  $\text{M}_4$ ) is ideal to create a high number of interconnected 0-TM channels. Ji *et al.*<sup>21</sup> used DFT with a cluster expansion method to model SRO in a variety of  $\text{Li}_{1.2}\text{M}'_a\text{M}''_b\text{O}_2$  structures (where  $\text{M}' = \text{Mn}^{2+}, \text{Mn}^{3+}, \text{V}^{3+}, \text{Co}^{2+}, \text{Ni}^{2+}$  and  $d^0 \text{M}'' = \text{Ti}^{4+}, \text{Zr}^{4+}, \text{Nb}^{5+}$  and  $\text{Mo}^{6+}$ ) and computed the fraction of Li accessible through a percolating network of active diffusion channels. The authors rationalized SRO on the basis of charge and size effects. For  $\text{Li}_{1.2}\text{M}'_a\text{M}''_b\text{O}_2$  with a trivalent  $\text{M}'$



element and small  $M''$  ions (e.g.  $\text{Li}_{1.2}\text{Mn}_{0.4}\text{Ti}_{0.4}\text{O}_2$ ), size effects dominate and lead to Li segregation and the formation of tetrahedral  $\text{Li}_4$  clusters supporting long-range  $\text{Li}^+$  diffusion. For  $\text{Li}_{1.2}M'_aM''_b\text{O}_2$  with a trivalent  $M'$  element and large  $M''$  ions (e.g.  $\text{Li}_{1.2}\text{Mn}_{0.4}\text{Zr}_{0.4}\text{O}_2$ ), electrostatic effects dominate, favoring maximal separation between the  $M''$  cations and mixing with Li, leading to poor Li percolation.<sup>21</sup>  $\text{Li}_{1.2}M'_aM''_b\text{O}_2$  with a divalent  $M'$  element form a unique class of compounds: divalent  $M'$  ions have the proper metal valence to provide electroneutrality in the oxide framework without needing to mix with  $\text{Li}^+$ .<sup>21</sup> Consequently, compounds with a divalent  $M'$  form more 0-TM channels and the accessible Li content is typically larger than  $\text{Li}_{1.2}M'_aM''_b\text{O}_2$  DRXs containing trivalent  $M'$  ions.<sup>21</sup> In summary, the average ionic radius of the high-valent  $d^0$   $M''$  is important in determining the degree of Li segregation into percolating tetrahedral  $\text{Li}_4$  clusters, small  $M''$  metals ( $\text{Ti}^{4+}$ ,  $\text{Nb}^{5+}$ , and  $\text{Mo}^{6+}$ ) leading to more favorable percolation properties than larger metals ( $\text{Zr}^{4+}$ ,  $\text{Sc}^{3+}$ ,  $\text{In}^{3+}$ ).<sup>21</sup> For the choice of redox-active  $M'$ , divalent  $M'$  ions favor  $\text{Li}_4$  formation and long-range  $\text{Li}^+$  diffusion to a greater extent than trivalent  $M'$  ions.<sup>21</sup>

To illustrate the important points raised in this and the previous section, the factors determining whether a DRX  $\text{Li}_{1+x}M'_{1-x-y}M''_y\text{O}_2$  structure is stabilized and whether the structure is percolating to Li are summarized in Fig. 9.

### c. Effect of cation disorder on the voltage profile

By changing the distribution of local environments of Li and redox active species, cation disorder has a direct effect on the average potential and the shape of the voltage vs. capacity curve, two important properties determining the energy density of the cathode. Few studies have investigated the effect of disorder on the average voltage. Using a simplified model, Saubanère *et al.*<sup>83</sup> argued that the average voltage should increase upon disordering. While this was found to be mostly true in more accurate DFT calculations performed on the  $\text{LiMO}_2$  stoichiometry, a small decrease in the average potential upon disordering was observed for V and Cr systems.<sup>84</sup> A detailed study on more realistic DRX compounds has not yet been performed.

Experimentally, a decrease in the average voltage upon cation disordering has been observed in Cr-containing oxides such as  $\text{LiCrO}_2$ ,<sup>85</sup>  $\text{NaCrO}_2$ ,<sup>86</sup> and  $\text{Li}_{1.211}\text{Mo}_{0.467}\text{Cr}_{0.3}\text{O}_2$ .<sup>9</sup> This can be leveraged to access more Cr-based capacity at moderate potentials: in disordered  $\text{Li}_{1.211}\text{Mo}_{0.467}\text{Cr}_{0.3}\text{O}_2$ ,  $\text{Cr}^{3+/4+}$  oxidation

dominates at high potentials, with little competing O redox and O loss.<sup>9</sup> On the other hand, the increase in the average potential of Ni-containing compounds upon cation mixing is problematic because it prevents full oxidation to  $\text{Ni}^{4+}$  when combined with a lowered anion redox potential (discussed later). This phenomenon is evidenced by the strong overlap between Ni and O oxidation processes in, e.g., cation-disordered Li–Ni–Ti–Mo–O systems. This strong overlap between Ni and O processes results in O redox and some O loss at high voltage and in limited use of the Ni redox reservoir on cycling, with a maximum Ni oxidation state of only approximately 3.5+ at the end of charge.<sup>14,87</sup>

The slope of the electrochemical profile is another important feature of DRX materials, as it can control the accessible capacity. For ordered compounds, the voltage slope is controlled by the effective alkali–alkali interaction.<sup>88</sup> For Li-containing layered oxides, strong screening of this Coulombic interaction by oxygen leads to only moderate slope,<sup>89</sup> and for layered cathodes most of the capacity is delivered within a  $\approx 1$  V voltage window. In cation-disordered materials, variations in the  $\text{Li}^+$  and M site energies (due to the large number of Li and M local environments in the material) add to this interaction-determined effect to create larger voltage slopes. While theoretical work by Abdellahi *et al.*<sup>90</sup> reveals that the voltage slope of first-row disordered  $\text{LiMO}_2$  is indeed much larger than that of their layered counterparts, as shown qualitatively in Fig. 10a, significant variations have been found with chemistry.<sup>90</sup> While the origin of this variability has not been investigated in detail, it may be related to the difference in screening power of oxygen when bonded to different metals and to the sensitivity of a transition metal's redox voltage to  $\text{O}_h$  site distortions.

One effect that is likely to contribute significantly to the voltage slope is the formation of  $T_d$  Li near the end of charge. While  $T_d$  Li site formation is not possible in layered  $\text{LiMO}_2$  ( $T_d$  sites are destabilized by the presence of at least one M nearest neighbor), in disordered compounds, Li can migrate to 0-TM  $T_d$  sites on charge. Increasing the Li excess level also increases the proportion of 0-TM channels in the as-synthesized material, leading to a greater number of available  $T_d$  sites on Li deintercalation.<sup>90</sup> As shown qualitatively in Fig. 10b, at the beginning of charge, Li migration from higher energy  $\text{O}_h$  to lower energy  $T_d$  sites lowers the overall energy needed to extract Li and hence decreases the extraction voltage. At the end of charge, stabilized  $T_d$  Li is extracted at a higher



Fig. 9 Factors contributing to the stabilization of a DRX lithium transition metal oxide structure, and to the  $\text{Li}^+$  transport properties of the electrode material.



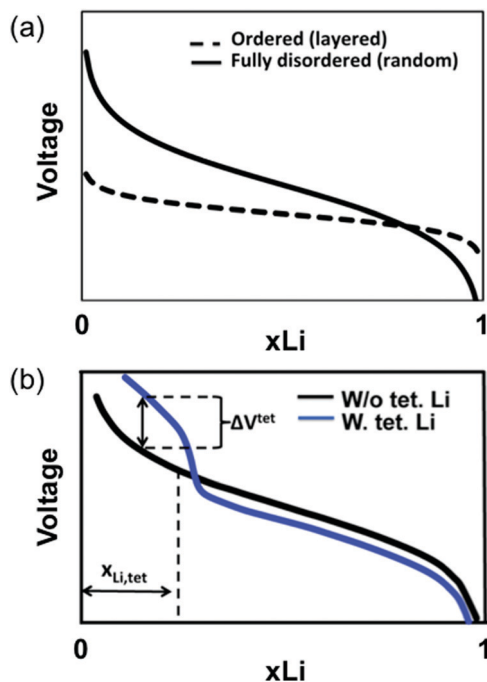


Fig. 10 Qualitative diagrams illustrating the factors contributing to the increase in the voltage slope of lithium transition metal oxides on cation disordering. (a) The range of Li environments present in the material leads to a variety of Li extraction potentials at any given state of charge and hence to an increased voltage slope. (b) The possible migration of Li to stable  $T_d$  sites in O-TM channels on Li extraction (when all face-sharing  $O_h$  sites are vacant) leads to a voltage increase at the end of charge, also resulting in a steeper voltage slope. Adapted with permission from Abdelahi *et al.*<sup>90</sup> Copyright 2016 American Chemical Society.

potential than  $O_h$  Li, leading to a high-voltage region in the electrochemical profile, as was observed for  $\text{LiNi}_{0.5}\text{Mn}_{0.5}\text{O}_2$  (with a small amount of Li/Ni mixing) above 4.6 V.<sup>91</sup> The additional voltage increase due to  $T_d$  site formation at the end of charge can render inaccessible up to 25% of the material's capacity if combined with late transition metals, requiring high potentials outside of the stability window of common electrolytes ( $> 4.5$  V).<sup>90</sup>

As discussed in the previous section, all DRXs exhibit some amount of SRO, resulting in an observed voltage profile lying somewhere between the limiting ordered and disordered cases. Hence, changes to the voltage profile of real DRXs are not as severe as Fig. 10a and b suggest. For high-voltage transition metals, for example, some of the inaccessible capacity (Li extraction  $> 4.5$  V) predicted for the fully disordered structure can be recovered if SRO is present. Similarly, a reduced fraction of stable  $T_d$  Li sites is expected at the end of charge in a short-range ordered structure compared to a fully disordered one.

Reducing the voltage slope of DRX materials is a key opportunity for these materials, as it will further increase their energy density by making high voltage capacity available and by raising the energy content of the capacity that is currently delivered at low voltage. While anion screening plays a role in reducing voltage slope, SRO is likely the most important factor governing the shape of the voltage curve, as well as the average

potential of the cathode, and leads to electrochemical characteristics somewhere between those of the ordered and fully disordered structures. Thus, a thorough understanding of the tendency towards local cation ordering in DRX is crucial to understanding  $\text{Li}^+$  transport and the electrochemical properties of this class of materials.

Finally, because O redox (and O loss) mechanisms often show poor reversibility, M species with a relatively low potential in the disordered state, *e.g.* Cr, Mn, Co and Fe, are preferred.<sup>84</sup>

#### d. Oxygen-based charge compensation mechanisms

The traditional picture of charge compensation mechanisms in LMOs associates  $\text{Li}^+$  extraction with M oxidation during charge. Yet, in recent years, a number of theoretical and experimental studies have suggested that there are many instances where this picture is incomplete, and O species may also participate in the redox processes, particularly in Li-excess<sup>16,92–108</sup> and/or cation-disordered<sup>13,14,18,54,57,63,65,87</sup> compounds. A significant research effort is currently targeted at investigating the oxygen charge compensation mechanisms,<sup>109–117</sup> motivated by the prospect of very high energy density cathodes with a capacity greatly exceeding the theoretical M redox capacity. However, anion redox, while creating high initial capacities, seems to lead to rapid capacity fade,<sup>14,19,57,118</sup> and understanding how to either suppress it or stabilize it are important research directions.

The sequence of redox processes taking place during electrochemical cycling of an LMO cathode depends on the relative energy of the M and O states (see Fig. 11e and f),<sup>119,120</sup> which is determined by the nature of the M species and the chemical bonding environment of the redox-active elements.<sup>115,116,121,122</sup> Since Li excess and cation disorder result in a distribution of local environments in the structure, both parameters can in theory be used to tune the accessibility of M- and O-based charge compensation processes at different stages of charge.

A first principles study by Seo *et al.*<sup>122</sup> investigated the origin of O redox processes in Li-excess LMOs. In purely ionic compounds, such as  $\text{Li}_2\text{O}$ , O oxidation takes place just above 3 V.<sup>123</sup> In stoichiometric layered  $\text{LiMO}_2$  compounds, all O are bonded to three Li and three M such that each O 2p orbital hybridizes with a M orbital (see Fig. 11a). This hybridization lowers the filled O states and provides them with remarkable protection against oxidation. In contrast, several different O coordination environments are present in Li excess and/or DRX (see Fig. 11b and c), resulting in three types of O 2p orbitals along Li–O–M, Li–O–Li and M–O–M configurations. The projected DOS (pDOS) of O ions in the various types of local environments depicted in Fig. 11a–c, computed on layered  $\text{LiNiO}_2$  with a certain amount of Li/Ni mixing, are shown in Fig. 11d. For the O ion bonded to two Li in a  $180^\circ$  Li–O–Li configuration, a larger pDOS is observed in the energy range from which electrons are extracted when one Li is removed per formula unit (0 to  $-1.64$  eV below the Fermi level), as compared to O ions not involved in Li–O–Li bonding. This upshift of the O DOS upon coordination by more Li is general and has been confirmed for other M species. The increase in pDOS below the Fermi level for O bonded to four Li and two Ni was identified by visualizing the charge density





**Fig. 11** (a–c) Local atomic configuration around O in Li-excess layered or cation-disordered LMOs. The O coordinated to three Li and three M depicted in (a) is the single anion site observed in layered  $\text{LiMO}_2$  compounds. (d) Projected density of states (pDOS) of the O 2p orbitals for the three different types of O local environments depicted in (a–c), computed in cation-mixed layered  $\text{LiNiO}_2$ . Specifically, O coordinated to three Li and three Ni (left panel), four Li and two Ni (middle panel) and two Li and four Ni (right panel). The insets show the local coordination of the O anion. The isosurface of the charge density (yellow) around the O coordinated to four Li and two Ni is shown in the energy range of 0 to  $-1.64$  eV, corresponding to the extraction of one electron per formula unit. (e and f) Schematics of the band structures of layered  $\text{LiMO}_2$  compounds (e) and Li-excess layered or cation-disordered LMOs (f). Adapted by permission from Springer Nature: Seo *et al.*,<sup>122</sup> copyright 2016.

around the O anion for the energy range of interest. The isosurface plot, shown in the middle panel of Fig. 11d, reveals that a large charge density resembling the shape of an isolated O 2p orbital is present along the  $180^\circ$  Li–O–Li direction, indicating that the oxidizable electrons on O in this local Li-rich environment are located in the 2p orbital linearly bonded to the two Li. A qualitative model based on orbital overlap arguments helps to explain these results. The molecular orbital diagram of a typical stoichiometric 3d  $\text{LiMO}_2$  compound is shown in Fig. 11e. Overlap between the O 2p orbitals and the metal 4s, 4p, and  $3d_{x^2-y^2}$  and  $3d_{z^2}$  orbitals leads to three sets of bonding  $a_{1g}$ ,  $t_{1u}$  and  $e_g$  molecular orbitals with dominantly O character, and three corresponding sets of antibonding  $a_{1g}^*$ ,  $t_{1u}^*$  and  $e_g^*$  molecular orbitals with dominantly M character. The  $3d_{xy}$ ,  $3d_{yz}$  and  $3d_{xz}$  metal orbitals do not overlap significantly with the O

2p orbitals and result in a non-bonding  $t_{2g}$  set with dominantly M character. Since the Fermi level lies in between the non-bonding  $t_{2g}$  set and the antibonding  $e_g^*$  set, oxidation proceeds by removing electrons from these M-dominated states. In Li-excess and/or cation-disordered transition metal oxides, O 2p orbitals along Li–O–M configurations hybridize with the 3d M orbitals to form the same molecular orbitals as in the stoichiometric layered  $\text{LiMO}_2$  case. However, O orbitals along Li–O–Li configurations do not hybridize with Li orbitals because of the large energy difference between the O 2p and Li 2s orbitals (see Fig. 11f), leading to essentially unhybridized O 2p states at an energy close to that of the isolated O 2p orbital with a DOS proportional to the number of Li–O–Li configurations in the crystal structure and determined by the Li content and degree of cation mixing.<sup>122</sup> More recently, it was also



shown that vacant sites near O have a similar effect in unhybridizing the oxygen and making its states more available for oxidation.<sup>108</sup>

The formation of unhybridized, oxidizable O 2p states is not restricted to rocksalt-type alkali transition metal oxide structures with an alkali/M ratio > 1 but can also take place in other alkali transition metal oxide structure types and/or when the alkali/M ratio < 1, provided that either vacancies or highly electropositive metals are present in the M layers. It has also been observed in several sodium transition metal oxide systems with a P2-type layered structure, namely Na<sub>2/3</sub>Mg<sub>0.28</sub>Mn<sub>0.72</sub>O<sub>2</sub> with Mg<sup>2+</sup> in the transition metal layers<sup>124</sup> and Na<sub>0.78</sub>Ni<sub>0.23</sub>Mn<sub>0.69</sub>O<sub>2</sub> with vacancies in the M layers,<sup>125</sup> as well as in Na<sub>2</sub>Mn<sub>3</sub>O<sub>7</sub> with a layered structure and vacancies in the Mn layers.<sup>126</sup>

While Li–O–Li (or equivalent) configurations are required to activate oxygen oxidation in LMOs, the position of the unhybridized O 2p orbital relative to the M-dominated t<sub>2g</sub> and e<sub>g</sub>\* frontier orbitals dictates whether O oxidation occurs before, after or concurrently with M oxidation.<sup>122</sup> In Ni-containing DRX systems, the Li–O–Li band overlaps with the Ni-dominated e<sub>g</sub>\* band,<sup>122</sup> leading to concurrent Ni and O redox processes and accounting for the incomplete Ni<sup>2+</sup> to Ni<sup>4+</sup> oxidation observed in Li<sub>1.2</sub>Ni<sub>1/3</sub>Ti<sub>1/3</sub>Mo<sub>2/15</sub>O<sub>2</sub><sup>14</sup> and Li<sub>1.2</sub>Ni<sub>0.2</sub>Ti<sub>0.6</sub>O<sub>2</sub>.<sup>47</sup> In contrast, there is no overlap between the Mn<sup>3+/4+</sup> e<sub>g</sub>\* and Li–O–Li states,<sup>122</sup> in good agreement with the sequential oxidation of Mn and O on Li extraction from DRX Li<sub>1.3</sub>Nb<sub>0.3</sub>Mn<sub>0.4</sub>O<sub>2</sub>,<sup>13</sup> Li<sub>1.25</sub>Nb<sub>0.25</sub>Mn<sub>0.5</sub>O<sub>2</sub><sup>57</sup> and layered Na<sub>x</sub>Mn<sub>3</sub>O<sub>7</sub>.<sup>126</sup>

Practical high energy density layered Li-excess and DRX cathodes rely on redox-active 3d M species and fall in the charge-transfer regime, where O redox is activated and poor stabilization of the oxidized O anions leads to O release on Li extraction,<sup>116</sup> as reported for Ni,<sup>14</sup> Ni/Mn,<sup>109</sup> and NMC-type systems,<sup>102,114</sup> as well as activated Li<sub>2</sub>MnO<sub>3</sub>.<sup>111,113</sup> Oxygen redox and the creation of short O–O bonds and/or O vacancies in the lattice inevitably leads to M migration,<sup>105,107,127,128</sup> with important consequences on the long-term performance such as voltage decay<sup>107</sup> and capacity fade. Transition metal migration may also explain the end-of-charge hysteresis observed for almost all DRXs during the first cycle and to a lesser extent on subsequent cycles. Hence, strategies to stabilize the MO<sub>2</sub> structure are essential to the potential commercialization of both Li-excess layered oxides and DRX cathodes. A promising approach is the incorporation of electrochemically-inactive elements in the framework. These d<sup>0</sup> elements stabilize the oxidized O species created on charge, as noted, for instance, in the Mn/Nb systems.<sup>13,18</sup>

It should be pointed out that an alternative explanation to O oxidation was recently suggested,<sup>129</sup> which emphasizes the need to analyze experimental data obtained on highly charged Li-excess and DRX cathodes in a critical manner and to consider several possible redox processes and changes in M–O bonding (M–O orbital hybridization) upon oxidation. Clearly, further studies that employ *in situ/operando* techniques to monitor redox processes are needed in order to avoid spontaneous decomposition of metastable *ex situ* cathode materials obtained at high states of charge, which hinders access to the true redox mechanism taking place during normal function.<sup>129</sup>

## e. Fluorination

Fluorination is a common strategy to increase the thermal and electrochemical stability of secondary battery components. For example, the high voltage stability of organic electrolytes is improved on incorporation of highly electronegative F, lowering the highest occupied molecular orbital (HOMO) level and leading to an increase in the oxidation potential. In addition, fluorinated electrolyte salts (*e.g.* LiPF<sub>6</sub>) and solvents (*e.g.* fluoroethylene carbonate) are often used in the preparation of high voltage inorganic electrolyte solutions. Insulating fluorinated coatings are also an effective means of preventing exothermic reactions at the cathode/electrolyte interface on charge.<sup>74</sup> The ability of DRX materials to substitute some of the O anions by F may ultimately become one of the most important factors in creating high capacity, stable novel cathode materials. We discuss what is currently understood about the effect of fluorine on capacity, voltage, percolation and high voltage stability.

**i. Cation disorder enables fluorine substitution for oxygen in DRX cathodes.** Several studies have explored the solid-solution between LiF and LMOs in the hope that F substitution for O could mitigate the irreversible processes taking place at high voltage, which lead to gradual performance degradation on cycling (*e.g.*, O loss). F is generally found to be poorly soluble in layered LMOs, with the formation of a LiF coating layer at the surface of the particles instead of F incorporation into the transition metal oxide framework.<sup>130,131</sup> Chen *et al.* first reported the successful synthesis of a DRX oxyfluoride cathode, Li<sub>2</sub>VO<sub>2</sub>F, synthesized *via* a mechanochemical route.<sup>10,11</sup> Since then, the integration of F into the bulk DRX lattice has been achieved in an increasing number of systems and confirmed using <sup>19</sup>F NMR spectroscopy.<sup>12,20,66,87,132–139</sup> We note that neither X-ray nor neutron diffraction techniques are capable of differentiating between O and F species, making the elucidation of the structure of DRX oxyfluoride cathodes particularly challenging and the use of element-specific, local structure techniques, such as NMR, extremely valuable.

The reason for the remarkably different F solubility in layered and cation-disordered LMOs was elucidated by Richards *et al.*<sup>42</sup> using first principles calculations. The authors found that the high M–F bond energy leads to unfavorable F incorporation into anion sites with three M nearest-neighbors, as in layered LMOs. By creating anion sites with fewer M neighbors in the DRX structure, both Li excess and cation disorder enable F incorporation into metal-poor, Li-rich sites in the DRX structure, a result confirmed by <sup>19</sup>F NMR.<sup>74</sup> Even then, the typical equilibrium solubility limit for LiF in the DRX lattice is around 10% (or a stoichiometry of Li<sub>1+x</sub>M<sub>1-x</sub>O<sub>1.8</sub>F<sub>0.2</sub>) under practical experimental conditions (< 1100 °C) using a standard solid-state route, while DRXs with a higher F content (30%, or a stoichiometry of F<sub>0.6</sub> or more) can only be synthesized using a mechanochemical route to form a metastable product.

**ii. Effect of fluorination on the voltage and capacity retention.** By decreasing the average anion charge, F substitution for O enables an increased fraction of low-valent redox-active transition metal content in the material while keeping the Li excess level fixed. As such, fluorination enables an increase in



metal redox capacity without sacrificing the Li excess required for the bulk Li percolation. This reduces the dependence on O redox to achieve high capacity and is expected to mitigate irreversible O loss and improve the cyclability of DRX materials. Indeed, the introduction of F into the  $\text{Li}_{1.15}\text{Ni}_{0.375}\text{Ti}_{0.375}\text{Mo}_{0.1}\text{O}_2$  cathode to form  $\text{Li}_{1.15}\text{Ni}_{0.45}\text{Ti}_{0.3}\text{Mo}_{0.1}\text{O}_{1.85}\text{F}_{0.15}$  results in a 20% increase in redox-active  $\text{Ni}^{2+}$  in the pristine compound. Consequently, charge compensation upon charge and discharge of  $\text{Li}_{1.15}\text{Ni}_{0.45}\text{Ti}_{0.3}\text{Mo}_{0.1}\text{O}_{1.85}\text{F}_{0.15}$  relies more on Ni redox and less on O redox. This results in a significant decrease in the amount of  $\text{O}_2$  and  $\text{CO}_2$  gas evolved on charge to 4.6 V and a reduced polarization of the voltage curve, as compared to  $\text{Li}_{1.15}\text{Ni}_{0.375}\text{Ti}_{0.375}\text{Mo}_{0.1}\text{O}_2$ .<sup>87</sup> Similarly, the O to F substitution of  $\text{Li}_{1.2}\text{Mn}_{0.6}\text{Nb}_{0.2}\text{O}_2$  to form  $\text{Li}_{1.2}\text{Mn}_{0.65}\text{Nb}_{0.15}\text{O}_{1.9}\text{F}_{0.1}$  was found to significantly improve long-term cycling performance, by reducing the extent of irreversible redox processes with 80.7% and 92.4% of the initial capacity retained after 20 cycles for the oxide and oxyfluoride, respectively.<sup>135</sup> High F doping levels in DRX compounds even enable the use of double redox processes inaccessible or very limited in unsubstituted DRXs. For instance, a two-electron  $\text{Mn}^{2+/4+}$  redox process is activated in  $\text{Li}_2\text{Mn}_{2/3}\text{Nb}_{1/3}\text{O}_2\text{F}$  and  $\text{Li}_2\text{Mn}_{1/2}\text{Ti}_{1/2}\text{O}_2\text{F}$  and accompanied by only minor O loss on charge, even at high voltage,<sup>20</sup> resulting in very high reversible capacities and energy densities approaching  $320 \text{ mA h g}^{-1}$  and  $1000 \text{ W h kg}^{-1}$ . Similarly, the activation of  $\text{Mo}^{3+/6+}$  redox in  $\text{Li}_2\text{MoO}_2\text{F}$ <sup>133</sup> and  $\text{V}^{3+/5+}$  in  $\text{Li}_2\text{VO}_2\text{F}$ <sup>11</sup> results in a reversible capacity greater than  $300 \text{ mA h g}^{-1}$ .

The mechanism by which F changes the voltage curve is complex, as it modifies both the redox behavior of the transition metal as well as the Li site energy. First principles calculations exploring the redox mechanism in  $\text{Li}_{1.15}\text{Ni}_{0.45}\text{Ti}_{0.3}\text{Mo}_{0.1}\text{O}_{1.85}\text{F}_{0.15}$  have shown that F doping leads to a transition from a direct  $\text{Ni}^{2+} \rightarrow \text{Ni}^{4+}$  redox process, due to complete  $\text{Ni}^{3+}$  disproportionation in 'pure oxide'  $\text{NiO}_6$  environments, to a sequential  $\text{Ni}^{2+} \rightarrow \text{Ni}^{3+} \rightarrow \text{Ni}^{4+}$  redox process for Ni ions with at least one Ni–F bond.<sup>74</sup> In a similar way, while there is no overlap between Mn and O states in DRX oxides,<sup>13,57,122,126</sup> as discussed in the previous section, concurrent Mn and O redox processes have been identified in  $\text{Li}_2\text{Mn}_{2/3}\text{Nb}_{1/3}\text{O}_2\text{F}$ .<sup>20</sup> *Ab initio* simulations have suggested that the increased overlap between the Mn  $e_g^*$  and unhybridized Li–O–Li orbitals can be attributed to the presence of Mn–F bonds and to longer average Mn–anion distances.<sup>20</sup> Finally, F doping was found to increase the M redox potential in  $\text{Li}_2\text{MO}_2\text{F}$  ( $\text{M} = \text{V}, \text{Mo}$ ), as compared to their pure oxide  $\text{Li}_2\text{MO}_3$  counterparts.<sup>10,133</sup> F tends to attract Li in DRX structures, creating Li-rich F environments (e.g., F–Li<sub>6</sub> or F–Li<sub>5</sub>M). The strong attraction between F and Li may render some Li<sup>+</sup> ions bonded to F not electrochemically extractable. In fact, Kitchaev *et al.*<sup>66</sup> introduced the concept of a "Li gettering effect" of the F ions, whereby F ions present in Li-rich environments in the pristine oxyfluoride cathode become undercoordinated on charge and bind more strongly to the remaining Li<sup>+</sup> ions in the structure, making these Li<sup>+</sup> ions unextractable within a reasonable voltage window. This gettering effect may be significant, with an average of 0.4–0.8 Li per F being inaccessible on charge to 4.6 V,<sup>66</sup> and may act to stabilize the structure at high voltage. Despite having demonstrated effects on

both the M redox and the Li binding energy, the average experimentally measured voltage of F-substituted compounds is similar to or slightly higher than that of the comparable oxides, indicating that there are potentially other physical mechanisms at work that buffer the voltage.

**iii. Fluorination affects the Li<sup>+</sup> transport properties of DRX cathodes.** Due to its tendency to attract Li, F affects the SRO present in DRX materials. In  $\text{Li}_{1.15}\text{Ni}_{0.45}\text{Ti}_{0.3}\text{Mo}_{0.1}\text{O}_{1.85}\text{F}_{0.15}$ , for instance, a combination of <sup>19</sup>F NMR spectroscopy and Monte Carlo simulations revealed that about 90% of F ions are coordinated to either 6 Li or 5 Li and 1 M,<sup>74</sup> creating Li-rich clusters not usually observed in DRX oxides. In a recent publication on Li–Mn–O–F DRX systems,<sup>140</sup> the complex relation between F substitution and Li percolation was evaluated at synthesis temperatures using Monte Carlo simulations based on an *ab initio* parameterized cluster expansion to model the distribution of cations and anions. As shown in Fig. 12a, at low F doping contents, dilute F ions attract Li around them, forming isolated rather than percolating Li-rich domains. As the F content is increased, Li-rich clusters around F become increasingly connected, restoring and even improving Li percolation throughout the structure. The critical F concentration (marked in red) at which percolation starts to improve with F content increases with the Li excess level. Fig. 12b shows the amount of percolating Li (color scale) and the theoretical transition metal redox capacity (solid lines) as a function of both Li and F contents for the Li–Mn–O–F DRX system and can serve as a design map for future experimental optimization in this chemical space. This plot clearly reveals that increasing the Li content increases the amount of percolating Li but lowers the transition metal redox capacity, which can impede long-term capacity retention. This tradeoff results in a limited region of compositional space, enclosed by a red dashed line, where DRX Li–Mn–O–F cathodes with a high capacity and good cyclability are likely to be obtained.<sup>140</sup>

**iv. Challenges involved in the investigation the structure and local properties of DRX oxyfluorides.** F-Substituted DRXs are extremely difficult to characterize using classical experimental techniques. Cation disorder, small particle size and lattice strain (e.g., caused by defects) lead to broad diffraction patterns for DRX materials, and neither X-rays nor neutrons can distinguish O from F, preventing a detailed study of the F environments using pair distribution function analysis. In addition, local structural transformations, possibly resulting from O loss and M migration on cycling, are difficult to visualize using state-of-the-art electron microscopy techniques in these highly disordered structures. X-ray Absorption Spectroscopy (XAS), while being the method of choice for studying redox processes in ordered LMOs, yields limited information on the local redox processes occurring in disordered oxyfluorides and involving F. Firstly, XAS data interpretation is complicated by overlapping contributions from the different local environments created by cation disorder, to the point that local redox processes taking place on charge are extremely difficult to distinguish. Secondly, soft XAS at the F K-edge is still in its infancy, and the data are particularly difficult to interpret due to the lack of





**Fig. 12** (a) Li percolation in  $\text{Li}_x\text{Mn}_{2-x}\text{O}_{2-y}\text{F}_y$  DRX cathodes as a function of F (y values) at various Li-excess levels (x values). For each Li excess level, the critical F content at which Li percolation encounters a minimum is highlighted in red. (b) Design map within the Li–Mn–O–F DRX space. The color scale represents the total amount of percolating Li per formula unit (f.u.) through the 0-TM percolation network at each composition, obtained from Monte Carlo simulations at 2573 K. The solid lines and numbers in this map indicate the theoretical Mn redox capacity. The region of compositional space where DRX Li–Mn–O–F cathodes with a high capacity and good cyclability are likely to be obtained is enclosed with a red dashed line. Adapted from Z. Lun, B. Ouyang, Z. Cai, R. J. Clément, D.-H. Kwon, J. Huang, J. K. Papp, M. Balasubramanian, Y. Tian, B. D. McCloskey, H. Ji, H. Kim, D. A. Kitchaev, G. Ceder, Design Principles for High-Capacity Mn-Based Cation-Disordered Rocksalt Cathodes, *Chem*, in press, Copyright 2020, with permission from Elsevier.<sup>140</sup>

reference data on well-known compounds, the limited accuracy of theoretical simulations and potential interference from F-containing electrolytes and binders. The study of local redox processes and structural changes occurring during cycling in F-substituted DRXs therefore requires novel combinations of characterization techniques. On the theoretical side, Monte Carlo simulations and DFT calculations are particularly useful for determining the most energetically favorable distribution of cations and anions on the rocksalt lattice and for predicting local Li extraction potentials and local redox processes. On the

experimental side,  $^{19}\text{F}$  NMR is emerging as a powerful probe of the anion sites in the DRX structure, although data interpretation is often complicated by signal broadening due to paramagnetic interactions between the F nuclei and neighboring open shell M species. We note that, to avoid spurious  $^{19}\text{F}$  NMR signals associated with the binder, electrolyte and electrolyte decomposition products, F-free binder and electrolyte salt should be used.

Overall, the collection of theoretical and experimental studies discussed in the first part of this review reveal that cation disorder and Li excess have profound effects on the  $\text{Li}^+$  transport properties and electrochemical properties of LMOs. These insights facilitate the identification of common and distinctive features across different classes of Li-excess DRX cathodes synthesized and tested electrochemically and discussed in the second part of the review.

## II. Electrochemical and structural studies of DRX cathodes

### a. Early studies on disordered oxides

Although DRX oxide cathodes have only been in the spotlight of the battery research community for about five years, a few early observations on disordered cathodes were published in the 1990s. In 1991, Delmas *et al.*<sup>60</sup> obtained disordered  $\omega\text{-Li}_3\text{V}_2\text{O}_5$  by electrochemically lithiating  $\text{Li}_x\text{V}_2\text{O}_5$  ( $0 < x < 1$ ). This cathode exhibited a very high energy density of  $800 \text{ W h kg}^{-1}$  when cycled between 1.9 and 4.0 V and a sloping voltage profile.<sup>60</sup> Based on the insights gained in the first part of this review, cation disordering on electrochemical Li insertion into  $\text{Li}_x\text{V}_2\text{O}_5$  can be rationalized by the presence of a large amount of  $\text{d}^0 \text{V}^{5+}$  in the pristine  $\text{LiV}_2\text{O}_5$  material and in the initial stages of discharge. As mentioned earlier, these  $\text{d}^0$  metal ions stabilize the disordered structure by occupying the most distorted  $\text{O}_h$  sites. In addition, the good percolation properties of the  $\text{Li}_3\text{V}_2\text{O}_5$  cathode, or equivalently  $\text{Li}_{1.2}\text{V}_{0.8}\text{O}_2$ , stems from the 20% Li-excess in the disordered structure.

A study published in 1998 by Obrovac *et al.*<sup>8</sup> investigated a number of disordered  $\text{Li}_x\text{MO}_2$  compounds ( $\text{M} = \text{Ti}, \text{Mn}, \text{Fe}, \text{Co}, \text{Ni}$ ) prepared *via* a mechanochemical route. Loss of Li and O during ball milling resulted in a Li content  $x \leq 1$  and, apart from  $\text{Li}_x\text{MnO}_2$ , all cathode materials exhibited very limited electrochemical activity ( $< 10 \text{ mA h g}^{-1}$  of reversible capacity, see Fig. 13). At the time, the poor performance was attributed to cation disorder, consistent with the previous belief that disorder prevents Li diffusion.<sup>8</sup> Urban *et al.*'s recent work on Li percolation in DRXs<sup>22</sup> suggests instead that the poor  $\text{Li}^+$  diffusion properties of this series of compounds result from low Li contents below the percolation threshold, and that cation disorder will no longer impede  $\text{Li}^+$  conduction once 5 to 15% excess Li ( $x = 1.05\text{--}1.15$ ) is introduced in the material (see Fig. 6b). Interestingly, disordered  $\text{Li}_x\text{MnO}_2$  exhibited a first charge capacity of *ca.*  $150 \text{ mA h g}^{-1}$  and a remarkably high reversible capacity of  $130 \text{ mA h g}^{-1}$  (see Fig. 13), which was tentatively attributed to SRO in the structure, as revealed by broad superlattice peaks in the XRD pattern.<sup>8</sup> As mentioned in





Fig. 13 Electrochemical profiles from cathodes prepared from  $\text{LiMnO}_2$ ,  $\text{LiFeO}_2$  and  $\text{LiTiO}_2$  milled for 48 h. Reprinted from M. N. Obrovac, O. Mao, J. R. Dahn, Structure and electrochemistry of  $\text{LiMO}_2$  ( $M = \text{Ti, Mn, Fe, Co, Ni}$ ) prepared by mechanochemical synthesis,<sup>8</sup> *Solid State Ionics*, vol. 112, pp. 9–19, copyright 1998, with permission from Elsevier.

the introduction, unique among the  $\text{LiMO}_2$  compounds,  $\text{LiMnO}_2$  forms an orthorhombic structure featuring corrugated Li and  $\text{MnO}_2$  layers. This distinct ground state structure strongly suggests that the superior electrochemical properties of disordered  $\text{LiMnO}_2$  result from the short-range ordered cation distribution in the material. We note that Obrovac *et al.*'s study is an early demonstration of mechanochemical synthesis of electrode materials. Ball milling of precursor powders is now routinely used to obtain metastable cathode compounds, such as DRX LMOs.

### b. How complete is the theoretical framework established in part I?

Having demonstrated that the electrochemical properties of early disordered  $\text{Li}_x\text{MO}_2$  cathodes can be rationalized from a relatively small set of principles outlined in the first part of this review, we extend our analysis to a range of disordered LMO cathode materials reported in the last few years, with results presented in Table 1. We focus here on characteristic features of DRX cathodes which can easily be verified experimentally:

- (1) The presence of at least one  $d^0$  element is usually necessary for the formation and stabilization of the DRX structure.
- (2) Li percolation and therefore electrochemical activity relies on 5–15% excess Li.
- (3) Cation disorder results in smoother electrochemical profiles and steeper voltage slopes compared to layered systems, partly because of the greater range of Li site energies.
- (4) Cation disorder and Li excess lead to Li–O–Li configurations, activating O redox/loss mechanisms.

The results presented in Table 1 clearly indicate that the great majority of DRXs reported to date contain at least one  $d^0$  transition metal species. We also find that DRXs with the best electrochemical performance (reversible capacity  $\geq 300 \text{ mA h g}^{-1}$ ) contain more than 25% Li excess (e.g.  $\text{Li}_{1.25}\text{Nb}_{0.25}\text{V}_{0.5}\text{O}_2$  at  $50^\circ\text{C}$ ,<sup>59</sup>  $\text{Li}_{1.3}\text{Nb}_{0.3}\text{Mn}_{0.4}\text{O}_2$ ,<sup>13,18,19</sup>  $\text{Li}_{4/3}\text{Mo}_{2/9}\text{Mo}_{4/9}\text{O}_2$ ,<sup>17</sup>  $\text{Li}_4\text{NiMoO}_6$ ,<sup>15</sup>) and that the electrochemical curves are generally smooth, with no major voltage step or plateau. Nevertheless, a number of experimental studies on Ti-containing DRXs report good electrochemical performance for materials with a Li content below the percolation threshold concentration predicted by Urban *et al.*,<sup>22</sup> with reversible capacities exceeding  $200 \text{ mA h g}^{-1}$  in certain cases.<sup>53–55</sup> In addition, several LMO compounds that do not contain a  $d^0$  transition metal species have been successfully synthesized and tested as cathode materials,<sup>64,65,134</sup> suggesting that other factors are important to the stability and electrochemical behavior of this class of materials. In an attempt to identify more subtle composition-dependent factors and particle-size effects, the electrochemical and structural properties of several families of disordered compounds are discussed hereafter.

### c. Survey of several families of disordered oxides and oxyfluorides

**i. Vanadium redox-based compounds.** Since Delmas *et al.*'s early work on lithiated  $w\text{-Li}_3\text{V}_2\text{O}_5$ ,<sup>60</sup> several rocksalt V-based systems have been successfully synthesized and tested in Li-ion cells. Pralong *et al.* found that electrochemical Li insertion into  $\text{LiV}^{5+}\text{O}_3$  with a tetrahedral (chain) structure leads to the formation of largely amorphous  $\text{Li}_2\text{V}^{4+}\text{O}_3$ .<sup>61</sup> We suggest that this irreversible phase transformation, clearly identified as a pseudo-plateau in the initial discharge curve, is likely caused by the facile exchange of  $\text{Li}^+$  and  $d^0 \text{V}^{5+}$  between cation sites in the pristine cathode. The  $\text{Li}_2\text{VO}_3$  cathode delivers about  $253 \text{ mA h g}^{-1}$  of reversible capacity (equivalent to the reversible extraction/reinsertion of 0.9 Li per f.u.) and exhibits a smooth electrochemical curve when cycled between 1 and 3 V.<sup>61</sup> Chen *et al.* demonstrated that  $\text{Li}_2\text{VO}_3$  obtained by mechanochemical synthesis could deliver  $295 \text{ mA h g}^{-1}$  of reversible capacity based on the  $\text{V}^{4+}/\text{V}^{5+}$  redox reaction, while there was no evidence of O-based charge compensation mechanisms up to 4.1 V charge.<sup>10</sup> Upon fluorination to form  $\text{Li}_2\text{VO}_2\text{F}$ , the fraction of capacity coming from the  $\text{V}^{3+}/\text{V}^{5+}$  redox reaction increases, leading to a large initial capacity of  $420 \text{ mA h g}^{-1}$  and energy density of  $1000 \text{ W h kg}^{-1}$ .<sup>11</sup> However,  $\text{Li}_2\text{VO}_2\text{F}$  suffers from severe capacity fading, with less than  $100 \text{ mA h g}^{-1}$  capacity retained after 50 cycles. In a recent study of the capacity fading mechanism in  $\text{Li}_2\text{VO}_2\text{F}$ , Källquist *et al.*<sup>142</sup> demonstrated, using a combination of XAS and surface-sensitive photoelectron spectroscopy (PES), that the dramatic capacity fade originates from O loss resulting from structural degradation that starts from the surface but moves into the bulk upon extended cycling. Concurrently, the oxidation of vanadium to  $\text{V}^{5+}$  on charge becomes less reversible with increasing cycle number.<sup>142</sup> By contrast, mixed transition metal DRX cathodes based on the  $\text{V}^{3+}/\text{V}^{5+}$  redox couple can exhibit a remarkable capacity retention. For instance,  $\text{Li}_{1.25}\text{V}_{0.5}\text{Nb}_{0.25}\text{O}_2$





**Table 1** Structural, compositional and electrochemical characteristics of various DRX cathodes<sup>8–11,13–20,44–46,48,50,53–55,57–62,64–66,67,134–136,138,141</sup>

Cathode composition	Particle size and preparation	d <sup>0</sup> species	Li excess level and electrochemical activity	Smooth/sloppy voltage curve	Oxygen redox/loss
Li <sub>0.24</sub> CoO <sub>2</sub> , Li <sub>0.23</sub> NiO <sub>2</sub> <sup>8</sup>		No d <sup>0</sup> element	Li deficient. 10–20 mA h g <sup>-1</sup> reversible capacity.	Yes	Not specified
Li <sub>x</sub> TiO <sub>2</sub> , Li <sub>x</sub> FeO <sub>2</sub> <sup>8</sup>		No d <sup>0</sup> element	Li deficient. <10 mA h g <sup>-1</sup> reversible capacity.	Yes	Not specified
Li <sub>x</sub> MnO <sub>2</sub> with SRO <sup>8</sup>		No d <sup>0</sup> element	Li deficient. 130 mA h g <sup>-1</sup> reversible capacity.	No	Not specified
w-Li <sub>2</sub> V <sub>2</sub> O <sub>5</sub> formed electrochemically from V <sub>2</sub> O <sub>5</sub> <sup>60</sup>		V <sup>5+</sup> in V <sub>2</sub> O <sub>5</sub> precursor	20% Li excess. Energy density of 800 W h kg <sup>-1</sup> of V <sub>2</sub> O <sub>5</sub> .	Yes	Not specified
Li <sub>2</sub> VO <sub>3</sub> formed electrochemically from LiVO <sub>3</sub> <sup>61</sup>		V <sup>5+</sup> in LiVO <sub>3</sub> precursor	33% Li excess. 253–295 mA h g <sup>-1</sup> reversible capacity.	Yes (after first discharge)	No
Li <sub>2</sub> VO <sub>3</sub> <sup>10</sup>	Nano particles (tens nm) synthesized by mechanochemical method	V <sup>5+</sup> (charge)	33% Li excess. Around 290 mA h g <sup>-1</sup> reversible capacity.	Yes	No
Li <sub>2</sub> V <sup>3+</sup> O <sub>2</sub> F <sup>11</sup>		V <sup>3+</sup> (charge)	33% Li excess. Around 420 mA h g <sup>-1</sup> initial capacity.	Yes	Yes
Li <sub>1.171</sub> Mn <sub>0.343</sub> V <sub>0.486</sub> O <sub>1.8</sub> F <sub>0.2</sub> <sup>66</sup>	100–200 nm primary particle size	V <sup>5+</sup> (charge)	17.1% Li excess. 317 mA h g <sup>-1</sup> reversible capacity.	Yes	Limited
Li <sub>1.211</sub> Mo <sub>0.467</sub> Cr <sub>0.3</sub> O <sub>2</sub> , disorders after a few cycles <sup>9</sup>	~100 nm after ball-milling with sucrose.	Mo <sup>6+</sup> (charge)	21.1% Li excess. 266 mA h g <sup>-1</sup> reversible capacity.	Yes	Not specified
Li <sub>1.2</sub> Mo <sub>0.6</sub> Fe <sub>0.2</sub> O <sub>2</sub> , disorders during the first cycle <sup>62</sup>		Mo <sup>6+</sup> (charge)	20% Li excess. 120 mA h g <sup>-1</sup> reversible capacity from second cycle.	Yes, after first charge	No
Li <sub>4</sub> NiMo <sub>6</sub> , partially-disordered <sup>15</sup>	Sub-micrometer particles after ball-milling with C black.	Mo <sup>6+</sup>	33% Li excess. >300 mA h g <sup>-1</sup> reversible capacity.	No	Not reported (likely yes)
Li <sub>1.42</sub> Mo <sub>0.29</sub> Fe <sub>0.29</sub> O <sub>2</sub> , partially-disordered <sup>16</sup>	Sub-micrometer particles after ball-milling with C black.	Mo <sup>6+</sup>	42% Li excess. >200 mA h g <sup>-1</sup> reversible capacity.	No	Yes
Li <sub>1.2</sub> Ni <sub>1/3</sub> Ti <sub>1/3</sub> Mo <sub>2/3</sub> O <sub>2</sub> <sup>14</sup>	~100 nm particles after ball-milling with C black.	Mo <sup>6+</sup> /Ti <sup>4+</sup>	20% Li excess. 230 mA h g <sup>-1</sup> .	No	Yes
Li <sub>1.15</sub> Ni <sub>0.45</sub> Ti <sub>0.3</sub> Mo <sub>0.1</sub> O <sub>1.85</sub> F <sub>0.15</sub> <sup>87</sup>	~100 nm particles after shaker-milling with C black.	Mo <sup>6+</sup> /Ti <sup>4+</sup>	20% Li excess. 250 mA h g <sup>-1</sup> .	Yes	Yes
Li <sub>9/7</sub> Nb <sub>2/7</sub> Mo <sub>3/7</sub> O <sub>2</sub> <sup>17</sup>	Few 100 s of nm particles after ball-milling with C black.	Nb <sup>5+</sup> /Mo <sup>6+</sup> (charge)	28.6% Li excess. 280 mA h g <sup>-1</sup> reversible capacity.	Yes	No (up to 4.3 V)
Li <sub>6/5</sub> Ti <sub>2/5</sub> Mo <sub>2/5</sub> O <sub>2</sub> <sup>136</sup>		Ti <sup>4+</sup> /Mo <sup>6+</sup> (charge)	20% Li excess. 270 mA h g <sup>-1</sup> reversible capacity.	Yes	No (up to 4.3 V)
Li <sub>4/3</sub> Mo <sub>2/9</sub> Mo <sub>4/9</sub> Mo <sub>3/9</sub> O <sub>2</sub> <sup>17</sup>		Mo <sup>6+</sup> (charge)	33% Li excess. 320 mA h g <sup>-1</sup> reversible capacity.	Yes	No (up to 4.3 V)
Li <sub>2</sub> Mo <sup>3+</sup> O <sub>2</sub> F <sup>136</sup>	Nano particles after ball-milling	Mo <sup>6+</sup> (charge)	33% Li excess. 320 mA h g <sup>-1</sup> reversible capacity.	Yes	Limited
Li <sub>1.3</sub> Nb <sub>0.3</sub> Mn <sub>0.4</sub> Mo <sub>0.4</sub> O <sub>2</sub> <sup>13</sup>	Sub-micrometer particles after ball-milling with C black.	Nb <sup>5+</sup>	30% Li excess. 300 mA h g <sup>-1</sup> reversible capacity cycled at 60 °C.	No	Yes
Li <sub>1.25</sub> Nb <sub>0.25</sub> Mn <sub>0.5</sub> Mo <sub>0.5</sub> O <sub>2</sub> <sup>57</sup>	<100 nm particles after ball-milling with C black.	Nb <sup>5+</sup>	25% Li excess. 287 mA h g <sup>-1</sup> reversible capacity.	No	Yes
Li <sub>1.2</sub> Nb <sub>0.175</sub> Mn <sub>0.375</sub> O <sub>1.95</sub> F <sub>0.05</sub> <sup>135</sup>	100–200 nm particles after shaker-milling with C black	Nb <sup>5+</sup>	20% Li excess. 275 mA h g <sup>-1</sup> reversible capacity.	No	Yes
Li <sub>1.3</sub> Nb <sub>0.3</sub> Fe <sub>0.4</sub> O <sub>2</sub> <sup>13</sup>	Sub-micrometer particles after ball-milling with C black.	Nb <sup>5+</sup>	30% Li excess. 245 mA h g <sup>-1</sup> .	No	Yes
Li <sub>1.3</sub> Nb <sub>0.3</sub> V <sub>0.4</sub> O <sub>2</sub> <sup>58</sup>	Sub-micrometer particles after ball-milling with C black.	Nb <sup>5+</sup>	30% Li excess. 230 mA h g <sup>-1</sup> .	Yes	No
Li <sub>1.25</sub> Nb <sub>0.25</sub> V <sub>0.5</sub> O <sub>2</sub> <sup>59</sup>	Sub-micrometer particles after ball-milling with C black.	Nb <sup>5+</sup>	25% Li excess. 300 mA h g <sup>-1</sup> at 50 °C (250 mA h g <sup>-1</sup> room T).	Yes	Limited
Li <sub>1.19</sub> Ni <sub>0.59</sub> Nb <sub>0.22</sub> O <sub>1.46</sub> F <sub>0.54</sub> <sup>138</sup>	100–200 nm with multiple crystallites	Nb <sup>5+</sup>	25% Li excess. 257 mA h g <sup>-1</sup>	No (low voltage tail)	Yes
Li <sub>2</sub> Mn <sup>2+</sup> <sub>2/3</sub> Nb <sub>1/3</sub> O <sub>2</sub> F <sup>20</sup>	100–200 nm with multiple crystallites of about 15 nm in size	Nb <sup>5+</sup>	33% Li excess. 317 mA h g <sup>-1</sup>	Yes	Yes

Table 1 (continued)

Cathode composition	Particle size and preparation	d <sup>0</sup> species	Li excess level and electrochemical activity	Smooth/sloppy voltage curve	Oxygen redox/loss
Li <sub>1.2</sub> Ni <sub>0.35</sub> Ti <sub>0.35</sub> Nb <sub>0.1</sub> O <sub>4.8</sub> F <sub>0.2</sub> <sup>141</sup>	100–300 nm	Nb <sup>5+</sup> /Ti <sup>4+</sup>	20% Li excess. ~280 mA h g <sup>-1</sup>	No (low voltage tail)	Yes
Li <sub>1.2</sub> Ti <sub>0.4</sub> Fe <sub>0.4</sub> O <sub>2</sub> <sup>45</sup>	<50–100 nm particles.	Ti <sup>4+</sup>	20% Li excess. 150 mA h g <sup>-1</sup> reversible capacity.	No	Yes
Li <sub>1.05</sub> Ni <sub>0.5</sub> Ti <sub>0.5</sub> O <sub>1.89</sub> <sup>46</sup>	50–100 nm particles.	Ti <sup>4+</sup>	~5% Li excess. 96 mA h g <sup>-1</sup> reversible capacity.	No	Yes
Li <sub>2</sub> CoTiO <sub>4</sub> (with spinel LiTi <sub>2</sub> O <sub>4</sub> impurity) <sup>48</sup>	100 nm C-coated particles	Ti <sup>4+</sup>	No excess Li. 144 mA h g <sup>-1</sup> reversible capacity.	No	Maybe some O loss
Li <sub>2</sub> FeTiO <sub>4</sub> <sup>50</sup>	10–25 nm C-coated particles.	Ti <sup>4+</sup>	No excess Li. 83 mA h g <sup>-1</sup> reversible capacity.	Yes	No
Li <sub>2</sub> FeTiO <sub>4</sub> /graphene nanocomposite <sup>53</sup>	20–50 nm particles	Ti <sup>4+</sup>	No excess Li. 219 mA h g <sup>-1</sup> reversible capacity.	Yes (after first cycle)	No
Li <sub>2</sub> FeV <sub>y</sub> Ti <sub>1-y</sub> O <sub>4</sub> (y = 0, 0.2, 0.5) embedded in C matrix <sup>54</sup>	~10 nm particles embedded in C matrix.	Ti <sup>4+</sup>	No excess Li. 150, 190 and 240 mA h g <sup>-1</sup> reversible capacity for y = 0.0, 0.2 and 0.5, respectively.	Yes	Yes
Li <sub>2-x</sub> VTiO <sub>4</sub> embedded in C matrix <sup>55</sup>	40–60 nm particles.	Ti <sup>4+</sup>	Slightly Li deficient. 350 mA h g <sup>-1</sup> reversible capacity.	Yes (after first cycle)	No
Li <sub>1.2</sub> Ti <sub>0.4</sub> Mn <sub>0.4</sub> O <sub>2</sub> <sup>18</sup>	2–3 μm primary particle size	Ti <sup>4+</sup>	20% Li excess. 320 mA h g <sup>-1</sup> reversible capacity cycled at 50 °C.	No (high voltage plateau)	Yes
Li <sub>2</sub> Mn <sub>1/2</sub> <sup>2+</sup> Ti <sub>1/2</sub> O <sub>2</sub> F <sub>20</sub> <sup>20</sup>	50 nm primary particle size	Ti <sup>4+</sup>	33% Li excess. 321 mA h g <sup>-1</sup> reversible capacity.	Yes	Yes
Li <sub>4</sub> Mn <sub>2</sub> O <sub>5</sub> -Li <sub>2</sub> O (nanocomposite) <sup>64</sup>	<10 nm particles, ground with C black.	No d <sup>0</sup> element	Large Li excess (LiMnO <sub>2</sub> + Li <sub>2</sub> O). 355 mA h g <sup>-1</sup> reversible capacity.	No	Yes
Li <sub>2</sub> MnO <sub>3</sub> (nanostructured), disorders on first charge <sup>65</sup>	10 nm particles after ball-milling with C black.	No d <sup>0</sup> element	33% Li excess. 335–350 mA h g <sup>-1</sup> reversible capacity.	Yes	Yes
Li <sub>1.9</sub> Mn <sub>0.95</sub> O <sub>2.05</sub> F <sub>0.95</sub> <sup>134</sup>	100–500 nm primary particle size	No d <sup>0</sup> element	26.7% Li excess. 280 mA h g <sup>-1</sup> reversible capacity.	Yes	Yes



has an initial discharge capacity of 190 mA h g<sup>-1</sup> over the range 1.5–4.6 V, which only decreases to 180 mA h g<sup>-1</sup> after 100 cycles.<sup>59</sup>

In general, average discharge potentials of DRX oxides that rely on V redox chemistry (both V<sup>3+</sup>/V<sup>5+</sup> and V<sup>4+</sup>/V<sup>5+</sup>) are relatively low, around 2.5–2.6 V, as indicated in Fig. 2. This leads to very little overlap between V and O electronic states and is likely the reason for their highly reversible electrochemistry and good long-term performance. Fluorination both decreases the oxidation state of V in the as-prepared cathode, thereby increasing the available V redox capacity, and alters the V redox potential, resulting in more overlap between V and anion redox processes at high potentials. This, in turn, results in a higher initial capacity but can worsen long-term capacity retention.

**ii. Nickel redox-based compounds.** Many DRX systems reported to date rely on Ni as the redox-active metal species, including Ni<sup>2+</sup>-Ti-Mo,<sup>14,87</sup> Ni<sup>2+</sup>-Ti,<sup>143</sup> Ni<sup>2+</sup>-Nb,<sup>138</sup> Ni<sup>2+</sup>-Ti-Nb<sup>137,141</sup> compounds. While the synthesis of DRX cathodes containing Mn<sup>3+</sup>, V<sup>3+</sup>, Cr<sup>3+</sup> or Co<sup>2+</sup> requires an inert atmosphere, DRX cathodes containing low valent Ni<sup>2+</sup> can be synthesized in air. This observation can be related to the high Ni<sup>2+</sup>/Ni<sup>4+</sup> redox potential, leading to Ni<sup>2+</sup> being the stable oxidation state in air and even at the high temperatures needed for synthesis. As compared to DRX cathodes containing other redox metal species, the voltage profiles of Ni redox-based DRX cathodes usually exhibit a higher average voltage with a shallower slope.

A downside of the high potentials at which Ni redox processes occur is the incomplete oxidation of Ni<sup>2+</sup> on charge because Ni oxidation competes with O redox. For most Ni redox-based DRXs, reports of hard XAS measurements on Li<sub>1.2</sub>Ni<sub>0.333</sub>Ti<sub>0.333</sub>Mo<sub>0.133</sub>O<sub>2</sub>,<sup>14</sup> Li<sub>1.19</sub>Ni<sub>0.59</sub>Nb<sub>0.22</sub>O<sub>1.46</sub>F<sub>0.54</sub>,<sup>138</sup> and Li<sub>1.2</sub>Ni<sub>0.35</sub>Ti<sub>0.35</sub>Nb<sub>0.1</sub>O<sub>1.8</sub>F<sub>0.2</sub><sup>141</sup> at the Ni K-edge have shown that Ni<sup>2+</sup> is only oxidized to an average oxidation state of about Ni<sup>3+</sup> on charge to 4.6 V. This is remarkably different from layered NCM-type cathodes and DRX Mn redox-based, for which Ni<sup>2+</sup>/Ni<sup>4+</sup> and Mn<sup>3+</sup>/Mn<sup>4+</sup> redox processes are almost complete. Fig. 14 shows qualitative electronic energy level diagrams for Ni<sup>2+</sup>/Ni<sup>4+</sup> redox-based and Mn<sup>3+</sup>/Mn<sup>4+</sup> redox-based DRX cathodes. Significant overlap between Ni e<sub>g</sub>\* orbitals and Li–O–Li unhybridized orbitals causes incomplete oxidation of Ni<sup>2+</sup> to Ni<sup>4+</sup>, while Mn electronic levels lie higher in energy, and the Mn<sup>3+</sup>/Mn<sup>4+</sup> redox reservoir is mostly accessible on charge.

As a consequence of the strong overlap between Ni and Li–O–Li electronic bands, more O<sub>2</sub> and CO<sub>2</sub> gas is released

upon electrochemical cycling of Ni redox-based DRX materials compared to, *e.g.*, Mn redox based DRXs,<sup>20,66,134</sup> which can lead to transition metal densification at the surface and to a large polarization of the discharge curve.<sup>87</sup> Bulk fluorination<sup>87</sup> and surface modification<sup>144,145</sup> are two effective strategies to mitigate irreversible gas loss and to reduce polarization on discharge.

**iii. Manganese redox-based compounds.** As an Earth-abundant and low-cost element with excellent redox activity, Mn is a good candidate redox species for inexpensive and sustainable DRX cathodes. Nanostructured DRX-type lithium manganese oxides have been investigated as potential Li-ion battery cathodes by Freire *et al.*<sup>63</sup> Li<sub>4</sub>Mn<sub>2</sub>O<sub>5</sub>, prepared by mechanochemical synthesis from orthorhombic (*o*-LiMnO<sub>2</sub>) and Li<sub>2</sub>O precursors, as well as 5 wt% carbon black, is composed of small crystallites of 5–10 nm with a DRX structure embedded in a graphitic matrix.<sup>63</sup> This material exhibits an exceptional initial charge capacity of 355 mA h g<sup>-1</sup> (extraction of 2.88 Li per f.u.), with about 287 mA h g<sup>-1</sup> of capacity obtained on discharge. Approximately 250 mA h g<sup>-1</sup> of reversible capacity is retained after 8 cycles, corresponding to the amount of capacity expected from the Mn<sup>3+/4+</sup> redox reaction. To explain the excess capacity observed during the first few cycles, the authors initially suggested the participation of O in the redox processes, as well as the oxidation of Mn<sup>4+</sup> to Mn<sup>5+</sup> at high voltage, based on changes recorded in the magnetic susceptibility of the material at the end of charge.<sup>63</sup> A later study revealed that, instead of Li<sub>4</sub>Mn<sub>2</sub>O<sub>5</sub>, the active material is a composite with Li<sub>2</sub>O: 0.93Li<sub>3.6</sub>Mn<sub>2.4</sub>O<sub>5.4</sub>–0.07Li<sub>2</sub>O.<sup>64</sup> Charging of the Li<sub>2</sub>O component accounts for the significant irreversibility observed in the first cycle but increases the reversible capacity by approximately 30%, as shown in Fig. 15a. DRX Mn-materials may also be created *in situ* when high Li-excess materials are cycled: nanostructured ordered Li<sub>2</sub>MnO<sub>3</sub>, prepared *via* solid-state synthesis and ball milling, was found to disorder on initial charge, leading to a flat profile above 4 V, an initial charge capacity of 390 mA h g<sup>-1</sup> and a reversible capacity of 290 mA h g<sup>-1</sup> after three cycles.<sup>65</sup> Although the exact electrochemical processes taking place in nanosized Li<sub>2</sub>MnO<sub>3</sub> and in the 0.93Li<sub>3.6</sub>Mn<sub>2.4</sub>O<sub>5.4</sub>–0.07Li<sub>2</sub>O composite remain unclear, these studies demonstrate that the DRX-like structures can be stabilized in nanoscale materials (<10 nm particles), even in the absence of d<sup>0</sup> M species.

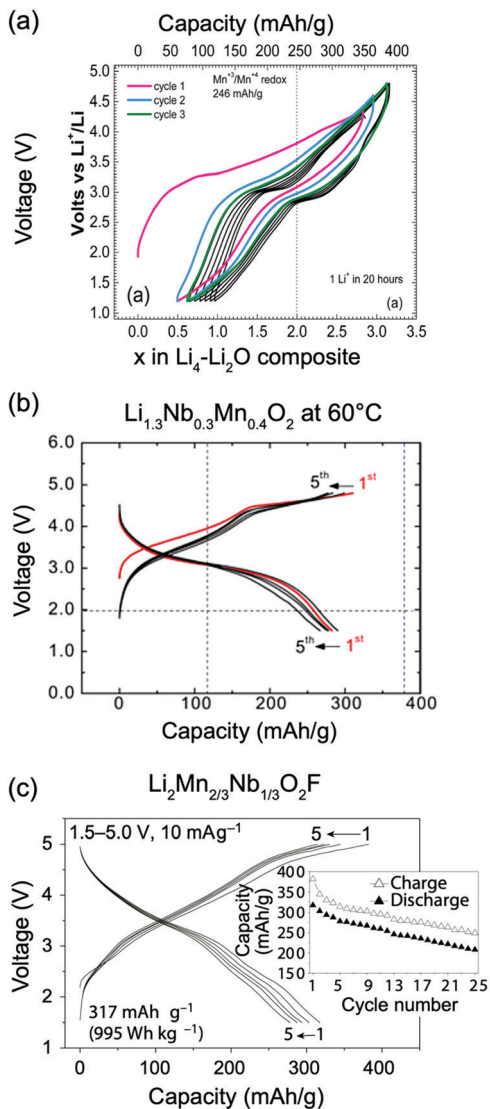
More recently, Kataoka *et al.*<sup>146</sup> reported a series of DRX Li<sub>2</sub>MnO<sub>3</sub> and spinel LiMn<sub>2</sub>O<sub>4</sub> composites prepared *via* mechanochemical synthesis, with very high initial capacities of 400 mA h g<sup>-1</sup> and 80% capacity retention after 15 cycles. Given that spinel and DRX LMOs share a common oxygen framework, the composite nature of this series of compounds is difficult to assess using scattering and microscopy techniques, and these compounds could also potentially be single-phased but metastable with respect to decomposition into the limiting DRX and spinel phases.

The Li<sub>1.3</sub>Nb<sub>0.3</sub>Mn<sub>0.4</sub><sup>3+</sup>O<sub>2</sub> cathode was first reported by Yabuuchi *et al.*<sup>13</sup> and exhibits a high initial discharge capacity of 300 mA h g<sup>-1</sup> and energy density of 950 W h kg<sup>-1</sup> over the range 1.5–4.8 V at 60 °C, as shown in Fig. 15b. Half of this capacity comes from Mn<sup>3+/4+</sup> redox processes, while the



Fig. 14 Qualitative diagrams of transition metal and oxygen electronic states in Ni<sup>2+</sup>/Ni<sup>4+</sup> redox-based and Mn<sup>3+</sup>/Mn<sup>4+</sup> redox-based DRXs.





**Fig. 15** Electrochemical performance of selected Mn redox-based DRX cathodes. Room temperature electrochemical profiles of the nanostructured (a)  $0.93\text{Li}_{3.6}\text{Mn}_{2.4}\text{O}_{5.4}-0.07\text{Li}_2\text{O}$  composite, when cycled between 1.2 and 4.8 V. Figure adapted from Freire *et al.*<sup>64</sup> with permission from the Royal Society of Chemistry. (b) Electrochemical profile of  $\text{Li}_{1.3}\text{Nb}_{0.3}\text{Mn}_{0.4}\text{O}_2$  at 60 °C, when cycled between 1.5 and 4.8 V. Figure adapted from Yabuuchi *et al.*<sup>13</sup> with permission from PNAS. (c) Room temperature electrochemical profile of  $\text{Li}_2\text{Mn}_{2/3}\text{Nb}_{1/3}\text{O}_2\text{F}$ , when cycled between 1.5 and 5.0 V. Adapted by permission from Springer Nature: Lee *et al.*,<sup>20</sup> copyright 2018.

other half has been attributed to O charge compensation processes, resulting in significant capacity fade upon extended cycling. Several strategies have been devised to enhance the long-term cycling stability, which include reducing the Li content (*e.g.*,  $\text{Li}_{1.25}\text{Nb}_{0.25}\text{Mn}_{0.5}^{3+}\text{O}_2$ )<sup>57</sup> and fluorination.<sup>135</sup> High-valent charge compensators other than  $\text{Nb}^{5+}$  have also been tested, including  $\text{Ti}^{4+}$  and  $\text{Zr}^{4+}$ , as in  $\text{Li}_{1.2}\text{Mn}_{0.4}\text{Ti}_{0.4}\text{O}_2$  and  $\text{Li}_{1.2}\text{Mn}_{0.4}\text{Zr}_{0.4}\text{O}_2$ .<sup>21</sup> As discussed in part I.b, the electrochemical performance of  $\text{Li}_{1.2}\text{Mn}_{0.4}\text{Ti}_{0.4}\text{O}_2$  is far superior to that of  $\text{Li}_{1.2}\text{Mn}_{0.4}\text{Zr}_{0.4}\text{O}_2$  (see Fig. 8a) due to the presence of SRO more favorable to Li percolation in the former material.<sup>21</sup>

Fluorination has been employed as a strategy to improve the long-term performance of Li–Mn–O DRX cathodes.  $\text{Li}_{1.9}\text{Mn}_{0.95}\text{O}_{2.05}\text{F}_{0.95}$ , prepared by ball milling, exhibits a high initial capacity of  $280\text{ mA h g}^{-1}$ , with about  $170\text{ mA h g}^{-1}$  of capacity retained after 50 cycles.<sup>134</sup> Differential electrochemical mass spectrometry (DEMS) indicated negligible  $\text{O}_2$  loss during cycling, in contrast with layered  $\text{Li}_2\text{MnO}_3$ .  $\text{Li}_2\text{Mn}_{2/3}\text{Nb}_{1/3}\text{O}_2\text{F}$  and  $\text{Li}_2\text{Mn}_{1/2}\text{Ti}_{1/2}\text{O}_2\text{F}$  DRXs were stabilized by Lee *et al.*<sup>20</sup> through a mechanochemical synthesis route. The combination of high-valent charge compensating cations ( $\text{Nb}^{5+}$  and  $\text{Ti}^{4+}$ ) and fluorination in these materials greatly increases the theoretical metal redox capacity (*ca.*  $270\text{ mA h g}^{-1}$  for  $\text{Li}_2\text{Mn}_{2/3}\text{Nb}_{1/3}\text{O}_2\text{F}$  and *ca.*  $230\text{ mA h g}^{-1}$   $\text{Li}_2\text{Mn}_{1/2}\text{Ti}_{1/2}\text{O}_2\text{F}$ ), providing a new strategy to achieve high capacities while keeping O redox processes minimal. Indeed, these two cathodes make use of the  $\text{Mn}^{2+}/\text{Mn}^{4+}$  double redox chemistry to achieve extremely high capacities ( $>300\text{ mA h g}^{-1}$ ) and energy densities (*ca.*  $1000\text{ Wh kg}^{-1}$ ), as shown in Fig. 15c for  $\text{Li}_2\text{Mn}_{2/3}\text{Nb}_{1/3}\text{O}_2\text{F}$ , with negligible irreversible O loss detected with DEMS up to 5.0 V.<sup>20</sup>

Kitchaev *et al.* devised yet another strategy to reduce the participation of O-based charge compensation processes. Instead of using redox-inactive  $\text{Ti}^{4+}$  and  $\text{Nb}^{5+}$  charge compensators, the authors chose high-valent yet redox-active  $\text{V}^{4+}$  to provide additional electron capacity from  $\text{V}^{4+}/\text{V}^{5+}$  redox in a series of Li–Mn–V–O–F DRX cathodes.<sup>66</sup>

**iv. Mo-Containing compounds.** Because of its potential as a very high-valent charge compensator Mo is present in a large number of DRXs reported to date. When used as a charge-compensator cation, Mo is present in small quantities as electrochemically-inactive  $\text{Mo}^{6+}$ , and its high valence allows for an increase in the Li content in the material, ensuring good Li percolation properties.  $\text{d}^0\text{ Mo}^{6+}$  also stabilizes the disordered structure. Several DRX solid solutions of  $\text{Li}_4\text{MoO}_5$  and a 3d metal oxide have been investigated, including  $x\text{Li}_4\text{MoO}_5-(1-x)\text{LiFeO}_2$ ,<sup>16</sup>  $x\text{Li}_4\text{MoO}_5-(1-x)\text{NiO}^{15}$  and  $x\text{LiNi}_{0.5}\text{Ti}_{0.5}\text{O}_2-(1-x)\text{Li}_{1.6}\text{Mo}_{0.4}\text{O}_2$ .<sup>14</sup> In all of these systems, significant O redox accompanied by O loss on charge to  $>4.1\text{ V}$  leads to a large hysteresis in the potential curve on discharge. Maintaining an upper cutoff voltage  $\leq 4.1\text{ V}$ , on the other hand, reduces polarization and leads to a noticeable increase in the reversibility of the redox processes. Concurrently with O loss, Mo has been suggested to migrate from bulk  $\text{O}_h$  to  $\text{T}_d$  sites in  $x\text{Li}_4\text{MoO}_5-(1-x)\text{LiFeO}_2$ <sup>16</sup> and  $x\text{Li}_4\text{MoO}_5-(1-x)\text{NiO}^{15}$  solid-solutions at high voltage. Mo migration was also suggested in  $x\text{LiNi}_{0.5}\text{Ti}_{0.5}\text{O}_2-(1-x)\text{Li}_{1.6}\text{Mo}_{0.4}\text{O}_2$  solid-solutions charged to 4.8 V.<sup>14</sup> While O is the main redox species in  $x\text{Li}_4\text{MoO}_5-(1-x)\text{LiFeO}_2$  systems, both Ni and O are redox-active in  $x\text{LiNi}_{0.5}\text{Ti}_{0.5}\text{O}_2-(1-x)\text{Li}_{1.6}\text{Mo}_{0.4}\text{O}_2$  systems.<sup>14</sup>

When used as a redox species, Mo is usually found as  $\text{Mo}^{3+}$  or  $\text{Mo}^{4+}$  in the as-synthesized material. As mentioned earlier,  $\text{Li}_{1.211}\text{Mo}^{4+}_{0.467}\text{Cr}_{0.3}\text{O}_2$  forms as a layered rocksalt but disorders upon cycling,<sup>9</sup> presumably due to the facile interchange of  $\text{Li}^+$  and  $\text{d}^0\text{ Mo}^{6+}$  cations formed on charge. For this material, carbon-coating of the cathode particles leads to an initial reversible capacity of  $257\text{ mA h g}^{-1}$ , equivalent to the reversible extraction of 1 Li per f.u., and significantly reduces Mo dissolution, resulting in



improved capacity retention.<sup>9</sup> In a similar manner,  $\text{Li}_{1.2}\text{Mo}_{0.6}\text{Fe}_{0.2}\text{O}_2$  reported by Liu *et al.*<sup>62</sup> disorders during the first cycle. While only 0.7 Li is reversibly extracted and reinserted during cycling, leading to a moderate capacity of about  $125 \text{ mA h g}^{-1}$  after the first few cycles, this material exhibits a remarkable 92.7% capacity retention between the 5th and 105th cycle as well as negligible potential decay on extended cycling. The stable electrochemical properties of  $\text{Li}_{1.2}\text{Mo}_{0.6}\text{Fe}_{0.2}\text{O}_2$  have been attributed to highly reversible  $\text{Mo}^{4+/6+}$  and  $\text{Fe}^{2+/3+}$  redox processes, with no involvement of lattice O.<sup>62</sup> Hoshino *et al.*<sup>17</sup> explored several solid-solutions composed of electrochemically-active  $\text{LiMoO}_2$  and an electrochemically-inactive component containing  $d^0 \text{ Nb}^{5+}$ ,  $\text{Ti}^{4+}$  or  $\text{Mo}^{6+}$ , achieving impressive reversible capacities in the  $270\text{--}320 \text{ mA h g}^{-1}$  range. Unlike  $x\text{Li}_4\text{MoO}_5\text{--}(1-x)\text{LiFeO}_2$ ,<sup>16</sup>  $x\text{Li}_4\text{MoO}_5\text{--}(1-x)\text{NiO}$ ,<sup>15</sup> and  $x\text{LiNi}_{0.5}\text{Ti}_{0.5}\text{O}_2\text{--}(1-x)\text{Li}_{1.6}\text{Mo}_{0.4}\text{O}_2$ <sup>14</sup> solid-solutions, these systems exhibit very low polarization and there is no evidence of O redox activity on charge to 4.3 V. In the  $\text{LiMoO}_2\text{--Li}_3\text{NbO}_4$  system,  $\text{Mo}^{6+}$  migration on cycling was proposed to account for the very small volume change observed in the material during electrochemical cycling.<sup>17</sup>

**v. Nb-Containing compounds.** Yabuuchi *et al.*<sup>13</sup> investigated  $x\text{Li}_3\text{Nb}^{5+}\text{O}_4\text{--}(1-x)\text{Me}^{2+}\text{O}$  and  $x\text{Li}_3\text{Nb}^{5+}\text{O}_4\text{--}(1-x)\text{LiMe}^{3+}\text{O}_2$  ( $\text{Me} = \text{Mn, Fe, Ni}$ ) solid-solutions, observing a low reversible capacity of  $50\text{--}150 \text{ mA h g}^{-1}$  for the as-prepared cathodes at room temperature but a significantly increased capacity ( $250\text{--}300 \text{ mA h g}^{-1}$ ) after ball milling with carbon and cycling at  $60^\circ\text{C}$ . A large hysteresis of the electrochemical curve was observed for all compositions, even at elevated temperature. A more detailed study of the electrochemical processes taking place in the  $\text{Li}_{1.3}\text{Nb}_{0.3}\text{Mn}_{0.4}^{3+}\text{O}_2$  cathode indicated that Mn redox occurs at low potentials, while O-based charge compensation is activated at higher potentials. These O charge compensation mechanisms were found to be highly reversible up to 4.8 V charge.<sup>13</sup> Similarly, Wang *et al.*<sup>57</sup> showed that, despite O redox processes accounting for almost half of the reversible capacity of  $\text{Li}_{1.25}\text{Nb}_{0.25}\text{Mn}_{0.5}^{3+}\text{O}_2$ , the oxygen processes are mostly reversible as evidenced by the absence of reduced metal species at the surface of the particles upon cycling, suggesting limited O loss at high voltage.

By comparing three different  $\text{Nb}^{5+}$ -based systems, namely  $\text{Li}_{1.3}\text{Nb}_{0.3}\text{V}_{0.4}^{3+}\text{O}_2$ ,  $\text{Li}_{1.3}\text{Nb}_{0.3}\text{Fe}_{0.4}^{3+}\text{O}_2$ , and  $\text{Li}_{1.3}\text{Nb}_{0.3}\text{Mn}_{0.4}^{3+}\text{O}_2$ , Yabuuchi *et al.*<sup>18</sup> demonstrated that the reversibility of O-based charge compensation processes in this family of materials is highly dependent on the nature of the redox-active 3d M species. Consistent with previous work,<sup>10</sup> no O redox was observed for the V system, which may be related to the low oxidation potential of  $\text{V}^{3+}$  and the high theoretical metal redox capacity ( $\text{V}^{3+}/\text{V}^{4+}/\text{V}^{5+}$ ).<sup>18</sup> For the Fe system, O oxidation was found to be accompanied by irreversible O loss, which the authors attributed to the high  $\text{Fe}^{4+}\text{--O}$  covalency, resulting in charge transfer from O to Fe *via* a reductive coupling mechanism (RCM) at the end of charge and the formation of  $\text{Fe}^{3+}$  and unstable superoxide species.<sup>18</sup> The remarkable reversibility of O redox for the Mn system was rationalized by the absence of O to Mn charge transfer at high voltage, due to the weak covalency of the  $\text{Mn}^{4+}\text{--O}$  bond, and the stabilization of isolated O holes in the material by neighboring  $\text{Li}^+$  and  $\text{Nb}^{5+}$  species.<sup>18</sup> It is however

possible that the higher stability of the Mn-containing system is simply because  $\text{Mn}^{4+}$  compounds are fairly stable at normal conditions and are not nearly as over-oxidized as  $\text{Fe}^{4+}$ .

**vi. Ti-Containing compounds.** Ti is a particularly appealing electrode component with a high natural abundance and low cost (see Fig. 3). Disordered  $\text{LiTi}^{3+}\text{O}_2$  was investigated as part of Obrovac *et al.*'s early survey of the synthesis and electrochemical performance of DRX cathode materials.<sup>8</sup> The XRD pattern of the as-synthesized compound indicated a random arrangement of Li and Ti species on the cation lattice, and consistent with the predicted lack of Li percolation for this composition,<sup>22</sup>  $\text{LiTiO}_2$  demonstrated almost no electrochemical activity when cycled between 2 and 4.5 V (see Fig. 13).

A large number of mixed transition metal DRXs containing  $\text{Ti}^{4+}$  as a high-valent charge compensator have been synthesized and electrochemically tested over the past few years. Zhang *et al.*<sup>47</sup> reported on the  $\text{Li}_{1+z/3}\text{Ni}_{1/2-z/2}^{2+}\text{Ti}_{1/2+z/6}\text{O}_2$  ( $0 \leq z \leq 0.5$ ) series and showed that  $\text{LiNi}_{1/2}\text{Ti}_{1/2}\text{O}_2$  displays only  $30 \text{ mA h g}^{-1}$  of reversible capacity at room temperature. Cycling at  $50^\circ\text{C}$  increases this value to approximately  $150 \text{ mA h g}^{-1}$ , indicating kinetic limitations due to poor Li percolation for this composition with no Li excess. Increasing the Li content helps to achieve higher reversible capacities at room temperature ( $85 \text{ mA h g}^{-1}$  for  $x = 0.27$ ), but no noticeable capacity improvement is observed at higher temperature ( $140 \text{ mA h g}^{-1}$  at  $50^\circ\text{C}$ ). The authors suggest that particle size is crucial to achieve high electrochemical activity of Li in stoichiometric compositions, consistent with previous studies reporting considerable electrochemical capacity for nanosized  $\text{LiNi}_{1/2}\text{Ti}_{1/2}\text{O}_2$  (50–100 nm particles) prepared *via* a low temperature sol-gel route ( $600^\circ\text{C}$ )<sup>46</sup> but no electrochemical activity up to 4.8 V when the same composition was obtained through high temperature sintering.<sup>147</sup> More recently, Liu *et al.*<sup>148</sup> found that, among the  $\text{Li}_{1+z/3}\text{Ni}_{1/2-z/2}^{2+}\text{Ti}_{1/2+z/6}\text{O}_2$  ( $z = 0, 0.1, 0.2, 0.3, 0.4, 0.5$ ) series prepared *via* a sol-gel method, primary particles tend to become larger and to agglomerate as the Li and Ti contents are increased. The LNT0 ( $z = 0$ ) to LNT03 ( $z = 0.3$ ) compositions have an average particle size around 100 nm, while LNT04 and LNT05 ( $z = 0.4$  and  $0.5$ , respectively) particles are larger, and LNT05 particles are more agglomerated. Out of all  $\text{Li}_{1+z/3}\text{Ni}_{1/2-z/2}^{2+}\text{Ti}_{1/2+z/6}\text{O}_2$  compositions, LNT03 was found to have the best electrochemical performance, with  $116 \text{ mA h g}^{-1}$  of first cycle reversible capacity, and the lowest charge-transfer resistance. Comparing the  $0 \leq z \leq 0.3$  samples with small particle size, it is clear that the  $\text{Li}^+$  kinetics improve with increasing Li excess. Increasing  $z$  also decreases the Ni content, thus increasing the amount of O redox necessary to obtain the same capacity. In the case of LNT04 and LNT05 electrodes, a high voltage plateau commonly observed with O redox occurs at 4.4 V during the initial charge, leading to high first charge capacities of 211 and  $231 \text{ mA h g}^{-1}$ , respectively. These anion processes are poorly reversible, with only 75 and  $61 \text{ mA h g}^{-1}$  of reversible capacity on first discharge. While the larger particle size and particle agglomeration likely contribute to the sluggish  $\text{Li}^+$  transport in LNT04 and LNT05, as suggested by the authors, we note that O loss and structural degradation at the



surface of the particles likely impedes  $\text{Li}^+$  transport further. Hence, for this series of cathodes, electrochemical performance depends on a combination of factors, including particle size, particle agglomeration, Li excess content and the size of the transition metal redox reservoir (Ni content), but performance clearly improves when the Li content is increased as long as the negative consequences of O redox can be kept under control.

$\text{Li-Ti-Fe-O}_2$  compounds are attractive positive electrode materials containing only 3d M species with a high natural abundance and low toxicity, but it has so far been difficult to achieve high reversible capacity from Fe-containing materials. Similarly to the  $\text{Li}_{1+z/3}\text{Ni}_{1/2-z/2}^{2+}\text{Ti}_{1/2+z/6}\text{O}_2$  systems discussed above, Glazier *et al.*<sup>43</sup> observed that an increase in the Li and Ti contents in  $\text{Li}_{(1+x)}\text{Ti}_{2x}\text{Fe}_{(1-3x)}\text{O}_2$  leads to primary particles (around 1 micron in size) that tend to agglomerate into larger secondary particles. Starting from an almost fully disordered cation arrangement at  $x = 0$ , the authors found that the degree of cation ordering increases with  $x$  by comparing the  $c/3a$  lattice parameter ratio to the 1.6333 value expected for a fully cation-disordered rocksalt. Oxygen redox processes were observed for compositions  $x \geq 0.13$ , possibly accompanied by O loss at the end of charge.<sup>43</sup> All compounds exhibited moderate first cycle reversible capacities, with the highest discharge capacity, close to  $145 \text{ mA h g}^{-1}$ , obtained for  $x = 0.21$ . Tabuchi *et al.*'s<sup>45</sup> study on the related  $\text{Li}_{1.2}\text{Ti}_{0.4}\text{Fe}_{0.4}^{3+}\text{O}_2$  obtained *via* a hydrothermal route revealed a strong decrease in reversible capacity, from approximately  $160 \text{ mA h g}^{-1}$  to  $55 \text{ mA h g}^{-1}$ , as the post-synthesis calcination temperature was increased from  $400^\circ\text{C}$  to  $600^\circ\text{C}$ , strongly suggesting that grain growth after firing at  $600^\circ\text{C}$  significantly impacts  $\text{Li}^+$  transport. Using data from  $^{57}\text{Fe}$  Mössbauer spectroscopy and XRD the authors argued for partial displacement of Fe and Ti species from  $\text{O}_h$  to  $\text{T}_d$  sites with as much as 17.5% of M ions displaced to interstitial  $\text{T}_d$  sites on charge to 4.5 V.<sup>45</sup> The displacement of  $\text{Ti}^{4+}$  to tetrahedral sites would be surprising as this ion is not often found in 4-fold coordination. Transition metal migration was found to be only partially reversible on discharge, which likely impedes  $\text{Li}^+$  transport and contributes to the moderate capacities that are observed for  $\text{Li}_{1.2}\text{Ti}_{0.4}\text{Fe}_{0.4}^{3+}\text{O}_2$ .

Several studies<sup>50,51,53-55</sup> have investigated the electrochemical performance of nanosized Li stoichiometric,  $\text{Ti}^{4+}$ -containing oxides with a cubic rocksalt structure. Kuzma *et al.*<sup>50</sup> demonstrated that a small average particle size is crucial to the good electrochemical performance of  $\text{Li}_2\text{Fe}^{2+}\text{TiO}_4$ ,  $\text{Li}_2\text{Ni}^{2+}\text{TiO}_4$ , and  $\text{Li}_2\text{Mn}^{2+}\text{TiO}_4$ . In this respect, carbon coating was found to be important for preventing particle growth during the heat treatment and mitigating particle agglomeration.<sup>50</sup> Dominko *et al.*<sup>55</sup> showed that a highly porous composite composed of nanosized (40–60 nm)  $\text{Li}_{2-x}\text{VTiO}_4$  embedded in a carbon matrix exhibits a reversible capacity close to the theoretical value of  $165 \text{ mA h g}^{-1}$  for the  $\text{V}^{3+/4+}$  redox reaction when cycled between 2.0 and 4.4 V. Yang *et al.*<sup>53</sup> reported a  $\text{Li}_2\text{Fe}^{2+}\text{TiO}_4/\text{graphene}$  nanocomposite electrode with a high reversible capacity of  $219 \text{ mA h g}^{-1}$ , equivalent to the reversible extraction of 1.4 Li per formula unit, when cycled between 1.5 and 5.0 V. Chen *et al.*<sup>54</sup> prepared a series of electrodes composed of 10-nm sized  $\text{Li}_2\text{Fe}_y\text{Ti}_{1-y}\text{O}_4$

embedded in a carbon matrix. When cycled between 1.5 and 4.8 V at  $40^\circ\text{C}$ ,  $\text{Li}_2\text{FeTiO}_4$ ,  $\text{Li}_2\text{FeV}_{0.2}\text{Ti}_{0.8}\text{O}_4$  and  $\text{Li}_2\text{FeV}_{0.5}\text{Ti}_{0.5}\text{O}_4$  delivered a reversible capacity of about  $150 \text{ mA h g}^{-1}$  (exchange of 1 Li per f.u.),  $190 \text{ mA h g}^{-1}$  (1.3 Li per f.u.) and  $240 \text{ mA h g}^{-1}$  (1.6 Li per f.u.), respectively, indicating that the reversible capacity increases with the M redox reservoir.<sup>54</sup> The good  $\text{Li}^+$  transport properties of these Li stoichiometric compounds is likely, at least in part, due to nanosizing, which increases the ionic conductivity by reducing  $\text{Li}^+$  diffusion path lengths, and carbon coating/embedding, which enhances the electronic conductivity. Another potential explanation for the high performance of  $\text{Ti}^{4+}$ -containing disordered compounds, despite the lack of Li excess for the creation of a percolation network, is the favorable short-range order generated by  $\text{Ti}^{4+}$  ions, as observed by Ji *et al.*<sup>21</sup>

The experimental studies discussed in this section illustrate that DRX cathodes are a very active area of research. The insights obtained from these experimental studies, as well as the theoretical framework presented in the first part of the review are combined hereafter into a set of directions for the design of high performance DRX cathodes.

### III. Design considerations and future prospects for high performance DRX cathodes

The electrochemical performance of secondary battery electrodes depends on high  $\text{Li}^+$  and electronic conductivity, a large charge storage capacity and highly reversible structural and redox processes on charge and discharge. These requirements, together with raw materials cost and sustainability considerations, lead to specific design criteria for DRX cathodes.

#### a. Compositional considerations

By lifting the restriction that rocksalt-type cathodes have to be layered and remain layered upon cycling, DRX materials open up a wide compositional space for cathodes, comprising a large number of possible redox centers (Ni, Co, Mn, as in layered LMOs, but also V, Fe, Cr, Mo, Ti) often combined with  $d^0$  charge compensator metal ions ( $\text{Ti}^{4+}$ ,  $\text{Zr}^{4+}$ ,  $\text{Nb}^{5+}$ ,  $\text{Mo}^{6+}$ ). In addition, part of the oxygen content can be substituted by F. Most current studies have created prototypical materials using one each from the redox center and charge compensator categories, and limited work has been performed investigating possible synergies between multiple redox elements or charge compensators. Beyond these “functional” elements, one can imagine optimization of performance through other “non-active” elements, such as Al, Mg, *etc.*, which are commonly used as structural stabilizers in the battery field and may establish an additional handle on the type and extent of SRO present in DRX compounds. This creates a very large possible compositional space over which to design DRX materials. Though this leaves much to be investigated, we summarize below some of the basic understanding on the role of each compositional element.



Li excess is needed for percolation of 0-TM channel. While the original percolation theory indicated that >9% Li excess is needed for percolation of 0-TM channel, a higher Li content is generally found to lead to larger and more reversible capacities, as long as the amount of anion redox can be limited. In general, more anion-redox seems to lead to poor cyclability,<sup>87,118</sup> even though it may promote high capacity in the first few cycles. Short-range cation order clearly modifies percolation, and both theoretical<sup>9,22</sup> and experimental studies<sup>9,10,13–19,44,45,57–65</sup> have shown that around 10–15% Li excess is usually required for long-range Li<sup>+</sup> diffusion in DRX oxides, while about 25% Li excess enables 1 Li per f.u. to be extracted from the material during charge.

The d<sup>0</sup> charge compensator is electrochemically inactive but plays an important role in the performance of DRX materials. Specifically, it helps stabilize the disordered structure by occupying the more distorted O<sub>h</sub> sites, leaving the less distorted O<sub>h</sub> sites for the redox-active M' metal species. As evidenced by Ji *et al.*'s theoretical work,<sup>21</sup> the high-valent d<sup>0</sup> M'' determines the degree and type of SRO in the material, with important consequences on the formation of a percolating network of Li sites throughout the disordered structure. The exceptional electrochemical activity of Li stoichiometric Ti<sup>4+</sup>-containing DRXs strongly suggests that the type of SRO induced by Ti<sup>4+</sup> is particularly favorable to Li<sup>+</sup> diffusion, in good agreement with theoretical predictions (see Fig. 8).<sup>21</sup> Finally, it has been speculated that the d<sup>0</sup> element may also play a role in protecting a material with anion redox against O loss, though the precise mechanism by which this occurs is not clear.<sup>118</sup>

The redox-active metal is a critical choice. Maximizing the theoretical metal redox capacity seems to almost always improve cyclability, probably by reducing O redox activity and the associated surface modification processes. While most metals mentioned earlier appear to be reasonable choices, multi-electron redox species such as Mn<sup>2+</sup>/Mn<sup>4+</sup>, Ni<sup>2+</sup>/Ni<sup>4+</sup>, V<sup>3+</sup>/V<sup>5+</sup>, Cr<sup>3+</sup>/Cr<sup>6+</sup> or Mo<sup>3+</sup>/Mo<sup>6+</sup>, are particularly promising in this context, though full oxidation of Ni<sup>2+</sup> to Ni<sup>4+</sup> seems to be difficult in DRX materials.<sup>14,87,138,141</sup> Possible Mo dissolution in the electrolyte has been observed and needs to be investigated further before Mo is extensively used as a redox active element in practical DRX materials. In addition, Mo redox reactions take place at voltages below 2.5 V<sup>17</sup> (see Fig. 2) which, combined with a high molecular weight for Mo, results in only modest energy densities. The redox-active transition metal and its valence also influence SRO,<sup>21</sup> with divalent metal ions favoring the formation of Li<sub>4</sub> clusters (0-TM channels) and long-range Li<sup>+</sup> diffusion more than trivalent metal ions do, though a more comprehensive understanding of SRO-directing factors is still required. In this context, it is worth noting that the propensity for Mn<sup>3+</sup> to stabilize a unique orthorhombic ground state structure, *o*-LiMnO<sub>2</sub>, may lead to a specific SRO favorable to Li<sup>+</sup> diffusion in Mn<sup>3+</sup>-containing cation-disordered compounds. Finally, the choice of M' and M'' species should also be informed by their tendency to migrate from O<sub>h</sub> to T<sub>d</sub> sites on cycling, resulting in reduced Li<sup>+</sup> motion in the material. For instance, several studies have pointed out that transition metal

migration can be an issue in Mo<sup>6+</sup>-<sup>14–16</sup> and Fe<sup>3+</sup>-containing<sup>45</sup> compounds.

Anion substitution by fluorine further enlarges the design space of DRX cathodes. Fluorine comes with important benefits: the substitution of O<sup>2-</sup> by F<sup>-</sup> lowers the average valence of the anion sublattice, which allows for a greater fraction of low-valent, redox-active transition metal (such as Mn<sup>2+</sup> or Ni<sup>2+</sup>)<sup>20,87</sup> on the cation sublattice. As a result, the M redox capacity is increased, resulting in energy densities as high as 1000 W h kg<sup>-1</sup>.<sup>20</sup> While the larger fraction of transition metal redox capacity in fluorinated DRX materials improves cycling stability<sup>87</sup> by reducing the amount of anion redox on cycling, the presence of fluorine in the structure may result in additional benefits, such as enhanced surface stability or modification of the cation configuration and its stability upon cycling. These effects are currently very poorly understood. It is notable that almost no oxygen is released from highly fluorinated DRX materials even up to 5 V charge.<sup>20</sup> Since F and Li prefer to associate,<sup>42</sup> F incorporation modifies the SRO in the DRX structure, impacting the distribution of Li<sup>+</sup> diffusion channels and Li percolation. The creation of Li-rich F environments (*e.g.*, F-Li<sub>6</sub> or F-Li<sub>5</sub>M) can also cause a “Li locking” or “Li gettering” effect, whereby F ions in Li-rich environments in the as-prepared material become undercoordinated on charge and bind more strongly to the remaining Li<sup>+</sup> ions in the structure, making them unextractable within a reasonable voltage window. While it was initially believed that the solubility limit of F at a typical synthesis temperature of 1000 °C is relatively independent of composition at about 7.5 to 10% F, a more nuanced picture is that short-range order and fluorine solubility limits are highly related, with fluorine strongly preferring certain cation arrangements. In this regard, Monte Carlo simulations have proven to be a powerful tool to guide the compositional design of DRX cathodes.<sup>66,138</sup>

### b. Synthetic methods, compositional inhomogeneities and carbon embedding

Developing synthesis routes that optimize the performance of DRX materials is a field in its infancy. Most DRX materials are synthesized by classic solid-state synthesis methods around 700–1100 °C. Metastable materials, such as compounds with a high fluorine content or compositions that are not cation-disordered at typical firing temperatures, are made by extensive ball milling. DRX oxides prepared *via* a solid-state synthetic route generally consist of micron-sized particles, which are then reduced to sub-micrometer sizes by milling. In fact, most Mo<sup>6+</sup>-containing, Nb<sup>5+</sup>-containing and V<sup>5+</sup>-containing DRXs reported to date have average particle sizes ranging from 100 nm to 100 s of nm, as shown in Table 1, and generally require an excess of Li to be percolating. Hydrothermal synthesis,<sup>44,45</sup> soft chemistry approaches,<sup>46</sup> spray-drying methods<sup>47</sup> and sol-gel techniques<sup>49,53,54</sup> have been used to synthesize Ti<sup>4+</sup>-containing DRXs, resulting in smaller particles (<100 nm) and good Li percolation at stoichiometric or even sub-stoichiometric Li contents. A reduced Li content is advantageous as it enables more redox-active M species in the material, resulting in an increase in the transition metal redox



reservoir, though the high surface area of nanomaterials is problematic in terms of surface reactivity and electrode energy density. The relative importance of  $Ti^{4+}$ -induced SRO and particle size on the exceptional  $Li^+$  transport properties of  $Ti^{4+}$ -containing DRX cathodes has not yet been elucidated, hence, further studies investigating nanosized  $Mo^{6+}$ -,  $Nb^{5+}$ - and  $V^{5+}$ -containing DRXs will be useful to disentangle SRO and particle size factors.

Fluorination can lead to additional compositional inhomogeneities and more complicated SRO, requiring advanced characterization techniques to unravel details of the complex crystal structure of the cathode. To date, DRX oxyfluorides with a high F content (more than 10% or a stoichiometry of  $F_{0.2}$ ) can only be synthesized *via* mechanochemical ball milling. While these cathodes generally exhibit excellent electrochemical performance, it can be very difficult to characterize them due to the small particle size, poor crystallinity and potential presence of amorphous phases or domains. Traditional solid-state synthesis for low fluorination levels (below 10% or  $F_{0.2}$ ) yields samples with a higher crystallinity and a lower fraction of amorphous impurities. It is worth noting that LiF is the only source of F currently used to synthesize DRX oxyfluorides and is a relatively stable precursor. Alternative F precursors and advanced fluorination techniques are needed to achieve higher fluorination levels while maintaining good crystallinity. In addition, more research is required to understand the fluorine solubility in DRX materials and to establish alternative and scalable paths for the synthesis of materials with high fluorine contents.

Finally, the standard procedure for making DRX cathode films involves the use of a carbonaceous material to increase the electronic conductivity of the electrode. In the majority of cases, the precursor oxide powders are ball-milled with carbon black (or an equivalent source of carbon) to decrease the average particle size and intimately mix the active material with conductive carbon. Rather than mixing in carbon, carbon embedding or the use of a carbonaceous template during synthesis has been suggested to prevent particle agglomeration<sup>50</sup> and presumably contributes to the exceptional electrochemical performance of nanosized, Li stoichiometric  $Li_2FeV_yTi_{1-y}O_4$  compounds.<sup>53–55</sup> Hence, the exploration carbon-templated nanosized cathodes holds promise for the development of very high energy density DRX cathodes.

In summary, while the compositional and structural freedom in DRX cathodes holds tremendous promise for the Li-ion battery field, they also pose new challenges in terms of characterization and synthesis. While we have covered some of the important aspects of these materials, others, such as the low and isotropic volume expansion identified in early DRX<sup>9</sup> have not been discussed as no information exists as to how general this low volume expansion is. In particular, for solid-state batteries, the low volume expansion may be a significant advantage.

### c. Compatibility of DRX cathodes with electrolytes and anodes – full cell design

Electrolyte stability against DRX cathodes has not been at the focus of any study to date. Yet, DEMS measurements on half-cells containing a carbonate-based electrolyte and a DRX cathode hint

to electrolyte decomposition at high potentials.<sup>19,20,135</sup> In these studies, irreversible carbon dioxide gas release was observed above 4.4 V vs.  $Li^+/Li$ , but the mechanisms underlying electrolyte decomposition remain unclear. Such irreversible processes are problematic as they can lead to growth of a cathode electrolyte interphase with poor  $Li^+$  conductivity and to impedance buildup. In DRX oxyfluorides, the cathode surface is expected to be partially passivated by the presence of F, but a fluorinated surface may also reduce the electronic conductivity, and the net impact of F doping on interfacial stability has yet to be elucidated. Since electrolyte stability is directly related to the Coulombic efficiency of the full cell, it will need to be evaluated more carefully in future work.

Transition metal dissolution into the electrolyte can reduce long-term cyclability of full cells and cause impedance growth at the anode and should therefore be considered in full cell designs. In this regard, the use of a concentrated electrolyte<sup>136,149</sup> and DRX cathode surface coatings<sup>9</sup> are two promising approaches to mitigate transition metal dissolution.

Full cell studies are rare. So far, the great majority of studies on DRX cathodes have used half-cells, *i.e.*, a Li metal anode. Amongst the few full cell studies of DRX cathodes, Chen *et al.* demonstrated that the  $Li_2VO_2F$  DRX cathode exhibits comparable capacity and reasonable cyclability in a  $Li_2VO_2F$ /graphite full cell compared to a  $Li_2VO_2F/Li$  half-cell.<sup>11</sup> Similarly, the  $Li_4Ti_5O_{12}$  anode was found to be compatible with the  $Li_{2.1}Ti_{0.2}Mo_{0.7}O_2F$  DRX cathode.<sup>136</sup> The demonstration of full cells containing DRX cathodes is crucial for their commercialization and requires that the compatibility between the DRX cathode, the electrolyte and the anode be considered.

## Conclusions

Disordered lithium transition metal oxides with the rocksalt structure are an emerging class of high energy density Li-ion cathodes. These compounds exhibit a number of unique characteristics, including small volume changes during cycling and sloping voltage profiles. Most of these compounds require a  $d^0$  metal species to stabilize the disordered structure, as well as Li excess to ensure good  $Li^+$  transport. One of the main advantages of DRXs is the ability to use a wide range of transition metal species, as compared to layered oxides which are mainly based on a combination of Ni, Co and Mn species. Fe-, Ti-, and Mn-containing disordered oxides are particularly attractive in terms of sustainability and cost.

The choice of  $d^0$  metal species determines the degree and type of short-range order in the material, strongly impacting  $Li^+$  conductivity. In this respect,  $Ti^{4+}$ -containing disordered oxides have demonstrated superior Li percolation properties, even at stoichiometric or sub-stoichiometric Li contents. Particle size and compositional homogeneity are other important considerations. As compared to standard solid-state synthesis, soft chemistry, sol-gel and hydrothermal routes can result in smaller particles and fewer compositional inhomogeneities, enhancing both  $Li^+$  and electronic conduction.

As in layered Li-excess transition metal oxides, the presence of unhybridized O 2p states in the disordered structure



activates O oxidation and/or O loss at the end of charge, leading to poorly reversible electrochemistry on discharge. F substitution for O can be used to increase the transition metal redox reservoir, thereby reducing O oxidation and/or O loss at high voltage, resulting in more reversible redox reactions. Fluorinated DRXs have recently demonstrated reversible capacities > 300 mA h g<sup>-1</sup> and extremely high energy densities approaching 1000 W h kg<sup>-1</sup> over the range 1.5–5.0 V vs. Li<sup>+</sup>/Li,<sup>20</sup> holding promise for a nearly two-fold increase in the energy density of commercial Li-ion batteries.

## Conflicts of interest

There are no conflicts to declare.

## Acknowledgements

This work was partly supported by Umicore Specialty Oxides and Chemicals. Modeling work was supported by the Assistant Secretary for Energy Efficiency and Renewable Energy, Vehicle Technologies Office, of the U.S. Department of Energy under Contract No. DE-AC02-05CH11231, under the Advanced Battery Materials Research (BMR) Program. Recent work in this area also received support from the Assistant Secretary for Energy Efficiency and Renewable Energy, Vehicle Technologies Office, under the Applied Battery Materials Program, of the U.S. Department of Energy under Contract No. DE-AC02-05CH11231. The authors would like to thank Prof. Elsa Olivetti (MIT) for help with obtaining metal prices and Ms Tina Chen for proofreading the final manuscript with great care.

## References

- 1 M. Hepperle, presented at Energy Efficient Technologies and Concept of Operation, Lisbon, October, 2012.
- 2 A. Misra, presented at SciTech Forum, Kissimmee, FL, January, 2018.
- 3 E. A. Olivetti, G. Ceder, G. G. Gaustad and X. Fu, *Joule*, 2017, **1**, 229–243.
- 4 M. S. Whittingham, *Science*, 1976, **192**, 1126–1127.
- 5 D. Morgan, A. Van der Ven and G. Ceder, *Electrochem. Solid-State Lett.*, 2004, **7**, A30–A32.
- 6 A. Van der Ven, J. Bhattacharya and A. A. Belak, *Acc. Chem. Res.*, 2013, **46**, 1216–1225.
- 7 M. M. Thackeray, P. J. Johnson, L. A. de Picciotto, P. G. Bruce and J. B. Goodenough, *Mater. Res. Bull.*, 1984, **19**, 179–187.
- 8 M. N. Obrovac, O. Mao and J. R. Dahn, *Solid State Ionics*, 1998, **112**, 9–19.
- 9 J. Lee, A. Urban, X. Li, D. Su, G. Hautier and G. Ceder, *Science*, 2014, **343**, 519–522.
- 10 R. Chen, S. Ren, M. Yavuz, A. A. Guda, V. Shapovalov, R. Witter, M. Fichtner and H. Hahn, *Phys. Chem. Chem. Phys.*, 2015, **17**, 17288–17295.
- 11 R. Chen, S. Ren, M. Knapp, D. Wang, R. Witter, M. Fichtner and H. Hahn, *Adv. Energy Mater.*, 2015, **5**, 1401814.
- 12 S. Ren, R. Chen, E. Maawad, O. Dolotko, A. A. Guda, V. Shapovalov, D. Wang, H. Hahn and M. Fichtner, *Adv. Sci.*, 2015, **2**, 1500128.
- 13 N. Yabuuchi, M. Takeuchi, M. Nakayama, H. Shiiba, M. Ogawa, K. Nakayama, T. Ohta, D. Endo, T. Ozaki, T. Inamasu, K. Sato and S. Komaba, *Proc. Natl. Acad. Sci. U. S. A.*, 2015, **112**, 7650–7655.
- 14 J. Lee, D.-H. Seo, M. Balasubramanian, N. Twu, X. Li and G. Ceder, *Energy Environ. Sci.*, 2015, **8**, 3255–3265.
- 15 N. Yabuuchi, Y. Tahara, S. Komaba, S. Kitada and Y. Kajiya, *Chem. Mater.*, 2016, **28**, 416–419.
- 16 T. Matsuhara, Y. Tsuchiya, K. Yamanaka, K. Mitsuhara, T. Ohta and N. Yabuuchi, *Electrochemistry*, 2016, **84**, 797–801.
- 17 S. Hoshino, A. M. Glushenkov, S. Ichikawa, T. Ozaki, T. Inamasu and N. Yabuuchi, *ACS Energy Lett.*, 2017, **2**, 733–738.
- 18 N. Yabuuchi, M. Nakayama, M. Takeuchi, S. Komaba, Y. Hashimoto, T. Mukai, H. Shiiba, K. Sato, Y. Kobayashi, A. Nakao, M. Yonemura, K. Yamanaka, K. Mitsuhara and T. Ohta, *Nat. Commun.*, 2016, **7**, 13814.
- 19 W. H. Kan, D. Chen, J. K. Papp, A. K. Shukla, A. Huq, C. M. Brown, B. D. McCloskey and G. Chen, *Chem. Mater.*, 2018, **30**, 1655–1666.
- 20 J. Lee, D. A. Kitchaev, D.-H. Kwon, C.-W. Lee, J. K. Papp, Y.-S. Liu, Z. Lun, R. J. Clément, T. Shi, B. D. McCloskey, J. Guo, M. Balasubramanian and G. Ceder, *Nature*, 2018, **556**, 185–190.
- 21 H. Ji, A. Urban, D. A. Kitchaev, D.-H. Kwon, N. Artrith, C. Ophus, W. Huang, Z. Cai, T. Shi, J. C. Kim, H. Kim and G. Ceder, *Nat. Commun.*, 2019, **10**, 592.
- 22 A. Urban, J. Lee and G. Ceder, *Adv. Energy Mater.*, 2014, **4**, 1400478.
- 23 J. Reed and G. Ceder, *Chem. Rev.*, 2004, **104**, 4513–4534.
- 24 U.S. Geological Survey, 2019, Mineral commodity summaries 2019: U.S. Geological Survey, p. 200, <https://doi.org/10.3133/70202434>.
- 25 T. A. Hewston and B. L. Chamberland, *J. Phys. Chem. Solids*, 1987, **48**, 97–108.
- 26 E. J. Wu, P. D. Tapesch and G. Ceder, *Philos. Mag. B*, 1998, **77**, 1039–1047.
- 27 H. J. Orman and P. J. Wiseman, *Acta Crystallogr., Sect. C: Cryst. Struct. Commun.*, 1984, **40**, 12–14.
- 28 W. Rüdorff and H. Becker, *Z. Naturforsch. B*, 1954, **9**, 614–615.
- 29 L. D. Dyer, B. S. Borie Jr. and G. P. Smith, *J. Am. Chem. Soc.*, 1954, **76**, 1499–1503.
- 30 R. Hoppe, *Angew. Chem.*, 1959, **71**, 457.
- 31 C. J. M. Rooymans, *Z. Anorg. Allg. Chem.*, 1961, **313**, 234–235.
- 32 R. Hoppe, B. Schepers, H.-J. Rohrborn and E. Vielhaber, *Z. Anorg. Allg. Chem.*, 1965, **339**, 130–143.
- 33 W. D. Johnston and R. R. Heikes, *J. Am. Chem. Soc.*, 1956, **78**, 3255–3260.



- 34 J. B. Goodenough, *J. Phys. Radium*, 1959, **20**, 155–159.
- 35 J. D. Dunitz and L. E. Orgel, *J. Phys. Chem. Solids*, 1957, **3**, 20–29.
- 36 E. Rossen, J. N. Reimers and J. R. Dahn, *Solid State Ionics*, 1993, **62**, 53–60.
- 37 E. Lee, J. Blauwkamp, F. C. Castro, J. Wu, V. P. Dravid, P. Yan, C. Wang, S. Kim, C. Wolverton, R. Benedek, F. Dogan, J. S. Park, J. R. Croy and M. M. Thackeray, *ACS Appl. Mater. Interfaces*, 2016, **8**, 27720–27729.
- 38 R. J. Gummow and M. M. Thackeray, *Solid State Ionics*, 1992, **53–56**, 681–687.
- 39 J. Reed and G. Ceder, *Electrochem. Solid-State Lett.*, 2002, **5**, A145–A148.
- 40 C. Wolverton and A. Zunger, *Phys. Rev. B: Condens. Matter Mater. Phys.*, 1998, **57**, 2242–2252.
- 41 A. Urban, I. Matts, A. Abdellahi and G. Ceder, *Adv. Energy Mater.*, 2016, **6**, 1600488.
- 42 W. D. Richards, S. T. Dacek, D. A. Kitchaev and G. Ceder, *Adv. Energy Mater.*, 2017, 1701533.
- 43 S. L. Glazier, J. Li, J. Zhou, T. Bond and J. R. Dahn, *Chem. Mater.*, 2015, **27**, 7751–7756.
- 44 H. Shigemura, M. Tabuchi, H. Sakaebe, H. Kobayashi and H. Kageyama, *J. Electrochem. Soc.*, 2003, **150**, A638–A644.
- 45 M. Tabuchi, A. Nakashima, H. Shigemura, K. Ado, H. Kobayashi, H. Sakaebe, K. Tatsumi, H. Kageyama, T. Nakamura and R. Kanno, *J. Mater. Chem.*, 2003, **13**, 1747–1757.
- 46 S. Prabaharan, M. S. Michael, H. Ikuta, Y. Uchimoto and M. Wakihara, *Solid State Ionics*, 2004, **172**, 39–45.
- 47 L. Zhang, H. Noguchi, D. Li, T. Muta, X. Wang, M. Yoshio and I. Taniguchi, *J. Power Sources*, 2008, **185**, 534–541.
- 48 M. Yang, X. Zhao, Y. Bian, L. Ma, Y. Ding and X. Shen, *J. Mater. Chem.*, 2012, **22**, 6200–6205.
- 49 X. Zhang, L. Yang, F. Hao, H. Chen, M. Yang and D. Fang, *Nanomaterials*, 2015, **5**, 1985–1994.
- 50 M. Kuzma, R. Dominko, A. Meden, D. Makovec, M. Bele, J. Jamnik and M. Gabersček, *J. Power Sources*, 2009, **189**, 81–88.
- 51 M. Kuzma, R. Dominko, D. Hanžel, A. Kodre, I. Arčon, A. Meden and M. Gabersček, *J. Electrochem. Soc.*, 2009, **156**, A809–A816.
- 52 A. Kitajou, K. Tanaka, H. Miki, H. Koga, T. Okajima and S. Okada, *Electrochemistry*, 2016, **84**, 597–600.
- 53 M. Yang, X. Zhao, C. Yao, Y. Kong, L. Ma and X. Shen, *Mater. Technol.*, 2016, **31**, 537–543.
- 54 R. Chen, R. Witte, R. Heinzmann, S. Ren, S. Mangold, H. Hahn, R. Hempelmann, H. Ehrenberg and S. Indris, *Phys. Chem. Chem. Phys.*, 2016, **18**, 7695–7701.
- 55 R. Dominko, C. V.-A. Garrido, M. Bele, M. Kuzma, I. Arcon and M. Gaberscek, *J. Power Sources*, 2011, **196**, 6856–6862.
- 56 A. Urban, A. Abdellahi, S. Dacek, N. Artrith and G. Ceder, *Phys. Rev. Lett.*, 2017, **119**, 176402.
- 57 R. Wang, X. Li, L. Liu, J. Lee, D.-H. Seo, S.-H. Bo, A. Urban and G. Ceder, *Electrochem. Commun.*, 2015, **60**, 70–73.
- 58 N. Yabuuchi, M. Takeuchi, S. Komaba, S. Ichikawa, T. Ozaki and T. Inamasu, *Chem. Commun.*, 2016, **52**, 2051–2054.
- 59 M. Nakajima and N. Yabuuchi, *Chem. Mater.*, 2017, **29**, 6927–6935.
- 60 C. Delmas, S. Brèthes and M. Ménétrier, *J. Power Sources*, 1991, **34**, 113–118.
- 61 V. Pralong, V. Gopal, V. Caignaert, V. Duffort and B. Raveau, *Chem. Mater.*, 2011, **24**, 12–14.
- 62 S. Liu, X. Feng, X. Wang, X. Shen, E. Hu, R. Xiao, R. Yu, H. Yang, N. Song, Z. Wang, X. Yang and L. Chen, *Adv. Energy Mater.*, 2018, **149**, 1703092.
- 63 M. Freire, N. V. Kosova, C. Jordy, D. Chateigner, O. I. Lebedev, A. Maignan and V. Pralong, *Nat. Mater.*, 2016, **15**, 173–177.
- 64 M. Freire, M. Diaz-Lopez, P. Bordet, C. V. Colin, O. I. Lebedev, N. V. Kosova, C. Jordy, D. Chateigner, A. L. Chuvilin, A. Maignan and V. Pralong, *J. Mater. Chem. A*, 2018, **6**, 5156–5165.
- 65 M. Freire, O. I. Lebedev, A. Maignan, C. Jordy and V. Pralong, *J. Mater. Chem. A*, 2017, **5**, 21898–21902.
- 66 D. A. Kitchaev, Z. Lun, W. D. Richards, H. Ji, R. J. Clément, M. Balasubramanian, D.-H. Kwon, K. Dai, J. K. Papp, T. Lei, B. D. McCloskey, W. Yang, J. Lee and G. Ceder, *Energy Environ. Sci.*, 2018, **104**, 4271.
- 67 E. M. Gutman, *Mechanochemistry of Solid Surfaces*, World Scientific Publishing Co. Inc., Singapore, 1994.
- 68 F. Dacheville and R. Roy, *J. Geol.*, 1964, **72**, 243–247.
- 69 A. Van der Ven and G. Ceder, *Electrochem. Solid-State Lett.*, 2000, **3**, 301–304.
- 70 A. Van der Ven and G. Ceder, *J. Power Sources*, 2001, **97–98**, 529–531.
- 71 M. Catti, *Phys. Rev. B: Condens. Matter Mater. Phys.*, 2000, **61**, 1795–1803.
- 72 K. Kang and G. Ceder, *Phys. Rev. B: Condens. Matter Mater. Phys.*, 2006, **74**, 094105.
- 73 K. Kang, Y. S. Meng, J. Breger, C. P. Grey and G. Ceder, *Science*, 2006, **311**, 977–980.
- 74 R. J. Clément, D. Kitchaev, J. Lee and G. Ceder, *Chem. Mater.*, 2018, **30**, 6945–6956.
- 75 W. H. Kan, B. Deng, Y. Xu, A. K. Shukla, T. Bo, S. Zhang, J. Liu, P. Pianetta, B.-T. Wang, Y. Liu and G. Chen, *Chem*, 2018, **4**, 2108–2123.
- 76 M. A. Jones, P. J. Reeves, I. D. Seymour, M. J. Cliffe, S. E. Dutton and C. P. Grey, *Chem. Commun.*, 2019, **55**, 9027–9030.
- 77 D. D. Fontaine, *J. Phys. Chem. Solids*, 1973, **34**, 1285–1304.
- 78 F. Ducastelle, in *Order and Phase Stability in Alloys*, ed. K. Terakura and H. Akai, Springer Berlin Heidelberg, Berlin, Heidelberg, 1993, pp. 133–142.
- 79 L. Reinhard and S. C. Moss, *Ultramicroscopy*, 1993, **52**, 223–232.
- 80 M. A. Jones, P. J. Reeves, I. D. Seymour, M. J. Cliffe, S. E. Dutton and C. P. Grey, *Chem. Commun.*, 2019, **55**, 9027–9030.
- 81 I. Hung, L. Zhou, F. Pourpoint, C. P. Grey and Z. Gan, *J. Am. Chem. Soc.*, 2012, **134**, 1898–1901.
- 82 R. De Ridder, G. van Tendeloo and S. Amelinckx, *Acta Crystallogr., Sect. A: Cryst. Phys., Diffr., Theor. Gen. Crystallogr.*, 1976, **32**, 216–224.



- 83 M. Saubanère, M. Ben Yahia, S. Lebègue and M.-L. Doublet, *Nat. Commun.*, 2014, **5**, 5559.
- 84 A. Abdellahi, A. Urban, S. Dacek and G. Ceder, *Chem. Mater.*, 2016, **28**, 3659–3665.
- 85 Y. Lyu, L. Ben, Y. Sun, D. Tang, K. Xu, L. Gu, R. Xiao, H. Li, L. Chen and X. Huang, *J. Power Sources*, 2015, **273**, 1218–1225.
- 86 S.-H. Bo, X. Li, A. J. Toumar and G. Ceder, *Chem. Mater.*, 2016, **28**, 1419–1429.
- 87 J. Lee, J. K. Papp, R. J. Clément, S. Sallis, D.-H. Kwon, T. Shi, W. Yang, B. D. McCloskey and G. Ceder, *Nat. Commun.*, 2017, **8**, 981.
- 88 H. Kim, J. C. Kim, M. Bianchini, D.-H. Seo, J. R. Garcia and G. Ceder, *Adv. Energy Mater.*, 2018, **8**, 1702384.
- 89 A. Van der Ven, M. K. Aydinol, G. Ceder, G. Kresse and J. Hafner, *Phys. Rev. B: Condens. Matter Mater. Phys.*, 1998, **58**, 2975–2987.
- 90 A. Abdellahi, A. Urban, S. Dacek and G. Ceder, *Chem. Mater.*, 2016, **28**, 5373–5383.
- 91 J. Bréger, Y. S. Meng, Y. Hinuma, S. Kumar, K. Kang, Y. Shao-Horn, A. G. Ceder and C. P. Grey, *Chem. Mater.*, 2006, **18**, 4768–4781.
- 92 W.-S. Yoon, K.-B. Kim, M.-G. Kim, M.-K. Lee, H.-J. Shin and J.-M. Lee, *J. Electrochem. Soc.*, 2002, **149**, A1305–A1309.
- 93 W.-S. Yoon, M. Balasubramanian, K.-Y. Chung, X.-Q. Yang, J. McBreen, C. P. Grey and D. A. Fischer, *J. Am. Chem. Soc.*, 2005, **127**, 17479–17487.
- 94 L. Dahéron, R. Dedryvère, H. Martinez, M. Ménétrier, C. Denage, C. Delmas and D. Gonbeau, *Chem. Mater.*, 2007, **20**, 583–590.
- 95 N. Yabuuchi, K. Yoshii, S.-T. Myung, I. Nakai and S. Komaba, *J. Am. Chem. Soc.*, 2011, **133**, 4404–4419.
- 96 H. Koga, L. Croguennec, M. Ménétrier, K. Dohhil, S. Belin, L. Bourgeois, E. Suard, F. Weill and C. Delmas, *J. Electrochem. Soc.*, 2013, **160**, A786–A792.
- 97 H. Koga, L. Croguennec, M. Ménétrier, P. Mannesiez, F. Weill and C. Delmas, *J. Power Sources*, 2013, **236**, 250–258.
- 98 M. Sathiya, G. Rousse, K. Ramesha, C. P. Laisa, H. Vezin, M. T. Sougrati, M.-L. Doublet, D. Foix, D. Gonbeau, W. Walker, A. S. Prakash, M. Ben Hassine, L. Dupont and J.-M. Tarascon, *Nat. Mater.*, 2013, **12**, 827–835.
- 99 M. Sathiya, A. M. Abakumov, D. Foix, G. Rousse, K. Ramesha, M. Saubanère, M.-L. Doublet, H. Vezin, C. P. Laisa, A. S. Prakash, D. Gonbeau, G. VanTendeloo and J.-M. Tarascon, *Nat. Mater.*, 2015, **14**, 230–238.
- 100 E. McCalla, A. M. Abakumov, M. Saubanère, D. Foix, E. J. Berg, G. Rousse, M.-L. Doublet, D. Gonbeau, P. Novák, G. Van Tendeloo, R. Dominko and J.-M. Tarascon, *Science*, 2015, **350**, 1516–1521.
- 101 G. Assat, C. Delacourt, D. A. D. Corte and J.-M. Tarascon, *J. Electrochem. Soc.*, 2016, **163**, A2965–A2976.
- 102 K. Luo, M. R. Roberts, R. Hao, N. Guerrini, D. M. Pickup, Y.-S. Liu, K. Edström, J. Guo, A. V. Chadwick, L. C. Duda and P. G. Bruce, *Nat. Chem.*, 2016, **8**, 684–691.
- 103 S. Hy, H. Liu, M. Zhang, D. Qian, B.-J. Hwang and Y. S. Meng, *Energy Environ. Sci.*, 2016, **9**, 1931–1954.
- 104 G. Assat, D. Foix, C. Delacourt, A. Iadecola, R. Dedryvère and J.-M. Tarascon, *Nat. Commun.*, 2017, **8**, 2219.
- 105 W. E. Gent, K. Lim, Y. Liang, Q. Li, T. Barnes, S.-J. Ahn, K. H. Stone, M. McIntire, J. Hong, J. H. Song, Y. Li, A. Mehta, S. Ermon, T. Tylliszczak, D. Kilcoyne, D. Vine, J.-H. Park, S.-K. Doo, M. F. Toney, W. Yang, D. Prendergast and W. C. Chueh, *Nat. Commun.*, 2017, **8**, 2091.
- 106 B. Li and D. Xia, *Adv. Mater.*, 2017, **29**, 1701054.
- 107 E. Lee and K. A. Persson, *Adv. Energy Mater.*, 2014, **4**, 1400498.
- 108 J. Hong, W. E. Gent, P. Xiao, K. Lim, D.-H. Seo, J. Wu, P. M. Csernica, C. J. Takacs, D. Nordlund, C.-J. Sun, K. H. Stone, D. Passarello, W. Yang, D. Prendergast, G. Ceder, M. F. Toney and W. C. Chueh, *Nat. Mater.*, 2019, **18**, 256–265.
- 109 Z. Lu and J. R. Dahn, *J. Electrochem. Soc.*, 2002, **149**, A815–A822.
- 110 A. R. Armstrong, A. D. Robertson and P. G. Bruce, *J. Power Sources*, 2005, **146**, 275–280.
- 111 S. F. Amalraj, B. Markovsky, D. Sharon, M. Talianker, E. Zinigrad, R. Persky, O. Haik, J. Grinblat, J. Lampert, M. Schulz-Dobrick, A. Garsuch, L. Burlaka and D. Aurbach, *Electrochim. Acta*, 2012, **78**, 32–39.
- 112 M. Gu, I. Belharouak, J. Zheng, H. Wu, J. Xiao, A. Genc, K. Amine, S. Thevuthasan, D. R. Baer, J.-G. Zhang, N. D. Browning, J. Liu and C. Wang, *ACS Nano*, 2012, **7**, 760–767.
- 113 J. Rana, M. Stan, R. Kloepsch, J. Li, G. Schumacher, E. Welter, I. Zizak, J. Banhart and M. Winter, *Adv. Energy Mater.*, 2013, **4**, 1300998.
- 114 D. Mohanty, J. Li, D. P. Abraham, A. Huq, E. A. Payzant, D. L. Wood III and C. Daniel, *Chem. Mater.*, 2014, **26**, 6272–6280.
- 115 M. Saubanère, E. McCalla, J.-M. Tarascon and M.-L. Doublet, *Energy Environ. Sci.*, 2016, **9**, 984–991.
- 116 Y. Xie, M. Saubanère and M.-L. Doublet, *Energy Environ. Sci.*, 2017, **10**, 266–274.
- 117 M. Ben Yahia, J. Vergnet, M. Saubanère and M.-L. Doublet, *Nat. Mater.*, 2019, **18**, 496–502.
- 118 D. Chen, W. H. Kan and G. Chen, *Adv. Energy Mater.*, 2019, **9**, 1901255.
- 119 J. B. Goodenough and K.-S. Park, *J. Am. Chem. Soc.*, 2013, **135**, 1167–1176.
- 120 J. B. Goodenough and Y. Kim, *J. Power Sources*, 2011, **196**, 6688–6694.
- 121 M. K. Aydinol, A. F. Kohan, G. Ceder, K. Cho and J. Joannopoulos, *Phys. Rev. B: Condens. Matter Mater. Phys.*, 1997, **56**, 1354–1365.
- 122 D.-H. Seo, J. Lee, A. Urban, R. Malik, S. Kang and G. Ceder, *Nat. Chem.*, 2016, **8**, 692–697.
- 123 S. Kang, Y. Mo, S. P. Ong and G. Ceder, *Chem. Mater.*, 2013, **25**, 3328–3336.
- 124 U. Maitra, R. A. House, J. W. Somerville, N. Tapia-Ruiz, J. G. Lozano, N. Guerrini, R. Hao, K. Luo, L. Jin, M. A. Pérez-Osorio, F. Massel, D. M. Pickup, S. Ramos, X. Lu, D. E. McNally, A. V. Chadwick, F. Giustino,



- T. Schmitt, L. C. Duda, M. R. Roberts and P. G. Bruce, *Nat. Chem.*, 2018, **10**, 288–295.
- 125 C. Ma, J. Alvarado, J. Xu, R. J. Clément, M. Kodur, W. Tong, C. P. Grey and Y. S. Meng, *J. Am. Chem. Soc.*, 2017, **139**, 4835–4845.
- 126 B. M. de Boisse, S.-I. Nishimura, E. Watanabe, L. Lander, A. Tsuchimoto, J. Kikkawa, E. Kobayashi, D. Asakura, M. Okubo and A. Yamada, *Adv. Energy Mater.*, 2018, **8**, 1800409.
- 127 N. Tran, L. Croguennec, M. Ménétrier, F. Weill, P. Biensan, C. Jordy and C. Delmas, *Chem. Mater.*, 2008, **20**, 4815–4825.
- 128 A. R. Armstrong, M. Holzapfel, P. Novák, C. S. Johnson, S.-H. Kang, M. M. Thackeray and P. G. Bruce, *J. Am. Chem. Soc.*, 2006, **128**, 8694–8698.
- 129 M. D. Radin, J. Vinckevičiūtė, R. Seshadri and A. Van der Ven, *Nat. Energy*, 2019, **4**, 639–646.
- 130 M. Ménétrier, J. Bains, L. Croguennec, A. Flambard, E. Bekaert, C. Jordy, P. Biensan and C. Delmas, *J. Solid State Chem.*, 2008, **181**, 3303–3307.
- 131 L. Croguennec, J. Bains, M. Ménétrier, A. Flambard, E. Bekaert, C. Jordy, P. Biensan and C. Delmas, *J. Electrochem. Soc.*, 2009, **156**, A349–A355.
- 132 R. Chen, S. Ren, X. Mu, E. Maawad, S. Zander, R. Hempelmann and H. Hahn, *ChemElectroChem*, 2016, **3**, 892–895.
- 133 N. Takeda, S. Hoshino, L. Xie, S. Chen, I. Ikeuchi, R. Natsui, K. Nakura and N. Yabuuchi, *J. Power Sources*, 2017, **367**, 122–129.
- 134 R. A. House, L. Jin, U. Maitra, K. Tsuruta, J. W. Somerville, D. P. Förstermann, F. Massel, L. Duda, M. R. Roberts and P. G. Bruce, *Energy Environ. Sci.*, 2018, **11**, 926–932.
- 135 Z. Lun, B. Ouyang, D. A. Kitchaev, R. J. Clément, J. K. Papp, M. Balasubramanian, Y. Tian, T. Lei, T. Shi, B. D. McCloskey, J. Lee and G. Ceder, *Adv. Energy Mater.*, 2019, **9**, 1802959.
- 136 N. Takeda, I. Ikeuchi, R. Natsui, K. Nakura and N. Yabuuchi, *ACS Appl. Energy Mater.*, 2019, **2**, 1629–1633.
- 137 E. Zhao, Q. Li, F. Meng, J. Liu, J. Wang, L. He, Z. Jiang, Q. Zhang, X. Yu, L. Gu, W. Yang, H. Li, F. Wang and X. Huang, *Angew. Chem., Int. Ed.*, 2019, **58**, 4323–4327.
- 138 H. Ji, D. A. Kitchaev, Z. Lun, H. Kim, E. Foley, D.-H. Kwon, Y. Tian, M. Balasubramanian, M. Bianchini, Z. Cai, R. J. Clément, J. C. Kim and G. Ceder, *Chem. Mater.*, 2019, **31**, 2431–2442.
- 139 Q. Wang, A. Sarkar, Di Wang, L. Velasco, R. Azmi, S. S. Bhattacharya, T. Bergfeldt, A. Düvel, P. Heitjans, T. Brezesinski, H. Hahn and B. Breitung, *Energy Environ. Sci.*, 2019, **6**, 8485.
- 140 Z. Lun, B. Ouyang, Z. Cai, R. J. Clément, D.-H. Kwon, J. Huang, J. K. Papp, M. Balasubramanian, Y. Tian, B. D. McCloskey, H. Ji, H. Kim, D. A. Kitchaev and G. Ceder, *Chem*, 2020, DOI: 10.1016/j.chempr.2019.10.001.
- 141 E. Zhao, L. He, B. Wang, X. Li, J. Zhang, Y. Wu, J. Chen, S. Zhang, T. Liang, Y. Chen, X. Yu, H. Li, L. Chen, X. Huang, H. Chen and F. Wang, *Energy Storage Mater.*, 2019, **16**, 354–363.
- 142 I. Källquist, A. J. Naylor, C. Baur, J. Chable, J. Kullgren, M. Fichtner, K. Edström, D. Brandell and M. Hahlin, *Chem. Mater.*, 2019, **31**, 6084–6096.
- 143 S. Zheng, D. Liu, L. Tao, X. Fan, K. Liu, G. Liang, A. Dou, M. Su, Y. Liu and D. Chu, *J. Alloys Compd.*, 2019, **773**, 1–10.
- 144 M. A. Cambaz, B. P. Vinayan, H. Geßwein, A. Schiele, A. Sarapulova, T. Diemant, A. Mazilkin, T. Brezesinski, R. J. Behm, H. Ehrenberg and M. Fichtner, *Chem. Mater.*, 2019, **31**, 4330–4340.
- 145 Y. Shin, W. H. Kan, M. Aykol, J. K. Papp, B. D. McCloskey, G. Chen and K. A. Persson, *Nat. Commun.*, 2018, **9**, 4597.
- 146 R. Kataoka, N. Taguchi, T. Kojima, N. Takeichi and T. Kiyobayashi, *J. Mater. Chem. A*, 2019, **7**, 5381–5390.
- 147 Y. Sun, Z. Wang, X. Huang and L. Chen, *J. Power Sources*, 2005, **146**, 678–681.
- 148 Y. Liu, S. Zheng, H. Wan, A. Dou, D. Chu and M. Su, *J. Alloys Compd.*, 2017, **728**, 659–668.
- 149 M. A. Cambaz, B. P. Vinayan, H. Euchner, S. A. Pervez, H. Geßwein, T. Braun, A. Gross and M. Fichtner, *ACS Appl. Mater. Interfaces*, 2019, **11**, 39848–39858.

