

## RESEARCH ARTICLE

View Article Online  
View Journal | View IssueCite this: *Org. Chem. Front.*, 2015, 2, 492Regio- and stereoselective synthesis of  $\alpha$ -hydroxy- $\beta$ -azido tetrazoles†Pierre Quinodoz,<sup>a</sup> Cheikh Lo,<sup>a</sup> Mikhail Kletskii,<sup>b</sup> Oleg Burov,<sup>b</sup> Jérôme Marrot<sup>a</sup> and François Couty\*<sup>a</sup>

Unreported  $\alpha$ -hydroxy- $\beta$ -azido tetrazoles were prepared in one step from readily available  $\alpha,\beta$ -epoxy nitriles. This reaction involves a dibutyltin oxide-catalyzed cycloaddition of the nitrile reacting with TMSN<sub>3</sub> leading to the tetrazole moiety, and opening of the epoxide by the azide anion. High levels of regio- and stereoselectivity are obtained in this reaction and are discussed, also by means of quantum mechanical DFT calculations. The azido group in these compounds could be uneventfully reduced to the corresponding amine thus leading to an  $\alpha$ -hydroxy- $\beta$ -amino tetrazole, surrogate of the corresponding carboxylic acid, while reaction with triphenylphosphine led to propargylic amines.

Received 23rd December 2014,  
Accepted 12th March 2015

DOI: 10.1039/c4qo00345d

rsc.li/frontiers-organic

## Introduction

Tetrazoles have found applications in various domains including energetic materials, owing to their high nitrogen content, and medicinal chemistry, due to the fact that 5-substituted tetrazoles (5-ST) are bioisosteres of carboxylic acids.<sup>1</sup> This last property has been notably popularized with the release of the antihypertensive drug Losartan,<sup>2</sup> which soon became a blockbuster. The synthesis of tetrazoles has been extensively studied, cycloaddition of azides (anion or derivatives) with nitriles being the most popular way to efficiently produce this heterocycle. Many key improvements in this reaction, which can be promoted either by Brønsted or Lewis acids have appeared, including the use of sodium azide or TMSN<sub>3</sub> with NH<sub>4</sub>Cl,<sup>3</sup> ZnBr<sub>2</sub>,<sup>4</sup> Me<sub>3</sub>Al,<sup>5</sup> I<sub>2</sub>,<sup>6</sup> or AgNO<sub>3</sub>.<sup>7</sup> Microwave irradiation<sup>8</sup> has also been used with much success, but this reaction still requires elevated temperatures (typically above 100 °C) to proceed, thus narrowing its scope to quite robust nitriles. Another possibility lies in the use of dibutyltin oxide as a catalyst, in conjunction with TMSN<sub>3</sub>.<sup>9</sup> In contrast to the above methods, this reaction involves neutral reaction medium and a weak Lewis acid, thus allowing cycloaddition of nitriles fitted with a Lewis base, such as amino nitriles.<sup>10</sup> We therefore decided to study this cycloaddition with  $\alpha,\beta$ -epoxy nitriles,

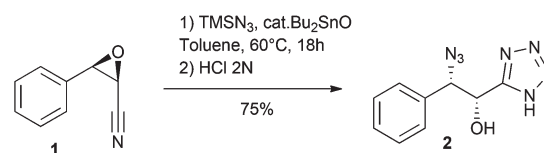
aiming at the preparation of functionalized tetrazoles suitable for further synthetic transformations. Our findings are exposed in the next section.

## Results

We first studied reaction depicted in Scheme 1 with epoxide **1**, readily prepared by a Darzens reaction.<sup>11</sup> Thus, reacting this epoxide (18 h) in toluene at 60 °C with TMSN<sub>3</sub> (5 equiv.) and a substoichiometric amount of Bu<sub>2</sub>SnO (0.5 equiv.) led, after acidic hydrolysis, to the  $\alpha$ -hydroxy- $\beta$ -azido tetrazole **2** in good yield. Much to our delight, this reaction, involving both cycloaddition and epoxide opening, occurred with high regioselectivity and complete inversion at the  $\beta$ -carbon.<sup>12</sup> The structure of **2** was verified by X-ray crystallography (see ESI†).<sup>13</sup>

We were surprised by the low temperature required for completion of this reaction and we first screened the amount of catalyst and TMSN<sub>3</sub> needed in order to maintain a high yield. Reactions were run in toluene at 60 °C for 18 h. (Table 1).

Increasing the amount of Bu<sub>2</sub>SnO (entry 2) gave an excellent yield of **2**, and lowering the amount of TMSN<sub>3</sub> to three equiv. (entry 3) maintained a high yield, but decreasing of the



**Scheme 1** Bu<sub>2</sub>SnO-catalyzed reaction of epoxynitrile **1** with TMSN<sub>3</sub> leads regioselectively to  $\alpha$ -hydroxy  $\beta$ -azido tetrazole **2**.

<sup>a</sup>Institut Lavoisier de Versailles, UMR 8180. Université de Versailles St-Quentin en Yvelines. 45, av. des Etats-Unis, 78035 Versailles Cedex, France.

E-mail: couty@chimie.uvsq.fr; http://www.ilv.uvsq.fr/; Fax: +33 (0) 1 39 25 44 52

<sup>b</sup>Department of Chemistry, Southern Federal University, 7, Zorge St., 344090 Rostov-on-Don, Russian Federation

† Electronic supplementary information (ESI) available: Experimental procedures for all compounds, copies of <sup>1</sup>H and <sup>13</sup>C NMR data for all compounds, X-ray data for **2**. CCDC 1036722. For ESI and crystallographic data in CIF or other electronic format see DOI: 10.1039/c4qo00345d



**Table 1** Screening of the optimal amount of  $\text{Bu}_2\text{SnO}$  and  $\text{TMSN}_3$ 

Entry	$\text{TMSN}_3$ (equiv.)	$\text{Bu}_2\text{SnO}$ (equiv.)	Yield (%)
1	5	0.5	75
2	5	2	92
3	3	0.5	85
4	2.5	0.5	70
5	3	0.2	60
6	1	1	Trace <sup>a</sup>

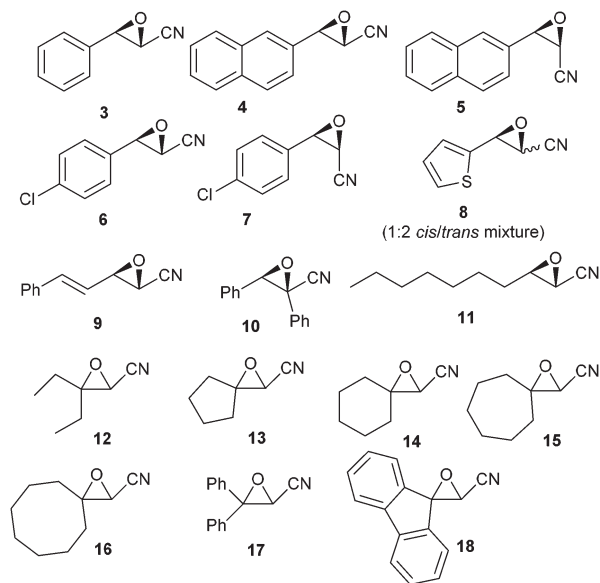
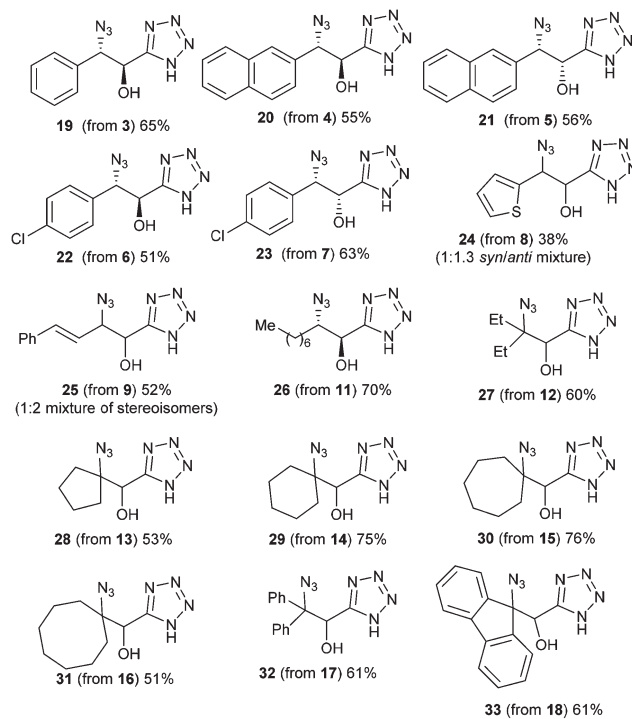
<sup>a</sup>  $\beta$ -chloro- $\alpha$ -azido tetrazole was isolated after acidic hydrolysis in 33% yield.

amount of catalyst to 20 mol% lowered the yield significantly (entry 5). In order to determine which event first occurred (cycloaddition or epoxide opening), we also used one equivalent of  $\text{TMSN}_3$  and  $\text{Bu}_2\text{SnO}$  (preheated until dissolution) and isolated after reaction and acidic workup  $\beta$ -chloro- $\alpha$ -hydroxy tetrazole, resulting from the opening of the epoxide by the chloride anion (entry 6), suggesting that cycloaddition first occurs. Thus, we chose to examine the scope of this reaction with other epoxides (shown in Fig. 1) with 3 equiv. of  $\text{TMSN}_3$ , using 50 mol% of  $\text{Bu}_2\text{SnO}$  (conditions of entry 3). Structures of the isolated compounds are shown in Fig. 2.

As depicted in these figures, the scope of this reaction was very good, tolerating aryl, alkenyl and alkyl groups at the  $\beta$ -position of the epoxide. Yields are modest to good (38–76%) and these compounds are isolated as crystalline materials.‡  $\beta$ -Disubstituted epoxides **12–18** also reacted very well and tertiary azides were obtained in good yields. Only  $\alpha$ -disubstituted epoxide **10** failed to react in these conditions, leaving unreacted starting material. Regioselectivity was constantly excellent, leading to a unique  $\beta$ -azido regioisomer whatever the degree and the nature of substitution at the  $\beta$ -carbon. The stereoselectivity of this reaction could be evaluated with the *cis* or *trans* epoxides **1**, **3–9** and **11**. For **1**, **3–7** and **11** the reaction appears to be stereospecific and involves an inversion at the  $\beta$ -carbon as shown from the X-ray structure of **2** and slightly different NMR data for diastereoisomers **2**: **19**, **20**: **21** and **22**: **23** (see ESI†). Starting with **8** (1:2 *cis*-*trans* mixture), a 1:1.3 mixture of isomers **24** was obtained, albeit in low yield, which also might reflect the stereospecificity of this reaction. Only the starting *trans* epoxide **9** reacted with epimerization at the  $\beta$ -carbon, leading to **25** as a 1:2 mixture of diastereoisomers.

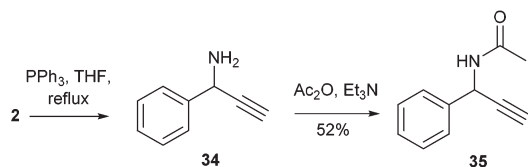
Next we briefly examined the reactivity of these  $\alpha$ -hydroxy- $\beta$ -azido tetrazoles. We first tried to reduce the azido moiety into an amino group, in order to access  $\alpha$ -hydroxy- $\beta$ -amino tetrazoles,<sup>14</sup> which can be viewed as surrogates of the corresponding  $\alpha$ -hydroxy- $\beta$ -amino acid.<sup>15</sup> The latter compounds occupy a very important place within the family of  $\beta$ -amino acids, being constituents of several drugs and natural mole-

‡ Due to the high nitrogen content of these compounds, hazards resulting from violent decomposition must be anticipated, though we have never observed such behaviour with these compounds.

**Fig. 1** Structures of the cyanopoxides used to examine the scope of this reaction.**Fig. 2** Structures and yields of the produced isolated  $\alpha$ -hydroxy- $\beta$ -azido tetrazoles.

cules such as *inter alia* Taxol,<sup>16</sup> Taxotere,<sup>17</sup> Bestatin,<sup>18</sup> Microginin<sup>19</sup> and the HIV protease inhibitor R-87366.<sup>20</sup> Moreover,  $\alpha$ -hydroxy- $\beta$ -amino tetrazoles have found uses in the design of bioactive peptides with *cis*-conformationally restricted peptide bonds.<sup>21</sup>





**Scheme 2** Reaction of  $\alpha$ -hydroxy- $\beta$ -azido tetrazole **2** with triphenylphosphine leads to the formation of propargylamine **34**.

Thus, aiming to reduce the azido through Staudinger conditions, **2** was reacted with triphenylphosphine in refluxing THF for 2 h, but the crude reaction mixture unexpectedly showed formation of propargylic amine **34**, together with phosphine oxide. This compound was acetylated for easier purification and **35** was isolated with an overall yield of 52% (Scheme 2).

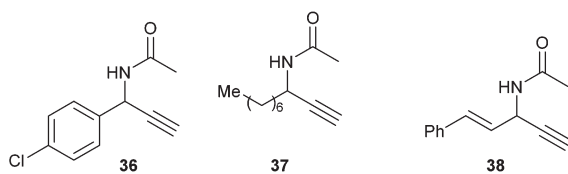
The scope of this reaction, conducted in one pot without isolation of the intermediate amine, was briefly screened (Table 2 and Fig. 3) and it was found to be general, with yields varying from 23 to 71% in the case of secondary azides. However, no trace of acetylenic compound could be detected in the crude reaction mixture starting from tertiary azides **28** or **32**.

Alternatively, Pd/C-catalyzed hydrogenation of **19** led quantitatively to the  $\alpha$ -hydroxy- $\beta$ -amino tetrazole **39** as its chlorohydrate salt (Scheme 3).

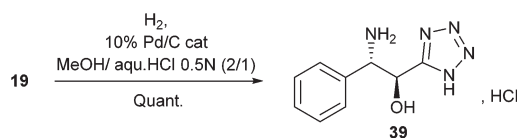
**Table 2** Reaction of  $\alpha$ -hydroxy- $\beta$ -azido tetrazoles with  $\text{P}(\text{Ph})_3$  (refluxing THF, 2 h, followed by acetylation ( $\text{Ac}_2\text{O}$  and  $\text{Et}_3\text{N}$ , 3 equiv.)

Entry	Starting azide	Product	Yield (%)
1	<b>2</b>	<b>35</b>	55
2	<b>19</b>	<b>35</b>	44
3	<b>23</b>	<b>36</b>	71
4	<b>26</b>	<b>37</b>	30
5	<i>anti</i> - <b>25</b>	<b>38</b>	23
6	<b>28</b>	—	— <sup>a</sup>
7	<b>32</b>	—	— <sup>b</sup>

<sup>a</sup> Starting material was consumed after overnight reflux but no alkyne was detected. <sup>b</sup> No reaction.



**Fig. 3** Structure of propargylamines **36–38**.

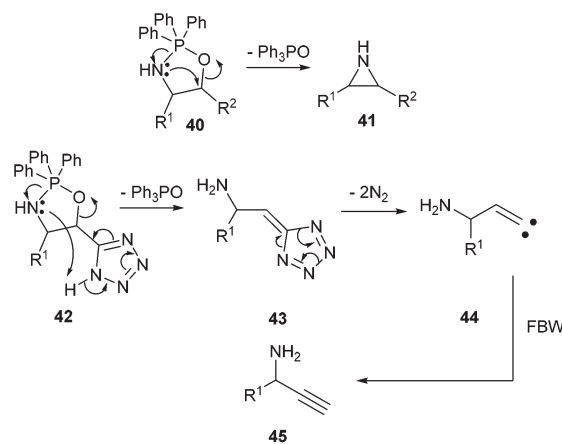


**Scheme 3** Reduction of the azide is conveniently achieved by Pd/C-catalyzed hydrogenation.

## Discussion

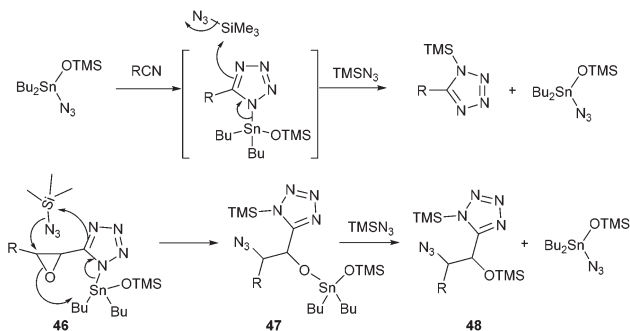
The unexpected formation of propargylic amines during the reaction of  $\alpha$ -hydroxy- $\beta$ -amino tetrazoles with triphenylphosphine deserves comment. The Blum-Ittah aziridine synthesis is an established procedure to convert 1,2-azido alcohols into aziridines by treatment with a tertiary phosphine.<sup>22</sup> It is accepted that it goes through an oxazaphospholidine **40** that collapses to the aziridine **41** with release of phosphine oxide. A possible mechanism that would explain our results is the following. In our starting compounds, proton transfer from the acidic tetrazole to the nitrogen of the intermediate oxazaphospholidine **42** would produce 5-methylene-5*H*-tetrazole **43** with release of triphenylphosphine oxide, that could further decompose to vinylic carbene **44**.<sup>23</sup> This intermediate would ultimately lead to the propargylic amine **45** through a Fritsch-Buttenberg-Wiechell rearrangement (Scheme 4). Recent precedents in the literature have demonstrated the possibility of smoothly generating vinylic carbenes from  $\alpha$ -hydroxy tetrazoles upon activation with DCC.<sup>24</sup>

The second point which is worth discussing is the high regio- and stereoselectivity observed during ring-opening of the epoxide. All substrates, except allylic azide **25**, were obtained as single compounds, and the erosion of stereoselectivity in that particular case might be due to a dynamic [3,3] equilibration process of the allylic azide which reflects thermodynamic control.<sup>25</sup> Though uncatalyzed ring opening of glycidates with  $\text{TMSN}_3$  has been reported to proceed with varying regio- and stereoselectivity ( $\text{S}_{\text{N}}2$  or  $\text{S}_{\text{N}}1$ ), depending on the stereochemistry of the epoxide,<sup>12</sup> in our case, no reaction occurred in the absence of  $\text{Bu}_2\text{SnO}$  suggesting the crucial role of the tin catalyst for both cycloaddition and epoxide opening. The mechanism of  $\text{Bu}_2\text{SnO}$ -catalyzed cycloaddition of  $\text{TMSN}_3$  with alkynes has been studied in details.<sup>26</sup> It was demonstrated that the active catalytic species is  $\text{Bu}_2\text{Sn}(\text{OTMS})\text{N}_3$ , and that regeneration of this catalyst occurs through a  $\text{S}_{\text{N}}2$  displa-

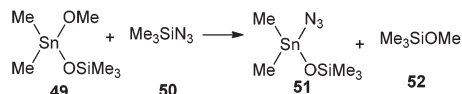


**Scheme 4** A plausible mechanism accounting for the formation of propargylic amine upon the reaction of  $\alpha$ -hydroxy- $\beta$ -azido tetrazoles with triphenylphosphine.





**Scheme 5** A plausible mechanism accounting for the regio- and stereoselectivity of the ring opening process.



**Scheme 6** Simplified computed reaction for the evaluation of the tin to silicon exchange leading to 48.

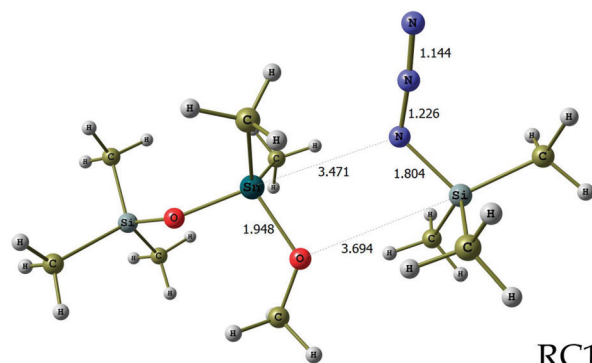
cement at the silicon atom, which was calculated to require only 28 kcal mol<sup>-1</sup>, followed by fast ligand exchange at the tin atom (Scheme 5). In our case, the tin atom in the produced tetrazole 46 is ideally located to assist in the opening of the epoxide by the azide anion at the β-position. This concerted reaction would account for the regioselectivity of the opening and the S<sub>N</sub>2 process. In this case, regeneration of the catalyst would then imply reaction of the produced tin alkoxide 47 with TMSN<sub>3</sub>, to produce OTMS derivative 48, an exchange that can be promoted from a thermodynamic viewpoint considering the much stronger O–Si bond (190 kcal mol<sup>-1</sup>) compared to the O–Sn bond (130 kcal mol<sup>-1</sup>).

In order to evaluate the feasibility of this tin to silicon exchange (47→48), simplified reaction depicted in Scheme 6 was considered. Quantum mechanical calculations at the B3LYP level of theory [with LANL2DZ ECP for tin atom<sup>27</sup> and 6-31G\*\* basis set<sup>28</sup> for other atoms] were performed with the Firefly 8.0.1 package of programs.<sup>29</sup> The structure of the optimized transition state (TS) of this concerted reaction, located at only 17.9 kcal mol<sup>-1</sup>, together with the structures RC1 and RC2 of pre- and post-reaction complexes are shown in Fig. 4, while Fig. 5 outlines the energetic profile of this reaction.

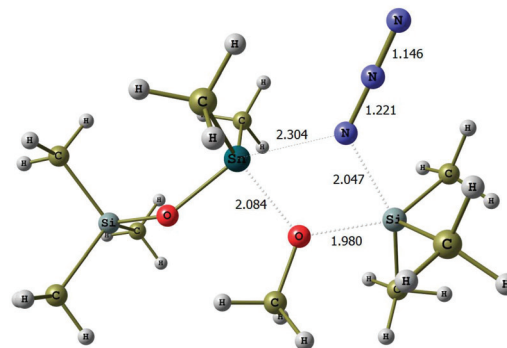
Indeed, calculations demonstrate that this exchange is favored both from kinetic and thermodynamic viewpoints, thus reinforcing our hypothesis.

## Conclusions

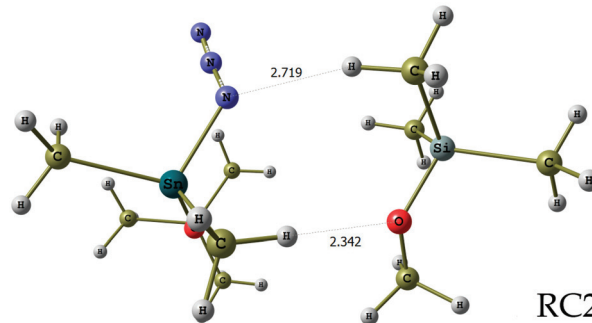
In conclusion, we have described a straightforward entry to so far unreported α-hydroxy-β-azido tetrazoles, together with a



RC1

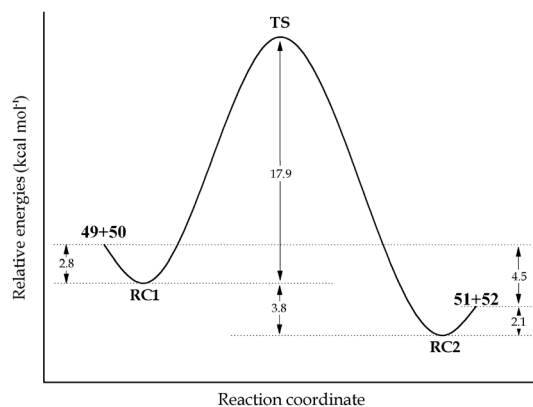


TS



RC2

**Fig. 4** Geometrical details of reaction complexes RC1, RC2 and transition state TS. Bond lengths are in angstroms. Imaginary vibration frequency for TS is 92.0 cm<sup>-1</sup>.



**Fig. 5** Minimum energy path for the concerted exchange process hold in reaction complex with the modified structure (RC1 and RC2). All values were obtained with zero point energies corrections.



brief examination of their reactivity. Considering the stereospecificity of the opening of the epoxide, this process should allow the preparation of non-racemic molecules starting from readily available enantiopure epoxy nitriles.<sup>30</sup> Further work is in progress to extend the scope and applications of this reaction.

## Acknowledgements

University of Versailles St-Quentin-en-Yvelines and CNRS are acknowledged for funding. This work was partially supported by a public grant (PQ) overseen by the French National Research Agency (ANR) as part of the "Investissements d'Avenir" program n° ANR-11-IDEX-0003-02 and CHARMMMAT ANR-11-LABX-0039. The authors are also grateful for the support by the RSF (Russian Scientific Foundation), project no. 14-13-00103.

## Notes and references

- J. Roh, K. Vávrová and A. Hrabálek, *Eur. J. Org. Chem.*, 2012, 6101.
- D. J. Carini, J. V. Duncia, P. E. Aldrich, A. T. Chiu, A. L. Johnson, M. E. Pierce, W. A. Price, J. B. Santella, G. J. Wells, R. R. Wexler, P. C. Wong, S. E. Yoo and P. B. M. W. M. Timmermans, *J. Med. Chem.*, 1991, **33**, 1186.
- W. G. Finnegan, R. A. Henry and R. Lofquist, *J. Am. Chem. Soc.*, 1958, **80**, 2395.
- P. Demko and K. B. Sharpless, *J. Org. Chem.*, 2001, **66**, 7945.
- B. E. Huff and M. A. Starzak, *Tetrahedron Lett.*, 1993, **34**, 8011.
- B. Das, C. R. Reddy, D. N. Kumar, M. Krishnaiah and R. Narender, *Synlett*, 2010, 391.
- P. Mani, A. K. Sing and S. K. Awasthi, *Tetrahedron Lett.*, 2014, **55**, 1879.
- (a) M. Alterman and A. Hallberg, *J. Org. Chem.*, 2000, **65**, 7984; (b) B. Schmidt, D. Meid and D. Keiser, *Tetrahedron*, 2007, **63**, 492; (c) B. Gutmann, J. P. Roduit, D. Roberge and C. O. Kappe, *Angew. Chem., Int. Ed.*, 2010, **49**, 7101.
- S. J. Wittenberger and B. G. Donner, *J. Org. Chem.*, 1993, **58**, 4139.
- A. Yanagisawa, T. Kuboyama, S. Aratake, K. Hemmi, K. Ueno, M. Suzuki, M. Matsubara, K. Yao, A. Hamaguchi and Y. Tsukumo, Kyowa Hakko Kogyo Co., Ltd, *Patent EP*, 1988091 A1, 2008.
- (a) A. Jończyk, M. Fedoryński and M. Makosza, *Tetrahedron Lett.*, 1972, **23**, 2395; (b) S. Arai, Y. Suzuki, K. Tokumaru and T. Shioiri, *Tetrahedron Lett.*, 2002, **43**, 833.
- An isolated report of uncatalyzed epoxide opening by TMSN<sub>3</sub> was found to occur with retention through a S<sub>N</sub>i mechanism. See: B. Alcaide, C. Blurrin, A. Martinez and J. Plumet, *Tetrahedron Lett.*, 1995, **36**, 5417.
- X-ray structure of **2** has been deposited on the Cambridge database and has been assigned CCDC number 1036722. See ESI† for details.
- For prior syntheses of these compounds through cycloadditions with nitriles or amides see: (a) M. Tao, R. Bihovsky and J. C. Kauer, *Bioorg. Med. Chem. Lett.*, 1996, **6**, 3009; (b) M. Popsavin, L. Torović, S. Spaić, S. Stankov, A. Kapor, Z. Tomić and V. Popsavin, *Tetrahedron*, 2002, **58**, 569; (c) A. Johansson, A. Poliakov, E. Åkerblom, K. Wiklund, G. Lindeberg, S. Miniwarter, U. H. Danielson, B. Samuelsson and A. Hallberg, *Bioorg. Med. Chem.*, 2003, **11**, 2551; (d) A. D. Abell and G. J. Foulds, *J. Chem. Soc., Perkin Trans. 1*, 1997, 2475. Through Passerini reaction, see: T. Nixey and C. Hulme, *Tetrahedron Lett.*, 2002, **43**, 6833. Through nucleophilic addition involving lithiated tetrazoles (e) B. Bachand, M. Tarazi, Y. St-Denis, J. J. Edmunds, P. D. Winocour, L. Leblond and M. A. Siddiqui, *Bioorg. Med. Chem. Lett.*, 2001, **11**, 287; (f) S. Colarusso, B. Gerlach, U. Koch, E. Muraglia, I. Conte, I. Stansfield, V. G. Matassa and F. Narjes, *Bioorg. Med. Chem. Lett.*, 2002, **12**, 705.
- G. Cardillo and C. Tomasini, *Chem. Soc. Rev.*, 1996, 117.
- M. C. Wani, H. L. Taylor, M. E. Wall, P. Coggon and A. T. McPhail, *J. Am. Chem. Soc.*, 1971, **93**, 2325.
- D. Guenard, F. Gueritte-Voegelein and P. Potier, *Acc. Chem. Res.*, 1993, **26**, 160.
- H. Umezawa, T. Aoyagi, H. Suda, M. Hamada and T. Takeuchi, *J. Antibiot.*, 1976, **29**, 97.
- T. Okino, H. Matsuda, M. Murakami and K. Yamaguchi, *Tetrahedron Lett.*, 1993, **34**, 501.
- T. Mimoto, J. Imai, S. Kisanuki, H. Enomoto, N. Attori, K. Akaji and K. Kiso, *Chem. Pharm. Bull.*, 1991, **39**, 3088.
- (a) J. Zabrocki, G. D. Smith, J. B. Dunbar, H. Iijima and G. R. Marshall, *J. Am. Chem. Soc.*, 1988, **110**, 5875; (b) K.-L. Yu and R. L. Johnson, *J. Org. Chem.*, 1987, **52**, 2051.
- Y. Ittah, Y. Susson, S. Tsaroom and J. Blum, *J. Org. Chem.*, 1978, **43**, 4271.
- R. Knorr, *Chem. Rev.*, 2004, **104**, 3795.
- D. J. Wardrop and J. P. Komenda, *Org. Lett.*, 2012, **14**, 1548.
- A. K. Feldman, B. Colasson, K. B. Sharpless and V. V. Fokin, *J. Am. Chem. Soc.*, 2005, **127**, 13444.
- D. Cantillo, B. Gutmann and C. O. Kappe, *J. Am. Chem. Soc.*, 2011, **133**, 4465.
- P. J. Hay and W. R. Wadt, *J. Chem. Phys.*, 1985, **82**, 270.
- (a) P. C. Hariharan and J. A. Pople, *Theor. Chim. Acta*, 1973, **28**, 213; (b) M. M. Francl, W. J. Pietro, W. J. Hehre, J. S. Binkley, M. S. Gordon, D. J. DeFrees and J. A. Pople, *J. Chem. Phys.*, 1982, **77**, 3654.
- A. A. Granovsky, *Firefly version 8.0*. <http://classic.chem.msu.su/gran/firefly/index.html>.
- See *inter alia*: (a) I. Yamakawa, H. Urabe, Y. Kobayashi and F. Sato, *Tetrahedron Lett.*, 1991, **32**, 2045; (b) M. Aiai, A. Robert, M. Baudy-Floc'h and P. Le Grel, *Tetrahedron: Asymmetry*, 1995, **6**, 2249; (c) A. Alex, B. Larmanjat, J. Marrot, F. Couty and O. David, *Chem. Commun.*, 2007, 2500; (d) R. V. Ottenbacher, K. P. Bryliakov and E. P. Talsi, *Adv. Synth. Catal.*, 2011, **353**, 885; (e) C. De Fusco, C. Tedesco and A. Luttanzi, *J. Org. Chem.*, 2011, **76**, 676.

