



Cite this: DOI: 10.1039/d5sc08914j

All publication charges for this article have been paid for by the Royal Society of Chemistry

Rhodium-catalyzed atroposelective C–H fluoroallylation of heteroarenes with *gem*-difluorocyclopropanes

Junwei Li,^a Fen Wang,^{*a} Xian He,^b Genping Huang,^b Zi-Qiang Rong^{b,c} and Xingwei Li^{b,*a}

Atroposelective C–H bond allylation represents an efficient and sustainable strategy toward construction of axially chiral functionalized biaryls. Yet existing systems are limited in reaction patterns using olefins and allyl ethers/esters. The lack of synthetic methods is ascribed to limited mechanistic pathways underlying such transformations. Reported herein is Rh(I)-catalyzed stereoconvergent axially chiral C–H fluoroalkylation of non-electron-rich arenes using racemic *gem*-difluorocyclopropanes as bifunctional allyl precursors, which provides biaryls integrating an allyl moiety and a fluorine atom. Mechanistic studies reveal a Rh(I)/Rh(III) oxidative addition–reductive elimination cycle involving C–H activation, β -F elimination, and rapid epimerization of the chiral axis, enabling selective reductive elimination to afford the axially chiral biaryl with high regio- and enantioselectivity. A representative product exhibits circularly polarized luminescence (CPL), highlighting the potential for high-performance chiral optoelectronic applications.

Received 15th November 2025

Accepted 15th April 2026

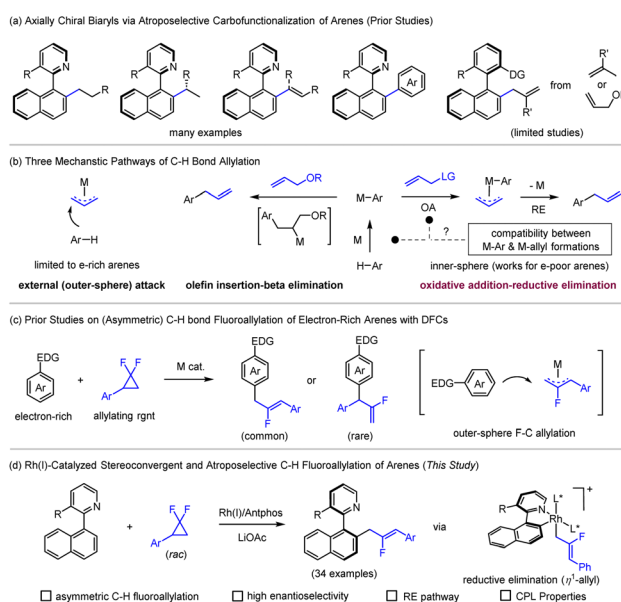
DOI: 10.1039/d5sc08914j

rsc.li/chemical-science

Introduction

Axially chiral biaryls have emerged as privileged molecular scaffolds owing to their pivotal roles in asymmetric catalysis,¹ drug discovery,² and functional materials.³ Consequently, the efficient and precise construction of axial stereogenicity has long been a central objective in asymmetric synthesis.⁴ In recent years, atroposelective C–H functionalization of arenes has become a highly efficient and atom-economical strategy for building axially chiral architectures,⁵ offering a sustainable and more atom-economic alternative to classical cross-coupling methods that rely on prefunctionalized reagents. Among them, atroposelective C–H carbofunctionalization—including alkylation,⁶ alkenylation,⁷ and arylation⁸—has demonstrated remarkable advantages in enabling structural diversification with excellent stereocontrol (Scheme 1a). Despite these advances, atroposelective C–H allylation has been less explored and is largely limited to employment of olefins as allylating reagents.⁹ Although axially chiral allyl biaryls may serve as versatile synthetic intermediates enabling downstream diversifications, the inherent mechanistic

complexity and the difficulty in balancing regio- and stereoselectivity make it challenging to develop a general and highly enantioselective strategy (Scheme 1a). Existing C–H bond allylation¹⁰ pathways typically proceed through (1) outer-sphere trapping of metal allyl by an arene or by a chelation-assisted acidic alkyl C–H group;¹¹ (2) alkene insertion- β -elimination sequences;^{9,12} or (3) allyl oxidative addition–



Scheme 1 C–H bond allylation of arenes and asymmetric allylation via reductive elimination (RE).

^aSchool of Chemistry and Chemical Engineering, Shaanxi Normal University, Xi'an 710062, China

^bDepartment of Chemistry, School of Science, Tianjin University, Tianjin, 300072, China

^cFrontiers Science Center for Flexible Electronics (FSCFE), Shaanxi Institute of Flexible Electronics (SIFE), Northwestern Polytechnical University (NPU), Xi'an 710072, China

^dState Key Laboratory of Chemistry and Utilization of Carbon-Based Energy Resources, College of Chemistry, Xinjiang University, Urumqi 830017, China



reductive elimination (OA-RE) processes.¹³ The last involves a high-valent M-allyl intermediate with frequent alterations of the coordination sphere, leading to poor compatibility with C–H allylation and making it difficult to achieve precise stereocontrol (Scheme 1b). Indeed, this OA-RE pathway has been less explored due to compatibility challenges between C–H activation and metal-allyl formation. Nevertheless, this pathway is theoretically applicable to electron-poor arenes and contingent on appropriate selection of a low-valent metal catalyst.

Against this background, *gem*-difluorocyclopropanes¹⁴ (DFCs) have emerged as a unique allyl surrogate, providing an innovative and distinct approach to introduce a functionalized allyl fragment. Under transition-metal catalysis, their inherent ring strain drives C–C bond cleavage to generate a metal-allyl intermediate.¹⁵ Meanwhile, the strong electron-withdrawing nature of the fluorine substituents significantly modulates the electron density and leaving-group ability of this intermediate, enabling outer-sphere allylation with electron-rich arenes or olefins as in a Friedel–Crafts mechanism (Scheme 1b).¹⁶ The synergistic interplay between the strain-driven kinetic activation and the fluorine-induced electronic modulation provides an opportunity for the sequential realization of C–H activation, allylic intermediate generation, and C–C coupling in a stereochemically controlled fashion within a single catalytic cycle (Scheme 1c), thus offering an operationally simple and potentially general solution to atroposelective C–H allylation. Nevertheless, only very few reports on asymmetric C–H bond allylation using DFCs have been disclosed.¹⁷

Herein, we report a Rh(I)-catalyzed stereoconvergent atroposelective C–H fluoroalkylation using racemic *gem*-difluorocyclopropanes as bifunctional fluoroallyl precursors, providing an allyl framework with integrated fluorine atoms. This method efficiently constructs axially chiral biaryl frameworks with excellent regio- and enantioselectivity. Within the Rh(I)/Rh(III) redox cycle, the η^1 -allyl–Rh(III) intermediate undergoes enantio-determining reductive elimination, achieving the first enantioselective installation of a fluoroallyl unit *via* atroposelective C–H functionalization (Fig. 1c) The

resulting products exhibit pronounced circularly polarized luminescence (CPL), highlighting their potential in high-performance chiral optoelectronic applications.

Initial optimization studies

We began our investigation by screening chiral ligands using a Rh(I) catalyst in toluene in the presence of LiOAc (Fig. 1). Bidentate P–N and P–P ligands (L1–L5) exhibited negligible activity for the coupling of arene **1a** with DFC **2a**, whereas a chiral dppp-type ligand (L6) afforded the desired product **3** with only moderate enantioselectivity. Monodentate phosphoramidites L6 and L7 displayed both low reactivity and poor enantioselectivity. Encouragingly, Antphos L9 enabled the formation of **3** in excellent yield, albeit initially with modest reactivity. Notably, ortho substituents on the phenyl ring significantly influenced the reaction outcome, as exemplified by L10, which led to both poor reactivity and low enantioselectivity. Consequently, L9 was chosen for further optimization studies.

Subsequent optimization revealed that an alkali acetate additive was essential to maintain catalytic activity (Table 1 and the SI). When NaOAc was used as an additive, the choice of solvent exerted a significant impact on both reactivity and enantioselectivity, with toluene providing the best outcomes (entries 2–7). The employment of LiOAc and AgBF₄ (0.1 equiv) substantially enhanced the reaction efficiency (entry 8), while LiOAc still outperformed NaOAc in terms of both yield and selectivity (entry 9). Increasing the amount of AgBF₄ led to diminished reaction efficiency, likely due to undesired single-electron oxidation of the phosphine ligand. By contrast, other additives such as lithium carbonate or magnesium acetate, or the omission of LiOAc, completely suppressed the reaction.

Table 1 Optimization studies of the reaction conditions^a



Entry	Solvent	Base	Additive	ee (%) ^c	Yield (%) ^b
1	DCE	NaOAc	—	—	0
2	PhMe	NaOAc	—	90	21
3	PhCl	NaOAc	—	70	24
4	PhCF ₃	NaOAc	—	50	28
5	EA	NaOAc	—	90	18
6	THF	NaOAc	—	76	15
7	PhMe	LiOAc	—	91	38
8	PhMe	LiOAc	AgBF ₄	91	71
9	PhMe	NaOAc	AgBF ₄	90	63
10	PhMe	—	AgBF ₄	—	0
11	PhMe	Li ₂ CO ₃	AgBF ₄	—	<5
12	PhMe	Mg(OAc) ₂	AgBF ₄	—	<5

^a Reactions were carried out using 1-(naphthalen-1-yl)isoquinoline **1a** (0.1 mmol), **2a** (2.0 equiv.), [Rh(cod)OMe]₂ (3 mol%), L9 (6 mol%) and AgBF₄ (10 mol%) in a solvent (2 mL) at 100 °C for 24 h under N₂.
^b Isolated yield. ^c The ee was determined by HPLC analysis.

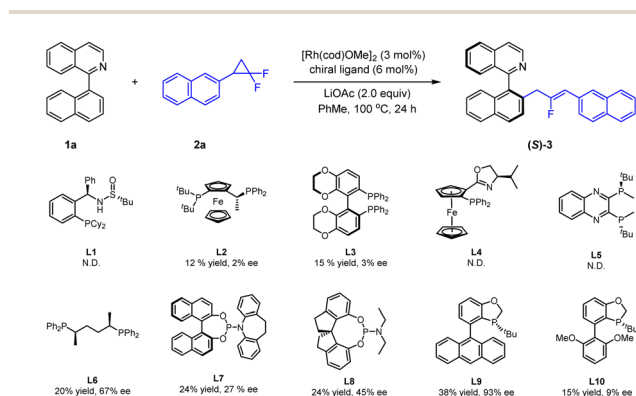


Fig. 1 Reactions were carried out using 1-(naphthalen-1-yl)isoquinoline **1a** (0.1 mmol), **2a** (2.0 equiv.), [Rh(cod)OMe]₂ (3 mol%), L (6 mol%) and LiOAc (2.0 equiv.) in PhMe (2 mL) at 100 °C for 24 h under N₂. Isolated yield. The ee was determined by HPLC analysis.



Results and discussion

Substrate scope

Having identified the optimal reaction conditions, we went on to investigate the generality of this catalytic system (Scheme 2). The scope of the heteroarene was investigated using **2a** as the coupling reagent. It was found that introduction of alkyl, halogen, and aryl groups at the 4-position of the naphthalene ring had marginal impact on the efficiency and enantioselectivity of this coupling system (products **4–8**, 86–95% ee). The atropostability of the product has been measured, and the large racemization barrier of 35.8 kcal mol⁻¹ indicated its high configurational stability. Fusing a carbocycle into different positions of the naphthalene was also tolerated, and the

enantioselectivity was only slightly affected (**9–11**, 84–89% ee). The absolute configuration of product **11** has been determined by X-ray crystallography (CCDC 2497885). In contrast, replacing the naphthalene ring with a (2-phenyl)phenyl group resulted in lower enantioselectivity (**12**, 53% ee). Further improved enantioselectivity was found when a 2,4-xyl group was used (**13**, 77% yield). The heterocyclic directing group was next investigated. The simple isoquinoline ring was smoothly extended to an alkyl-substituted one (**15**), a quinazoline (**14**), and an alkylpyridine (**16**). The aryl group in the DFC reagent was then briefly investigated. Simple *para* alkyl-, alkoxy-, phenoxy-, acetoxy-, aryl-, ester-, CF₃, and halogen-substituted phenyl groups were well tolerated (**17–27**, 80–96% ee). A series of electron-donating and -withdrawing *meta* groups (alkyl, sulfonyl, halogen, and ester)



Scheme 2 Scope of substrates in asymmetric allylation.



were also compatible (28–32, 84–96% ee). The aryl group was also switched to several heteroarene-fused aryls (33–35, 77–88% ee). In contrast, a 3-thienyl substituted DFC only reacted with moderate enantioselectivity (36). In all cases, the regioselectivity is excellent, and only the linear allylation product was observed.

Synthetic applications

Synthetic transformations and catalytic applications were then investigated for a representative product (Scheme 3). The product **3** was prepared at a mmol scale, and no yield or enantioselectivity was compromised. The *m*-CPBA oxidative of **3** occurred chemoselectively at the nitrogen site (37). Treatment of **37** with POCl₃ afforded a 3-chloroisoquinoline **38** in good yield. Deoxygenative cyanation proceeded smoothly to give **39** with good efficiency. In all cases, no erosion or only slight erosion of enantiopurity was observed. Moreover, product **37** also served as a chiral bidentate N-olefin ligand in Rh(i)-catalyzed Michael addition between an aryl boronic acid and cyclohexenone, affording chiral cyclohexanone **40** in good enantioselectivity.

Besides the synthetic applications, the chiroptical properties of product **10** and its enantiomer were demonstrated (Fig. 2). Upon excitation (408 nm), strong fluorescence emission was observed with a maximum at 490 nm, and a quantum yield of 0.42 was measured (Fig. 2a). Strong circular dichroism with a mirror image was also observed for **10** and its enantiomer, indicating their chiral nature (Fig. 2b). To our delight, prominent CPL was also observed for these two enantiomers (Fig. 2c). Further analysis of the g_{lum} indicated that the luminescence dissymmetry factor has a magnitude of 10^{-3} (Fig. 2d). With these properties, this chiral product holds potential for applications as an organic semiconductor or organic optical material.

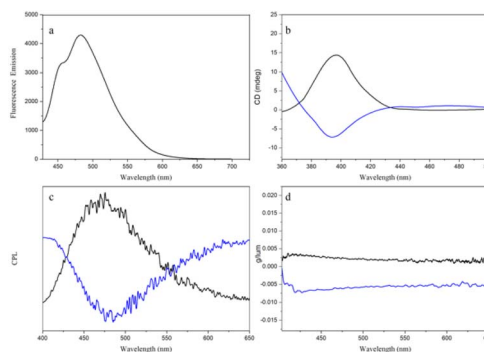
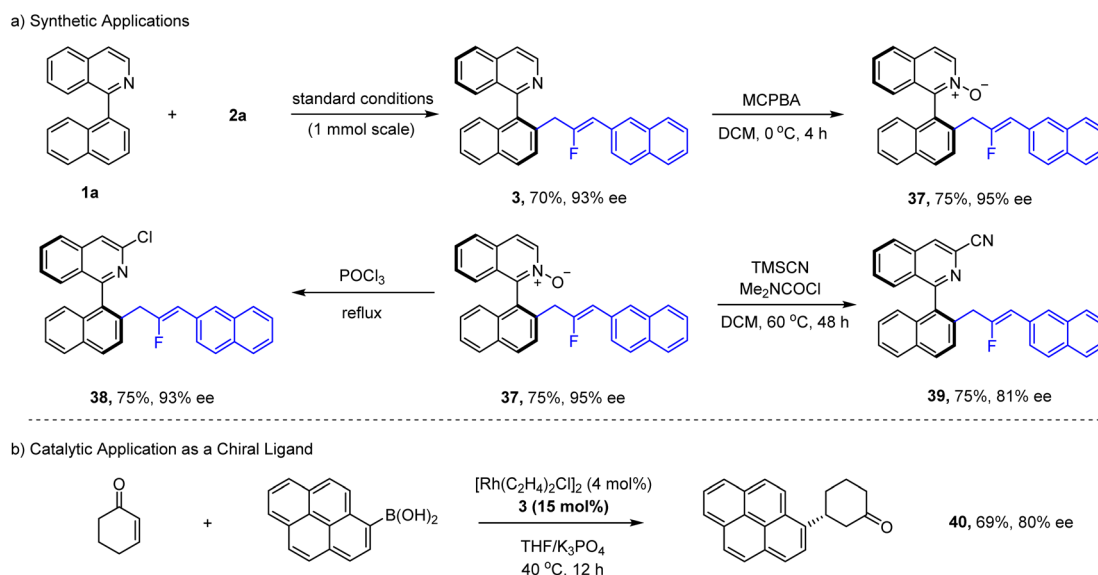


Fig. 2 Photophysical studies of product **10** and its enantiomer (black line: product **10**, blue line: *ent*-**10**). (a) Fluorescence images ($E_m = 490$ nm, quantum yield = 0.42). (b) CD (circular dichroism) spectra of **10** and its enantiomer in THF (10^{-3} M) at room temperature. (c) CPL (circular polarized luminescence) spectra of **10** and the enantiomer in THF (10^{-3} M) at room temperature. (d) g_{lum} (luminescence dissymmetry factor) of **10** and its enantiomer.

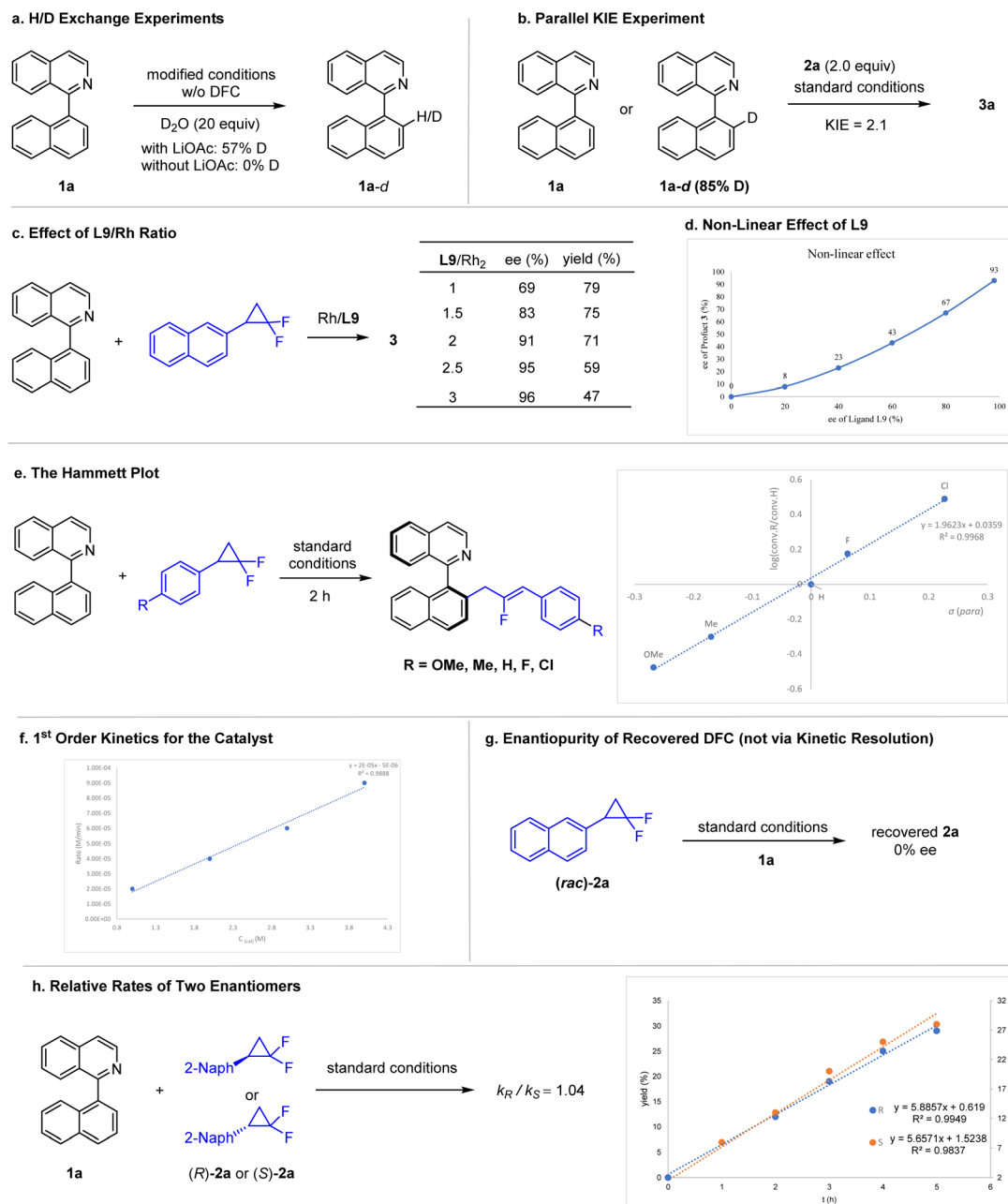
Experimental mechanistic studies

A series of experiments have been conducted to explore the mechanism of this catalytic system (Scheme 4). H/D exchange studies were carried out to probe the sequence of C–H bond activation *versus* C–C activation (Scheme 4a). Noticeable H/D exchange between 1-aryloquinoline **1a** and D₂O was observed in the absence of a DFC reagent but in the presence of the Rh(i) catalysts and LiOAc (Scheme 4a). In contrast, no H/D exchange was detected when the LiOAc additive was omitted. In addition to the reversibility of C–H bond cleavage, these observations are consistent with the necessity of LiOAc in the catalytic reaction, and the reaction is likely initiated by C–H bond activation either *via* the CMD mechanism or *via* C–H bond oxidative addition-reductive elimination of AcOH. To further probe this C–H activation event, the KIE has been measured in parallel



Scheme 3 Synthetic and catalytic applications of a selected product.





Scheme 4 Experimental mechanistic studies.

reactions (Scheme 4b). A KIE value of 2.1 suggests that the C–H cleavage probably occurs prior to the turnover-limiting step, and the barrier of C–H cleavage contributes to some extent to the overall barrier of the catalytic cycle. To probe the enantio-control event, the ratio of **L9/Rh** was evaluated. It was found that ee of product **3** increases as the **L9/Rh** ratio increases, and the highest value (95–96% ee) was reached when the **L9/Rh** ratio was ≥ 2.5 (Scheme 4c). This observation seems to indicate reversible ligation of **L9** ligands, which also agrees with our non-linear effect study, where a negative NLE was observed (Scheme 4d). Our kinetic studies also revealed 1st order dependence of the Rh(i) catalyst (Scheme 4f). Therefore, a monomeric rhodium with two monodentate **L9** ligands is likely operating during the

EDS. To explore the electronic effect of the DFC reagent, linear free energy correlation has been investigated (Scheme 4e). The rather large positive slope of $\rho = 2.0$ from the Hammett plot indicates that C–C oxidative addition is likely involved either in the turnover-limiting step or prior to it. Furthermore, only racemic **2a** was recovered from a catalytic reaction (Scheme 4g), suggesting that both enantiomers of **2a** reacted indiscriminably during the C–C oxidative addition. In line with this observation, both enantiomers of **2a** reacted with essentially the same rate in kinetic studies (Scheme 4h). Therefore, this stereoconvergent scenario stays contrast to the kinetic resolution pattern recently reported by Xia and coworkers.^{15d,17}



Subsequently, indiscernible C–C bond oxidative addition of racemic DFC takes place to generate a four-membered Rh(III) intermediate (C), which then undergoes β -F elimination to give a cationic Rh(III) allyl species (D). It is proposed that fluoride abstraction by LiOAc plays an important role in ensuring the catalytic activity, driven by formation of insoluble LiF. The resulting Rh(III) allyl is proposed to undergo rapid epimerization of the chiral axis (D and D'),¹⁸ and the intermediate D undergoes more rapid C–C reductive elimination, producing product 3 together with Rh(I) for the next cycle. Based on our experimental mechanistic studies, while the Rh(III) allyl monophosphine intermediate (E) may also be reductively eliminated, the enantioselectivity of the product is lower from this manifold. In the catalytic system, the AgBF₄ possibly participates in anion exchange with the acetate to give a cationic five-coordinate intermediate D, priming subsequent C–C reductive elimination.

Conclusions

In summary, we have developed a Rh(I)-catalyzed stereoconvergent C–H fluoroalkylation of non-electron-rich arenes in the presence of a chiral monodentate ligand for the efficient construction of axially chiral biaryls. Utilizing racemic *gem*-difluorocyclopropanes as bifunctional precursors, the reaction proceeds *via* a Rh(I)/Rh(III) oxidative addition–reductive elimination cycle, enabling C–H activation, β -F elimination, and rapid epimerization of the chiral axis in an intermediate to achieve excellent regio- and enantioselectivity. The LiOAc additive plays a key role as a fluoride scavenger as well as a base to facilitate C–H activation. DFT calculations elucidate the key factors governing stereocontrol, highlighting the precise synergy between C–H activation and allyl introduction. The resulting biaryls were accessed in high regio- and enantioselectivity and display pronounced circularly polarized luminescence (CPL), suggesting their promise as functional components in high-performance chiral optoelectronic materials.

Author contributions

X. L. and F. W. conceived and directed the project. J. L. and F. W. performed the experimental studies. X. H. performed DFT studies under the guidance of G. H. F. W., Z.-Q. R., and X. L. wrote the manuscript.

Conflicts of interest

The authors declare no competing financial interests.

Data availability

CCDC 2497885 contains the supplementary crystallographic data for this paper.¹⁹

Further details of the experimental procedure, ¹H, ¹⁹F and ¹³C NMR spectra, and HPLC and X-ray crystallographic data are available in the supplementary information (SI). Supplementary

information is available. See DOI: <https://doi.org/10.1039/d5sc08914j>.

Acknowledgements

Financial support from the National Natural Science Foundation of China (No. 22371175 and 22471191) and a research fund from Shaanxi Normal University are gratefully acknowledged.

Notes and references

- (a) J. Chang, J. Reiner and J. Xie, *Chem. Rev.*, 2005, **105**, 4581–4609; (b) K. Ding, H. Guo, X. Li, Y. Yuan and Y. Wang, *Top. Catal.*, 2005, **35**, 105–116; (c) Y.-M. Li, F.-Y. Kwong, W.-Y. Yu and A. S. C. Chan, *Coord. Chem. Rev.*, 2007, **251**, 2119–2144; (d) M. P. Carroll and P. J. Guiry, *Chem. Soc. Rev.*, 2014, **43**, 819–833; (e) H. Zhang and F. Shi, *Acc. Chem. Res.*, 2022, **55**, 2562–2580; (f) H. Zhang, T. Li, S. Liu and F. Shi, *Angew. Chem., Int. Ed.*, 2024, **63**, e202311053; (g) A. Gaucherand, E. Yen-Pon, A. Domain, A. Bourhis, J. Rodriguez and D. Bonne, *Chem. Soc. Rev.*, 2024, **53**, 11165–11206.
- (a) J. Clayden, W. J. Moran, P. J. Edwards and S. R. LaPlante, *Angew. Chem., Int. Ed.*, 2009, **48**, 6398–6401; (b) S. R. LaPlante, L. D. Fader, K. R. Fandrick, D. R. Fandrick, O. Hucke, R. Kemper, S. P. F. Miller and P. J. Edwards, *J. Med. Chem.*, 2011, **54**, 7005–7022; (c) A. Zask, J. Murphy and G. A. Ellestad, *Chirality*, 2013, **25**, 265–274; (d) S. T. Toenjes and J. L. Gustafson, *Future Med. Chem.*, 2018, **10**, 409–422; (e) M. Basilaia, M. H. Chen, J. Secka and J. L. Gustafson, *Acc. Chem. Res.*, 2022, **55**, 2904–2919; (f) S. Perreault, J. Chandrasekhar and L. Patel, *Acc. Chem. Res.*, 2022, **55**, 2581–2593.
- (a) J. Chen and Y. Cao, *Rapid Commun.*, 2007, **28**, 1714–1742; (b) Q. Li, L. Green, N. Venkataraman, I. Shiyonovskaya, A. Khan, A. Urbas and J. W. Doane, *J. Am. Chem. Soc.*, 2007, **129**, 12908–12909; (c) L. Pu, *Acc. Chem. Res.*, 2012, **45**, 150–163; (d) K. Takaishi, M. Yasui and T. Ema, *J. Am. Chem. Soc.*, 2018, **140**, 5334–5338; (e) D. Zhang, M. Li and C. Chen, *Chem. Soc. Rev.*, 2020, **49**, 1331–1343.
- (a) E. Kumarasamy, R. Raghunathan, M. P. Sibi and J. Sivaguru, *Chem. Rev.*, 2015, **115**, 11239–11300; (b) B. Zilate, A. Castrogiovanni and C. Sparr, *ACS Catal.*, 2018, **8**, 2981–2988; (c) A. Link and C. Sparr, Stereoselective Arene Formation, *Chem. Soc. Rev.*, 2018, **47**, 3804–3815; (d) J. K. Cheng, S. Xiang, S. Li, L. Ye and B. Tan, *Chem. Rev.*, 2021, **121**, 4805–4902; (e) G. Mei, W. L. Koay, C. Guan and Y. Lu, *Chem*, 2022, **8**, 1855–1893; (f) W. Qin, Y. Liu and H. Yan, *Acc. Chem. Res.*, 2022, **55**, 2780–2795; (g) J. Feng, L. Xi, C. Lu and R.-R. Liu, *Chem. Soc. Rev.*, 2024, **53**, 9560–9581; (h) S. Xiang, W. Ding, Y. Wang and B. Tan, *Nat. Catal.*, 2024, **7**, 483–498.
- For selected reviews, see: (a) G. Liao, T. Zhou, Q. Yao and B. F. Shi, *Chem. Commun.*, 2019, **55**, 8514–8523; (b) M. I. Lapuh, S. Mazeh and T. Besset, *ACS Catal.*, 2020, **10**, 12898–12919; (c) C.-X. Liu, W. Zhang, S. Yin, Q. Gu and S.-L. You, *J. Am. Chem. Soc.*, 2021, **143**, 14025–14040; (d)



- P. Qian, T. Zhou and B. F. Shi, *Chem. Commun.*, 2023, **59**, 12669–12684; (e) C.-X. Liu, S.-Y. Yin, F. Zhao, H. Yang, Z. Feng, Q. Gu and S.-L. You, *Chem. Rev.*, 2023, **123**, 10079–10134; (f) S. Choppin and J. Wencel-Delor, *Acc. Chem. Res.*, 2023, **56**, 189–202; (g) G. Liao and B.-F. Shi, *Acc. Chem. Res.*, 2025, **58**, 1562–1579.
- 6 (a) F. Kakiuchi, P. Le Gendre, A. Yamada, H. Ohtaki and S. Murai, *Tetrahedron Asymmetry*, 2000, **11**, 2647–2651; (b) M. Xiong, Z. Yan, S. Chen, J. Tang, Y. Fan and D. Xing, *ACS Catal.*, 2024, **14**, 7243–7255; (c) F. Li, Y. Luo, J. Ren, Q. Yuan, D. Yan and W. B. Zhang, *Org. Lett.*, 2024, **26**, 6835–6840.
- 7 (a) J. Zheng and S.-L. You, *Angew. Chem., Int. Ed.*, 2014, **53**, 13244–13247; (b) J. Zheng, W. Cui, C. Zheng and S.-L. You, *J. Am. Chem. Soc.*, 2016, **138**, 5242–5245; (c) S. X. Li, Y. N. Ma and S. D. Yang, *Org. Lett.*, 2017, **19**, 1842–1845; (d) J. Luo, T. Zhang, L. Wang, G. Liao, Q.-J. Yao, Y.-J. Wu, B. Zhan, Y. Lan, X. Lin and B.-F. Shi, *Angew. Chem., Int. Ed.*, 2019, **58**, 6708–6712; (e) B. Zhan, L. Wang, J. Luo, X. Lin and B. F. Shi, *Angew. Chem., Int. Ed.*, 2020, **59**, 3568–3572; (f) P. Vázquez-Domínguez, A. Romero Arenas, R. Fernández, J. M. Lassaletta and A. Ros, *ACS Catal.*, 2023, **13**, 42–48; (g) Q. Zhou, S.-Y. Yin, D. Zheng, W. Zhang, S. Zhang, Q. Gu and S.-L. You, *Synlett*, 2023, **34**(8), 1442–1446.
- 8 (a) A. Ros, B. Estepa, P. Ramírez-López, E. Á lvarez, R. Fernández and J. M. Lassaletta, *J. Am. Chem. Soc.*, 2013, **135**, 15730–15733; (b) Q. Wang, Z. Cai, C. Liu, Q. Gu and S.-L. You, *J. Am. Chem. Soc.*, 2019, **141**, 9504–9510; (c) M. Tian, D. Bai, G. Zheng, J. Chang and X. Li, *J. Am. Chem. Soc.*, 2019, **141**, 9527–9532; (d) Q. Wang, W. Zhang, H. Song, J. Wang, C. Zheng, Q. Gu and S.-L. You, *J. Am. Chem. Soc.*, 2020, **142**, 15678–15685; (e) Q. Nguyen, S. Guo, T. Royal and O. Baudoin, *J. Am. Chem. Soc.*, 2020, **142**, 2161–2167; (f) Q. Wang, W. Zhang, C. Zheng, Q. Gu and S.-L. You, *J. Am. Chem. Soc.*, 2021, **143**, 114–120.
- 9 (a) G. Liao, H. Chen, Q. Yao, Y. Xia, J. Luo and B.-F. Shi, *Angew. Chem., Int. Ed.*, 2018, **57**, 17151–17155; (b) G. Liao, T. Zhang, L. Jin, B. Wang, C. Xu, Y. Lan, Y. Zhao and B.-F. Shi, *Angew. Chem., Int. Ed.*, 2022, **61**, e202115221.
- 10 Reviews on C–H bond allylation: N. K. Mishra, S. Sharma, J. Park, S. Han and I. S. Kim, *Chem*, 2021, **7**, 555–605.
- 11 Asymmetric allylation of acidic C–H sites:(a) L. Fan, S. Luo, S. Chen, T. Wang, P. Wang and L. Gong, *Angew. Chem., Int. Ed.*, 2019, **58**, 16806–16810; (b) T. Wang, L. Zhu, S. Luo, Z. Nong, P. Wang and L. Gong, *J. Am. Chem. Soc.*, 2021, **143**, 20454–20461; (c) Z. Nong, L. Zhu, T. Wang, L. Fan, P. Wang and L. Gong, *Nat. Synth.*, 2022, **1**, 487–496; (d) C.-X. Zhuo and S.-L. You, *Acc. Chem. Res.*, 2014, **47**, 2558–2573; (e) B. M. Trost and M. U. Frederiksen, *Angew. Chem., Int. Ed.*, 2005, **44**, 308–310.
- 12 Allylation *via* olefin insertion and β -H elimination:(a) J. Kwak, Y. Ohk, Y. Jung and S. Chang, *J. Am. Chem. Soc.*, 2012, **134**, 17778–17788; (b) S. Wang and N. Cramer, *Angew. Chem., Int. Ed.*, 2019, **58**, 2514–2518; (c) R. Mi, G. Zheng, Z. Qi and X. Li, *Angew. Chem., Int. Ed.*, 2019, **58**, 17666–17670; (d) X. Yang, G. Zheng and X. Li, *Angew. Chem., Int. Ed.*, 2019, **58**, 322–326; (e) K. Ozols, S. Onodera, Ł. Wozniak and N. Cramer, *Angew. Chem., Int. Ed.*, 2021, **60**, 655–659; (f) Y. Zheng, W. Zhang, Q. Gu, C. Zheng and S.-L. You, *Nat. Commun.*, 2023, **14**, 1094.
- 13 (a) S. Fan, F. Chen and X. Zhang, *Angew. Chem., Int. Ed.*, 2011, **50**, 5918–5923; (b) S. Y. Lee and J. F. Hartwig, *J. Am. Chem. Soc.*, 2016, **138**, 15278–15284; (c) W. Xie and S. Chang, *Angew. Chem., Int. Ed.*, 2016, **55**, 1876–1880; (d) K. Liu, T. Li, D. Liu, W. Li, J. Han, C. Zhu and J. Xie, *Sci. China Chem.*, 2021, **64**, 1959–1963.
- 14 (a) M. Fedorynski, *Chem. Rev.*, 2003, **103**, 1099–1132; (b) F. Wang, T. Luo, J. Hu, Y. Wang, H. S. Krishnan, P. V. Jog, S. K. Ganesh, G. K. S. Prakash and G. A. Olah, *Angew. Chem., Int. Ed.*, 2011, **50**, 7153–7157; (c) W. R. Dolbier and M. A. Battiste, *Chem. Rev.*, 2003, **103**, 1071–1098; (d) Y. Zeng, Z.-T. Jiang and Y. Xia, *Chem. Commun.*, 2024, **60**, 3764–3773.
- 15 (a) E.-A. M. Ahmed, A. M. Y. Suliman, T. Gong and Y. Fu, *Org. Lett.*, 2019, **21**, 5645–5649; (b) Y. Zeng, H. Yang, J. Du, Q. Huang, G. Huang and Y. Xia, *Chem. Sci.*, 2022, **13**, 12419–12425; (c) Y. Ai, H. Yang, C. Duan, X. Li and S. Yu, *Org. Lett.*, 2022, **24**, 5051–5055; (d) Z. Jiang, Z. Chen, Y. Zeng, J. Shi and Y. Xia, *Org. Lett.*, 2022, **24**, 6176–6181; (e) J. Sun, H. Ye, F. Sun, Y. Pan, X. Zhu, X. Wu, *Org. Lett.*, 2023, **25**, 5220–5225; (f) H. Qian, H. D. Nguyen, L. Lv, S. Chen and Z. Li, *Angew. Chem., Int. Ed.*, 2023, **62**, e202303271.
- 16 (a) Z. Jiang, J. Huang, Y. Zeng, F. Hu and Y. Xia, *Angew. Chem., Int. Ed.*, 2021, **60**, 10626–10631; (b) Z. Fu, J. Zhu, S. Guo and A. Lin, *Chem. Commun.*, 2021, **57**, 1262–1265; (c) Z. Jiang, Y. Zeng and Y. Xia, *Synlett*, 2021, **32**, 1675–1682; (d) X. Wu, Y. Zeng, Z. Jiang, Y. Zhu, L. Xie and Y. Xia, *Org. Lett.*, 2022, **24**, 8429–8434; (e) X. Wu, X. Song and Y. Xia, *Adv. Sci.*, 2024, **11**, 2401243; (f) Y. Zeng, H. Gao, Z. Jiang, Y. Zhu, J. Chen, H. Zhang, G. Lu and Y. Xia, *Nat. Commun.*, 2024, **15**, 4317.
- 17 (a) H. Yang, Y. Zeng, X. Song, L. Che, Z. Jiang, G. Lu and Y. Xia, *Angew. Chem., Int. Ed.*, 2024, **63**, e202403602; (b) Z. Su, B. Tan, H. He, K. Chen, S. Chen, H. Lei, T. Chen, S. Ni and Z. Li, *Angew. Chem., Int. Ed.*, 2024, **63**, e202402038; (c) Z. Yang, Y. Gong, Q. Gu and S.-L. You, *ACS Catal.*, 2025, **15**, 4287–4293.
- 18 (a) J. A. Carmona, V. Hornillos, P. Ramírez-López, A. Ros, J. Iglesias-Sigüenza, E. Gómez-Bengoia, R. Fernández and J. M. Lassaletta, *J. Am. Chem. Soc.*, 2018, **140**, 11067–11075; (b) A. Romero-Arenas, V. Hornillos, J. Iglesias-Sigüenza, R. Fernández, J. López-Serran, A. Ros and J. M. Lassaletta, *J. Am. Chem. Soc.*, 2020, **142**, 2628–2639.
- 19 CCDC 2497885: Experimental Crystal Structure Determination, 2026, DOI: [10.5517/ccdc.csd.cc2pv7yr](https://doi.org/10.5517/ccdc.csd.cc2pv7yr).

