


Highlighting research from Khamphree Phomphrai's catalysis laboratory, School of Molecular Science and Engineering, Vidyasirimedhi Institute of Science and Technology (VISTEC), Rayong, Thailand.

Synthesis of  $AB_x$  and  $AB_xC$  poly(ester-ether) polymers: polymer sequences and effects of  $B_x$  and  $B_xC$  units on thermal properties

$AB_x$  and  $AB_xC$  poly(ester-ether) was synthesized conveniently from cyclic anhydrides, epoxides, and THF (or 1,4-dioxane) using commercial  $Sn(Oct)_2$ . The  $B_x$  and  $B_xC$  sequences significantly affected the glass-transition temperature and increased polymer degradability.

As featured in:



See Khamphree Phomphrai *et al.*, *Polym. Chem.*, 2023, **14**, 4169.



Cite this: *Polym. Chem.*, 2023, **14**, 4169

# Synthesis of $AB_x$ and $AB_xC$ poly(ester-ether) polymers: polymer sequences and effects of $B_x$ and $B_xC$ units on thermal properties†

Nattawat Jabprakon, Phongnarin Chumsaeng and Khamphée Phomphrai \*

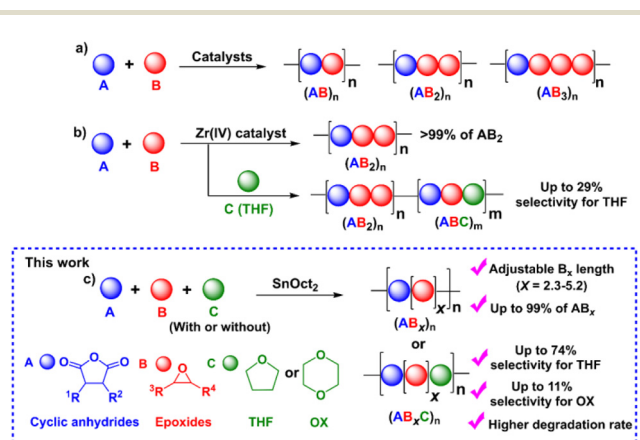
Ring-opening copolymerization (ROCOP) of cyclic anhydrides and epoxides has been under intensive investigation as a potential alternative approach for synthesizing tunable polyesters due to a wide range of monomer scopes compared to those of conventional cyclic esters such as lactides or lactones. While most catalytic systems focus on the alternate insertions of cyclic anhydrides (A) and epoxides (B) giving alternating  $(AB)_n$  polyesters, the synthesis of  $AB_x$  poly(ester-ether) polymers having controllable  $B_x$  ether sequences has recently gained significant interest for potential tunable functions. Herein, an  $AB_x$  poly(ester-ether) with tunable ether linkages ( $x = 2.3-5.2$ ) was synthesized conveniently from the ROCOP of cyclic anhydrides (succinic anhydride, phthalic anhydride, 1,8-naphthalic anhydride, terpene-based cyclic anhydride, maleic anhydride and diglycolic anhydride) and epoxides (cyclohexene oxide, cyclopentene oxide and propylene oxide) using commercially available tin(II) 2-ethylhexanoate ( $SnOct_2$ ) as the catalyst. Exceptionally high purity of  $AB_x$  polymers up to 99% was achieved. Kinetic studies revealed the following rate law:  $rate = k_p[SA][CHO]^2[SnOct_2]$ . The versatility of  $SnOct_2$  was demonstrated and allowed the  $AB_x$  polymers to integrate with biodegradable polylactides and polyurethanes in one pot. THF or 1,4-dioxane (C) could be copolymerized as the third component in one pot giving a novel  $AB_xC$  poly(ester-ether) with the highest selectivity of up to 74% for THF and 11% for 1,4-dioxane. The presence of  $B_x$  or  $B_xC$  units was found to significantly accelerate the degradation rates of the polymers compared to conventional alternating  $(AB)_n$  polyesters.

Received 28th May 2023,  
Accepted 15th August 2023  
DOI: 10.1039/d3py00605k  
rsc.li/polymers

## Introduction

Aliphatic polyesters are among the most extensively studied classes of alternative materials owing to their potential biodegradability, biocompatibility, and low toxicity when used in biomedical and environmental applications.<sup>1-4</sup> They are commonly synthesized *via* the ring-opening polymerization (ROP) of cyclic esters such as lactides and lactones.<sup>5,6</sup> However, their physical and mechanical properties are limited due to the narrow range of monomer scopes and difficulty of post-polymerization functionalization from the lack of functional groups on the polymer backbones.<sup>5,6</sup> To address these drawbacks, the ring-opening copolymerization (ROCOP) of cyclic anhydrides (A) and epoxides (B) giving  $(AB)_n$  polyesters *via* alternate insertions of A and B units (Scheme 1a) has attracted

great attention. Due to a wide range of epoxides and cyclic anhydrides, the resulting polymers could lead to many backbone structures, functions, and properties.<sup>5-12</sup> The initial development of catalytic systems for ROCOP of cyclic anhydrides and epoxides involved simple metal complexes such as



**Scheme 1** ROCOP of cyclic anhydrides (a), epoxides (b), and cyclic ethers (c).

Department of Materials Science and Engineering, School of Molecular Science and Engineering, Vidyasirimedhi Institute of Science and Technology (VISTEC), WangChan, Rayong 21210, Thailand. E-mail: khamphée.p@vistec.ac.th

† Electronic supplementary information (ESI) available: Details of experiments and sequence calculations, NMR spectra, DSC data. See DOI: <https://doi.org/10.1039/d3py00605k>

metal alkoxides,<sup>13,14</sup> metal halides<sup>15</sup> and free amines<sup>16</sup> affording polyesters with various degrees of ether linkages. Later development has led to several highly efficient catalysts that provide perfectly alternating polyesters based on ligated metal complexes such as those of Al, Cr, Co, Fe, Zn, and Mg.<sup>5,6,17–19</sup> Lewis-base cocatalysts are normally required in many catalytic systems for efficient ROCOP.<sup>5,6</sup> The concept of multinuclear metal complexes was also investigated giving excellent cooperative effects of multiple metals in ROCOP.<sup>18,20–25</sup> While alternating (AB)<sub>n</sub> polymers have been extensively explored, we recently reported the synthesis of a novel (ABB)<sub>n</sub> polymer sequence with up to 70% purity using a Schiff base tin(II) complex as a catalyst.<sup>26</sup> The new polymer sequence ABB contains double insertions of epoxides that can improve the thermal properties of the polymers. Other tin(II) catalysts such as Sn(OMe)<sub>2</sub>,<sup>27</sup> amine Schiff-base tin(II),<sup>28</sup> and bis (amidinate)tin(II)<sup>29</sup> were also reported revealing preferences for multiple insertions of epoxides leading to poly(ester-ether). Trinuclear Co(III) complexes were shown to promote consecutive epoxide insertions resulting in polymers having single-glass transition and tunable properties.<sup>30</sup> Recently, a new Zr(IV) complex was shown to copolymerize cyclic anhydride (A), epoxide/oxetane (B), and THF (C) giving a new sequence of >99% ABB or ABB/ABC polymers when C is present (Scheme 1b).<sup>31</sup>

Although ester-ether linkages are undesirable according to several reports, the existence of ester-ether linkages in polymer chains could potentially lead to new types of polymeric materials with added tunable functions and properties compared to conventional alternating polyesters and also provide additional advantages in several applications.<sup>32–34</sup> For example, the hydrolytic degradation of block copolymers of polyethylene glycol (PEG) and polyesters can be accelerated by the hydrophilic part of PEG.<sup>35–38</sup> This hydrolytic degradation behavior is very important for drug delivery systems to determine the amount of released products to targets.<sup>35,38</sup> Williams and co-workers recently synthesized a tapered and miscible block copolymer of poly(ester-*ran*-ether)-*b*-PLA from L-lactide, propylene oxide, and maleic anhydride. The obtained tapered block copolymer was blended with commercial PLA giving materials with improved toughness and elongation at break without affecting other properties.<sup>27</sup> The ABB/ABC poly(ester-*alt*-ether) from phthalic anhydride (A), butylene oxide/oxetane (B), and THF (C) was shown to have a faster hydrolysis rate compared to the conventional (AB)<sub>n</sub> polyester.<sup>31</sup> The copolymer containing both (AB)<sub>n</sub> and (AB<sub>x</sub>)<sub>m</sub> sequences could be used as miscibility-promoting agents in mixed polyether/polyester systems for adjusting the phase-separation behavior as reported by Lu and co-workers.<sup>30</sup> Due to these promising properties of poly(ester-ether) polymers, the investigations of polymer structures and the control of (AB)<sub>n</sub> and (AB<sub>x</sub>)<sub>m</sub> contents have gained increasing attention and are extremely significant for determining the properties of these polymers in numerous applications.

Despite increasing interest in AB<sub>x</sub> polymers, the discovery of catalytic systems that can produce a high percentage of AB<sub>x</sub>

with controllable ether units is still lacking. Based on the successful findings mentioned above, it is evident that tin(II) complexes are extremely appealing for promoting multiple insertions of epoxides. While ligated tin(II) complexes, or other ligated metal complexes, are attractive, they are generally inconvenient for conventional and industrial applications due to their multi-step synthesis and high moisture-sensitivity. Therefore, we turned our attention to a commercially available simple complex of tin(II) 2-ethylhexanoate (SnOct<sub>2</sub>) because SnOct<sub>2</sub> has rarely been explored for ROCOP<sup>39</sup> but it has been widely adopted for ring-opening polymerization (ROP) of lactides, lactones, and cyclic carbonates due to its high performance, low price, easy handling, low toxicity and good stability at high temperature.<sup>40,41</sup> In addition, SnOct<sub>2</sub> contains carboxylates that could function similar to other metal carboxylates already demonstrated as efficient catalysts for ROCOP.<sup>42–45</sup> Herein, SnOct<sub>2</sub> was investigated in the ROCOP of cyclic anhydrides (A), epoxides (B), and cyclic ethers (C) with the aim being to control multiple insertions of the B units and to demonstrate the versatility of the catalyst toward other renowned polymeric compounds, such as polylactides and polyurethanes (Scheme 1c).

## Experimental

### Materials

All manipulations were carried out in a glovebox or by using standard Schlenk techniques under a nitrogen atmosphere. Toluene and tetrahydrofuran were dried using a solvent purification system (MB SPS-800, MBRAUN). Cyclohexene oxide (CHO, TCI), cyclopentene oxide (CPO, TCI), propylene oxide (PO, TCI), 1,4-dioxane (OX, Fisher Chemical), and benzyl alcohol (BnOH, AJAX FINECHEM) were dried over calcium hydride, and distilled under vacuum before use. Maleic anhydride (MA, TCI), phthalic anhydride (PA, TCI), diglycolic anhydride (DGA, ACROS) and succinic anhydride (SA, ACROS) were purified by sublimation under vacuum three times before use. 1,8-Naphthalic anhydride (NA, TCI) was purified by recrystallization from hot chloroform, dried under vacuum, and stored in a glovebox. Tin(II) 2-ethylhexanoate (SnOct<sub>2</sub>, TCI) was dried under vacuum overnight and stored in a glovebox. L-Lactide (L-LA, TCI) was recrystallized from toluene and purified by sublimation under vacuum three times before use. Benzoic acid (BA, MERCK) and 1,4-benzodimethanol (BDM, TCI) were dried under vacuum at 50 °C overnight before use. 4,4'-Diphenylmethane diisocyanate (MDI, TCI) was used as received. Terpene-based cyclic anhydride (TBA) was synthesized according to the literature procedure.<sup>11</sup> Other chemicals were obtained from commercial suppliers and used as received.

### Measurements

<sup>1</sup>H, COSY, <sup>13</sup>C and DOSY NMR spectra were recorded on a Bruker AVANCE III HD-600 MHz spectrometer and referenced to the protio impurity of commercial chloroform-*d* (CDCl<sub>3</sub>, δ

7.26 ppm) as the internal standard. Mass spectrometry was carried out using a Bruker data analysis Esquire-LC mass spectrometer (APCI mode). GPC analyses were carried out on a Malvern Viscotek TDAmx double detector device equipped with a refractive index detector and a viscometer with three 300 mm × 8.0 mm ID columns packed with a porous styrene-divinylbenzene copolymer. GPC columns were eluted using tetrahydrofuran at a flow rate of 1.0 mL min<sup>-1</sup> at 35 °C. The universal calibration curve was calibrated with polystyrene standards ranging from 1200 to 300 000 amu. Molecular weights and dispersities were calculated using the refractometric (RI) method. Differential scanning calorimetry (DSC) measurements were performed on a PerkinElmer DSC-8500 instrument to analyze the glass-transition temperature ( $T_g$ ) of polymers over a temperature range from 0 °C to 100 °C, -60 °C to 100 °C and 0 °C to 200 °C at a heating rate of 10 °C min<sup>-1</sup> and a gas flow rate of 20 mL min<sup>-1</sup> under a nitrogen atmosphere.  $T_g$  and enthalpy values from the second heating curves were calculated to remove the thermal history of the samples.

### General polymerization procedures

**Solution polymerization.** The following procedure is for ROCOP of SA and CHO using an SA:CHO:SnOct<sub>2</sub> mole ratio of 50:100:1 with an initial CHO concentration of 1.00 M and a temperature of 80 °C. Polymerization using other monomer ratios or temperatures can be carried out similarly. SA (0.100 g, 1.00 mmol), CHO (0.1960 g, 2.00 mmol), SnOct<sub>2</sub> (8.0 mg, 20 μmol), and dry toluene (added to a total solution volume of 2.00 mL) were added into a Schlenk flask. The content of the flask was stirred and it was placed in a preheated oil bath at 80 °C. At the desired time, a small amount of crude mixture was withdrawn from the polymerization reaction for conversion analysis by NMR. The polymer residue was dried under vacuum to remove the solvent. Subsequently, the crude mixture was dissolved in a small amount of dichloromethane and precipitated with excess cold methanol. The precipitated polymer was collected and dried under vacuum for characterization by NMR, GPC, mass spectroscopy analysis, and DSC.

**Neat polymerization.** SA (0.1651 g, 1.65 mmol), CHO (0.970 g, 9.90 mmol) and SnOct<sub>2</sub> (13.4 mg, 33 μmol), were placed in a Schlenk flask with a magnetic stirrer at an SA:CHO:SnOct<sub>2</sub> mole ratio of 50:300:1. The reaction mixture was stirred in a preheated oil bath at 80 °C. At the desired time, a small amount of sample was withdrawn from the polymerization reaction for conversion analysis by the NMR technique. The polymer was dissolved in a small amount of dichloromethane and precipitated with excess cold methanol. The precipitated polymer was collected and dried under vacuum for characterization by NMR, GPC, mass spectroscopy analysis, and DSC.

**Terpolymerization with THF or 1,4-dioxane.** The one-pot ROCOP of CHO, SA and THF using an SA:CHO:THF:SnOct<sub>2</sub> mole ratio of 50:150:150:1 was conducted at 80 °C in a Schlenk flask using SA (0.1650 g, 1.65 mmol), CHO (0.4850 g, 4.95 mmol), THF (0.3569 g, 4.95 mmol) and SnOct<sub>2</sub> (13.4 mg, 33 μmol). The reaction was monitored by NMR for conversion

analysis. The polymer residue was dried under vacuum to remove the solvent. Subsequently, the crude mixture was dissolved in a small amount of dichloromethane and precipitated with excess cold methanol. The precipitated polymer was collected and dried under vacuum for characterization by NMR, GPC, and DSC. Polymerizations using 1,4-dioxane or other monomer ratios were carried out similarly.

**Sequential terpolymerization.** Terpolymerization was conducted using the sequential addition method. Firstly, the copolymerization of MA and CHO using an MA:CHO:SnOct<sub>2</sub> mole ratio of 50:300:1 with an initial CHO concentration of 2.00 M at 80 °C was performed. To a Schlenk flask MA (65.4 mg, 0.667 mmol), CHO (0.392 g, 4.00 mmol), SnOct<sub>2</sub> (5.4 mg, 13 μmol), and dry toluene (to obtain a total solution volume of 2.00 mL) were added. At the desired time, a small amount of crude mixture was withdrawn from the polymerization reaction for measuring the conversion and molecular weight using the NMR technique and GPC, respectively. After MA was fully consumed (about 1 h), 50 equivalents of L-LA (0.0961 g, 0.667 mmol) were subsequently added to the reaction. The polymerization reached a high monomer conversion of 85% in 4 h. The crude product was dried under vacuum, dissolved in a small amount of dichloromethane, and poured into excess cold methanol. The precipitated polymer was collected and dried under vacuum for characterization by NMR, GPC and DSC.

**The synthesis of polyurethane.** The ROCOP of CHO and SA using a CHO:SA:SnOct<sub>2</sub>:BDM mole ratio of 1200:200:1:20 with an initial CHO concentration of 2.00 M at 80 °C was performed to produce the copolymer diol. SA (0.0667 g, 0.667 mmol), CHO (0.392 g, 4.00 mmol), SnOct<sub>2</sub> (1.4 mg, 3.3 μmol), BDM (9.2 mg, 67 μmol), and dry toluene (added to a total solution volume of 2 mL) were added into a Schlenk flask. After SA was completely consumed, MDI (0.0167 g, 66.6 μmol) was added to the reaction mixture and the reaction was left for 24 h. The crude product was dried under vacuum, dissolved in a small amount of dichloromethane, and poured into excess cold methanol. The precipitated polymer was collected and dried under vacuum for characterization by NMR, GPC and IR.

**Hydrolysis of copolymers.** Hydrolysis of the copolymers was performed under basic conditions. The polymer (0.0300 g) was dissolved in 2.0 mL of tetrahydrofuran and then 1.0 mL of 7.0 M NaOH aqueous solution was subsequently added. The reaction mixture was heated at 80 °C for 3 days. The aqueous phase was acidified with a 4.0 M HCl solution. The hydrolyzed components were further extracted with dichloromethane (3 × 10 mL). The combined organic phase was dried over sodium sulfate, filtered, and concentrated under vacuum. The composition of the resulting mixtures was analyzed by atmospheric pressure chemical ionization (APCI) mass spectrometry.

**Polymer degradation experiments.** All polymer samples were purified by precipitation in excess cold methanol 3 times prior to the degradation study. A polymer sample (70 mg) was added to an aqueous NaOH solution (5.0 M, 7.00 mL). The reaction was sealed, heated at 70 °C and stirred at 700 rpm. The

polymer samples for GPC analysis were obtained by cooling the reaction to RT, cutting a small piece from the coagulated polymer (approximately 5 mg), washing it with water, and dissolving it in THF. The degradation was monitored by GPC analysis to obtain the molecular weight  $M_n$ . After 4 days, all polymers completely disappeared except for poly(CHO-*alt*-SA), which was still intact.

**Calculations of polymer compositions.** The compositions of AB,  $AB_x$ , and  $AB_xC$  sequences in the copolymers were calculated as shown in the ESI† with some modifications from the previous report.<sup>31</sup>

## Results and discussion

### Synthesis of the $AB_x$ poly(ester-ether)

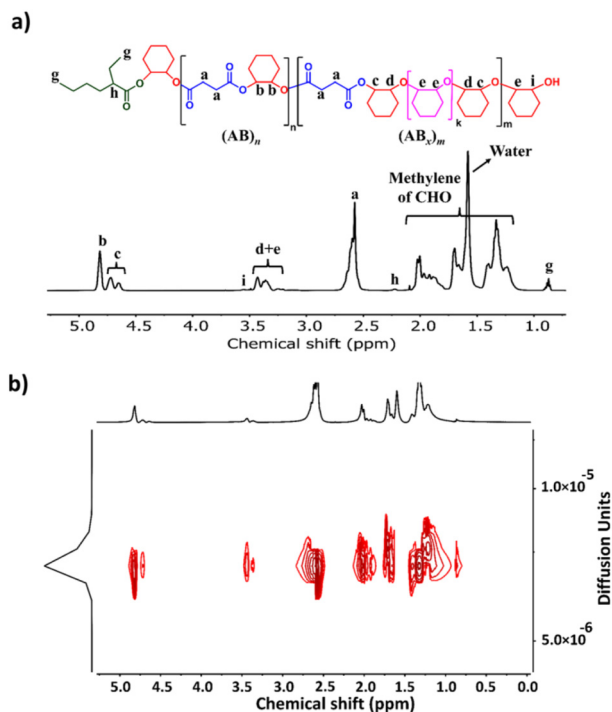
The initial ROCOP of succinic anhydride (SA) and cyclohexene oxide (CHO) was tested using  $SnOct_2$  as a catalyst at an [SA]:[CHO]:[ $SnOct_2$ ] ratio of 50:100:1 in toluene at 110 °C (Table 1, entry 1). Although alcohols are commonly added as an initiator for ROP of cyclic esters, we did not add any alcohols here because  $SnOct_2$  already contains carboxylates capable of initiating the ROCOP. After 4 h, the NMR analysis of the crude mixture showed conversions of >99% for SA (DP =

50) and 81% for CHO (DP = 81) clearly suggesting multiple insertions of CHO (DP<sub>CHO</sub>/DP<sub>SA</sub> > 1). Because CHO is a symmetric molecule, the <sup>1</sup>H NMR spectrum of the methine protons in CHO moieties in the copolymer is rather simple and very informative. We reported a thorough analysis of AB and  $AB_x$  sequences earlier (A = SA and B = CHO) where the methine protons of CHO moieties appeared at 4.82 ppm for alternating (AB)<sub>n</sub> sequences, at 4.65–4.75 ppm for  $AB_x$  sequences, and at 3.2–3.5 ppm for B<sub>x</sub> sequences.<sup>26</sup> The integration of these peaks can be used to directly calculate the amount of each sequence (see the ESI†). From these NMR assignments, the <sup>1</sup>H NMR spectrum of the purified copolymer (Fig. 1a) revealed a copolymer ( $M_n$  = 4.8 kDa,  $D$  = 1.46) consisting of 58% of perfectly alternating copolymer (AB)<sub>n</sub> observed at 4.82 ppm (protons *b*) and 42% of multiple CHO insertions or ( $AB_x$ )<sub>m</sub> observed at 4.65–4.75 ppm (protons *c*). The average number ( $x_{av}$ ) of B units in ( $AB_x$ )<sub>m</sub> sequences (excluding AB sequences) can be directly calculated from the <sup>1</sup>H NMR spectrum from the ratio of all CHO units in the  $AB_x$  sequence (protons *c* + *d* + *e*) divided by capping CHO units (protons *c*) and found to be 2.5 (see the ESI† for detailed calculations of polymer compositions and  $x_{av}$ ). 2-Ethylhexanoate was observed as an end group in the NMR spectrum (Fig. 1a) and as a major series in the MALDI-TOF spectrum (Fig. S5†). The diffusion-

**Table 1** ROCOP of cyclic anhydrides and epoxides catalyzed by  $SnOct_2$

Entry	Monomer		Equiv. of monomers		B (M)	T (°C)	Time (h)	Degree of polym. <sup>a</sup> (DP)		Component <sup>a</sup> (%)			$M_{n,theo}^b$ (Da)	$M_{n,GPC}^c$ (Da)	$D^c$	$T_g^d$ (°C)
	A	B	A	B				A	B	(AB) <sub>n</sub>	(AB <sub>x</sub> ) <sub>m</sub>	$x_{av}^a$				
1	SA	CHO	50	100	1.0	110	4	50	81	58	42	2.5	6599	4800	1.46	54
2	SA	CHO	50	100	1.0	80	10	45.5	80	44	56	2.6	6324	2810	1.44	47
3	SA	CHO	50	100	1.0	60	31	38.5	78	40	60	2.8	5874	2270	1.46	33
4	SA	CHO	50	300	1.0	80	15	44.5	99	33	67	3.0	7170	2080	1.54	43
5	SA	CHO	50	600	1.0	80	4d	47.5	138	25	75	3.4	9290	4290	1.52	51
6	SA	CHO	50	300	2.0	80	12	50	138	18	82	3.0	9360	3210	1.46	48
7	SA	CHO	50	300	Neat	80	1.2	39	192	5	95	5.2	11 500	2390	2.69	41
8 <sup>e</sup>	SA	CHO	50	300	2.0	80	3	48.5	120	23	77	3.2	8415	1869	1.39	46
9 <sup>f</sup>	SA	CHO	50	300	2.0	80	5	47	126	23	77	3.3	8648	1810	1.47	42
10	PA	CHO	50	300	2.0	80	1	50	138	3	97	3.2	10 570	6890	1.20	92
11	NA	CHO	50	300	2.0	100	6d	47	102	28	72	2.9	9870	5270	1.14	128
12	MA	CHO	50	300	2.0	80	1	48.5	147	29	71	3.4	9800	1320	1.29	62
13	DGA	CHO	50	300	2.0	80	0.33	50	96	74	26	2.6	7721	1156	1.40	22
14	TBA	CHO	50	300	2.0	80	6d	19.7	55.8	n.d.	n.d.	n.d.	5186	2232	1.40	77
15	PA	CHO	250	1500	2.0	80	13	250	690	1	99	3.4	52 470	17 580	1.25	88
16	PA	CPO	50	300	2.0	80	23	48.5	138	23	77	2.4	9540	4243	1.12	33
17	PA	PO	50	300	2.0	80	48	48.5	107	12	88	2.3	6843	5934	1.45	-1

<sup>a</sup> Determined by <sup>1</sup>H NMR spectroscopy. The  $x_{av}$  value is the average number of B units in  $AB_x$  sequences (excluding AB units). <sup>b</sup>  $M_{n,calc} = [M_w \text{ of A} \times (DP_A/2)] + [M_w \text{ of B} \times (DP_B/2)] + (M_w \text{ of OctH} (144.11 \text{ g mol}^{-1}))$ . <sup>c</sup> Obtained from GPC analysis using a refractive index (RI) detector. <sup>d</sup> Obtained from DSC analysis. <sup>e</sup> Using 2 equiv. of BnOH as an initiator. <sup>f</sup> Using 2 equiv. of PhCOOH as an initiator. n.d. = not determined.

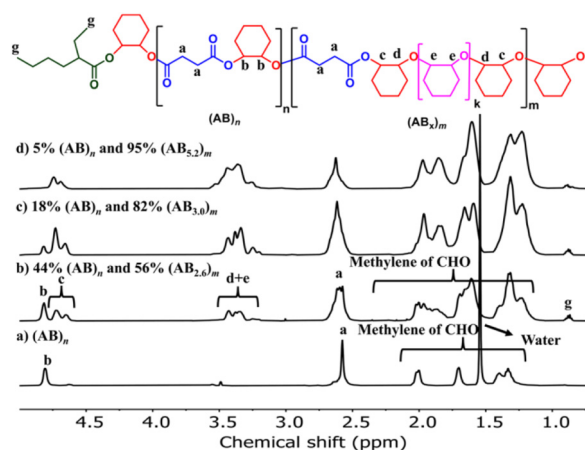


**Fig. 1** (a)  $^1\text{H}$  NMR and (b) DOSY spectra (600 MHz,  $\text{CDCl}_3$ , 30 °C) of poly(ester-ether) (Table 1, entry 1).

ordered spectroscopy (DOSY) NMR spectrum exhibited a single diffusion coefficient, indicating that  $(AB)_n$  and  $(AB_x)_m$  units were established on the same polymer chains (Fig. 1b). Lowering the polymerization temperature from 110 °C to 80 and 60 °C took a longer time to complete (10 h and 31 h, respectively) but can increase the  $AB_x$  polymer content from 42 to 56 and 60%, respectively (Table 1, entries 1–3). The  $x_{\text{av}}$  values also slightly increased from 2.5 to 2.6 and 2.8, respectively. The polymerization temperature of 80 °C was then chosen for further polymerization studies because it provided a good balance of high amounts of the  $AB_x$  polymer within reasonable polymerization times. It is to be noted that, after SA was completely consumed, the polymerization appeared to stop although some CHO still remained suggesting that long chain  $(\text{CHO})_n$  polyether could not be produced by the  $\text{SnOct}_2$  catalyst under these conditions (Fig. S1†). To confirm this result, homopolymerization of CHO by  $\text{SnOct}_2$  was carried out under the same conditions at 80 °C. Only a trace amount of poly(CHO) was detected after 24 h (Fig. S2†). Therefore, this result indicated that long blocks of CHO were unfavorable in the presence of the tin catalyst and that the presence of SA was mandatory for the copolymerization to continue. This could be a result of the increasing steric hindrance of the longer  $(\text{CHO})_n$  blocks as demonstrated earlier.<sup>26</sup>

The effects of monomer concentrations and feed ratios were subsequently investigated as shown in Table 1 affording polymers having molecular weights of 2.1–4.3 kDa and moderate dispersity values of around 1.5 (entries 2 and 4–6). As the CHO ratios (B) increased from 100 equiv. to 300 and 600 equiv.

(Table 1, entries 2, 4 and 5), the amount of  $AB_x$  polymer increased from 56 to 67, and 75%, respectively. The  $x_{\text{av}}$  values also increased from 2.6 to 3.0 and 3.4 indicating longer CHO units in the polymer chains as the amount of CHO increased. The existence of AB and  $AB_x$  sequences are confirmed by the presence of *b* protons in the  $^1\text{H}$  NMR spectrum at 4.82 ppm for AB sequences (see Fig. 2a for comparison), and the presence of *c* protons at 4.65–4.75 ppm for  $AB_x$  sequences as shown in Fig. 2b.<sup>26</sup> When initial CHO concentrations were doubled from 1.0 M to 2.0 M (entries 4 vs. 6), the amount of  $AB_x$  polymer significantly increased from 67 to 82% while the  $x_{\text{av}}$  values remained constant at 3.0 (Fig. 2c). Complete hydrolysis of the obtained copolymer in entry 6 was also carried out under aqueous basic conditions at 80 °C (Fig. S30†). The hydrolyzed compositions were subsequently determined by APCI mass spectrometry (Fig. S31†) revealing a distribution of  $B_x$  fragments with  $x = 2$ –4 with  $x = 3$  as the majority, in line with the observed  $x_{\text{av}} = 3$  from entry 6. A kinetic study run in triplicate under the conditions of entry 6 (Fig. 3a and Table S1†) revealed that the consumption ratios of CHO compared to SA were in a narrow range of 2.64–2.80 since the beginning of the polymerization indicating a greater preference for multiple insertions of CHO from the start. With a consumption ratio of less than 6 (initial  $[\text{CHO}]:[\text{SA}] = 6$ ), the remaining  $[\text{CHO}]$  will be in excess compared to  $[\text{SA}]$  throughout the polymerization. A plot of polymer composition vs. time (Fig. 3b) revealed that the %AB and % $AB_x$  in the copolymer are in a narrow range of around 17% and 83%, respectively. Therefore, the excess CHO does not change polymer compositions during the polymerization. The molecular weight from GPC also increased linearly with increasing monomer consumption with dispersities of around 1.5 (Fig. 3c and Table S2†). The molecular weights were also determined using NMR by end-group integration. The  $M_{n,\text{NMR}}$  values were higher than those from GPC. The difference is possibly due to  $M_{n,\text{GPC}}$  being obtained in reference to the polystyrene standard. Nevertheless, both molecular weights obtained from NMR and



**Fig. 2**  $^1\text{H}$  NMR spectra (600 MHz,  $\text{CDCl}_3$ , 30 °C) of the copolymer from ROCOP of SA and CHO having different AB and  $AB_x$  components.

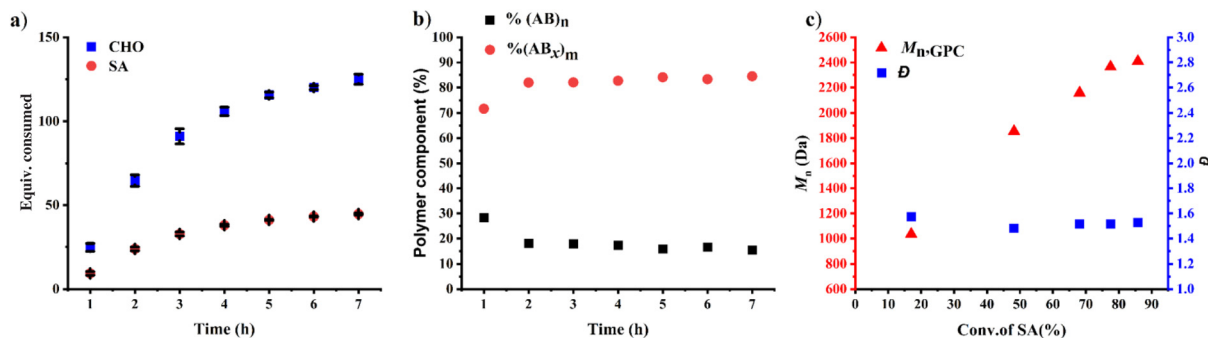


Fig. 3 ROCOP of CHO and SA using CHO : SA : SnOct<sub>2</sub> = 300 : 50 : 1 with initial [CHO]<sub>0</sub> = 2.0 M at 80 °C. (a) Plots of consumed monomers versus time, (b) plots of polymer composition versus time and (c) plots of  $M_n$  and dispersity versus conversion of SA.

GPC methods progressed linearly along the same increasing trend with increasing SA conversion. The low molecular weight could be from impurities from cyclic anhydrides<sup>46,47</sup> and some protic impurities from commercial SnOct<sub>2</sub> that can undergo chain transfer causing low  $M_n$ .<sup>40,41</sup> The amount of  $AB_x$  polymer can be increased impressively to 95% with only 5% of the alternate  $AB$  polymer when the polymerization is carried out in neat CHO (Table 1, entry 7 and Fig. 2d). The  $x_{av}$  value increased to 5.2 indicating longer polyether segments in the polymer chains. Therefore, the amount of  $AB_x$  polymer and the polyether chain length can be controlled by tuning the A:B ratios, monomer concentrations, and polymerization temperature.

The rate law for the ROCOP of SA and CHO was determined using initial rate analysis within the first 20% conversion of SA using the relationship of rate =  $k_p[SA]^x[CHO]^y[SnOct_2]^z$ . For SA dependence, the initial rates were determined at different initial SA concentrations ([SA]<sub>0</sub> = 0.165, 0.220, 0.275, and 0.330 M) while [CHO]<sub>0</sub> and [SnOct<sub>2</sub>]<sub>0</sub> were kept constant at 2.0 M and 6.7 mM, respectively. The plot of initial rates versus the SA concentration demonstrated a linear correlation indicating that the reaction has a first-order dependence on SA concentration (Fig. 4a). The CHO dependence was determined similarly using different initial CHO concentrations ([CHO]<sub>0</sub> = 1.33, 1.67, 2.00, and 2.33 M) while initial catalyst and SA concentrations were held constant ([SnOct<sub>2</sub>]<sub>0</sub> = 6.7 mM and [SA]<sub>0</sub> = 0.33 M). A plot of the initial polymerization rate (<20% SA conversion) and [CHO] was obtained but it deviated from a linear

relationship. Therefore, the order of the reaction was determined by taking the natural logarithm of the above equation giving the relationship  $\ln[\text{rate}] = y \ln[\text{CHO}]_{\text{ini}} + \ln(k_{\text{obs}})$  where  $k_{\text{obs}} = k_p[SA][SnOct_2]^z$ . As shown in Fig. 4b, a plot of  $\ln[\text{rate}]$  vs.  $\ln[\text{CHO}]$  gave a linear relationship with a slope of 1.93, which is approximated to 2. Therefore, the reaction is 2<sup>nd</sup> order with respect to the CHO concentration. Finally, the catalyst dependence was determined by varying the initial concentrations of [SnOct<sub>2</sub>]<sub>0</sub> (3.3, 6.7, 10.0, and 13.4 mM) using [CHO]<sub>0</sub> and [SA]<sub>0</sub> of 2.0 M and 0.33 M, respectively. The initial rates of polymerization increased with increasing catalyst concentration in a linear fashion (Fig. 4c) also suggesting a first-order dependence on SnOct<sub>2</sub>. Therefore, the rate law of the polymerization is as follows:

$$\text{Rate} = k_p [SA][CHO]^2[SnOct_2]$$

In other catalytic systems where alternating  $(AB)_n$  polymers were obtained, the insertion of cyclic anhydride is relatively fast (normally zero-order with respect to cyclic anhydride concentrations).<sup>42,48</sup> Since the reaction has first-order dependence with respect to the SA concentration in our system, the insertion rate of SA into the tin catalyst system is relatively slower. In addition, the 2<sup>nd</sup>-order dependence on the CHO concentration will also assist in multiple epoxide insertions to form  $AB_x$  polymer sequences.

A general ROCOP mechanism involves metal alkoxide (after epoxide insertions) and metal carboxylate (after cyclic anhydride insertions) intermediates.<sup>5,6</sup> Therefore, both alcohols

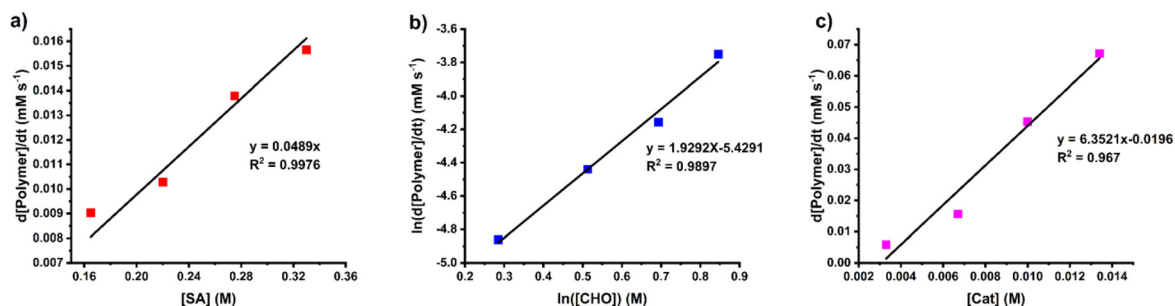


Fig. 4 Plots of initial rates versus (a) SA concentration, (b) CHO concentration and (c) SnOct<sub>2</sub> concentration.

and carboxylic acids are eligible as initiators or chain transfer agents allowing possible end-functionalization of the obtained polymers. This is a great advantage since carboxylic acids are not efficient initiators for common ROP of cyclic esters. We tested this hypothesis by adding benzyl alcohol and benzoic acid as initiators (Table 1, entries 8 and 9). The resulting polymers revealed a similar amount of the  $AB_x$  polymer (77%) and  $x_{av}$  values (3.2–3.3) compared to the polymerization without added initiators (entry 6). However, the obtained polymers have lower molecular weights as a result of more initiators being present in the polymerizations. Both 2-ethylhexanoate and benzyloxy (or benzoate) were observed as the end groups in the resulting polymers (Fig. S12 and S13<sup>†</sup>).

ROCOP using  $SnOct_2$  as the catalyst can be extended to other bulky cyclic anhydrides including phthalic anhydride (PA), 1,8-naphthalic anhydride (NA), terpene-based cyclic anhydride (TBA), maleic anhydride (MA) and diglycolic anhydride (DGA) using an  $[Anh]:[CHO]:[SnOct_2]$  ratio of 50:300:1 (Table 1, entries 10–14). In all cases, copolymers having  $(AB_x)_m$  sequences were successfully obtained and  $(AB_x)_m$  percentages of 97% for PA, 72% for NA, 71% for MA and 26% for DGA were achieved. Although  $SnOct_2$  can catalyze ROCOP of CHO and TBA giving  $[CHO]:[TBA] = 2.8$  in the copolymer, the accurate percentages of  $(AB)_n$  and  $(AB_x)_m$  cannot be determined due to the broad and significantly overlapping signals around 4.5–4.8 ppm arising from the asymmetric nature of TBA (Fig. S20<sup>†</sup>). Because the polymer structure has a strong influence on thermal properties, such as glass transition temperature ( $T_g$ ), the increasing amount of  $B_x$  units will play a significant role in this property. The  $T_g$  of poly(SA-co-CHO) (Table 1, entry 6) having 82%  $AB_3$  was found at 48 °C, which is in between the reported  $T_g$  of perfectly alternating poly(SA-alt-CHO) at 32 °C<sup>49</sup> and poly(CHO) at 58–75 °C.<sup>50</sup> A similar effect was also observed for MA (Table 1, entry 12) where the  $T_g$  of the polymer having 71%  $AB_{3,4}$  also demonstrated a higher value of 62 °C, which is higher than that of poly(MA-alt-CHO) reported at 51 °C.<sup>49</sup> In contrast, for the bulkier cyclic anhydrides (PA, NA, and TBA listed in Table 1, entries 10, 11 and 14), the observed  $T_g$  values are lower than those previously reported for poly(PA-alt-CHO), poly(NA-alt-CHO), and poly(TBA-alt-CHO) of 133,<sup>49</sup> 159,<sup>51</sup> and 162 °C,<sup>52</sup> respectively. This is due to the greater flexibility of the cyclohexyl rings (in the  $AB_x$  unit) compared to the more rigid aromatic and tricyclic units. In addition, the increase of CHO content in the  $AB_x$  copolymer decreases the content of rigid cyclic anhydrides in the resulting copolymer. Therefore, the overall rigidity of the copolymer is decreased giving lower  $T_g$  values. The molecular weight of the polymer can be increased by changing the monomer:catalyst ratio as shown in Table 1 (compare entries 10 and 15) giving poly(PA-co-CHO) with a higher  $M_n$  value of 17 580 Da ( $D = 1.25$ ) and an impressive  $AB_x$  content of 99% with  $x_{av}$  of 3.4.

The preference for multiple insertions of epoxides is not limited to just CHO. When cyclopentene oxide (CPO) and propylene oxide (PO) were used instead of CHO at a ratio of  $[PA]:[CPO \text{ or } PO]:[SnOct_2] = 50:300:1$ , as shown in Table 1 entries 16 and 17, copolymers having high  $(AB_x)_m$  sequences of

77% for CPO and 88% for PO were successfully obtained. The  $T_g$  values of poly(PA-co-CPO) and poly(PA-co-PO) reported in entries 16 and 17 were found at 33 °C and –1 °C, respectively. These  $T_g$  values are significantly lower than the  $T_g$  values of alternate poly(PA-alt-CPO) and poly(PA-alt-PO) reported at 48 and 40 °C, respectively.<sup>53</sup>

### Synthesis of poly( $AB_x$ -b-PLA) and $AB_x$ -based polyurethane

Because  $SnOct_2$  is a common catalyst for ROP of cyclic esters, such as lactides, it is therefore possible that  $SnOct_2$  can be used to combine  $AB_x$  polymers in one pot with biodegradable polylactides widely used in food packaging and biomedical applications. MA was selected as a model cyclic anhydride because it contains a double bond capable of post-polymerization modifications if needed. To demonstrate this application, the first block of poly(ester-ether) was synthesized from ROCOP of MA and CHO using the  $[MA]:[CHO]:[SnOct_2]$  ratio of 50:300:1 affording the polymer with 21%  $(AB)_n$  and 79%  $(AB_x)_m$ ;  $x = 3.2$  ( $M_n = 2270$  Da,  $D = 1.41$ ). After MA was completely consumed, 50 equiv. of L-LA was subsequently added in one pot giving a diblock polymer having the  $(AB)_n/(AB_x)_m/PLA$  ratio of 6:30:64 ( $M_n = 4880$  Da,  $D = 1.35$ ) as shown in Fig. 5a. A single diffusion coefficient was also observed in the DOSY-NMR spectrum confirming the success of polylactide addition to the existing poly(ester-ether) in one pot (Fig. 5b). The GPC trace of the final product was still observed as a monomodal narrow distribution (Fig. S50<sup>†</sup>). A single  $T_g$  value of 63 °C was observed for the block copolymer (Fig. S53<sup>†</sup>), which is indicative of polymer miscibility.

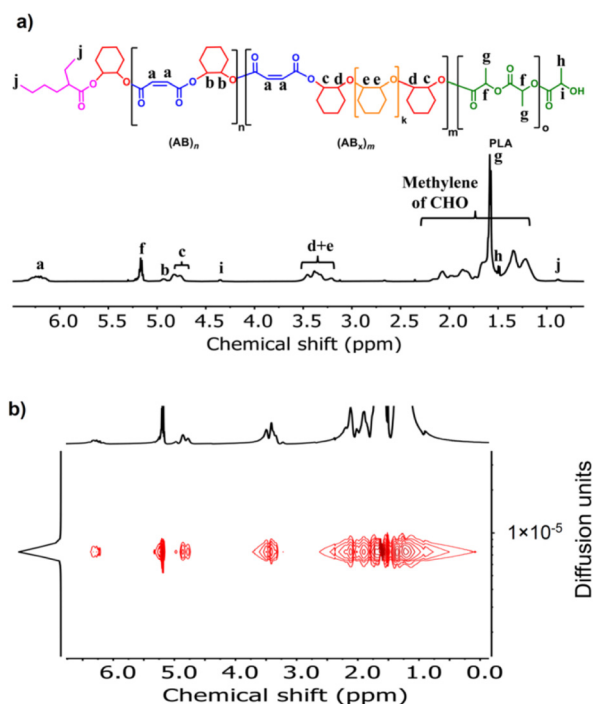
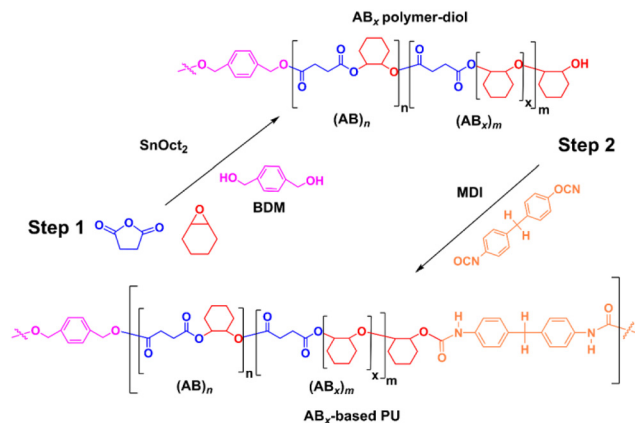


Fig. 5 (a)  $^1H$  NMR and (b) DOSY spectra (600 MHz,  $CDCl_3$ , 30 °C) of poly(ester-ether)-b-PLA.





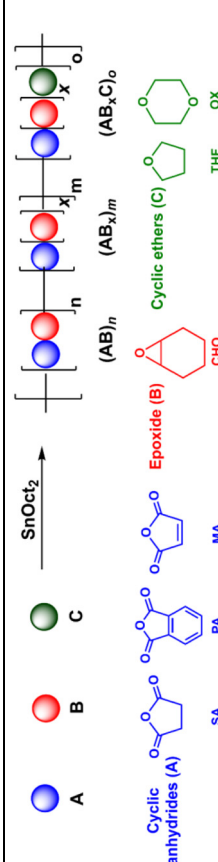
**Scheme 2** Synthesis of the  $AB_x$ -based polyurethane.

The versatility of  $\text{SnOct}_2$  can be further demonstrated in polyurethane synthesis as shown in Scheme 2 where tin-based complexes were commonly exploited as catalysts owing to their efficiency for reactions of isocyanates and alcohols.<sup>54</sup> ROCOP of SA and CHO catalyzed by  $\text{SnOct}_2$  was first carried out using 1,4-benzodimethanol (BDM) as a bifunctional initiator using  $[\text{CHO}]:[\text{SA}]:[\text{SnOct}_2]:[\text{BDM}]$  of 1200:200:1:20 in 42 h at 80 °C. A small polymer sample was taken and found to be poly(ester-ether)diol ( $M_n = 2450 \text{ g mol}^{-1}$ ,  $D = 1.32$ ) with 14% AB and 86%  $AB_x$ ;  $x_{\text{av}} = 3.6$ . Subsequently in one pot, 20 equiv. of 4,4'-diphenylmethane diisocyanate (MDI) was added to the reaction mixture and stirred for 24 h affording a polyurethane with a higher molecular weight (Fig. S54<sup>†</sup>) of  $5903 \text{ g mol}^{-1}$  ( $D = 2.09$ ). The  $^1\text{H}$  and DOSY NMR analyses also confirmed the existence of urethane linkages installed in the polymer chain (Fig. S55 and S56<sup>†</sup>). The FT-IR spectrum (Fig. S57<sup>†</sup>) of the poly(ester-ether)-based polyurethane showed the characteristic absorptions at  $1526 \text{ cm}^{-1}$  and  $3351 \text{ cm}^{-1}$  due to NH deformation and stretching vibrations, respectively.<sup>55</sup>

### Synthesis of the novel $AB_xC$ poly(ester-ether) from additional cyclic ethers (C)

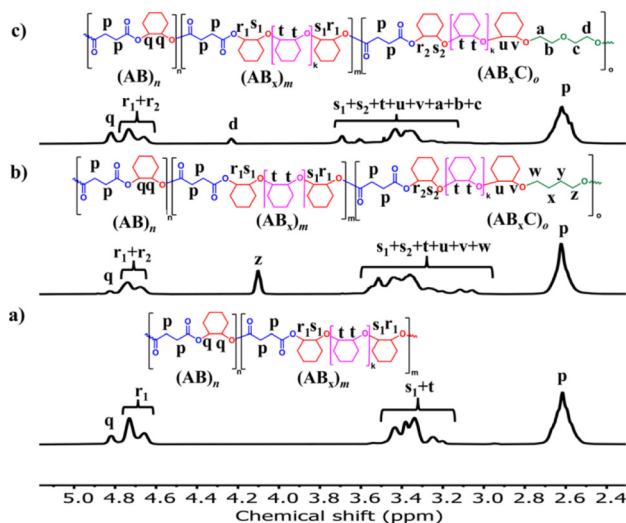
Recently, a zirconium complex was reported by Williams as a catalyst in the ROCOP of cyclic anhydride (A), epoxide (B), and THF (C), giving a unique copolymer having ABB and ABC repeating units possibly due to the large ionic radii of  $\text{Zr(IV)}$ .<sup>31</sup> Up to 29% selectivity for THF was reported. Inspired by this excellent work, we explored the possibility of THF incorporation into the copolymer using  $\text{SnOct}_2$  since  $\text{Sn(II)}$  has a larger ionic radius ( $1.36 \text{ \AA}$ )<sup>56</sup> compared to that of  $\text{Zr(IV)}$  ( $0.72 \text{ \AA}$ ).<sup>31</sup> Therefore, novel  $AB_xC$  polymer sequences having multiple B units could be synthesized in addition to the reported ABC sequence. ROCOP of only two monomers (SA and THF) using an  $[\text{SA}]:[\text{THF}]:[\text{SnOct}_2]$  ratio of 50:150:1 was first carried out at 80 °C for 24 h in a closed reactor but resulted in no polymer formation (Table 2, entry 1). Polymerization using the  $[\text{CHO}]:[\text{THF}]:[\text{SnOct}_2]$  ratio of 150:150:1 at 80 °C also showed no conversion after 44 h (Table 2, entry 2). Polymerization was then conducted with three monomers

**Table 2** ROCOP of cyclic anhydrides, CHO, and cyclic ethers catalyzed by 1 equiv. of  $\text{SnOct}_2$  at 80 °C



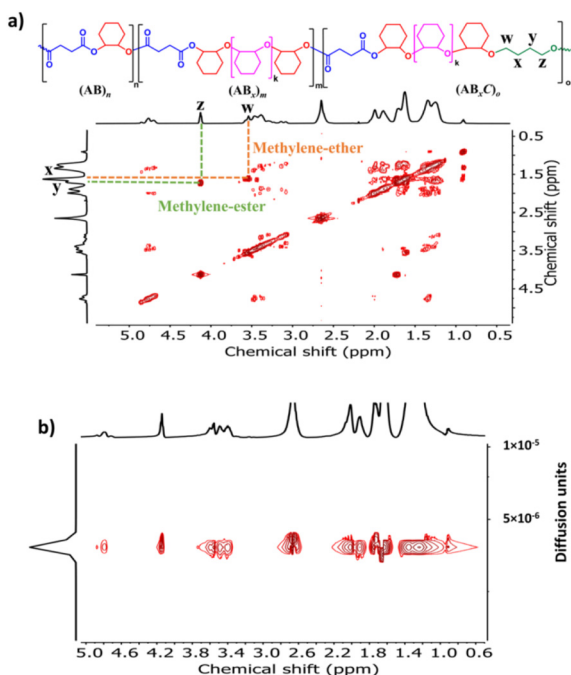
Entry	Monomers			Equiv. of monomers			Degrees of polymerization <sup>a</sup>			Polymer selectivity for THF or OX <sup>a</sup> (%)			Polymer component <sup>a</sup> (%)			$M_{n,\text{GPC}}^c$ (Da)	$D^c$	$T_g^d$ (°C)
	A	B	C	A	B	C	A	B	C	(AB) <sub>n</sub>	(AB <sub>x</sub> ) <sub>m</sub>	(AB <sub>x</sub> C) <sub>o</sub>	$x_{\text{av}}$	$M_{n,\text{theo}}^b$ (Da)	$M_{n,\text{theo}}^b \times (DP_A/2)$			
1	SA	—	—	50	—	—	—	—	—	—	—	—	—	—	—	—	—	
2	CHO	THF	—	150	150	—	24	—	—	—	—	—	—	—	—	—	—	
3	SA	CHO	THF	50	150	150	44	139	19	43	8	49	43	9850	3580	1.47	8	
4	SA	CHO	THF	50	150	800	49	116	34	70	12	18	70	9510	4090	1.33	12	
5	SA	CHO	THF	50	150	3000	49	96	36	74	17	9	74	8600	6140	1.35	9	
6	PA	CHO	THF	50	150	800	47	119	33	70	5	25	70	10600	5040	1.39	43	
7	MA	CHO	THF	50	150	800	49	120	36	72	11	17	120	9720	3800	1.23	24	
8	PA	CHO	OX	50	150	800	48	124	5	11	8	81	11	9990	4350	1.32	60	
9	SA	CHO	OX	50	150	800	34	110	4	9	27	64	9	8010	3480	1.32	34	

<sup>a</sup> Determined by  $^1\text{H}$  NMR spectroscopy (see the ESI<sup>†</sup>). The  $x_{\text{av}}$  value is the average number of B units in  $AB_x$  and  $AB_xC$  sequences (excluding AB units). <sup>b</sup>  $M_{n,\text{theo}} = [M_w \text{ of A} \times (DP_A/2)] + [M_w \text{ of C} \times (DP_C/2)] + M_w$  of the initiator. <sup>c</sup> Obtained from GPC analysis using a refractive index (RI) detector. <sup>d</sup> Obtained from DSC analysis.



**Fig. 6**  $^1\text{H}$  NMR spectra (600 MHz,  $\text{CDCl}_3$ , 30 °C) of (a)  $\text{AB}_x$  copolymer (Table 1, entry 6, for comparison); (b)  $\text{AB}_x\text{C}$  copolymer; C = THF (Table 2, entry 4); and (c)  $\text{AB}_x\text{C}$  copolymer; C = OX (Table 2, entry 9).

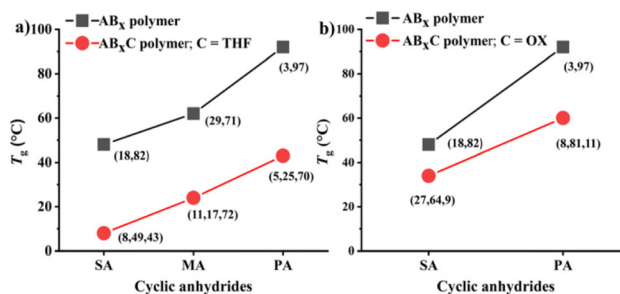
using an  $[\text{SA}]:[\text{CHO}]:[\text{THF}]:[\text{SnOct}_2]$  ratio of 50 : 150 : 150 : 1 at 80 °C (Table 2, entry 3). As anticipated, THF could now be copolymerized as evidenced by the new distinctive  $^1\text{H}$  NMR peak of  $-\text{CH}_2-\text{CH}_2-\text{OC}(\text{O})-$  at 4.10 ppm (shown in Fig. 6b as z protons and Fig. S59<sup>†</sup>). The COSY NMR spectrum revealed that the ring-opened THF contained methylene-ester on one end and methylene-ether at the other end strongly indicating CHO-THF-SA sequences (Fig. 7a). Therefore, only one THF



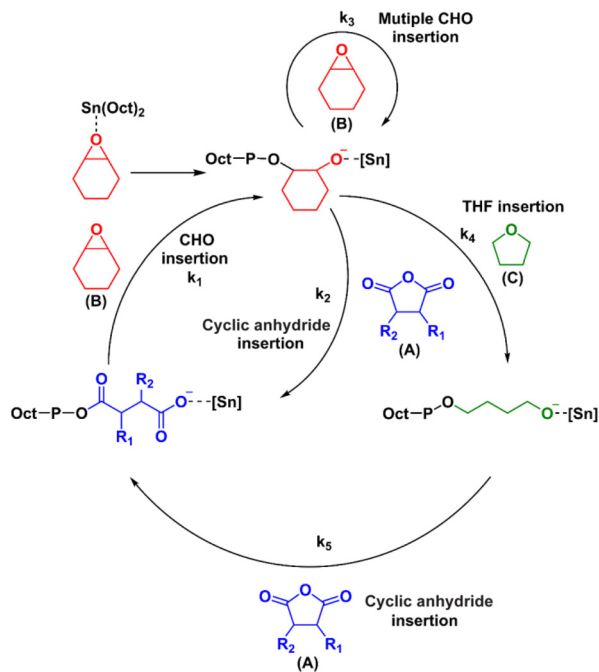
**Fig. 7** COSY and DOSY-NMR spectra (600 MHz,  $\text{CDCl}_3$ , 30 °C) of the copolymer from ROCOP of SA, CHO and THF using a SA/CHO/THF/SnOct<sub>2</sub> molar ratio of 50 : 150 : 150 : 1 (Table 2, entry 3).

unit was inserted after CHO insertions, followed immediately by the reaction with SA. This CHO-THF-SA sequence is highly possible because after the ring-opening of THF, the more reactive primary alkoxide ( $-\text{O}(\text{CH}_2)_4\text{O}^-$ ) is generated (compared to the secondary alkoxide after the CHO ring-opening) and can efficiently react with SA. The  $^1\text{H}$  NMR spectrum of the obtained polymer was carefully analyzed and found to contain 8% AB, 49%  $\text{AB}_x$ , and 43%  $\text{AB}_x\text{C}$  (see the ESI<sup>†</sup> for sequence analysis). A single diffusion coefficient was observed in the DOSY-NMR spectrum indicating that all monomers including THF were installed on the same polymer chains (Fig. 7b). The ring-opened THF is always connected to cyclic anhydride (SA) and will not exceed the amount of SA. Therefore, the selectivity for THF was defined and calculated relative to SA. A very high selectivity for THF incorporation of 43% was observed. The presence of THF in the polymer significantly reduced the  $T_g$  from 48 °C (Table 1, entry 6) to 8 °C (Table 2, entry 3) as shown in Fig. 8a due to the highly flexible  $-(\text{CH}_2)_4-$  backbone. The THF content could be increased impressively from 43% to 70%, and 74% by increasing the THF equivalents from 150 to 800, and 3000, respectively (Table 2, entries 3–5). This is the highest selectivity for THF ever reported for ROCOP. The major sequence of the polymer in entry 5, having THF content as high as 74%  $[\text{AB}_{2.2}\text{C}]_m$ , could also be rearranged to  $[\text{CAB}_{2.2}]_m$  or  $[(\text{THF})(\text{SA})(\text{CHO})_{2.2}]_m$ . Therefore, this new polymer can be alternatively visualized as butylene succinate units separated by approximately two CHO units. This polymer has a structure resembling that of poly(butylene succinate), a very well-known biodegradable polymer. The polymerizations with THF could also be extended to PA and MA giving the terpolymers with high  $\text{AB}_x\text{C}$  components of 70% and 72%, respectively with  $x_{\text{av}}$  around 2.6 (Table 2, entries 6 and 7). The  $T_g$  values of these polymers containing high THF contents were significantly lower by about 40–50 °C (Fig. 8a) due to the highly flexible methylene units incorporated into the polymer chains.

The mechanism for the terpolymerization leading to  $\text{AB}$ ,  $\text{AB}_x$ , and  $\text{AB}_x\text{C}$  sequences is proposed and presented in Scheme 3. After CHO is initially ring-opened, there are three possible insertion reactions: (1) cyclic anhydride insertion ( $k_2$ ), (2) CHO insertion (or multiple insertions as  $k_3$ ), and (3) THF insertion ( $k_4$ ). The insertion of cyclic anhydride to metal alkox-



**Fig. 8** Comparison of glass-transition temperatures ( $T_g$ ) between  $\text{AB}_x$  and  $\text{AB}_x\text{C}$  polymers where (a) C = THF and (b) C = OX, given that (X,Y) = %AB and % $\text{AB}_x$ , respectively, and (X,Y,Z) = %AB, % $\text{AB}_x$  and % $\text{AB}_x\text{C}$ , respectively.



**Scheme 3** Proposed mechanism for the formation of  $AB_x$  and  $AB_xC$  poly(ether-ester) from ROCOP of cyclic anhydrides (A), CHO (B) and THF (C).

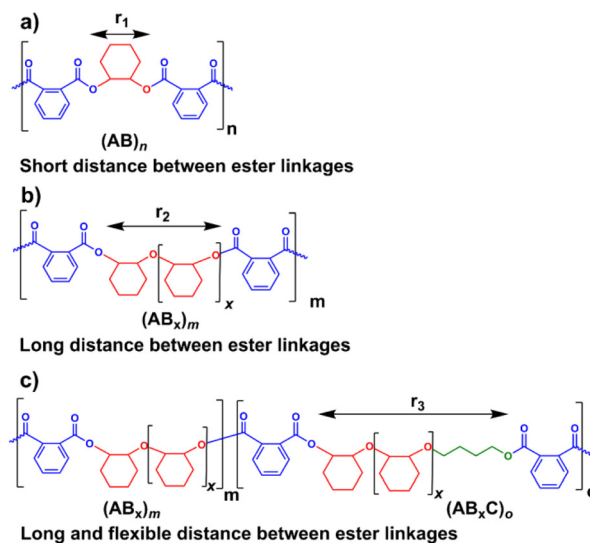
ides leads to alternating AB sequences as observed in many catalytic systems such as Al(III) and Cr(III) complexes where  $k_2 > k_3$ . However, in the  $SnOct_2$  system,  $k_2$  appeared to be slower than  $k_3$  leading to multiple insertions of CHO giving  $AB_x$  sequences. This is supported by the results presented in Table 1 where  $x_{av} = 2.5$ – $3.4$ . It is evident that insertions of 2–4 CHO units were favored over the insertions of cyclic anhydrides. This could be a result of the large size of tin(II) metal. After multiple insertions of CHO, THF could be inserted giving  $AB_xC$  sequences. From the results of the hydrolysis experiment (*vide infra*), multiple insertions of C units do not occur (Fig. S58†). Therefore, the generated  $[Sn]-O(CH_2)_4-$  species could react rapidly with the cyclic anhydride giving tin(II) carboxylates to complete the cycle. The factors that control monomer enchainment sequences are not certain at this point and will require further investigation.

In addition to THF, the more challenging highly stable 1,4-dioxane (OX) was investigated. Dioxane is commonly regarded as a stable solvent having inherently lower ring strain of  $14 \text{ kJ mol}^{-1}$  compared to that of THF at  $25 \text{ kJ mol}^{-1}$ .<sup>58,59</sup> Although ring-opening reactions of 1,4-dioxane have been reported, they are all quantitative reactions, not polymerizations. Therefore, there is no report of polymers obtained directly from 1,4-dioxane in the literature. Polymerization using a  $[PA]:[CHO]:[OX]:[SnOct_2]$  ratio of 50 : 150 : 800 : 1 was carried out at  $80 \text{ }^\circ\text{C}$  for 6 h (Table 2, entry 8). To our surprise, 1,4-dioxane could be incorporated into the polymer similar to THF having a dioxane selectivity of 11%. The obtained polymer contained 8% AB, 81%  $AB_x$ , and 11%  $AB_xC$  (see the

ESI† for sequence analysis). The polymerization with OX could be extended to SA (Table 2, entry 9 and Fig. 6c) under the same conditions where 9% selectivity for dioxane was observed furnishing the polymer containing 27% AB, 64%  $AB_x$ , and 9%  $AB_xC$ . The presence of  $-CH_2OC(O)-$  protons at 4.25 ppm (protons *d* in Fig. 6c) and a single diffusion coefficient in the DOSY NMR confirmed the dioxane incorporation in the copolymer (Fig. S79†). Significantly lower  $T_g$  values ( $15$ – $30 \text{ }^\circ\text{C}$ ) were also observed in  $AB_xC$  polymers compared to  $AB_x$  polymers for succinic anhydride and phthalic anhydride as shown in Fig. 8b.

### Degradation of $AB_x$ and $AB_xC$ polymers

Several reports suggested that the increasing distance between ester linkages can accelerate the degradation rates of polyesters.<sup>31,60</sup> Therefore,  $AB_x$  and  $AB_xC$  polymer sequences having long and flexible linkers between the ester linkages ( $B_x$  or  $B_xC$ ) might demonstrate higher hydrolysis rates compared to the shorter distance between the ester linkages of the alternating  $(AB)_n$  polyester (Scheme 4,  $r_1 < r_2 < r_3$ ). Different polymer structures ( $AB_x$  and  $AB_xC$ ) were evaluated for degradability compared to the conventional alternate  $(AB)_n$  polyester targeted for hydrolysis at the ester bonds. The polymers having similar molecular weights in the range of 4.4–6.5 kDa were selected (Table S6†). The polymers were purified by precipitation in excess cold methanol 3 times and were subsequently subjected to the degradation test in 5 M NaOH at  $70 \text{ }^\circ\text{C}$  for 4 days as shown in Fig. 9. Poly(PA-*alt*-CHO) (alternating  $(AB)_n$  polymer) was intact as the molecular weight of poly(PA-*alt*-CHO) remained rather constant during the testing period. On the other hand, poly(PA/CHO) (3% AB, 97%  $AB_{3.3}$ ) and poly(PA/CHO/OX) (8% AB, 81%  $AB_{2.7}$ , 11%  $AB_{2.7}C$ ) degraded rapidly at a similar rate within 4 days. This is possibly due to the longer distance between ester linkages found in  $(AB_x)_m$



**Scheme 4** Increasing distances between ester linkages in AB,  $AB_x$ , and  $AB_xC$  sequences.

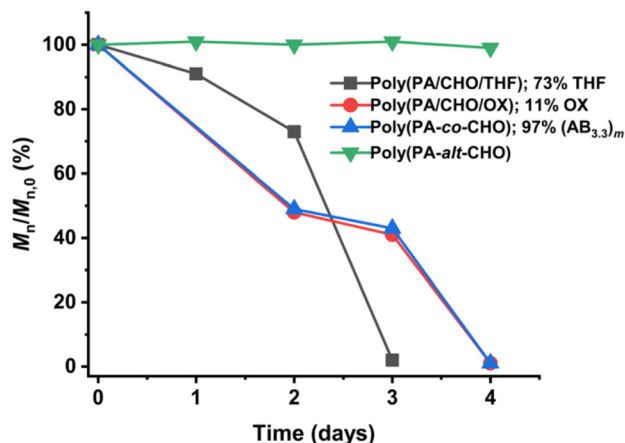


Fig. 9 Degradation profiles of AB, AB<sub>x</sub>, and AB<sub>x</sub>C (C = THF, OX) polymers.

sequences as shown in Scheme 4a and b where  $r_2 > r_1$ . In addition, the low amount of the OX content (11%) in the polymer may not yet cause substantial differences compared to the parent AB<sub>x</sub> polymer. Interestingly, poly(PA/CHO/THF) (4% AB, 23% AB<sub>2.5</sub>, 73% AB<sub>2.5</sub>C) degraded rapidly in 3 days. The APCI mass spectra of the degraded components were recorded and analyzed to be B<sub>x</sub> and B<sub>x</sub>C moieties with  $x = 2,3$  having B<sub>2</sub>C as the majority unit (Fig. S58†). This result indicated that only ester bonds (A–B and C–A) were hydrolyzed during the degradation. The degradation appeared to be slow at first to allow water diffusion into the polymer but subsequently accelerated as a result of enhanced hydrolysis at the  $-\text{C}(\text{O})-\text{O}(\text{CH}_2)_4-$  ester bonds. The longer distances ( $r_2$  and  $r_3$ ) between ester linkages found in (AB<sub>x</sub>)<sub>m</sub> and (AB<sub>x</sub>C)<sub>n</sub> sequences in poly(PA/CHO/THF) also have a significant impact on the degradation rate of the polymer backbone allowing faster hydrolysis of the ester bonds. In addition, a large number of highly flexible and hydrolytically more accessible methylene units from THF (Scheme 4c) could also take part to accelerate polymer degradation.

## Conclusions

Commercially available SnOct<sub>2</sub> was demonstrated as a simple, inexpensive, versatile, and highly efficient catalyst for the ring-opening co(ter)polymerization of cyclic anhydrides (A), CHO (B), and THF or 1,4-dioxane (C) without the need for cocatalysts. In addition to the alternate (AB)<sub>n</sub> polymers commonly presented in the literature, the poly(ester-ether) of AB<sub>x</sub> type having an adjustable ether length ( $x$ ) was synthesized with exceptionally high purity of up to 99%. The kinetic studies revealed a rate law of  $\text{rate} = k_p[\text{SA}][\text{CHO}]^2[\text{SnOct}_2]$  supporting multiple epoxide insertions to form AB<sub>x</sub> polymer sequences. The versatility of SnOct<sub>2</sub> was demonstrated and allowed the AB<sub>x</sub> polymer to seamlessly integrate with biodegradable polylactides and polyurethanes in one pot. In the presence of THF

or 1,4-dioxane, a new poly(ester-ether) of AB<sub>x</sub>C sequences was synthesized with impressive selectivity of the third component of up to 74% for THF. This is also the first time that 1,4-dioxane has been directly incorporated into the polymer structures with 11% selectivity. The incorporation of the third component (C) was shown to significantly reduce the  $T_g$  value by 40–50 °C and increase the degradation rate of the polymers due to the flexible methylene units. The unique catalytic efficiency of SnOct<sub>2</sub> has substantial implications for polymer engineering and synthesis because it allows new polymer architectures of AB<sub>x</sub> and AB<sub>x</sub>C sequences to effortlessly integrate with other existing ROP of cyclic esters widely used in biomedical and packaging applications through the use of a conventional air-stable SnOct<sub>2</sub> catalyst.

## Author contributions

Nattawat Jabprakon: investigation, visualization, formal analysis, and writing – original draft; Phongnarin Chumsaeng: visualization, formal analysis; Khamphree Phomphrai: conceptualization, validation, editing, and supervision.

## Conflicts of interest

There are no conflicts to declare.

## Acknowledgements

The authors acknowledge financial support from the Vidyasirimedhi Institute of Science and Technology (M22KHP-VIS010) and the National Research Council of Thailand (NRCT) (No. N42A650196).

## References

- R. P. Brannigan and A. P. Dove, *Biomater. Sci.*, 2017, **5**, 9–21.
- F. M. Haque, J. S. A. Ishibashi, C. A. L. Lidston, H. Shao, F. S. Bates, A. B. Chang, G. W. Coates, C. J. Cramer, P. J. Dauenhauer, W. R. Dichtel, C. J. Ellison, E. A. Gormong, L. S. Hamachi, T. R. Hoye, M. Jin, J. A. Kalow, H. J. Kim, G. Kumar, C. J. LaSalle, S. Liffland, B. M. Lipinski, Y. Pang, R. Parveen, X. Peng, Y. Popowski, E. A. Prebhalo, Y. Reddi, T. M. Reineke, D. T. Sheppard, J. L. Swartz, W. B. Tolman, B. Vlasisavljevich, J. Wissinger, S. Xu and M. A. Hillmyer, *Chem. Rev.*, 2022, **122**, 6322–6373.
- M. A. Hillmyer and W. B. Tolman, *Acc. Chem. Res.*, 2014, **47**, 2390–2396.
- X. Yu, J. Jia, S. Xu, K. U. Lao, M. J. Sanford, R. K. Ramakrishnan, S. I. Nazarenko, T. R. Hoye, G. W. Coates and R. A. DiStasio Jr., *Nat. Commun.*, 2018, **9**, 2880–2888.

- 5 J. M. Longo, M. J. Sanford and G. W. Coates, *Chem. Rev.*, 2016, **116**, 15167–15197.
- 6 S. Paul, Y. Zhu, C. Romain, R. Brooks, P. K. Saini and C. K. Williams, *Chem. Commun.*, 2015, **51**, 6459–6479.
- 7 B. A. Abel, C. A. L. Lidston and G. W. Coates, *J. Am. Chem. Soc.*, 2019, **141**, 12760–12769.
- 8 N. Laiwattanapaisarn, A. Virachotikul, P. Chumsaeng, T. Jaenjai and K. Phomphrai, *Inorg. Chem.*, 2022, **61**, 20616–20628.
- 9 F. D. Monica and A. W. Kleij, *ACS Sustainable Chem. Eng.*, 2021, **9**, 2619–2625.
- 10 F. Santulli, I. D'Auria, L. Boggioni, S. Losio, M. Proverbio, C. Costabile and M. Mazzeo, *Organometallics*, 2020, **39**, 1213–1220.
- 11 N. J. Van Zee and G. W. Coates, *Angew. Chem., Int. Ed.*, 2015, **54**, 2665–2668.
- 12 X. Wang, Z. Huo, X. Xie, N. Shanaiah and R. Tong, *Chem. – Asian J.*, 2023, **18**, e202201147.
- 13 A. Takasu, M. Ito, Y. Inai, T. Herabayashi and Y. Nishimura, *Polym. J.*, 1999, **31**, 961–969.
- 14 Y. Maeda, A. Nakayama, L. Arvanityannis, N. Kawasaki, K. Hayashi, N. Yamamoto and S. Aiba, *Polym. J.*, 2000, **32**, 307–315.
- 15 Y. Maeda, A. Nakayama, N. Kawasaki, K. Hayashi, S. Aiba and N. Yamamoto, *Polymer*, 1997, **38**, 4719–4725.
- 16 R. F. Fischer, *J. Polym. Sci.*, 1960, **44**, 155–172.
- 17 E. Fazekas, P. A. Lowy, M. A. Rahman, A. Lykkeberg, Y. Zhou, R. Chambenahalli and J. A. Garden, *Chem. Soc. Rev.*, 2022, **51**, 8793–8814.
- 18 W. Gruszka and J. A. Garden, *Nat. Commun.*, 2021, **12**, 3252–3264.
- 19 C. A. L. Lidston, S. M. Severson, B. A. Abel and G. W. Coates, *ACS Catal.*, 2022, **12**, 11037–11070.
- 20 W. T. Diment, W. Lindeboom, F. Fiorentini, A. C. Deacy and C. K. Williams, *Acc. Chem. Res.*, 2022, **55**, 1997–2010.
- 21 W. T. Diment and C. K. Williams, *Chem. Sci.*, 2022, **13**, 8543–8549.
- 22 A. J. Plajer and C. K. Williams, *ACS Catal.*, 2021, **11**, 14819–14828.
- 23 N. V. Reis, A. C. Deacy, G. Rosetto, C. B. Durr and C. K. Williams, *Chem. – Eur. J.*, 2022, **28**, e202104198.
- 24 A. Thevenon, J. A. Garden, A. J. White and C. K. Williams, *Inorg. Chem.*, 2015, **54**, 11906–11915.
- 25 Y. Zhu, C. Romain and C. K. Williams, *J. Am. Chem. Soc.*, 2015, **137**, 12179–12182.
- 26 T. Ungpittagul, T. Jaenjai, T. Roongcharoen, S. Namuangruk and K. Phomphrai, *Macromolecules*, 2020, **53**, 9869–9877.
- 27 N. Yuntawattana, G. L. Gregory, L. P. Carrodegua and C. K. Williams, *ACS Macro Lett.*, 2021, **10**, 774–779.
- 28 S. Yimthachote, P. Chumsaeng and K. Phomphrai, *Dalton Trans.*, 2022, **51**, 509–517.
- 29 W. Thumrongpatanaraks, T. Pongpanit, P. Chumsaeng, T. Jaenjai, S. Yimthachote and K. Phomphrai, *ChemistrySelect*, 2022, **7**, e202104450.
- 30 L. Cui, Y. Liu, B.-H. Ren and X.-B. Lu, *Macromolecules*, 2022, **55**, 3541–3549.
- 31 R. W. F. Kerr and C. K. Williams, *J. Am. Chem. Soc.*, 2022, **144**, 6882–6893.
- 32 M. A. Carnahan, C. Middleton, J. Kim, T. Kim and M. W. Grinstaff, *J. Am. Chem. Soc.*, 2002, **124**, 5291–5293.
- 33 C. Diaz and P. Mehrkhodavandi, *Polym. Chem.*, 2021, **12**, 783–806.
- 34 R. Wang, H. Zhang, M. Jiang, Z. Wang and G. Zhou, *Macromolecules*, 2021, **55**, 190–200.
- 35 M. Hans, H. Keul and M. Moeller, *Biomacromolecules*, 2008, **9**, 2954–2962.
- 36 F. Jia, X. Lu, D. Wang, X. Cao, X. Tan, H. Lu and K. Zhang, *J. Am. Chem. Soc.*, 2017, **139**, 10605–10608.
- 37 S. Theiler, S. E. Diamantouros, S. Jockenhoevel, H. Keul and M. Moeller, *Polym. Chem.*, 2011, **2**, 2273–2283.
- 38 R. van Dijkhuizen-Radersma, S. Metairie, J. R. Roosma, K. de Groot and J. M. Bezemer, *J. Controlled Release*, 2005, **101**, 175–186.
- 39 D. Merckle, O. King and A. C. Weems, *ACS Sustainable Chem. Eng.*, 2023, **11**, 2219–2228.
- 40 H. R. Kricheldorf and S. M. Weidner, *Polym. Chem.*, 2022, **13**, 1618–1647.
- 41 S. M. Weidner, A. Meyer, J. Falkenhagen and H. R. Kricheldorf, *Eur. Polym. J.*, 2021, **153**, 110508–110517.
- 42 C.-M. Chen, X. Xu, H.-Y. Ji, B. Wang, L. Pan, Y. Luo and Y.-S. Li, *Macromolecules*, 2021, **54**, 713–724.
- 43 X. Xia, T. Gao, F. Li, R. Suzuki, T. Isono and T. Satoh, *Macromolecules*, 2022, **56**, 92–103.
- 44 X. Xia, T. Gao, F. Li, R. Suzuki, T. Isono and T. Satoh, *J. Am. Chem. Soc.*, 2022, **144**, 17905–17915.
- 45 X. Xia, R. Suzuki, K. Takojima, D.-H. Jiang, T. Isono and T. Satoh, *ACS Catal.*, 2021, **11**, 5999–6009.
- 46 P. K. Saini, C. Romain, Y. Zhu and C. K. Williams, *Polym. Chem.*, 2014, **5**, 6068–6075.
- 47 H. Xie, L. Zheng, J. Feng, X. Wang, S. Kuang, L. Zhou, J. Jiang, Y. Xu, Y. Zhao and Z. Xu, *Polym. Chem.*, 2023, **14**, 1630–1638.
- 48 M. E. Fieser, M. J. Sanford, L. A. Mitchell, C. R. Dunbar, M. Mandal, N. J. Van Zee, D. M. Urness, C. J. Cramer, G. W. Coates and W. B. Tolman, *J. Am. Chem. Soc.*, 2017, **139**, 15222–15231.
- 49 L. Lin, J. Liang, Y. Xu, S. Wang, M. Xiao, L. Sun and Y. Meng, *Green Chem.*, 2019, **21**, 2469–2477.
- 50 K. Ambrose, J. N. Murphy and C. M. Kozak, *Macromolecules*, 2019, **52**, 7403–7412.
- 51 H. K. Ryu, D. Y. Bae, H. Lim, E. Lee and K.-s. Son, *Polym. Chem.*, 2020, **11**, 3756–3761.
- 52 M. J. Sanford, L. P. Carrodegua, N. J. Van Zee, A. W. Kleij and G. W. Coates, *Macromolecules*, 2016, **49**, 6394–6400.
- 53 S. Ghosh, E. Glöckler, C. Wölper, J. Linders, N. Janoszka, A. H. Gröschel and S. Schulz, *Eur. J. Inorg. Chem.*, 2022, e202101017.
- 54 Z. Ma, Y. Hong, D. M. Nelson, J. E. Pichamuthu, C. E. Leeson and W. R. Wagner, *Biomacromolecules*, 2011, **12**, 3265–3274.

- 55 T. Saito, K. Takojima, T. Oyama, S. Hatanaka, T. Konno, T. Yamamoto, K. Tajima, T. Isono and T. Satoh, *ACS Sustainable Chem. Eng.*, 2019, **7**, 8868–8875.
- 56 S. Uma, J. Singh and V. Thakral, *Inorg. Chem.*, 2009, **48**, 11624–11630.
- 57 H. K. Eigenmann, D. M. Golden and S. W. Benson, *J. Phys. Chem.*, 1973, **77**, 1687–1691.
- 58 B. Birkmann, T. Voss, S. J. Geier, M. Ullrich, G. Kehr, G. Erker and D. W. Stephan, *Organometallics*, 2010, **29**, 5310–5319.
- 59 Z. Zhang, W. Sun and Z. Cao, *Chin. J. Org. Chem.*, 2018, **38**, 1292–1318.
- 60 S. P. Zustiak and J. B. Leach, *Biomacromolecules*, 2010, **11**, 1348–1357.