

Cite this: *J. Mater. Chem. C*, 2020, **8**, 7034

Electric-controlled half-metallicity in magnetic van der Waals heterobilayer†

Cheng Tang,^{a,b} Lei Zhang,^{a,b} Stefano Sanvito^c and Aijun Du^{a,b*}

Controlling the half-metallicity of 2D magnets is of great significance for both fundamental research and potential applications in quantum information storage, transmission and processing. Among the possible 2D magnetic heterostructures, those with intrinsic magneto-electric coupling have a great potential in this field. Herein we theoretically investigate the experimentally feasible CrI₃-CrGeTe₃ heterobilayers (Cr-H) and show electric-field-dependent half-metallicity. Besides the stacking-dependent magnetization in Cr-H, robust half-metallicity can be induced in ferromagnetic and ferrimagnetic heterobilayers by an electric field over 0.6 V Å⁻¹. This is due to the electric-controlled band alignment in such asymmetric band structure. Furthermore, a spin-polarized band crossing is introduced in its type-II spin channel for a continuously increased electric field. Thus, the magnetic heterobilayer (e.g. Cr-H) with spin-polarized band alignment represents a promising materials platform for the design of 2D controllable magnetoelectronic and spintronic devices.

Received 26th March 2020,
Accepted 26th April 2020

DOI: 10.1039/d0tc01541e

rsc.li/materials-c

Introduction

Half metallicity endows magnets with the ability to generate fully spin-polarized current, leading to a great potential of spintronics in highly efficient information storage and processing.¹⁻³ This intriguing property has attracted considerable attention since being first realized in Mn-based Heusler alloys in 1983,⁴ and it has been theoretically and/or experimentally discovered in several bulk materials, including ferromagnetic manganese perovskite,⁵ silicon-based heterostructure,⁶ metal-doped dilute magnetic semiconductor⁷ and transition metal oxide and fluoride.^{8,9} In addition, half metallicity has also been theoretically demonstrated in a few two-dimensional (2D) structures, such as inorganic nanosheets containing transition metals,¹⁰⁻¹⁵ metal-organic frameworks^{16,17} and graphitic carbon nitride.¹⁸ In general, the successful discovery of 2D half-metals opens great opportunities for nanoscale spintronics. Unfortunately, in currently-known intrinsic half-metals, it is difficult to control the transition between the half-metallic and the semiconducting state, so that the fully spin-polarized current cannot be switched on and off at will. This is a major limitation undermining the design of controllable spintronic applications, including quantum computing and spin field effect transistor (FET).

The realization of magnetic anisotropy promoted the discovery of 2D ferromagnetic materials. In 2017, CrI₃ and CrGeTe₃^{19,20} monolayers were successfully exfoliated from their bulk counterparts. Their stable structures and out-of-plane magnetization make them an interesting materials palette for magnetoelectronics, magneto-optics and ultrahigh-density memory devices.²¹⁻²⁵ Their 2D nature enables the formation of complex heterostructures with attractive magnetoelectronic properties²⁶⁻²⁹ *via* van der Waals (vdW) interaction. Among them, magnetic bilayers are particularly interesting, since their interlayer magnetic coupling can be tuned to be either ferromagnetic (FM) or antiferromagnetic (AFM) by charge doping, element modification, external electric field and mechanical motion.^{11,27,30-34} In particular, electrically induced half-metallicity has been recently predicted in a few 2D systems with zero net magnetic moment, such as gapless graphene nanoribbons and small bandgap antiferromagnets.^{35,36} In these the electric field becomes a powerful tool for adjusting the spin-polarized electronic properties of 2D materials. To the best of our knowledge, notwithstanding massive efforts,^{27,37-39} controllable half-metallicity has not been yet reported in 2D ferromagnetic layers both in experiments or theory. Thus the question is: can half-metallicity be introduced and controlled in ferromagnetic bilayers?

Recently, magnetic heterostructures with intrinsic interlayer magnetic and electronic coupling have been widely studied as media for spin-Hall effect, multiferroicity, skyrmion generation and spin valves.⁴⁰⁻⁴⁴ The band structures of these vdW heterostructures can be tuned more efficiently than those of repeated multilayers, thus that magnetic heterobilayers appears as the

^a Centre for Materials Science, Queensland University of Technology, Gardens Point Campus, Brisbane, QLD 4000, Australia. E-mail: aijun.du@qut.edu.au

^b School of Chemistry and Physics, Queensland University of Technology, Gardens Point Campus, Brisbane, QLD 4000, Australia

^c School of Physics and CRANN Institute, Trinity College, Dublin 2, Ireland

† Electronic supplementary information (ESI) available. See DOI: 10.1039/d0tc01541e

ideal system for achieving electric-field-controlled magneto-electronic properties.^{45,46} The 2D magnetic heterobilayers investigated to date are made by a combination of magnetic and nonmagnetic layers,^{46,47} a strategy that limits the possibility of manipulating magnetism and spin transport. With the goal of achieving controllable half-metallicity, here we propose a new-type of heterobilayer, composed of two different FM layers (FM–FM heterobilayer), possessing strong and asymmetric inter-layer magneto-electronic coupling.

In this work, we theoretically reveal that a half-metallic electronic structure can be induced and controlled in a new artificial FM semiconductor, CrI₃–GeGeTe₃ heterobilayers (Cr–H), by the application of a moderate electric field. Cr–H can be experimentally fabricated, since both CrI₃ and CrGeTe₃ exist in their monolayer form and display well-matched lattice constants. By sliding the layers along the two high-symmetry directions, [100] and [110], we have discovered several energetically favourable stacking orders at global and local minima, and found that the interlayer magnetism can be either FM or ferrimagnetic (FiM) depending on the precise geometry of the bilayer. Most importantly, robust half-metallicity can be introduced by applying an electric field of 0.6 V Å⁻¹ (in the direction from CrGeTe₃ to CrI₃). Moreover, the spin-polarized band crossing is also discovered in FM Cr–H under the continuously increased field. Herein, the mechanical analysis reveals that the external applied field offsets the electrostatic potential, leading to the electrically induced band alignment in heterobilayers. Our findings suggest that Cr–H can be used for implementing efficient spin FETs in 2D, a device of great significance for both fundamental research and magneto-electronic applications.

Computational details

Our calculations have been performed with density functional theory (DFT)^{48,49} as implemented in the Vienna *ab initio* Simulation Package (VASP),^{50,51} constructed over the projector-augmented wave (PAW) method.⁵² In order to determine the magnetic ground state, we have calculated the total energies of Cr–H for different magnetic structures with the Perdew–Burke–Ernzerhof (PBE) parameterization of the generalized gradient approximation (GGA)⁵³ to the exchange–correlation energy. Here, to describe the strong correlations between electrons in the *d* shell, a Hubbard Coulomb on-site potential, *U*, of 3.0 eV is set for Cr, which is in consistent with previous calculations in 2D CrI₃.^{30,31} Our results have also been extended to considering spin–orbit coupling (SOC) within GGA+*U*.⁵⁴ In order to obtain more accurate results and to eliminate the uncertainty associated with the empirical *U* parameter, the state-of-the-art Heyd–Scuseria–Ernzerhof (HSE) hybrid functional⁵⁵ has also been used. In all calculations, a vacuum gap larger than 20 Å was introduced to prevent the interactions between the out-of-plane periodic replica of the unit cell. The plane-wave cut-off energy was set to 400 eV, while a Gamma-centred *k*-point meshes of 7 × 7 × 1 was used to sample the first Brillouin zone. Dispersive vdW interactions were considered in our calculations through the empirical DFT-D3 corrections. The geometric

structures were optimized without any constraint (unless noted otherwise) until the energy of each atoms converged to 10⁻⁶ eV and the forces were less than 0.001 eV Å⁻¹.

The surface binding energies, *E_b*, of Cr–H for different stacking orders can be calculated as

$$E_b = E_{\text{Cr-H}} - E_{\text{CrI}} - E_{\text{CrGeTe}}$$

where, the *E_{Cr-H}*, *E_{CrI}* and *E_{CrGeTe}* are the total energies of 2D Cr–H, CrI₃ and CrGeTe₃ nanosheets, respectively. From the DFT total energies of various magnetic configurations one can extract the spin-exchange coupling parameters, *J*, defined by the Heisenberg Hamiltonian,

$$H = J_{\text{CrI}} \sum_{\langle ij \rangle} \vec{S}_i \vec{S}_j + J_{\text{CrGeTe}} \sum_{\langle kl \rangle} \vec{S}_k \vec{S}_l + J_{\text{inter}} \sum_{\langle\langle ik \rangle\rangle} \vec{S}_i \vec{S}_k + \sum_{i,k} K_{i,k} (\vec{S}_{i,k} \vec{A}_{i,k})^2$$

where, *J_{CrI}* and *J_{CrGeTe}* are the magnetic coupling constants of the nearest-neighboring Cr atoms within CrI₃ and CrGeTe₃ monolayers, respectively, and *J_{inter}* represents the Cr–Cr magnetic coupling across the interlayers (*S* is the Cr magnetic moment). Here *K* is the coefficient of magnetic anisotropy, and *A* represents the magnetocrystalline easy axis.

Results and discussion

The optimized in-plane lattice constants of CrI₃ and CrGeTe₃ monolayers are 6.92 and 6.90 Å, respectively. Therefore the mismatch in Cr–H (6.91 Å) is less than 1% within the primitive (1 × 1) bilayer cell. In Fig. 1a and c, the top and side views of optimized Cr–H for two different stacking orders (AB and AB′) are displayed. Compared to the AB stack, the AB′ stack shows an interlayer twist between the top (CrI₃) and bottom (CrGeTe₃) layer with an angle of 60°. In order to investigate other possible stacking orders, we have displaced the two layers with respect to each other along the two high-symmetry directions, [100] and [110]. The position-dependent energies of the magnetic ground state is calculated as in previous work.³⁰ The AB stack, presenting the lowest total energy and deepest surface binding energy (see Table 1), is at the global minimum among all the stacking orders investigated. However, several other structures with comparable energy are found at the local minima. These are labelled as AA, AB′, AC₁′, AC₂′, AD₁′ and AD₂′ [see Fig. 1b and d], and they must be considered as metastable phases, kinetically available to be observed especially at a low temperature (note that the barriers for sliding are relatively high). It is worth mentioning that the AC₂′ stack, obtained with a fractional lateral shift of the CrI₃ unit cell of [2/3, 0] with respect to the starting AB′ stack, is the most stable for an interlayer twisting angle of 60°.

We then calculate the energy difference between the FM and FiM spin alignment between the two monolayers (the difference in magnitude of the magnetic moments of Cr atoms in CrI₃ and CrGeTe₃ monolayers leads to net magnetic moment of 0.20 μ_B when setting the opposite interlayer spin configurations in Cr–H). We find that the interlayer magnetism of Cr–H

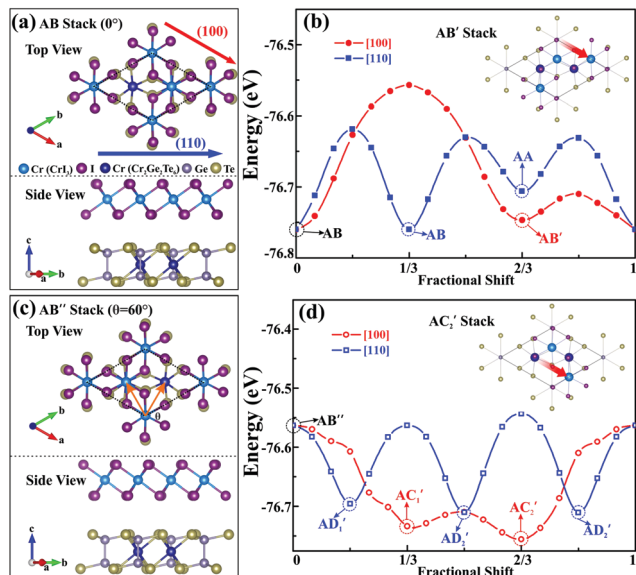


Fig. 1 Geometric structures of Cr–H for the AB [panel (a)] and AB'' stacks [panel (c)]. Stacking energies as a function of the lateral shift, with respect to the (b) AB and (d) AB'' stacks, respectively. Displacements along two high-symmetry directions, [100] (red lines) and [110] (blue lines), are explored. The stable and metastable stacking orders are marked in the figures. The top view of the AB' and AC₂' stacks are inserted as insets in panels (b) and (d), with the red arrows representing the lateral shift between the layers.

Table 1 Magnetic ground states, total energies (E_{tot} , in eV), surface binding energies (E_b , in eV), spin-exchange coupling parameters (J , in meV/ μ_B^2) and magnetic anisotropic energies (MAE = $E_{\text{in-plane}} - E_{\text{out-of-plane}}$, positive values indicate out-of-plane magnetization, in meV/Cr) for different stacking orders in their magnetic ground states. The unit cell contains 4 Cr atoms in total

Ground state	E_{tot}	E_b	J_{CrI}	J_{CrGeTe}	J_{inter}	MAE
AB FM	-76.76	-0.71	-4.77	-7.65	-0.78	0.57
AA FM	-76.71	-0.65	-4.34	-7.59	-0.31	0.47
AB' FiM	-76.74	-0.69	-3.83	-6.40	0.24	0.52
AC ₁ ' FM	-76.74	-0.68	-4.44	-6.85	-0.12	0.59
AC ₂ ' FiM	-76.75	-0.70	-3.76	-6.45	0.35	0.48
AD ₁ ' FiM	-76.70	-0.64	-4.08	-6.63	0.29	0.50
AD ₂ ' FiM	-76.71	-0.65	-3.76	-6.35	0.21	0.49

is strongly stacking-dependent (see Fig. S1 and S2 in the ESI[†]), in line with what previously found for the CrI₃^{30,32} and CrS₂³¹ bilayers. The magnetic ground state of the AB, AA and AC₁' stacks is FM, whereas, that of AB', AC₂', AD₁' and AD₂' is FiM (see Table 1 and Table S1, ESI[†]). Fig. S3 (ESI[†]) shows that the spin density, as expected, is mainly concentrated around the Cr atoms for both monolayers. An accurate analysis of the magnetic interaction based on the Heisenberg energy introduced before (see details in the ESI[†]) reveals that the intralayer exchange-coupling parameters are about an order of magnitude larger than the interlayer ones (see Table 1), and close to those of CrI₃ and CrGeTe₃ monolayers. This suggests that Cr–H may present a Curie (Néel) temperature similar to that of 2D CrI₃ and CrGeTe₃. Notably, all of the stacking orders possess the out-of-plane magnetization (Table 1) with the values being closed to those of CrI₃ and CrGeTe₃ layers.^{56,57}

After having investigated the ground-state magnetic order and strength of Cr–H, we now calculate their electronic properties with the HSE functional. Herein, the AB and AC₂' stacks are considered as two representative structures, not only because of their different magnetic ground state, but also because they are at the energy minimum for the interlayer twisting angles of 0° and 60°, respectively. The CrI₃ and CrGeTe₃ monolayers are both FM semiconductors with bandgaps of 1.88 and 0.78 eV (see Fig. S5, ESI[†]), respectively. However, the bandgap of Cr–H reduces to around 0.55 eV regardless of the precise stacking order (Fig. S6, ESI[†]), due to the intrinsic band alignment. Interestingly, the valence band maximum (VBM) and conduction band minimum (CBM) of FM Cr–H are in the same spin channel, whereas those of the FiM states straddle different spin channels. In order to demonstrate this point the orbital-resolved density of states near the Fermi level of Cr–H is plotted in Fig. S7 (ESI[†]). We can see that the CBM is composed of Cr 3d and I 5p orbitals from the CrI₃ layer, while the VBM is mainly contributed by Te 5p orbitals originating from CrGeTe₃.

Next we investigate the effects of the external electric field on the magnetic and electronic properties of Cr–H. As shown in Fig. 2, the energy difference (blue lines) between the FM and FiM configurations is significantly reduced with increasing the intensity of the applied field for both the AB and AC₂' stacks. The exchange parameters are remarkably decreased with the increased external field (Fig. S8, ESI[†]), indicating a stronger interlayer FM coupling. For the AB stack the magnetic coupling between the layers remains FM for all fields, while for the AC₂' one there is a FiM–FM transition at an applied field of -0.8 V \AA^{-1} . Interestingly, the magnetic moment of the Cr ions in CrGeTe₃ depends little on the electric field (Fig. S9, ESI[†]), while that of CrI₃ increases significantly for positive fields (the direction of the field is from CrGeTe₃ to CrI₃, see Fig. 2a), owing to an electrically induced charge distribution. At 1.0 V \AA^{-1} the net magnetization of the CrI₃ layer increases from $3.47 \mu_B$ at zero field to $3.54 \mu_B$, indicating an increment of $1.69 \times 10^{13} \text{ cm}^{-2}$ carriers in this layer.³⁶

Most importantly, robust half-metallicity is introduced at a positive electric field. As we can see in Fig. 2, for the AB and

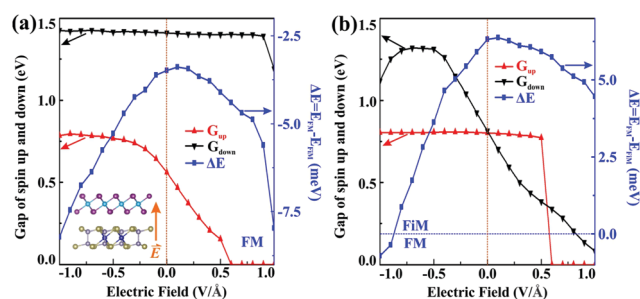


Fig. 2 Electric field dependent band gaps of spin up (red) and down (black) states and total energy difference (blue) between the FM and FiM configurations for (a) the AB and (b) AC₂' stacks. G_{up} and G_{down} indicate the band gaps in the spin up and spin down channel, respectively. As a matter of convention the electric field is positive when pointing from CrGeTe₃ to CrI₃.

AC_2' stacks, the spin up channel becomes metallic with the band gap dropping to zero at a field of 0.6 V \AA^{-1} , while the spin down channel remains semiconducting with a band gap of 1.40 and 0.34 eV, respectively for AB and AC_2' . For comparison, a similar electric-field-induced transition between the semiconducting and half-metallic states cannot be achieved in CrI_3 and $CrGeTe_3$ homo-bilayers, where the two spin channels simultaneously turn metallic after reaching a critical field (1.2 V \AA^{-1} for CrI_3 and 1.0 V \AA^{-1} for $CrGeTe_3$, see details in the ESI†). Therefore, the magnetic heterobilayer with proper band alignment is an effective heterojunction to achieve the electrically controllable half-metallicity, ascribing by the asymmetry of the band structure.

The evolution of the band structure as a function of the electric field (for fields of $-0.6, 0, 0.6, 0.8$ and 1.0 V \AA^{-1}) is shown in Fig. S11 (ESI†) and schematically in Fig. 3 for both the AB and AC_2' stacks. In the absence of an external field, the VBMs of two spin channels of the AB (AC_2') stack are both made of Te p_x and p_y orbitals, while the CBMs are respectively contributed by Cr t_{2g} orbitals from the CrI_3 ($CrGeTe_3$) and $CrGeTe_3$ (CrI_3) layers. The difference in orbital composition of the CBM owes to the different magnetic order of the two stacks, obtained by reversing the local moment of the CrI_3 layer. As one can observe in Fig. 3, when the electric field gets larger than the critical field of 0.6 V \AA^{-1} only the spin up channel crosses the Fermi level, while the spin down band structure remains that of a semiconductor with a band gap of 1.40 eV (0.20 eV) for the AB (AC_2') stack. The Fermi surface is thus characterized by spin up Te p_x and p_y orbitals, suggesting a half-metallic conductivity. Patently, at the field of 0.8 V \AA^{-1} , Te p and Cr t_{2g} (from CrI_3) orbitals are crossing in the spin up channel of the AB stack,

which can be confirmed by the decomposed charge density of the bands near Fermi level. For the band of the AB stack, the charge density in spin up channel at 0.8 V \AA^{-1} distributes in two layers (Fig. 3c), whereas that at 0 V \AA^{-1} are contributed by only one layer (Fig. S12a, ESI†). However, the AC_2' stack possesses similar charge density distribution at 0 and 0.8 V \AA^{-1} .

Fig. 4 schematically illustrates the band alignment of the FM and FiM state of the heterojunction. The work function of monolayer CrI_3 is 5.95 eV, much larger than that of $CrGeTe_3$ (4.89 eV). Based on such difference in workfunction and in the band gap of the constituent monolayers, the intrinsic band alignment of the FM (FiM) state of Cr-H is type II for spin up (down), and type I for the other spin channel. This also makes the minimum band gap, $G_{\text{up-down}}$, of FiM Cr-H straddling two spin channels. The external electric field offsets the electrostatic potential and shifts the band positions of heterobilayers. As shown in Fig. 4b and c, both of the CBM of CrI_3 and VBM of $CrGeTe_3$ are approaching to the Fermi level under the positive electric field, while moving inversely under the negative field. In addition, the electrically induced charge density, defined as $\Delta\rho = \rho(\vec{E}) - \rho(0)$, distinctly shows the opposite charge distribution in two outermost atomic layers (Fig. S14, ESI†).

The ability to engineer its band structure opens up the possibility to use CrI_3 - $CrGeTe_3$ heterobilayers to generate spin-polarized current pulses. Fig. S15a (ESI†) gives an example of a spin FET. The voltage applied through the top and back gates³⁶ provides the input. As discussed above, one of the spin channels of Cr-H can be tuned from semiconducting to metallic, while the other spin channel remains semiconducting at the critical perpendicular electric field. Therefore, in such

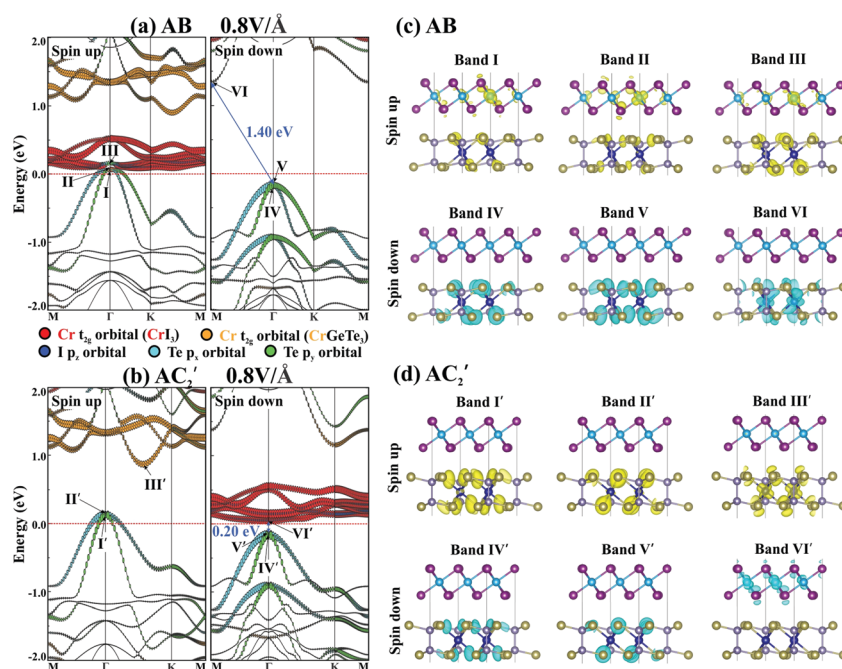


Fig. 3 Orbital-resolved band structures of the (a) AB and (c) AC_2' stacks under an external electric field of 0.8 V \AA^{-1} . Decomposed charge densities corresponding to the marked position of the bands for the (b) AB and (d) AC_2' stacking orders.

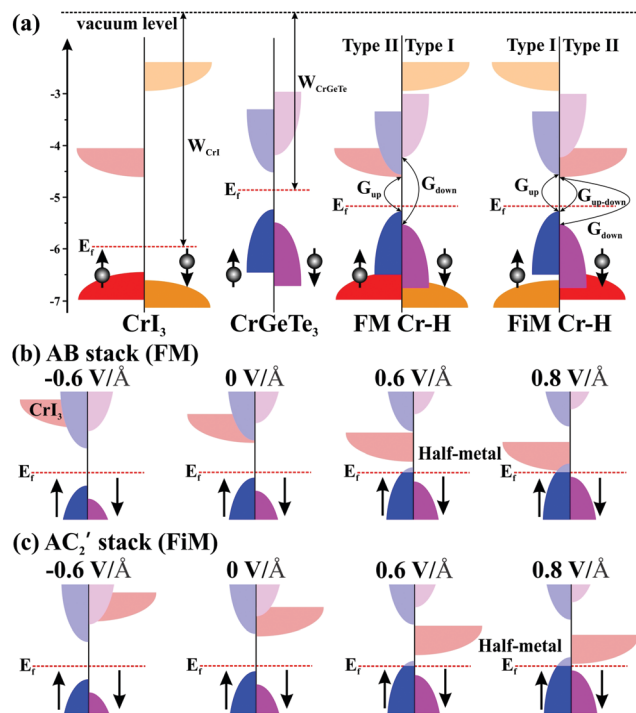


Fig. 4 Schematic band diagram for the (a) FM and FiM order and both (b) the AB and (c) AC_2' stacks under different external electric field. Only the bands near Fermi level are considered in (b) and (c). Red and Orange areas represent the valence band of CrI_3 spin up and down channel, while Blue and pink areas are $CrGeTe_3$ spin up and down channels, respectively. The corresponding light colors represent the conduction bands.

spin FET, when the amplitude of the alternating current (AC) voltage exceeds the critical voltage (Fig. S15b, ESI[†]), a spin-polarized pulse current will be obtained between the source and drain. In addition, the period of these generated current can be easily modified by controlling the input AC voltage.

Conclusions

In summary, we have explored theoretically the magneto-electronic properties of experimentally feasible CrI_3 - $CrGeTe_3$ heterobilayers with electric-controlled half-metallicity. Seven energetically favourable stacking orders of Cr-H are discovered at the global and local minima. Their intralayer magnetic coupling is FM, while the interlayer one can be manipulated between FM and FiM by altering the stacking geometry (FM for AB, AA and AC_1' stacks, FiM for AB' , AC_2' , AD_1' and AD_2' stacks). Notably, in electric field pointing from $CrGeTe_3$ to CrI_3 of $0.6 \text{ V } \text{\AA}^{-1}$, one spin channel makes the transition from semiconducting to metallic, while the other remains semiconducting. This leads to the transport of 100% spin-polarized current. Furthermore, the spin-polarized interlayer band crossing near Fermi level is introduced in the type II spin channel of FM Cr-H by the continuously increased field. Herein, the important role of the applied field is to offset the electrostatic potential in heterobilayer, resulting in the electric-controlled band alignment. Based on our findings, we propose

a spin FET device able to generate 100% spin-polarized pulses. The mechanism for electric-field-induced half-metallicity in Cr-H can be extended to other magnetic heterobilayers, suggesting the great potential of this materials class for controllable magnetoelectronic and spintronic applications.

Conflicts of interest

There are no conflicts to declare.

Acknowledgements

A. D. acknowledges the financial support by Australian Research Council under Discovery Project (DP170103598) and computer resources provided by high-performance computer time from computing facility at the Queensland University of Technology, NCI National Facility, and The Pawsey Supercomputing Centre through the National Computational Merit Allocation Scheme supported by the Australian Government and the Government of Western Australia. SS thanks the Irish Research Council Advanced Laureate Award (IRCLA/2019/127) for financial support.

References

- S. Wolf, D. Awschalom, R. Buhrman, J. Daughton, S. Von Molnar, M. Roukes, A. Y. Chtchelkanova and D. Treger, Spintronics: a spin-based electronics vision for the future, *Science*, 2001, **294**(5546), 1488–1495.
- C. Chappert, A. Fert and F. N. Van Dau, The emergence of spin electronics in data storage, *Nat. Mater.*, 2007, **6**(11), 813–823.
- X. Hu, Half-metallic antiferromagnet as a prospective material for spintronics, *Adv. Mater.*, 2012, **24**(2), 294–298.
- R. De Groot, F. Mueller, P. Van Engen and K. Buschow, New class of materials: half-metallic ferromagnets, *Phys. Rev. Lett.*, 1983, **50**(25), 2024.
- J.-H. Park, E. Vescovo, H.-J. Kim, C. Kwon, R. Ramesh and T. Venkatesan, Direct evidence for a half-metallic ferromagnet, *Nature*, 1998, **392**(6678), 794.
- H. Wu, P. Kratzer and M. Scheffler, Density-functional theory study of half-metallic heterostructures: interstitial Mn in Si, *Phys. Rev. Lett.*, 2007, **98**(11), 117202.
- J. E. Medvedeva, A. J. Freeman, X. Cui, C. Stampfl and N. Newman, Half-metallicity and efficient spin injection in AlN/GaN: Cr (0001) heterostructure, *Phys. Rev. Lett.*, 2005, **94**(14), 146602.
- Y. Jiao, F. Ma, C. Zhang, J. Bell, S. Sanvito and A. Du, First-principles prediction of spin-polarized multiple Dirac rings in manganese fluoride, *Phys. Rev. Lett.*, 2017, **119**(1), 016403.
- R. Keizer, S. Goennenwein, T. Klapwijk, G. Miao, G. Xiao and A. Gupta, A spin triplet supercurrent through the half-metallic ferromagnet CrO_2 , *Nature*, 2006, **439**(7078), 825.
- B. Wang, Y. Zhang, L. Ma, Q. Wu, Y. Guo, X. Zhang and J. Wang, MnX ($X = P, As$) monolayers: a new type of two-

- dimensional intrinsic room temperature ferromagnetic half-metallic material with large magnetic anisotropy, *Nano-scale*, 2019, **11**(10), 4204–4209.
- 11 X. Li, X. Wu and J. Yang, Half-metallicity in MnPSe₃ exfoliated nanosheet with carrier doping, *J. Am. Chem. Soc.*, 2014, **136**(31), 11065–11069.
 - 12 T. Cao, Z. Li and S. G. Louie, Tunable magnetism and half-metallicity in hole-doped monolayer GaSe, *Phys. Rev. Lett.*, 2015, **114**(23), 236602.
 - 13 Y. Li, D. West, H. Huang, J. Li, S. Zhang and W. Duan, Theory of the Dirac half metal and quantum anomalous Hall effect in Mn-intercalated epitaxial graphene, *Phys. Rev. B: Condens. Matter Mater. Phys.*, 2015, **92**(20), 201403.
 - 14 J. He, S. Ma, P. Lyu and P. Nachtigall, Unusual Dirac half-metallicity with intrinsic ferromagnetism in vanadium trihalide monolayers, *J. Mater. Chem. C*, 2016, **4**(13), 2518–2526.
 - 15 Q. Wu, Y. Zhang, Q. Zhou, J. Wang and X. C. Zeng, Transition-Metal Dihydride Monolayers: A New Family of Two-Dimensional Ferromagnetic Materials with Intrinsic Room-Temperature Half-Metallicity, *J. Phys. Chem. Lett.*, 2018, **9**(15), 4260–4266.
 - 16 C. Tang, C. Zhang, Z. Jiang, K. Ostrikov and A. Du, Theoretical discovery of Dirac half metal in experimentally synthesized two dimensional metal semiquinoid frameworks, *J. Mater. Chem. C*, 2019, **7**(19), 5792–5796.
 - 17 Y. Ma, Y. Dai, X. Li, Q. Sun and B. Huang, Prediction of two-dimensional materials with half-metallic Dirac cones: Ni₂C₁₈H₁₂ and Co₂C₁₈H₁₂, *Carbon*, 2014, **73**, 382–388.
 - 18 A. Du, S. Sanvito and S. C. Smith, First-principles prediction of metal-free magnetism and intrinsic half-metallicity in graphitic carbon nitride, *Phys. Rev. Lett.*, 2012, **108**(19), 197207.
 - 19 B. Huang, G. Clark, E. Navarro-Moratalla, D. R. Klein, R. Cheng, K. L. Seyler, D. Zhong, E. Schmidgall, M. A. McGuire, D. H. Cobden, W. Yao, D. Xiao, P. Jarillo-Herrero and X. Xiaodong, Layer-dependent ferromagnetism in a van der Waals crystal down to the monolayer limit, *Nature*, 2017, **546**(7657), 270.
 - 20 C. Gong, L. Li, Z. Li, H. Ji, A. Stern, Y. Xia, T. Cao, W. Bao, C. Wang and Y. Wang, Discovery of intrinsic ferromagnetism in two-dimensional van der Waals crystals, *Nature*, 2017, **546**(7657), 265.
 - 21 Y. J. Deng, Y. J. Yu, Y. C. Song, J. Z. Zhang, N. Z. Wang, Z. Y. Sun, Y. F. Yi, Y. Z. Wu, S. W. Wu, J. Y. Zhu, J. Wang, X. H. Chen and Y. B. Zhang, Gate-tunable room-temperature ferromagnetism in two-dimensional Fe₃GeTe₂, *Nature*, 2018, **563**(7729), 94.
 - 22 Z. Y. Fei, B. Huang, P. Malinowski, W. B. Wang, T. C. Song, J. Sanchez, W. Yao, D. Xiao, X. Y. Zhu, A. F. May, W. D. Wu, D. H. Cobden, J. H. Chu and X. D. Xu, Two-dimensional itinerant ferromagnetism in atomically thin Fe₃GeTe₂, *Nat. Mater.*, 2018, **17**(9), 778.
 - 23 J. Xiao, H. Zhu, Y. Wang, W. Feng, Y. Hu, A. Dasgupta, Y. Han, Y. Wang, D. A. Muller and L. W. Martin, Intrinsic two-dimensional ferroelectricity with dipole locking, *Phys. Rev. Lett.*, 2018, **120**(22), 227601.
 - 24 C. Zheng, L. Yu, L. Zhu, J. L. Collins, D. Kim, Y. Lou, C. Xu, M. Li, Z. Wei and Y. Zhang, Room temperature in-plane ferroelectricity in van der Waals In₂Se₃, *Sci. Adv.*, 2018, **4**(7), eaar7720.
 - 25 M. Bonilla, S. Kolekar, Y. Ma, H. C. Diaz, V. Kalappattil, R. Das, T. Eggers, H. R. Gutierrez, M.-H. Phan and M. Batzill, Strong room-temperature ferromagnetism in VSe₂ monolayers on van der Waals substrates, *Nat. Nanotechnol.*, 2018, **13**(4), 289.
 - 26 B. Huang, G. Clark, D. R. Klein, D. MacNeill, E. Navarro-Moratalla, K. L. Seyler, N. Wilson, M. A. McGuire, D. H. Cobden, D. Xiao, W. Yao, P. Jarillo-Herrero and X. Xiaodong, Electrical control of 2D magnetism in bilayer CrI₃, *Nat. Nanotechnol.*, 2018, **13**(7), 544.
 - 27 E. S. Morell, A. Leon, R. H. Miwa and P. Vargas, Control of magnetism in bilayer CrI₃ by an external electric field, *2D Mater.*, 2019, **6**(2), 25020.
 - 28 S. Jiang, J. Shan and K. F. Mak, Electric-field switching of two-dimensional van der Waals magnets, *Nat. Mater.*, 2018, **1**.
 - 29 T. Song, X. Cai, M. W.-Y. Tu, X. Zhang, B. Huang, N. P. Wilson, K. L. Seyler, L. Zhu, T. Taniguchi and K. Watanabe, Giant tunneling magnetoresistance in spin-filter van der Waals heterostructures, *Science*, 2018, **360**(6394), 1214–1218.
 - 30 N. Sivasdas, S. Okamoto, X. Xu, C. J. Fennie and D. Xiao, Stacking-dependent magnetism in bilayer CrI₃, *Nano Lett.*, 2018, **18**(12), 7658–7664.
 - 31 C. Wang, X. Zhou, Y. Pan, J. Qiao, X. Kong, C.-C. Kaun and W. Ji, Layer and doping tunable ferromagnetic order in two-dimensional CrS₂ layers, *Phys. Rev. B*, 2018, **97**(24), 245409.
 - 32 P. Jiang, C. Wang, D. Chen, Z. Zhong, Z. Yuan, Z.-Y. Lu and W. Ji, Stacking tunable interlayer magnetism in bilayer CrI₃, *Phys. Rev. B*, 2019, **99**(14), 144401.
 - 33 E.-J. Kan, Z. Li, J. Yang and J. Hou, Half-metallicity in edge-modified zigzag graphene nanoribbons, *J. Am. Chem. Soc.*, 2008, **130**(13), 4224–4225.
 - 34 X. Li, X. Wu and J. Yang, Room-temperature half-metallicity in La(Mn,Zn) AsO alloy *via* element substitutions, *J. Am. Chem. Soc.*, 2014, **136**(15), 5664–5669.
 - 35 Y.-W. Son, M. L. Cohen and S. G. Louie, Half-metallic graphene nanoribbons, *Nature*, 2006, **444**(7117), 347.
 - 36 S.-J. Gong, C. Gong, Y.-Y. Sun, W.-Y. Tong, C.-G. Duan, J.-H. Chu and X. Zhang, Electrically induced 2D half-metallic antiferromagnets and spin field effect transistors, *Proc. Natl. Acad. Sci. U. S. A.*, 2018, **115**(34), 8511–8516.
 - 37 B. Huang, G. Clark, D. R. Klein, D. MacNeill, E. Navarro-Moratalla, K. L. Seyler, N. Wilson, M. A. McGuire, D. H. Cobden and D. Xiao, Electrical control of 2D magnetism in bilayer CrI₃, *Nat. Nanotechnol.*, 2018, **13**(7), 544.
 - 38 H. Ohno, D. Chiba, F. Matsukura, T. Omiya, E. Abe, T. Dietl, Y. Ohno and K. Ohtani, Electric-field control of ferromagnetism, *Nature*, 2000, **408**(6815), 944.
 - 39 L.-T. Chang, C.-Y. Wang, J. Tang, T. Nie, W. Jiang, C.-P. Chu, S. Arafim, L. He, M. Afsal and L.-J. Chen, Electric-field control of ferromagnetism in Mn-doped ZnO nanowires, *Nano Lett.*, 2014, **14**(4), 1823–1829.
 - 40 Y. Lv, J. Kally, D. Zhang, J. S. Lee, M. Jamali, N. Samarth and J.-P. Wang, Unidirectional spin-Hall and Rashba-Edelstein

- magnetoresistance in topological insulator-ferromagnet layer heterostructures, *Nat. Commun.*, 2018, **9**(1), 111.
- 41 I. Limesh, K. Litzius, M. Böttcher, P. Bassirian, N. Kerber, D. Heinze, J. Zázvorka, F. Büttner, L. Caretta and M. Mann, Current-Induced Skyrmion Generation through Morphological Thermal Transitions in Chiral Ferromagnetic Heterostructures, *Adv. Mater.*, 2018, **30**(49), 1805461.
- 42 S. V. Eremeev, M. M. Otrokov and E. V. Chulkov, New universal type of interface in the magnetic insulator/topological insulator heterostructures, *Nano Lett.*, 2018, **18**(10), 6521–6529.
- 43 C. Gong, E. M. Kim, Y. Wang, G. Lee and X. Zhang, Multi-ferroicity in atomic van der Waals heterostructures, *Nat. Commun.*, 2019, **10**(1), 2657.
- 44 C. Cardoso, D. Soriano, N. García-Martínez and J. Fernández-Rossier, van der Waals spin valves, *Phys. Rev. Lett.*, 2018, **121**(6), 067701.
- 45 A. K. Geim and I. V. Grigorieva, van der Waals heterostructures, *Nature*, 2013, **499**(7459), 419–425.
- 46 Q. Tong, H. Yu, Q. Zhu, Y. Wang, X. Xu and W. Yao, Topological mosaics in moiré superlattices of van der Waals heterobilayers, *Nat. Phys.*, 2017, **13**(4), 356.
- 47 N. Lu, H. Guo, L. Li, J. Dai, L. Wang, W.-N. Mei, X. Wu and X. C. Zeng, MoS₂/MX₂ heterobilayers: bandgap engineering via tensile strain or external electrical field, *Nanoscale*, 2014, **6**(5), 2879–2886.
- 48 L. Sham and M. Schlüter, Density-functional theory of the energy gap, *Phys. Rev. Lett.*, 1983, **51**(20), 1888.
- 49 E. Gross and W. Kohn, Local density-functional theory of frequency-dependent linear response, *Phys. Rev. Lett.*, 1985, **55**(26), 2850.
- 50 G. Kresse and J. Furthmüller, Efficient iterative schemes for *ab initio* total-energy calculations using a plane-wave basis set, *Phys. Rev. B: Condens. Matter Mater. Phys.*, 1996, **54**(16), 11169.
- 51 G. Kresse and J. Furthmüller, Efficiency of *ab initio* total energy calculations for metals and semiconductors using a plane-wave basis set, *Comput. Mater. Sci.*, 1996, **6**(1), 15–50.
- 52 G. Kresse and D. Joubert, From ultrasoft pseudopotentials to the projector augmented-wave method, *Phys. Rev. B: Condens. Matter Mater. Phys.*, 1999, **59**(3), 1758.
- 53 J. P. Perdew, K. Burke and M. Ernzerhof, Generalized gradient approximation made simple, *Phys. Rev. Lett.*, 1996, **77**(18), 3865.
- 54 S. Dudarev, G. Botton, S. Savrasov, C. Humphreys and A. Sutton, Electron-energy-loss spectra and the structural stability of nickel oxide: An LSDA+*U* study, *Phys. Rev. B: Condens. Matter Mater. Phys.*, 1998, **57**(3), 1505.
- 55 J. Heyd, G. E. Scuseria and M. Ernzerhof, Hybrid functionals based on a screened Coulomb potential, *J. Chem. Phys.*, 2003, **118**(18), 8207–8215.
- 56 J. L. Lado and J. Fernández-Rossier, On the origin of magnetic anisotropy in two dimensional CrI₃, *2D Mater.*, 2017, **4**(3), 035002.
- 57 J. Zeisner, A. Alfonsov, S. Selzer, S. Aswartham, M. Ghimire, M. Richter, J. van den Brink, B. Büchner and V. Kataev, Magnetic anisotropy and spin-polarized two-dimensional electron gas in the van der Waals ferromagnet Cr₂Ge₂Te₆, *Phys. Rev. B*, 2019, **99**(16), 165109.