





PAPER

[View Article Online](#)
[View Journal](#) | [View Issue](#)

Cite this: *Polym. Chem.*, 2020, **11**,
5534

Aqueous copper-mediated reversible deactivation radical polymerization (RDRP) utilizing polyetheramine derived initiators†‡

Jirui Zhang, Evelina Liarou,  James Town,  Yongguang Li, Alan M. Wemyss 
and David M. Haddleton *

Copper-mediated reversible deactivation radical polymerization (Cu-RDRP) in aqueous media has been employed to synthesize temperature-responsive block copolymers, utilizing both hydrophobic and hydrophilic amide functional macroinitiators derived from polyetheramines (Jeffamines™). The *in situ* and rapid disproportionation of Cu(I)Br/Me₆TREN in water is exploited for the efficient homopolymerization of *N*-isopropyl acrylamide (NIPAM) and dimethyl acrylamide (DMA), at near full conversions (>99%), with low dispersity (*D* < 1.18) and with a range of molar masses. The Jeffamine™-derived macroinitiators were used for both the synthesis of homopolymer and for one-pot chain extensions and block copolymerizations (*i.e.* Jeffamine™-PNIPAM-*b*-PDMA). The obtained polymers exhibit controlled thermoresponsive aggregation behaviour which varies depending on the hydrophilicity/hydrophobicity of the macroinitiators and the composition of the block copolymers. Thermal analysis and dynamic light scattering (DLS) give an insight into the effect of these macroinitiators on the thermoresponsive aggregation behaviour of the synthesized polymers.

Received 16th April 2020,
Accepted 5th July 2020

DOI: 10.1039/d0py00555j

rsc.li/polymers

Introduction

Polyetheramines (known by trademarks Jeffamine™ from Huntsman Corporation and Baxxodur™ from BASF) represent a family of polyethers with varying ratios of propylene oxide (PO) and ethylene oxide (EO) repeating units with primary amine functional terminal group(s).^{1,2} The versatile nature of these materials has attracted significant interest owing to their flexible backbone, tuneable thermoresponsive behaviour, low viscosity, controllable reactivity, hydrogen bonding properties, primary amine functionality and broad range of molar masses.^{3–5} Additionally, their low cost and wide industrial use as additives in coatings, foams, encapsulation strategies and composites, render them a polyfunctional family of products.⁶ Among these versatile characteristics of polyetheramines, their thermoresponsive nature has been particularly exploited previously.^{7–10} For example, Jeffamine M-2005 has been used in combination with hydroxypropyl methyl cellulose for the synthesis of thermoresponsive copolymers with micellar struc-

tures, which exhibited cytocompatibility, thus showing potential for drug delivery applications.¹¹ In 2007, Lecommandoux and co-workers reported the synthesis of Jeffamine-*b*-poly(É©-glutamic acid) double hydrophilic block copolymers *via* ring-opening polymerization of γ -benzyl-L-glutamate *N*-carboxyanhydride, with an –NH₂ terminated Jeffamine macroinitiator.¹² The copolymers showed the ability to self-assemble to generate thermoresponsive micelles which were used for the specific absorption and /or release of small molecules.

Due to the increasing development of controlled radical polymerization, researchers have combined the properties of polyetheramines with Cu-mediated Reversible Deactivation Radical Polymerization techniques (*i.e.* Atom Transfer Radical Polymerization (ATRP) and Single Electron Transfer-Living Radical Polymerization (SET-LRP)). This is due to the fact that Cu-RDRP has been considered as one of the most robust strategies due to successful implementation under various conditions (*e.g.* in the presence of oxygen/air,^{13–15} in various reaction media^{16–18}) and also due to the wide range of materials that can be synthesized (*i.e.* polyacrylates, polymethacrylates, polystyrene, polyacrylamides) with excellent control over their (macro)molecular characteristics.^{19–25} In this context, Armes and colleagues used Jeffamine precursors for the synthesis of Y-shaped block copolymers *via* ATRP.²⁶ Amongst other approaches,^{27,28} Jeffamine-derived macroinitiators have also

Department of Chemistry, University of Warwick, Gibbet Hill, Coventry, CV4 7AL,
UK. E-mail: d.m.haddleton@warwick.ac.uk

† Raw data files for this paper can be found at <https://wrap.warwick.ac.uk/138913>.

‡ Electronic supplementary information (ESI) available: Additional NMR, SEC TGA/DSC data. See DOI: 10.1039/d0py00555j



been used for the synthesis of amphiphilic triblock terpolymers with thermo- and pH-responsive self-assembly.²⁹ The above-mentioned approaches provide significant developments for the incorporation of polyetheramines into controlled radical polymerization, although limitations including prolonged reaction times, high temperatures and use of organic media have been present to date.

One of the main advantages of Cu-RDRP is its successful implementation in aqueous media, with excellent control over the macromolecular characteristics of the synthesized polymers.^{15,18,19,21,30,31} In the presence of multidentate aliphatic amine ligands (e.g. tris [2-(dimethylamino)ethyl]amine, Me₆TREN) and in aqueous media, Cu(I) is highly unstable towards rapid disproportionation, leading to Cu(II) and *nascent*, highly active Cu(0). Furthermore, these tertiary amine ligands stabilize Cu(II) leading to a highly controlled polymerization of water-soluble monomers within impressively short reaction times, with this approach being compatible with both homopolymerizations and *in situ* chain extensions,^{19,22,32} as well as the synthesis of sophisticated architectures as reported by Becer and colleagues.³¹ This surprising lack of termination within such rapid reaction times, which is not in accordance with classical free radical kinetics, has recently been elucidated by Ballard and Asua by invoking a probability density function explanation.³³

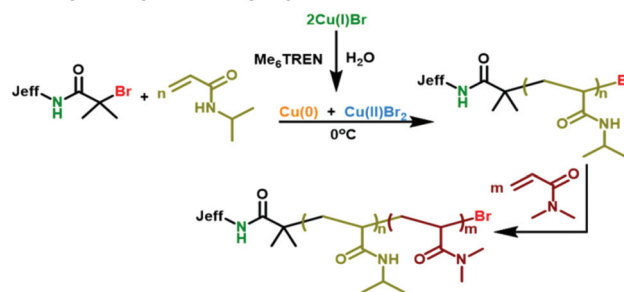
Although the use of aqueous media provides many benefits, it can be disadvantageous if products are hydrolytically unstable. Thus, the choice of initiator is important, since the usual ester-derived initiators used in Cu-RDRP are prone to hydrolysis in systems with excess of water which can lead to degradation and decomposition.³⁰ Thus compounds with greater hydrolytic stability, such as amide-based initiators are desirable. In this context, Sawamoto and colleagues reported the synthesis of poly(dimethylacrylamide) utilizing 2-bromo-2-methylpropionamide-based initiators, obtaining controlled molecular weights but with high dispersities ($\bar{D} \sim 1.6$).³⁴ Matyjaszewski reported the polymerization of (meth)acrylamides, using haloamide-based initiator for efficient for the synthesis of block copolymers, with dispersity of ~ 1.3 – 1.6 .³⁵ In 2006, Haddleton reported the use of initiators containing bromo-2-methylpropionamide for the synthesis of various poly(methacrylates). Although good control over the molecular weights was attained, elevated temperatures and prolonged reaction times (>7 hours) were required.³⁶ Wooley and co-workers utilized an amino acid-based initiator (L-valine-derived α -haloamide) for the synthesis of *tert*-butyl acrylate-*b*-styrene copolymers, with control over the molecular weights, dispersities of ≥ 1.20 and at temperatures of ~ 55 – 90 °C.³⁷ These initiators could be considered as efficient alternatives to the conventionally employed, but hydrolytically unstable, ester-derived compounds. However, higher temperatures and prolonged reaction times were required, leading to (relatively) high dispersity values.

In this context, we envisaged that the use of Jeffamines as macroinitiators could address the limitations of Cu-RDRP in aqueous media due to their increased hydrolytic stability.

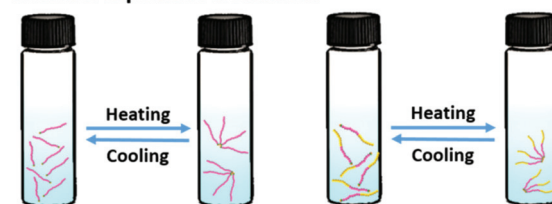
Macroinitiator synthesis



Polymer synthesis by aqueous Cu-RDRP



Thermoresponsive behaviour



Scheme 1 Schematic representation for the synthesis of Jeffamine-based macroinitiators and NIPAM-based polymers using aqueous Cu-mediated RDRP.

Consequently, both hydrophilic and hydrophobic Jeffamine-derived macroinitiators were synthesized and used for the aqueous Cu-RDRP of various acrylamides under mild reaction conditions (e.g. at 0 °C) (Scheme 1). Rapid polymerization rates were observed and the polyacrylamide products exhibited low dispersities and controlled molecular weights at near-quantitative conversions (>99%), even when higher degrees of polymerization (e.g. $DP_n = 320$) were targeted. Moreover, the high end-group fidelity which was attained allowed for *in situ* chain extensions and block co-polymerizations. This provided access to well-defined amphiphilic block copolymers with thermo-switchable behaviour, dependent on the ratio between the hydrophilic and hydrophobic segments (Scheme 1). The thermally-induced aggregation behaviour of these materials was studied by UV/Vis and DLS, and the thermal stability of the copolymers was investigated by TGA and DSC.

Results and discussion

Macroinitiator synthesis

The macroinitiators were derived from two commercially available polyetheramines, M-1000 and M-2005, and prepared using a one-step amidation reaction. The polyetheramines were selected based on their differing hydrophobicity, which depends on the ratio of the PO (propylene oxide) and EO (ethylene oxide) units in the polymer. The products (colourless



oils) were characterized by ^1H NMR, ^{13}C NMR, SEC and MALDI-TOF MS. The signals arising from the $-\text{CH}_3$ groups (h) from the α -bromoisobutryl bromide, in the ^1H NMR spectrum, are at approximately 1.8–1.9 ppm for both the hydrophilic (M-1000-Int) and the hydrophobic macroinitiators (M-2005-Int), Fig. S2 and S6.† The ratios of PO/EO were confirmed to be 3/17 ratio for the M-1000-Int and 33/4 for the hydrophobic M-2005-Int. SEC analysis revealed narrow mono-modal molecular weight distributions ($D < 1.31$) as shown in Fig. S1a† (M-1000-Int) and Fig. S5† (M-2005-Int). Additionally, MALDI-TOF MS of both macroinitiators confirmed the ω -bromine end group in both cases (Fig. S3 and S7†). It is noted that the analysis of primary amines by MALDI-TOF can be challenging when DCTB is used as matrix due to reactions occurring between the sample and the matrix.³⁸ Indeed, when the same Jeffamine sample was analysed using two different matrices (DHB and DCTB) the obtained spectra exhibited differences (Fig. S1b†). Additional peaks were observed in the spectra where DCTB was used, whilst the spectra with DHB only contained the intact ions as expected. Additional peaks in the DCTB spectra are representative of a noted artefact/reaction product which occurs when using the DCTB matrix with primary or secondary amines.

Homopolymerization of *N*-isopropyl acrylamide with $\text{DP}_n = 20$ –320 using the hydrophilic macroinitiator (M-1000-Int)

For the synthesis of the different polyacrylamides, Cu-RDRP in water was used as previously described in the literature.^{19,21} An essential step for a successful aqueous Cu-RDRP is the efficient pre-disproportionation of $\text{Cu(I)Br}/\text{Me}_6\text{TREN}$ into Cu(0) and Cu(II) , which occurs prior to polymerization. The polymerisation conditions were first optimised using NIPAM as the monomer. Initially, for the synthesis of PNIPAM with targeted $\text{DP}_n = 20$, a $\text{Cu(I)Br}/\text{Me}_6\text{TREN}$ molar ratio of $[0.1]:[0.1]$ was employed relative to the macroinitiator (Table 1, entry 1). It was found that the monomer conversion was limited to 62% and the dispersity values were as high as $D \sim 1.7$. Based on

this, we hypothesized that the copper equivalents used were not sufficient for successful deactivation as has previously been reported,¹⁹ thus leading us to examine different $[\text{Cu(I)Br}]:[\text{Me}_6\text{TREN}]$ ratios, in order to achieve better control and higher monomer conversions. Indeed, when $[\text{Cu(I)Br}]:[\text{Me}_6\text{TREN}] = 0.4:0.4$ with respect to 1 eq. of macroinitiator was used (Table 1, entry 3) near full conversion and low dispersity was obtained, after 15 minutes of the polymerization. However, some deviations between the theoretical and experimental (SEC-derived) M_n values were observed, which were also evident for higher loadings of copper and ligand, probably indicating loss of efficiency for the M-1000-Int macroinitiator, to some extent. Based on the results illustrated in Table 1 (entries 1–5), best control over the polymerization of NIPAM was achieved when $[\text{I}]:[\text{Cu(I)Br}]:[\text{Me}_6\text{TREN}]:[\text{NIPAM}] = [1]:[0.4]:[0.4]:[20]$ was used, resulting in near-quantitative monomer conversion (>99%), symmetrical and mono-modal SEC-traces, and dispersity values as low as $D = 1.15$. Based on kinetic studies, the polymerization exhibited very fast rates, reaching 99% monomer conversion after 7 minutes (Fig. S9 and S10†). It should be noted that when higher equivalents of Cu(I)Br were used (Table 1, entry 4), the monomer conversion was as low as 53%, probably due to higher deactivation. When higher DP_n were targeted ($\text{DP}_n = 40, 80, 160, 320$), the overall concentration of Cu(I)Br and ligand was lower, thus higher concentrations of those components were used (Table 1, entries 7–10). As a result, for the higher molar masses targeted, full conversions (>99%) were obtained within 15–30 minutes (Table 1) with DMF-SEC analysis demonstrating symmetrical, mono-modal polymer peak distributions with $D \leq 1.18$ (Table 1, entries 7–10 and Fig. 1).

Homopolymerization of *N*-isopropyl acrylamide with $\text{DP}_n = 20$ –320 utilizing the hydrophobic initiator (M-2005-Int)

Following the same strategy as in the case of M-1000-Int, initially the hydrophobic initiator M-2005-Int was used to

Table 1 Optimization of the homopolymerizations of NIPAM with $\text{DP}_n = 20$ –320 using the hydrophilic macroinitiator (M-1000-Int)

Entry	$[\text{I}]:[\text{Cu(I)Br}]:[\text{Me}_6\text{TREN}]:[\text{M}]$	$M_{n,\text{theo}}$ (g mol^{-1})	$M_{n,\text{SEC}}^a$ (g mol^{-1})	D	Conv. ^b (% _{NMR})
1 ^c	1:0.1:0.1:20	2500	5500	1.70	62
2 ^c	1:0.4:0.2:20	2800	5200	1.12	73
3 ^c	1:0.4:0.4:20	3400	6400	1.15	>99
4 ^c	1:0.8:0.4:20	2300	4200	1.17	53
5 ^c	1:0.8:0.6:20	3400	5700	1.22	>99
6 ^c	1:0.8:0.8:20	3400	5700	1.33	>99
7 ^c	1:0.8:0.4:40	5600	10 000	1.07	>99
8 ^c	1:0.8:0.4:80	10 100	17 000	1.06	>99
9 ^d	1:0.8:0.4:160	19 000	31 000	1.18	>99
10 ^d	1:0.8:0.4:320	37 000	55 000	1.15	>99

^a Determined by DMF-SEC analysis and expressed as molecular weight equivalents to PMMA narrow molecular weight standards.

^b Conversion was calculated via ^1H NMR using D_2O as the solvent.

^c Reaction was left to commence for 15 minutes. ^d Reaction was left to commence for 30 minutes.

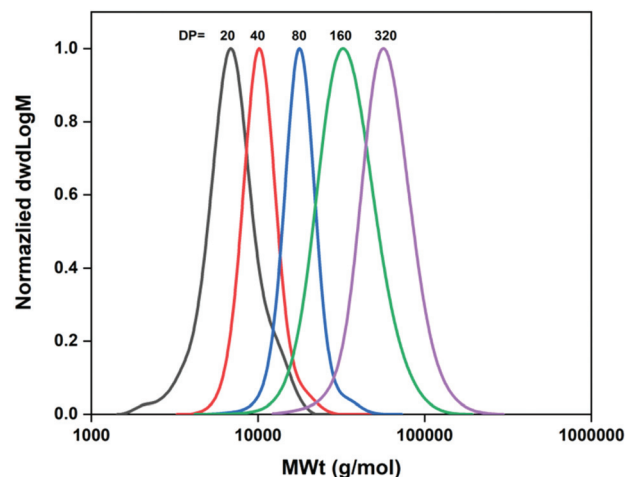


Fig. 1 Molecular weight distributions of the M-1000-Int-pNIPAM_x ($\text{DP}_n = 20$ –320) synthesized under optimized conditions as measured by DMF-SEC.



Table 2 Optimization of the homopolymerizations of NIPAM with $DP_n = 20$ –320 using the hydrophobic macroinitiator (M-2005-Int)

Entry	[I]:[Cu(I)Br]:[Me ₆ TREN]:[M]	$M_{n,theo}$ (g mol ⁻¹)	$M_{n,SEC}^a$ (g mol ⁻¹)	\bar{D}	Conv. ^b (% _{NMR})
1 ^c	1:0.1:0.1:20	2900	4300	1.20	30
2 ^c	1:0.4:0.2:20	3200	4300	1.35	44
3 ^c	1:0.4:0.4:20	4500	5800	1.16	>99
4 ^c	1:0.8:0.4:20	3300	4500	1.38	50
5 ^c	1:0.8:0.6:20	4500	5000	1.32	>99
6 ^c	1:0.8:0.8:20	4500	5200	1.40	>99
7 ^c	1:0.8:0.4:40	6700	12 000	1.09	>99
8 ^c	1:0.8:0.4:80	11 200	16 000	1.08	>99
9 ^d	1:0.8:0.4:160	20 100	25 000	1.12	>99
10 ^d	1:0.8:0.4:320	38 000	47 000	1.17	>99

^a Determined by DMF SEC analysis and expressed as molecular weight equivalents to PMMA narrow molecular weight standards.

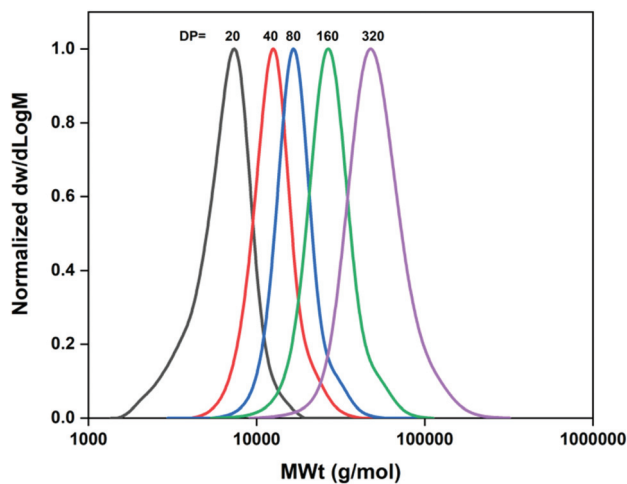
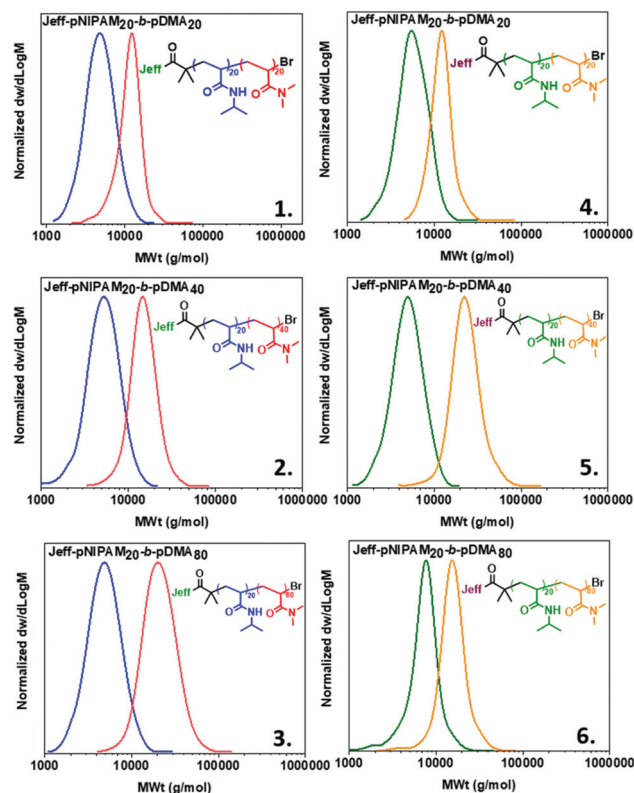
^b Conversion was calculated *via* ¹H NMR using D₂O as the solvent.

^c Reaction was left to commence for 15 minutes. ^d Reaction was left to commence for 30 minutes.

prepare PNIPAM homopolymers with various targeted DP_n s. As previously, the ratio $[Cu(I)Br]/[Me_6TREN] = [0.4]/[0.4]$ with respect to 1 eq. of initiator exhibited the best results for the synthesis of PNIPAM₂₀. A narrow and symmetrical molecular weight distribution ($\bar{D} = 1.16$) was achieved with full monomer conversion (Table 2, entry 3) in short reaction times (~15 min). Again, $M_{n,SEC}$ values higher than the theoretical were observed, probably indicating some loss of initiator efficiency and/or not sufficient deactivation, leading to imperfect control over the molecular weights. However, this did not hinder the ability to afford higher molar masses, targeting DP_n from 40 to 320, under optimized conditions (Table 2, entries 7–10). As shown in Table 2, by tuning the ratio of $Cu(I)Br:Me_6Tren$, good control on molecular weights and low dispersity was achieved at >99% conversions (Table 2 and Fig. 2).

Chain extension and block copolymerization *via* aqueous Cu-RDRP

Apart from examining the capacity of our Jeffamine-derived macroinitiators at homopolymers of different molar masses, we were interested in examining the ability to conduct *in situ* chain extensions, aiming to investigate the extent of end-group fidelity that can be achieved. Initially, the M-1000-Int initiated PNIPAM with targeted $DP_n = 20$ was chain-extended with NIPAM (20 eq.) to give Jeff-PNIPAM₂₀-*b*-PNIPAM₂₀ (Table S1, entry 1 and Fig. S13[†]) at high conversions and dispersity values as low as $\bar{D} \sim 1.08$. Similar results were obtained with the use of M-2005-Int. (Table S1 and Fig. S14[†]). In this context, a series of block copolymers consisting of different PNIPAM/poly(*N,N*-dimethyl acrylamide) (PDMA) ratios were prepared *via* sequential monomer addition, using both the M-1000-Int and M-2005-Int initiators (Table S1[†] and Fig. 3). For the formation of these copolymers, PNIPAM ($DP_n = 20$) was synthesized as described above, and upon reaching high conversion (7–15 minutes) a second aliquot of the deoxygenated second monomer (dissolved in water) was transferred into the reaction vessel *via* a nitrogen purged syringe. After 30 min,

**Fig. 2** Molecular weight distributions of the M-2005-Int-pNIPAM_x ($DP_n = 20$ –320) synthesized under optimized conditions as measured by DMF-SEC.**Fig. 3** Molecular weight distributions of block copolymers utilizing the M-1000-Int (1–3) and the M-2005-Int macroinitiators (4–6). Conditions for the synthesis of Jeff-PNIPAM₂₀: [Jeff]: [Cu(I)Br]: [Me₆TREN]: [NIPAM] = [1]: [0.4]: [0.4]: [20] at 0 °C.

samples were taken from the polymerization solution for ¹H NMR and DMF-SEC analysis, revealing a clear shift to higher molecular weights. In all cases, near-quantitative conversions (Table S1[†]), and low dispersity ($\bar{D} \leq 1.20$) were observed



(Fig. 3), verifying our system's potential to afford block copolymers while using both the hydrophilic and hydrophobic Jeffamine-derived macroinitiators.

Investigation of the thermoresponsive aggregation behaviour

PNIPAM is a widely-investigated thermoresponsive material with a lower critical solution temperature (LCST) of 32 °C. Based on this, we anticipated that both the homopolymers and the PNIPAM-containing copolymers which are initiated by M-1000-Int and M-2005-Int, would exhibit different thermoresponsive behaviour than expected (*i.e.* when using a small organic molecule as initiator). Initially, the cloud point (T_{cp}) of PNIPAM₄₀ by the water-soluble initiator (WSI) 2,3-dihydroxypropyl 2-bromo-2-methylpropanoate was examined and compared with PNIPAM₄₀ initiated by M-1000-Int and M-2005-Int. Measurements were carried out using UV/Vis spectroscopy and the transmitted intensity recorded as a function of heating and cooling for cycles, with T_{cp} defined as being the onset temperature of transmittance (Fig. 4). It was observed that the cloud points of PNIPAM were different when the different initiators were used, while in all cases the polymer concentration was the same. Although the PNIPAM₄₀ initiated by WSI had a T_{cp} ~45 °C, when the hydrophobic M-2005-Int macroinitiator was used the T_{cp} decreased to ~37 °C, while in the case of the hydrophilic M-1000-Int, the T_{cp} exhibited an increase up to ~51 °C (Fig. S15 and S16†). These differences were attributed to the increased hydrophobicity, and respectively hydrophilicity occurring from the two Jeffamine-derived macroinitiators. Apart from PNIPAM₄₀, the T_{cp} of PNIPAM with different DPs exhibited differences when the hydrophilic macroinitiator was used, depending on the chain length of the

polymers. These were attributed to the amphiphilic nature of M-1000-Int-P(NIPAM)_x. Specifically, it was found that the cloud point decreases with increasing chain length, from ~60 °C for DP_n = 20 to ~37 °C for DP_n = 320 (Fig. 4(1) and (3)) and this is likely due to the easier assembly of short polymer chains into micelles.³⁹

Although we observed some differences in cloud point when the hydrophilic macroinitiator was used for the different DPs of PNIPAM, the same trends were not observed in the case of the hydrophobic M-2005-Int. The T_{cp} of M-2005-Int-P(NIPAM)₄₀ (~36 °C) did not change significantly with an increase (or decrease) of the chain length, and this was anticipated due to the already hydrophobic nature of both the polymers and the macroinitiator (Fig. 4(2) and (4)). It should be noted that in this case, aggregation of the polymers was observed visually (polymer solution going from clear to opaque) between 25 °C and 60 °C for DP_n = 20–80.

Particle size studies

In order to obtain more information about the temperature-dependent aggregation behaviour of these polymers, dynamic light scattering (DLS) measurements were carried out, with all samples being measured at a range of temperatures (20–90 °C). When the M-1000-Int-PNIPAM₂₀ was measured from 20–50 °C, the particle size was found to be ~3 nm. Above ~50 °C, it was rapidly increased, reaching >600 nm at 70–80 °C (Fig. 5(1) and (3)), indicating the formation of large (compared to lower temperatures) aggregates, possibly attributed to higher hydrophobic interactions between the PNIPAM chains. These observations can be correlated with the T_{cp} of M-1000-Int-PNIPAM₂₀, which was found to be ~60 °C due to the increased hydrophilic content (macroinitiator). In the case of M-2005-Int-PNIPAM₂₀, the particle size exhibited less significant differences at varying temperatures (Fig. 5(2) and (4)),

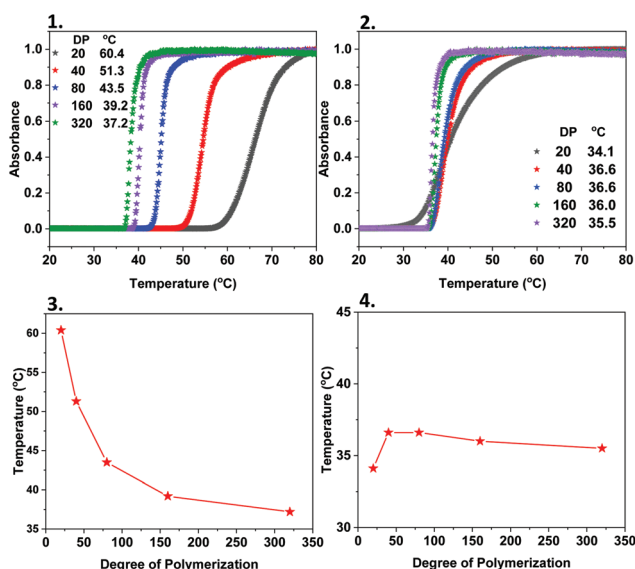


Fig. 4 Cloud point measurements of Jeff-P(NIPAM)_x (DP_n = 20–320) using (1) the hydrophilic M-1000-Int initiator and (2) the hydrophobic M-2005-Int and dependence of the cloud point temperature (T_{cp}) of (3) M-1000-Int-P(NIPAM)_x and (4) M-2005-Int-P(NIPAM)_x on the degree of polymerization.

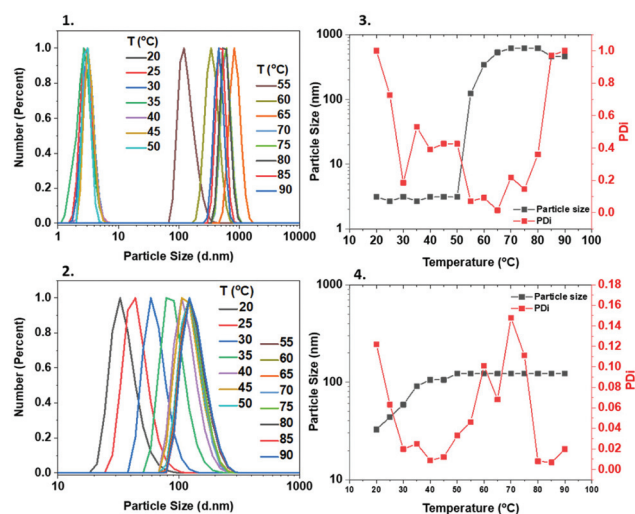


Fig. 5 DLS characterization of the Jeff-poly(NIPAM)₂₀ using the hydrophilic (1 and 3) and hydrophobic (2 and 4) Jeffamine-derived macroinitiators.



while consistently smaller aggregates (up to ~ 120 nm) with narrower size distributions were observed for elevated temperatures (above 50 $^{\circ}\text{C}$). Apart from the PNIPAM homopolymers, the particle size properties of the PNIPAM/PDMA copolymers were also investigated at different temperatures. For this purpose, DLS measurements were carried out from 20 to 90 $^{\circ}\text{C}$ for the Jeff-PNIPAM₂₀-*b*-PDMA₈₀ copolymers (using both the hydrophilic and hydrophobic Jeffamine-macroinitiators). Same as previously, when temperatures below the T_{cp} of PNIPAM₂₀ were applied, the size of the aggregates was as low as ~ 5 nm, while at temperatures above 65 $^{\circ}\text{C}$, a rapid increase (~ 160 nm) was observed when the hydrophilic macroinitiator was used (Fig. S17[†]). For the Jeff-PNIPAM₂₀-*b*-PDMA₈₀ with the hydrophobic M-2005-Int, increase on the particle size was observed at lower temperatures (>35 $^{\circ}\text{C}$), whilst aggregates smaller than when M-1000-Int was used (from ~ 5 to ~ 20 nm) were observed (Fig. S18[†]). In summary, the use of the hydrophilic initiator led to the formation of bigger aggregates, which is expected due to the hydrophilic macroinitiator which is responsible for the amphiphilic nature of the copolymer and allows for interactions with the solvent. Conversely, the use of the hydrophobic M-2005-Int led to the formation of smaller particles/aggregates, which is expected due to the higher hydrophobic content which restricts interaction with the solvent leading to more “packed” aggregates.

Thermal analysis

Thermal analyses (TGA) was carried out in order to investigate the decomposition temperatures and physical properties of the Jeffamine-initiated polymers. Initially, PNIPAM₂₀ initiated by WSI was examined, showing a decomposition temperature at 225 $^{\circ}\text{C}$, with 79.6% mass loss (Fig. S19[†]). On the other hand, the M-1000-Int-PNIPAM₂₀ exhibited degradation at 258 $^{\circ}\text{C}$ with 70.5% mass loss, indicating that the incorporation of the hydrophilic Jeffamine macroinitiator leads to an increase on the decomposition temperature, thus providing higher thermal stability (Fig. 6(1), red). Further increase on the thermal stability was observed with the incorporation of a second PDMA block, with the Jeff-PNIPAM₂₀-*b*-PDMA_x copolymers showing a decomposition temperature at ~ 300 $^{\circ}\text{C}$ (with 79.5% and 79.1% mass loss) (Fig. 6(1), blue & green).

A similar behaviour was observed for the homopolymer and block copolymers initiated by the hydrophobic M-2005-Int (heating from 25 $^{\circ}\text{C}$ to 600 $^{\circ}\text{C}$). When the WSI-initiated PNIPAM₂₀ was compared with the M-2005-Int-PNIPAM₂₀, the decomposition temperature increased by ~ 40 $^{\circ}\text{C}$ with 86.4% mass loss (Fig. 6(2) and Fig. S20[†]). However, it should be noted that the mass loss of the hydrophobic macroinitiator is higher (95%) with relatively lower decomposition temperature (from 166 $^{\circ}\text{C}$), compared with the derivative PNIPAM-containing polymers. In all cases, the use of the Jeffamine macroinitiators provided higher thermal stability for the synthesized polyacrylamides. To examine the effect of the macroinitiators on the glass transition temperature of the synthesized polyacrylamides, differential scanning calorimetry (DSC) was employed. The T_g of the WSI-initiated PNIPAM₂₀ and WSI-

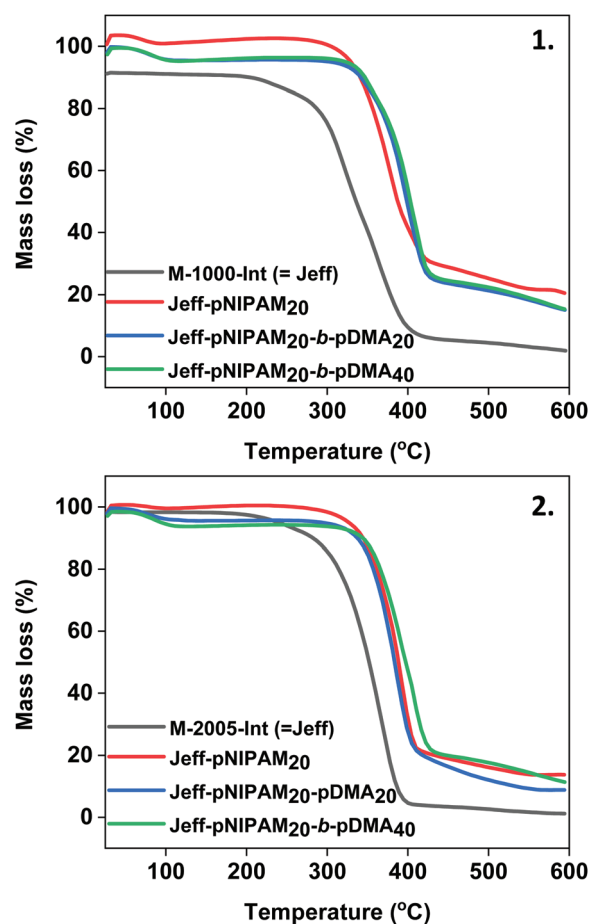


Fig. 6 TGA plots for the polyacrylamides synthesized using (1) the hydrophilic M-1000-Int macroinitiator and (2) the hydrophobic M-2005-Int macroinitiator.

initiated PNIPAM₄₀ was 136.0 $^{\circ}\text{C}$ and 137.1 $^{\circ}\text{C}$, respectively (Fig. S23 and Table S2[†]). The T_g of the two Jeffamine-macroinitiators was 27.7 $^{\circ}\text{C}$ for the hydrophilic M-1000-Int and -69.9 $^{\circ}\text{C}$ for the hydrophobic M-2005-Int (Table S2 and Fig. S21, S22[†]), with this difference on the T_g of the two macroinitiators occurring from the different EO/PO ratios. When the M-1000-Int-PNIPAM₄₀ was measured, compatibility between the hydrophilic macroinitiator and the polymer was observed (Fig. S23[†]), while the T_g (104.8 $^{\circ}\text{C}$) was found to be lower than the T_g of analogous WSI-PNIPAM, due to the effect of the Jeffamine-macroinitiator (Table S2[†]). A similar observation was made for the hydrophobic macroinitiator and the synthesized PNIPAM₄₀, with the M-2005-Int-pNIPAM₄₀ having a T_g at 115.7 $^{\circ}\text{C}$ (Fig. S23[†]). When the block copolymers Jeff-PNIPAM₂₀-*b*-PDMA_x were measured, their glass transition temperatures were found to be within the range 90.6 – 114.9 $^{\circ}\text{C}$ (the T_g of the WSI-initiated PDMA₄₀ was found at 120.8 $^{\circ}\text{C}$), again showing compatibility between the three segments that comprise the diblocks (Fig. S24 and S25[†]). It should be noted that different glass transition temperatures were observed depending on the DP of the PDMA block, with higher DPs of PDMA resulting in higher glass transition temperatures.



Conclusion

In summary, the use of polyetheramines (Jeffamines) as macroinitiators for the synthesis of well-defined polyacrylamides *via* aqueous Cu-RDRP is reported. By using both hydrophilic and hydrophobic Jeffamine-derived macroinitiator, homo- and block copolymers were synthesized with narrow, mono-modal molecular weight distributions at near-quantitative conversions. By leveraging the pre-disproportionation of Cu(I)/Me₆Tren in water, rapid polymerization rates (<1 hour) were achieved at low temperature (0 °C). The use of Jeffamine-initiated polyacrylamides exhibited thermoresponsive aggregation behaviour dependent on the hydrophobicity/hydrophilicity of the macroinitiator. Thermal analyses revealed that the use of these polyetheramine-based macroinitiators enhances the thermal stability of the synthesized polyacrylamides, while a clear effect of the macroinitiators was observed on the glass transition temperatures of the synthesized homo- and block co-polymers.

Conflicts of interest

There are no conflicts to declare.

Acknowledgements

We appreciate financial support from the University of Warwick. We are grateful for the Polymer Characterization RTP, Dr D. Lester and Ms D. Coursari for providing use of SEC, DLS and TGA equipment. James S. Town thanks EPSRC for a PhD studentship through the EPSRC Centre for Doctoral Training in Molecular Analytical Science, grant number EP/L015307/1.

Notes and references

- I. Krakovský and N. K. Székely, *Eur. Polym. J.*, 2011, **47**, 2177–2188.
- R. Mladenova, M. Ignatova, N. Manolova, T. Petrova and I. Rashkov, *Eur. Polym. J.*, 2002, **38**, 989–999.
- B.-H. Jiang, Y.-J. Peng and C.-P. Chen, *J. Mater. Chem. A*, 2017, **5**, 10424–10429.
- H. Zhong, Z. Qiu, D. Sun, D. Zhang and W. Huang, *J. Nat. Gas Sci. Eng.*, 2015, **26**, 99–107.
- C. Zhao, K. Tong, J. Tan, Q. Liu, T. Wu and D. Sun, *Colloids Surf., A*, 2014, **457**, 8–15.
- G. Mocanu, D. Mihaï, V. Dulong, L. Picton and D. Le Cerf, *Carbohydr. Polym.*, 2012, **87**, 1440–1446.
- G. Mocanu, Z. Souguir, L. Picton and D. Le Cerf, *Carbohydr. Polym.*, 2012, **89**, 578–585.
- D. J. Overstreet, R. Huynh, K. Jarbo, R. Y. McLemore and B. L. Vernon, *J. Biomed. Mater. Res., Part A*, 2013, **101**, 1437–1446.
- N. d. N. Marques, R. d. C. Balaban, S. Halila and R. Borsali, *Carbohydr. Polym.*, 2018, **184**, 108–117.
- V. Dulong, G. Mocanu, L. Picton and D. Le Cerf, *Carbohydr. Polym.*, 2012, **87**, 1522–1531.
- A. Lu, E. Petit, S. Li, Y. Wang, F. Su and S. Monge, *Int. J. Biol. Macromol.*, 2019, **135**, 38–45.
- W. Agut, A. Brûlet, D. Taton and S. Lecommandoux, *Langmuir*, 2007, **23**, 11526–11533.
- E. Liarou, A. Anastasaki, R. Whitfield, C. E. Iacono, G. Patias, N. G. Engelis, A. Marathianos, G. R. Jones and D. M. Haddleton, *Polym. Chem.*, 2019, **10**, 963–971.
- A. Marathianos, E. Liarou, A. Anastasaki, R. Whitfield, M. Laurel, A. M. Wemyss and D. M. Haddleton, *Polym. Chem.*, 2019, **10**, 4402–4406.
- E. Liarou, Y. Han, A. M. Sanchez, M. Walker and D. M. Haddleton, *Chem. Sci.*, 2020, 2041–6520.
- Q. Zhang, Z. Li, P. Wilson and D. M. Haddleton, *Chem. Commun.*, 2013, **49**, 6608–6610.
- C. Waldron, Q. Zhang, Z. Li, V. Nikolaou, G. Nurumbetov, J. Godfrey, R. McHale, G. Yilmaz, R. K. Randev, M. Girault, K. McEwan, D. M. Haddleton, M. Driesbeke, A. J. Haddleton, P. Wilson, A. Simula, J. Collins, D. J. Lloyd, J. A. Burns, C. Summers, C. Houben, A. Anastasaki, M. Li, C. R. Becer, J. K. Kiviahio and N. Risangud, *Polym. Chem.*, 2014, **5**, 57–61.
- A. Theodorou, E. Liarou, D. M. Haddleton, I. G. Stavrakaki, P. Skordalidis, R. Whitfield, A. Anastasaki and K. Velonia, *Nat. Commun.*, 2020, **11**, 1486.
- Q. Zhang, P. Wilson, Z. Li, R. McHale, J. Godfrey, A. Anastasaki, C. Waldron and D. M. Haddleton, *J. Am. Chem. Soc.*, 2013, **135**, 7355–7363.
- A. Anastasaki, V. Nikolaou, Q. Zhang, J. Burns, S. R. Samanta, C. Waldron, A. J. Haddleton, R. McHale, D. Fox, V. Percec, P. Wilson and D. M. Haddleton, *J. Am. Chem. Soc.*, 2014, **136**, 1141–1149.
- G. R. Jones, Z. Li, A. Anastasaki, D. J. Lloyd, P. Wilson, Q. Zhang and D. M. Haddleton, *Macromolecules*, 2016, **49**, 483–489.
- F. Alsubaie, A. Anastasaki, P. Wilson and D. M. Haddleton, *Polym. Chem.*, 2015, **6**, 406–417.
- E. Liarou, R. Whitfield, A. Anastasaki, N. G. Engelis, G. R. Jones, K. Velonia and D. M. Haddleton, *Angew. Chem., Int. Ed.*, 2018, **57**, 8998–9002.
- R. Whitfield, A. Anastasaki, N. P. Truong, P. Wilson, K. Kempe, J. A. Burns, T. P. Davis and D. M. Haddleton, *Macromolecules*, 2016, **49**, 8914–8924.
- R. Whitfield, A. Anastasaki, V. Nikolaou, G. R. Jones, N. G. Engelis, E. H. Discekici, C. Fleischmann, J. Willenbacher, C. J. Hawker and D. M. Haddleton, *J. Am. Chem. Soc.*, 2017, **139**, 1003–1010.
- Y. Cai, Y. Tang and S. P. Armes, *Macromolecules*, 2004, **37**, 9728–9737.
- F. Azzam, L. Heux, J.-L. Putaux and B. Jean, *Biomacromolecules*, 2010, **11**, 3652–3659.
- H. Durmaz, F. Karatas, U. Tunca and G. Hizal, *J. Polym. Sci., Part A: Polym. Chem.*, 2006, **44**, 3947–3957.



- 29 C. Pottier, G. Morandi, V. Dulong, Z. Souguir, L. Picton and D. Le Cerf, *J. Polym. Sci., Part A: Polym. Chem.*, 2015, **53**, 2606–2616.
- 30 G. R. Jones, A. Anastasaki, R. Whitfield, N. Engelis, E. Liarou and D. M. Haddleton, *Angew. Chem., Int. Ed.*, 2018, **57**, 10468–10482.
- 31 R. Aksakal, M. Resmini and C. R. Becer, *Polym. Chem.*, 2016, **7**, 171–175.
- 32 F. Alsubaie, A. Anastasaki, V. Nikolaou, A. Simula, G. Nurumbetov, P. Wilson, K. Kempe and D. M. Haddleton, *Macromolecules*, 2015, **48**, 6421–6432.
- 33 N. Ballard and J. M. Asua, *ACS Macro Lett.*, 2020, **9**, 190–196.
- 34 M. Senoo, Y. Kotani, M. Kamigaito and M. Sawamoto, *Macromolecules*, 1999, **32**, 8005–8009.
- 35 M. Teodorescu and K. Matyjaszewski, *Macromol. Rapid Commun.*, 2000, **21**, 190–194.
- 36 A. Limer and D. M. Haddleton, *Macromolecules*, 2006, **39**, 1353–1358.
- 37 S. Venkataraman and K. L. Wooley, *Macromolecules*, 2006, **39**, 9661–9664.
- 38 X. Lou, B. F. M. de Waal, J. L. J. van Dongen, J. A. J. M. Vekemans and E. W. Meijer, *J. Mass Spectrom.*, 2010, **45**, 1195–1202.
- 39 S. Won, D. J. Phillips, M. Walker and M. I. Gibson, *J. Mater. Chem. B*, 2016, **4**, 5673–5682.

