

Cite this: *Chem. Sci.*, 2019, 10, 10417

All publication charges for this article have been paid for by the Royal Society of Chemistry

# Nickel-catalyzed hydroalkylation and hydroalkenylation of 1,3-dienes with hydrazones†

Lei Cheng, Ming-Ming Li, Biao Wang, Li-Jun Xiao, Jian-Hua Xie and Qi-Lin Zhou \*

Transition-metal-catalyzed hydrofunctionalization of 1,3-dienes is a useful and atom-economical method for constructing allylic compounds. Although substantial progress on hydroalkylation of dienes with stabilized carbon nucleophiles has been made, hydroalkylation of dienes with unstabilized carbon nucleophiles has remained a challenge. In this article, we report a protocol for nickel-catalyzed hydroalkylation of dienes with hydrazones, which serve as equivalents of alkyl carbon nucleophiles. In addition, we developed a protocol for hydroalkenylation of dienes with  $\alpha,\beta$ -unsaturated hydrazones, providing a new method for the synthesis of 1,4-dienes. These hydroalkylation and hydroalkenylation reactions feature mild conditions and a wide substrate scope, and the utility of the reaction products is demonstrated by the preparation of an activator of soluble guanylate cyclase.

Received 21st August 2019  
Accepted 19th September 2019

DOI: 10.1039/c9sc04177j

rsc.li/chemical-science

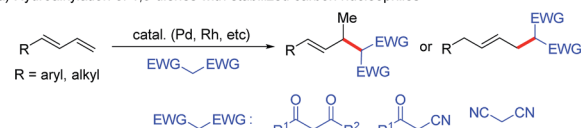
## Introduction

1,3-Dienes are readily available commodity chemicals and are widely used in the synthesis of valuable compounds, including polymeric materials.<sup>1,2</sup> Transition-metal-catalyzed hydrofunctionalization of 1,3-dienes has emerged as a useful and atom-economical method for constructing allylic compounds,<sup>3</sup> which are versatile building blocks in organic synthesis.<sup>4</sup> In particular, selective addition of carbon nucleophiles such as enols and enolates to dienes (*i.e.*, hydroalkylation of 1,3-dienes) is an efficient method for coupling two simple carbon components *via* C–C bond formation. In these hydroalkylation reactions, the active catalytic species is usually a metal hydride, which reacts with the diene to generate an electrophilic metal- $\pi$ -allyl intermediate that couples with the carbon nucleophile. Substantial progress has been made on palladium- and rhodium-catalyzed coupling reactions of dienes with stabilized carbon nucleophiles (Scheme 1a).<sup>5</sup> However, the coupling of dienes with unstabilized carbon nucleophiles has remained a challenge. Recently, we developed a protocol for nickel-catalyzed regio- and enantioselective hydroalkylation reactions of dienes with carbon nucleophiles containing a single carbonyl group (Scheme 1b).<sup>6</sup> In these reactions, the active catalytic nickel hydride species is generated by oxidative addition reaction between Ni(0) and an alcohol.<sup>7</sup> To increase the utility of hydroalkylation reactions of dienes, we have been working on hydroalkylation reactions

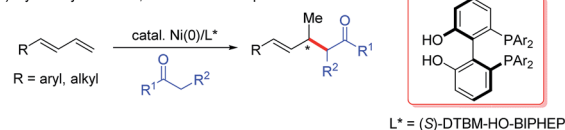
with different kinds of alkyl carbon nucleophiles. Recently, Li and co-workers reported an elegant umpolung strategy that uses hydrazones as alkyl carbanion equivalents in C–C coupling reactions with various electrophiles.<sup>8</sup> Inspired by this work, we have now developed a protocol for nickel-catalyzed hydroalkylation reactions of dienes with hydrazones as alkyl carbon nucleophiles. In addition, when  $\alpha,\beta$ -unsaturated hydrazones were used, we unexpectedly develop an efficient hydroalkenylation of dienes, providing 1,4-skip-ped diene products with high yield and regioselectivity (Scheme 1c).

### Previous reports

(a) Hydroalkylation of 1,3-dienes with stabilized carbon nucleophiles



(b) Hydroalkylation of 1,3-dienes with simple ketones



This work:

(c) Hydroalkylation and hydroalkenylation of 1,3-dienes with hydrazones



Scheme 1 Transition-metal-catalyzed allylic C–C bond formation using 1,3-dienes and carbon nucleophiles.

State Key Laboratory and Institute of Elemento-Organic Chemistry, College of Chemistry, Nankai University, Tianjin 300071, China. E-mail: qlzhou@nankai.edu.cn

† Electronic supplementary information (ESI) available. See DOI: 10.1039/c9sc04177j

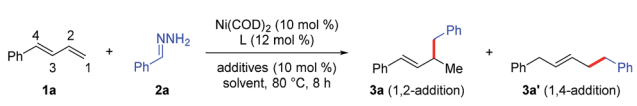


## Results and discussion

We began by investigating the reaction of phenylbutadiene (**1a**) and phenyl hydrazone (**2a**, 1.5 equiv.) using a Ni(COD)<sub>2</sub>/DTBM-SEGPHOS catalyst under the previously reported hydroalkylation conditions (Table 1).<sup>6</sup> Reaction in EtOH in the presence of catalytic <sup>t</sup>BuOLi (10 mol%) afforded 1,2-hydroalkylation product **3a** in 13% yield and 1,4-hydroalkylation product **3a'** in 1% yield (entry 1). In an attempt to improve the yield of **3a** and prevent the 1,4-hydroalkylation reaction, we explored various other ligands (entries 2–9). We were delighted to find that the electron-deficient ligand tris[4-(trifluoromethyl)phenyl]phosphine not only gave the best yield of **3a** (85%) but also showed high regioselectivity (1,2-/1,4-hydroalkylation > 20 : 1, entry 9). Control experiments showed that <sup>t</sup>BuOLi was crucial for the reaction; the yield and the regioselectivity were lower in the absence of the base (entry 10), but increasing the amount of <sup>t</sup>BuOLi to 1 equiv. resulted in no improvement in the yield or selectivity (entry 11). Screening of other alcohol solvents showed that EtOH was the best choice (compare entry 9 with entries 12–14). Finally, when the amount of the diene substrate was increased to 2 equiv., the yield of the hydroalkylation reaction increased to 92% (entry 15).

Under the optimal reaction conditions (Table 1, entry 15), we evaluated various 1,3-dienes **1** in reactions with aryl hydrazone

Table 1 Hydroalkylation of **1a** with **2a**. Optimization of reaction conditions<sup>a</sup>

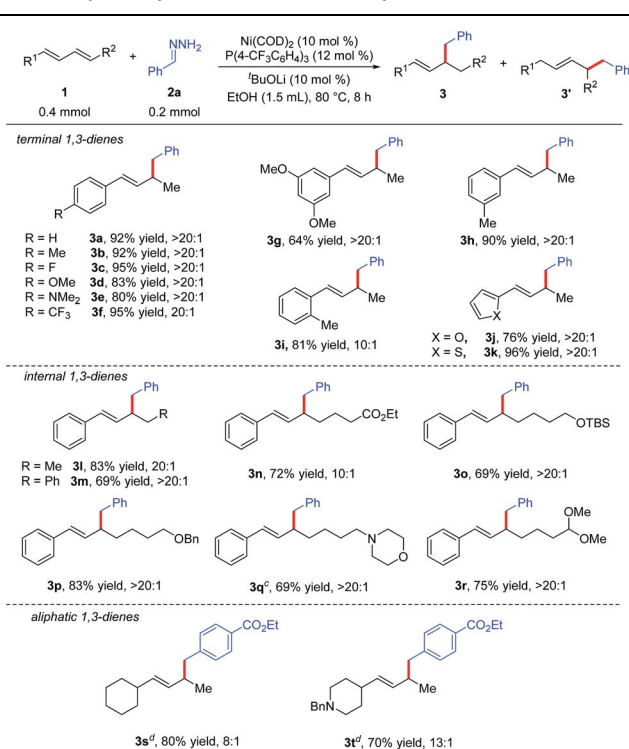


| Entry           | Ligand   | Additive           | Solvent           | Yield <sup>b</sup> (%) | 3a/3a' <sup>c</sup> |
|-----------------|--|--------------------|-------------------|------------------------|---------------------|
| 1               | DTBM-SegPhos   | <sup>t</sup> BuOLi | EtOH              | 13                     | 13 : 1              |
| 2               | DPPP   | <sup>t</sup> BuOLi | EtOH              | 18                     | 9 : 1               |
| 3               | DPPB   | <sup>t</sup> BuOLi | EtOH              | 65                     | 18 : 1              |
| 4               | DPPPe  | <sup>t</sup> BuOLi | EtOH              | 62                     | 18 : 1              |
| 5               | DPPF   | <sup>t</sup> BuOLi | EtOH              | 58                     | 9 : 1               |
| 6               | PCy <sub>3</sub>   | <sup>t</sup> BuOLi | EtOH              | 33                     | 3 : 1               |
| 7               | PPh <sub>3</sub>   | <sup>t</sup> BuOLi | EtOH              | 64                     | 11 : 1              |
| 8               | P(4-OMeC <sub>6</sub> H <sub>4</sub> ) <sub>3</sub>              | <sup>t</sup> BuOLi | EtOH              | 81                     | 9 : 1               |
| 9               | P(4-CF <sub>3</sub> C <sub>6</sub> H <sub>4</sub> ) <sub>3</sub> | <sup>t</sup> BuOLi | EtOH              | 85                     | >20 : 1             |
| 10              | P(4-CF <sub>3</sub> C <sub>6</sub> H <sub>4</sub> ) <sub>3</sub> | None               | EtOH              | 30                     | 6 : 1               |
| 11 <sup>d</sup> | P(4-CF <sub>3</sub> C <sub>6</sub> H <sub>4</sub> ) <sub>3</sub> | <sup>t</sup> BuOLi | EtOH              | 85                     | >20 : 1             |
| 12              | P(4-CF <sub>3</sub> C <sub>6</sub> H <sub>4</sub> ) <sub>3</sub> | <sup>t</sup> BuOLi | MeOH              | 28                     | 11 : 1              |
| 13              | P(4-CF <sub>3</sub> C <sub>6</sub> H <sub>4</sub> ) <sub>3</sub> | <sup>t</sup> BuOLi | <sup>n</sup> PrOH | 80                     | >20 : 1             |
| 14              | P(4-CF <sub>3</sub> C <sub>6</sub> H <sub>4</sub> ) <sub>3</sub> | <sup>t</sup> BuOLi | <sup>i</sup> PrOH | 71                     | 16 : 1              |
| 15 <sup>e</sup> | P(4-CF <sub>3</sub> C <sub>6</sub> H <sub>4</sub> ) <sub>3</sub> | <sup>t</sup> BuOLi | EtOH              | 95 (92) <sup>f</sup>   | >20 : 1             |

<sup>a</sup> Reaction conditions: **1a** (0.1 mmol), **2a** (0.15 mmol), Ni(COD)<sub>2</sub> (0.01 mmol), ligand (0.012 mmol for monodentate ligand, 0.01 mmol for bidentate ligand), additive (0.01 mmol), solvent (0.75 mL) at 80 °C for 8 h. <sup>b</sup> <sup>1</sup>H NMR yields of major isomer **3a** using 1,3,5-trimethoxybenzene as internal standard. <sup>c</sup> Regioselectivity (ratio of 1,2- and 1,4-hydrogenation products) was determined by <sup>1</sup>H NMR analysis of reaction mixture. <sup>d</sup> Additives: 1.0 equivalent. <sup>e</sup> **1a** (0.2 mmol), **2a** (0.1 mmol). <sup>f</sup> Isolated yield in the parentheses. DPPP = 1,3-bis(diphenylphosphino)propane; DPPB = 1,4-bis(diphenylphosphino)butane; DPPPe = 1,5-bis(diphenylphosphino)pentane; DPPF = 1,1'-bis(diphenylphosphino)ferrocene.

(**2a** or **2g**) (Table 2). Terminal dienes with *para*-substituted aromatic rings (**1b–1f**) afforded the desired hydroalkylation products in high yields (80–95%) with excellent regioselectivity (≥20 : 1); dienes with electron-donating substituents such as OMe (**1d**) and NMe<sub>2</sub> (**1e**) gave slightly lower yields than dienes with electron-withdrawing substituents. Terminal dienes with *meta*- and *ortho*-substituted aromatic rings (**1g–1i**) also reacted smoothly with **2a** to afford the corresponding hydroalkylation products, although diene **1g**, which has two *meta* OMe groups, gave only a moderate yield of **3g** (64%). Diene **1i**, which has an *ortho* Me group, showed lower regioselectivity (10 : 1). In addition, furyl diene **1j** and thienyl diene **1k** also worked well in the reaction with **2a**, affording good yields of the expected products with excellent regioselectivity. We were delighted to find that internal aromatic dienes **1l–1r** were also suitable substrates; a variety of functional groups in the internal dienes, including an ester (**1n**), ethers (**1o** and **1p**), an amine (**1q**), and an acetal (**1r**), were tolerated under the reaction conditions. It is worth mentioning that the *Z/E* configuration of the aromatic dienes had no effect on the yield or regioselectivity of the reaction (see ESI<sup>†</sup>). In addition to aromatic dienes, aliphatic dienes **1s** and **1t** were also examined in the reaction with **2g** and found to afford 1,2-hydroalkylation products **3s** and **3t**, in good yields (80% and

Table 2 Hydroalkylation of dienes with hydrazone **2a**<sup>a,b</sup>



<sup>a</sup> Reaction conditions: **1** (0.4 mmol), **2a** (0.2 mmol), Ni(COD)<sub>2</sub> (0.02 mmol), P(4-CF<sub>3</sub>C<sub>6</sub>H<sub>4</sub>)<sub>3</sub> (0.024 mmol), <sup>t</sup>BuOLi (0.02 mmol), EtOH (1.5 mL) at 80 °C for 8 h. Isolated yields. Regioselectivity was the ratio of **3** to **3'**, which was determined by <sup>1</sup>H NMR analysis of the product. <sup>b</sup> *Z/E* configuration of aromatic dienes had no effect on the yield and selectivity of the reaction (see ESI). <sup>c</sup> **1** (0.2 mmol), **2a** (0.3 mmol). <sup>d</sup> *E*-isomer of aliphatic diene as starting material, DPPPe as the ligand.



70%, respectively) with good regioselectivities (8 : 1 and 13 : 1, respectively) when the diphosphine ligand DPPPE was used.

We next examined the scope of the reaction with respect to the hydrazone substrate by carrying out reactions of various hydrazones **2** with phenylbutadiene (**1a**) (Table 3). Many substituted benzaldehyde hydrazones gave good to high yields, and excellent functional group compatibility was observed, demonstrating the benefit of using hydrazones as nucleophiles in this hydroalkylation reaction. For example, hydrazone **2g**, which has an ester group that would not be tolerated in reactions with organometallic reagents, gave corresponding product **4g** in 89% yield with >20 : 1 regioselectivity. Base-sensitive trimethylsilyl-substituted hydrazone **2h** did not decompose under the reaction conditions. The remarkable compatibility of the reaction with substrates containing heterocycles (pyridine, quinoline, pyrrole, furan, and thiophene; **2l–2q**) showed the potential utility of this protocol for the synthesis of natural products. In addition, the hydrazone derived from aromatic ketone **2r** was also a viable substrate, although the reaction conditions had to be modified slightly and the diastereoselectivity was low. Note, however, that no hydroalkylation products were obtained from reactions with hydrazones derived from aliphatic ketones or aldehydes.

We also explored reactions between 1,3-dienes **1** and  $\alpha,\beta$ -unsaturated hydrazones **5** (Table 4). Surprisingly, a completely different hydroalkylation product, 1,4-diene **6a**, was obtained from the reaction of 3-phenylallylidenehydrazine (**5a**) with phenylbutadiene (**1a**); clearly, the double bond of **5a** had migrated during the reaction. 1,4-Dienes, which are widely found in natural products and are important building blocks in organic synthesis,<sup>9</sup> are usually prepared by transition-metal-catalyzed allylic substitution reactions with stoichiometric amounts of alkenylmetal reagents.<sup>10</sup> The reaction between **1a**

Table 4 Hydroalkylation of dienes with  $\alpha,\beta$ -unsaturated hydrazones<sup>a</sup>

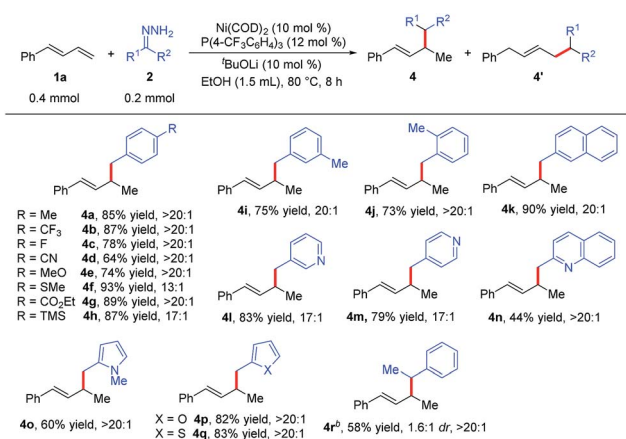


<sup>a</sup> Reaction conditions: **1a** (0.4 mmol),  $\alpha,\beta$ -unsaturated hydrazones **4** (0.2 mmol), Ni(COD)<sub>2</sub> (0.02 mmol), P(4-CF<sub>3</sub>C<sub>6</sub>H<sub>4</sub>)<sub>3</sub> (0.024 mmol), <sup>t</sup>BuOLi (0.02 mmol), EtOH (1.5 mL) at 80 °C for 8 h. Isolated yields. Regioselectivity was determined by <sup>1</sup>H NMR analysis. <sup>b</sup> **1a** (0.2 mmol),  $\alpha,\beta$ -unsaturated hydrazones **4** (0.4 mmol).

and **5a** avoids the preparation of alkenylmetal reagents and can occur under mild conditions, thus providing an effective method for the construction of 1,4-dienes.<sup>11</sup> As shown in Table 4, a variety of substituted 1,4-dienes were synthesized by reactions of 1,3-dienes with hydrazones.  $\alpha,\beta$ -Unsaturated hydrazones derived from cinnamaldehyde (**6a–6c** and **6e**), acyclic enals (**6d**, **6f**, and **6g**), and cyclic enals (**6h–6n**) were amenable to this protocol, particularly noteworthy are the reactions of the natural-product-derived enals citral (**6g**) and perillaldehyde (**6j**). In addition, the internal diene **6k**, and the heteroaromatic dienes **6m** and **6n** also worked well, giving 1,4-diene products.

To demonstrate the utility of the protocol, we synthesized dicarboxylic acid **8**, a soluble guanylate cyclase activator that is used to treat cardiovascular diseases.<sup>12</sup> Specifically, the reaction of diene **1u** and hydrazone **2g** under the standard conditions afforded hydroalkylation product **7** (76%), which could be hydrolyzed to afford desired dicarboxylic acid **8** in total 72% yield (Scheme 2). This two-step Ni-catalyzed hydroalkylation process represents a considerable improvement over the previously reported synthesis of **8**, which requires multiple steps.<sup>12a</sup>

Table 3 Hydroalkylation of diene **1a** with various hydrazones **2<sup>a</sup>**



<sup>a</sup> Reaction conditions: **1a** (0.4 mmol), **2** (0.2 mmol), Ni(COD)<sub>2</sub> (0.02 mmol), P(4-CF<sub>3</sub>C<sub>6</sub>H<sub>4</sub>)<sub>3</sub> (0.024 mmol), <sup>t</sup>BuOLi (0.02 mmol), EtOH (1.5 mL) at 80 °C for 8 h. Isolated yields. Regioselectivity was the ratio of **4** to **4'**, which was determined by <sup>1</sup>H NMR analysis of the product. <sup>b</sup> **1a** (0.2 mmol), **2r** (0.3 mmol), Ni(COD)<sub>2</sub> (0.02 mol), PBN<sub>3</sub> (0.024 mmol), <sup>t</sup>BuOLi (0.02 mmol), EtOH (1.0 mL) at 80 °C for 8 h.



Scheme 2 Synthesis of guanylate cyclase activator **8**.





Scheme 3 Deuterium-labeling experiments.

To gain insight into the reaction mechanism, we conducted deuterium-labeling experiments in EtOD (Scheme 3a–3c). The hydroalkylation and hydroalkenylation reactions were carried out in EtOD and stop the reactions at 1 hour. In the hydroalkylation (Scheme 3a), one deuterium is incorporated into the methyl group, one deuterium into the benzyl position of product **3a**. In the hydroalkenylation (Scheme 3b), one deuterium is incorporated into the methyl group, and 0.7 deuterium into the newly formed allylic position of product **6d**. Notably, the unreacted diene **1a** only contains <0.05 deuterium in both reactions, which implies that the addition of Ni–H bond into the diene is irreversible in the reaction. Finally, when deuterated hydrazone **2a'** was allowed to react with phenyldiene **1a**, deuterium was observed only at the benzyl position of product **3a** (Scheme 3c), which means that the reaction did not involve cleavage of the C–H bond at the benzyl position of hydrazone.<sup>13</sup>

On the basis of the aforementioned experimental results and previous reports,<sup>6–8</sup> we propose the mechanism shown in Scheme 4. First, oxidative addition of EtOH to Ni(0) generates Ni–H intermediate **A**, which adds to diene **1a** to afford  $\pi$ -allylnickel intermediate **B**. A ligand exchange reaction between **B** and the diazene anion generated from hydrazone **2a** forms

intermediate **C**. In the presence of base in the protic medium, expulsion of nitrogen and protonation of the intermediate **C** occur to provide intermediate **D**.<sup>14</sup> A reductive elimination reaction of **D** delivers hydroalkylation product **3a** and regenerates the Ni(0) catalyst.<sup>15</sup> Similar steps are involved in the hydroalkenylation reaction. Specifically, reaction of the diazene anion generated from  $\alpha,\beta$ -unsaturated hydrazone **5d** with  $\pi$ -allylnickel intermediate **B** forms intermediate **C'**. Expulsion of nitrogen from **C'** via a 1,5-sigmatropic migration gives alkenyl-Ni intermediate **D'**,<sup>14d,15</sup> which undergoes a reductive elimination reaction to form hydroalkenylation product **6d**.

## Conclusions

In summary, we have developed a protocol for nickel-catalyzed hydroalkylation reactions of dienes with hydrazones, and this protocol provides a new method for hydroalkylation reactions using hydrazones as alkyl carbon nucleophiles. In addition, we developed a protocol for hydroalkenylation of dienes with  $\alpha,\beta$ -unsaturated hydrazones, providing a new synthetic route to 1,4-dienes. These hydrofunctionalization reactions feature mild conditions and a wide substrate scope, and the products are versatile building blocks for organic synthesis, as demonstrated by the preparation of soluble guanylate cyclase activator **8**. Works on the development of asymmetric version of the reactions and exploration of their mechanisms are currently underway in our laboratory.

## Conflicts of interest

There are no conflicts to declare.

## Acknowledgements

We thank the National Natural Science Foundation of China, (No. 21790332, 21532003) and the “111” project (B06005) of the Ministry of Education of China for financial support.

## Notes and references

- For selected reviews on 1,3-dienes as building blocks, see: (a) S. Reymond and J. Cossy, *Chem. Rev.*, 2008, **108**, 5359; (b) J.-R. Chen, X.-Q. Hu, L.-Q. Lu and W.-J. Xiao, *Chem. Rev.*, 2015, **115**, 5301; (c) M. Büschleb, S. Dorich, S. Hanessian, D. Tao, K. B. Schenthal and L. E. Overman, *Angew. Chem., Int. Ed.*, 2016, **55**, 4156; (d) M. Holmes, L. A. Schwartz and M. J. Krische, *Chem. Rev.*, 2018, **118**, 6026; (e) Y. Xiong, Y.-W. Sun and G.-Z. Zhang, *Tetrahedron Lett.*, 2018, **59**, 347.
- For reviews on polymerization of 1,3-dienes, see: (a) L. Friebe, O. Nuyken and W. Obrecht, *Adv. Polym. Sci.*, 2006, **204**, 1; (b) G. Ricci, A. Sommazzi, F. Masi, M. Ricci, A. Boglia and G. Leone, *Coord. Chem. Rev.*, 2010, **254**, 661; (c) A. Valente, A. Mortreux, M. Visseaux and P. Zinck, *Chem. Rev.*, 2013, **113**, 3836; (d) D. Takeuchi, *Stereoselective polymerization of conjugated dienes*, in *Encyclopedia of Polymer Science and Technology*, Wiley, New York, 2013, pp. 1–25.



Scheme 4 A proposed mechanism.



- 3 Reviews on hydrofunctionalizations of dienes: (a) L.-B. Huang, M. Arndt, K. Gooßen, H. Heydt and L. J. Gooßen, *Chem. Rev.*, 2015, **115**, 2596; (b) E. McNeill and T. Ritter, *Acc. Chem. Res.*, 2015, **48**, 2330; (c) Z. Dong, Z. Ren, S. J. Thompson, Y. Xu and G. Dong, *Chem. Rev.*, 2017, **117**, 9333; (d) W.-Y. Ai, R. Zhong, X.-F. Liu and Q. Liu, *Chem. Rev.*, 2019, **119**, 2876; (e) D. Wei and C. Darcel, *Chem. Rev.*, 2019, **119**, 2550.
- 4 Applications of allylic substitution reaction: (a) B. M. Trost and M. L. Crawley, *Chem. Rev.*, 2003, **103**, 2921; (b) B. M. Trost, *J. Org. Chem.*, 2004, **69**, 5813; (c) B. M. Trost and J. E. Schultz, *Synthesis*, 2019, **51**, 1; (d) Q. Cheng, H.-F. Tu, C. Zheng, J.-P. Qu, G. Helmchen and S.-L. You, *Chem. Rev.*, 2019, **119**, 1855.
- 5 For selected hydroalkylations of diene, see: (a) G. Hata, K. Takahashi and A. Miyake, *J. Org. Chem.*, 1971, **36**, 2116; (b) A. Leitner, J. Larsen, C. Steffens and J. F. Hartwig, *J. Org. Chem.*, 2004, **69**, 7552; (c) M. J. Goldfogel and S. J. Meek, *Chem. Sci.*, 2016, **7**, 4079; (d) M. J. Goldfogel, C. C. Roberts, R. S. Manan and S. J. Meek, *Org. Lett.*, 2017, **19**, 90; (e) X.-H. Yang and V. M. Dong, *J. Am. Chem. Soc.*, 2017, **139**, 1774; (f) N. J. Adamson, K. C. E. Wilbur and S. J. Malcolmson, *J. Am. Chem. Soc.*, 2018, **140**, 2761; (g) S. Park, N. J. Adamson and S. J. Malcolmson, *Chem. Sci.*, 2019, **10**, 5176.
- 6 L. Cheng, M.-M. Li, L.-J. Xiao, J.-H. Xie and Q.-L. Zhou, *J. Am. Chem. Soc.*, 2018, **140**, 11627.
- 7 (a) L.-J. Xiao, L. Cheng, W.-M. Feng, M.-L. Li, J.-H. Xie and Q.-L. Zhou, *Angew. Chem., Int. Ed.*, 2018, **57**, 461; (b) L.-J. Xiao, M.-C. Ye and Q.-L. Zhou, *Synlett*, 2019, **30**, 361.
- 8 (a) H. Wang, X.-J. Dai and C.-J. Li, *Nat. Chem.*, 2017, **9**, 374; (b) X.-J. Dai, H. Wang and C.-J. Li, *Angew. Chem., Int. Ed.*, 2017, **56**, 6302; (c) N. Chen, X.-J. Dai, H. Wang and C.-J. Li, *Angew. Chem., Int. Ed.*, 2017, **56**, 6260; (d) L. Lv, D. Zhu, J. Tang, Z. Qiu, C.-C. Li, J. Gao and C.-J. Li, *ACS Catal.*, 2018, **8**, 4622; (e) D. Zhu, L. Lv, C.-C. Li, S. Ung, J. Gao and C.-J. Li, *Angew. Chem., Int. Ed.*, 2018, **57**, 16520.
- 9 (a) M. S. F. L. K. Jie, M. K. Pasha and M. S. K. Syed-Rahmatullah, *Nat. Prod. Rep.*, 1997, **14**, 163; (b) Y. Shinohara, F. Kudo and T. Eguchit, *J. Am. Chem. Soc.*, 2011, **133**, 18134; (c) P. Winter, W. Hiller and M. Christmann, *Angew. Chem., Int. Ed.*, 2012, **51**, 3396; (d) W. Tang and E. V. Prusov, *Angew. Chem., Int. Ed.*, 2012, **51**, 3401.
- 10 (a) N. Miyaura, T. Yano and A. Suzuki, *Tetrahedron Lett.*, 1980, **21**, 2865; (b) H. Matsushita and E. Negishi, *J. Am. Chem. Soc.*, 1981, **103**, 2882; (c) F. K. Sheffy and J. K. Stille, *J. Am. Chem. Soc.*, 1983, **105**, 7173; (d) Y. Lee, K. Akiyama, D. G. Gillingham, M. K. Brown and A. H. Hoveyda, *J. Am. Chem. Soc.*, 2008, **130**, 446; (e) K. Akiyama, F. Gao and A. H. Hoveyda, *Angew. Chem., Int. Ed.*, 2010, **49**, 419; (f) J. Y. Hamilton, D. Sarlah and E. M. Carreira, *J. Am. Chem. Soc.*, 2013, **135**, 994.
- 11 For reviews of hydroalkenylation of 1,3-dienes: (a) T. V. RajanBabu, *Chem. Rev.*, 2003, **103**, 2845; (b) T. V. RajanBabu, *Synlett*, 2009, 853; (c) G. Hilt, *Eur. J. Org. Chem.*, 2012, 4441.
- 12 (a) C. Alonso-Alija, M. Heil, D. Flubacher, P. Naab, J.-P. Stasch, F. Stasch, K. Dembowski, E. Perzborn and E. Stahl, *US Pat.*, US 20080058314 A1, Bayer Aktiengesellschaft, USA, 2008; (b) M. Follmann, N. Griebenow, M. G. Hahn, I. Hartung, F. J. Mais, J. Mittendorf, M. Schaefer, H. Schirok, J. P. Stasch, F. Stoll and A. Stoll, *Angew. Chem., Int. Ed.*, 2013, **52**, 9442.
- 13 See ESI† for more details about the mechanism studies.
- 14 (a) H. H. Szmant, *Angew. Chem., Int. Ed.*, 1968, **7**, 120; (b) H. H. Szmant and C. E. Alciaturi, *J. Org. Chem.*, 1977, **42**, 1081; (c) H. H. Szmant, A. Birke and M. P. Lau, *J. Am. Chem. Soc.*, 1977, **99**, 1863; (d) R. O. Hutchins, in *Comprehensive Organic Synthesis*, ed. B. M. Trost and I. Fleming, Pergamon, Oxford, 1991, vol. 8, pp. 327–362.
- 15 The isomerization of double bond commonly occurs in reduction of  $\alpha,\beta$ -unsaturated hydrazones: (a) R. A. Sneed and N. P. Matheny, *J. Am. Chem. Soc.*, 1964, **86**, 5503; (b) E. J. Taylor and C. Djerassi, *J. Am. Chem. Soc.*, 1976, **98**, 2275; (c) R. O. Hutchins and N. R. Natale, *J. Org. Chem.*, 1978, **43**, 2299; (d) Ref. 14d.

