


Highlighting a Review article from the MOCAH team of the UCCS (Unité de Catalyse et Chimie du Solide) laboratory, Université de Lille, Villeneuve d'Ascq, France.

Catalytic metal-based systems for controlled statistical copolymerisation of lactide with a lactone

When the chemist is capable of intervening to control the microstructure in statistical copolymerizations: A comprehensive survey of the recent developments of metal-based catalysts for the ROCOP of lactide with another lactone is presented by E. Stirling, Y. Champouret and M. Visseaux. Back cover image by Y. Champouret.

As featured in:



See Y. Champouret, M. Visseaux et al., *Polym. Chem.*, 2018, 9, 2517.



Cite this: *Polym. Chem.*, 2018, **9**, 2517

Catalytic metal-based systems for controlled statistical copolymerisation of lactide with a lactone

E. Stirling, Y. Champouret * and M. Visseaux *

Poly(lactide) (PLA) is currently considered as a major polymer which could serve as a potential substitute to the widely used petroleum-based plastics. It is typically produced by coordination–insertion polymerisation (Ring-Opening Polymerisation, ROP) of the cyclic ester, lactide (LA), a dimer of lactic acid that is extracted from biomass *via* biotechnological processing. However, PLA has limitations that hinder its ability to compete with conventional plastics, particularly with regard to its brittle behaviour. Different methodologies have been employed in order to improve the performances of PLA and thereby expand its range of applications. One strategy involves the statistical Ring-Opening coPolymerisation (ROcoP) of LA with another lactone, primarily ϵ -caprolactone (ϵ -CL), which enables the inherent properties of each homopolymer to be incorporated within the same polymer chain. Nevertheless, the difference in the reactivity of LA relative to the lactone comonomer and the occurrence of undesired transesterification creates the challenge of producing a strictly random copolymer. Herein, this review aims to present the variety of metal-based catalysts and/or initiators that target the synthesis of statistical copolymers of LA and lactone, under smooth conditions to ensure the best possible controlled polymerisation process.

Received 23rd February 2018,

Accepted 10th April 2018

DOI: 10.1039/c8py00310f

rsc.li/polymers

Introduction

For several decades, plastic materials obtained from non-renewable petroleum and natural gas resources have found

remarkable uses in a wide range of applications (*e.g.* construction, electronics, medicine, transportation, sports equipment, packaging industries and many others), due to their lightness, durability, toughness, ease of processing and resistance to corrosion and chemicals.¹ However, the depletion of fossil feedstocks,² alongside the environmental concerns associated with plastics pollution and waste,³ has driven both the academic and industrial communities to turn to alternatives. Hence, many efforts are currently being made to develop eco-

UMR 8181 – UCCS – Unité de Catalyse et de Chimie du Solide, ENSCL, Centrale Lille, Univ. Artois, Univ. Lille, CNRS, F-59000 Lille, France.
E-mail: marc.visseaux@ensc-lille.fr, yohan.champouret@univ-lille1.fr



Emma Stirling

Emma Stirling is in her final year of MChem at the University of Edinburgh. During her 4th year at the Unité de Catalyse et Chimie du Solide, Université de Lille in the group of Prof. Marc Visseaux, she worked on the copolymerisation of cyclic esters using rare earth metal-based complexes. In her final year project, under the direction of Dr Jennifer Garden, her work involved the synthesis of aluminium salen-based com-

plexes and their application as catalysts toward the polymerisation of lactide and CO₂/epoxide coupling reactions.



Yohan Champouret

Yohan Champouret obtained a Master's degree in organic chemistry at the "Université de Pierre et Marie Curie", Paris, France in 2002 and a PhD degree from the University of Leicester, UK in 2007 under the supervision of Dr Gregory A. Solan. Subsequently, Yohan completed several postdoctoral positions in the field of polymerization, homogeneous catalysis and materials science. In 2016, Yohan was appointed "Chargé

de Recherche du CNRS" at the Unité de Catalyse et Chimie du Solide, Université de Lille to work on coordinative polymerization catalysis using abundant and low toxic metals.

friendly biodegradable materials that can be derived from renewable resources.⁴ In this respect, synthetic aliphatic polyesters, such as polylactide (PLA), have received a considerable surge in interest for the large-scale replacement of oil-based polymers and plastic products.⁵ PLA represents one of the most attractive aliphatic polyesters since the lactide (LA) monomer, a cyclic dimer of lactic acid that exists as two isomers *L*- and *D*-lactic acid, can be produced abundantly from renewable resources by microbial carbohydrate fermentation⁶ and its preparation requires less energy than that of oil-based plastics.⁷ Furthermore, PLA also displays unique properties that make it comparable to commodity polymers like polystyrene (PS) and poly(ethylene terephthalate) (PET).⁸

The most convenient route to prepare high molecular weight PLA, and in a controlled fashion, is through the Ring-Opening Polymerisation (ROP) of LA using metal-based systems, organic catalysts or enzymes. This has led to the development of highly efficient, stereo-selective and living methodologies *via* ingeniously designed ROP initiators.⁹ PLA has the advantage of being a biodegradable and biocompatible thermoplastic polymer that can be processed by conventional methods (injection moulding, extrusion, *etc.*);¹⁰ however, its commercialisation has been restricted to food packaging, biomedical and pharmaceutical fields.¹¹ Indeed, PLA suffers from several drawbacks such as (i) brittleness, (ii) poor elasticity, (iii) low thermal stability and (iv) poor gas/water permeability that limit the range of its potential applications.¹² To circumvent these problems, modification by plasticisation or blending has been undertaken to improve the permeability and mechanical/thermal properties of PLA.¹³

Another strategy, which aims to overcome these drawbacks, involves the Ring-Opening coPolymerisation (ROCoP) of LA with another comonomer. In this case, repeated units of chemically distinct comonomers are covalently linked within the same polymer chain. These copolymers can serve, for

example, as compatibilising agents in order to avoid immiscibility, poor interfacial adhesion and chain migration that could occur during blending or plasticisation processes.¹⁴ The copolymerisation of LA has been mainly conducted in the presence of lactone, in particular ϵ -caprolactone (ϵ -CL), which enables the inherent properties of each homopolymer to be incorporated into the resulting copolymer. The two homopolymers have contrasting physical and thermal properties that make them complementary to each other. For example, polycaprolactone (PCL, $T_{g(PCL)} = -60$ °C) exhibits good elasticity and permeability but poor mechanical characteristics (toughness),¹⁵ which is the opposite to PLA ($T_{g(PLA)} \approx 57$ °C). Fine-tuning of these properties can *a priori* be tailored by varying the composition, microstructure (comonomer distribution, stereoregularity), and macromolecular values (molecular weight, dispersity $D = M_w/M_n$). Biodegradable materials with improved properties can thus be produced by copolymerisation of LA with ϵ -CL, but researchers realised that the difference in reactivity ratios of LA and ϵ -CL made it difficult to produce a statistical copolymer poly(LA-*stat*-CL) (Fig. 1). Despite the rate of propagation of ϵ -CL being typically faster than that of LA in their respective homopolymerisations, the copolymerisation of both monomers often leads to the preferential consumption of LA over ϵ -CL (*i.e.* $r_{LA} \gg 1 > r_{CL}$). Consequently, the copolymerisation of LA and ϵ -CL, in most cases, results in the formation of block, poly(LA-*block*-CL), or gradient (also mentioned as tapered), poly(LA-*grad*-CL), copolymers (Fig. 1).¹⁷ To obtain a random copolymer, the r_{LA} and r_{CL} reactivity ratios must be equal to 1, which will generate average sequence length values of 2 for the caproyl and lactidyl units ($L_{LA} = L_{CL} = 2$).¹⁸ It should be noted that, from the IUPAC recommendations, *statistical* copolymers refer to copolymers where the sequential distribution of the monomeric unit follows statistical laws (*e.g.* Markovian statistics) while *random* copolymers are a special case of statistical copolymers where the sequence distribution obeys Bernoullian statistics (*i.e.* Markovian statistics of zeroth order).¹⁶ Since the 1990s, most LA/ ϵ -CL copolymerisation studies have been carried out at high temperature and/or in bulk and/or at high monomer conversion. This has invariably led to the uncontrolled statistical distribution of both monomers, due to the occurrence of trans-



Marc Visseaux

Marc Visseaux received his PhD at the "Université de Dijon" (France) in 1992. He was appointed assistant professor in Dijon in 1993 and moved to the "Université de Lille" in 2003 as a full professor. Marc Visseaux was the head of the MCP team of UCCS laboratory from 2005 to 2016. In 2017, he took the lead of the MOCAH team, whose core business is organometallic chemistry and its developments in homogeneous catalysis, in particular coordination polymerization. During his scientific career, Marc Visseaux moved from fundamental organometallic rare-earth chemistry to the elaboration of specialty polymers by means of molecular catalysis.

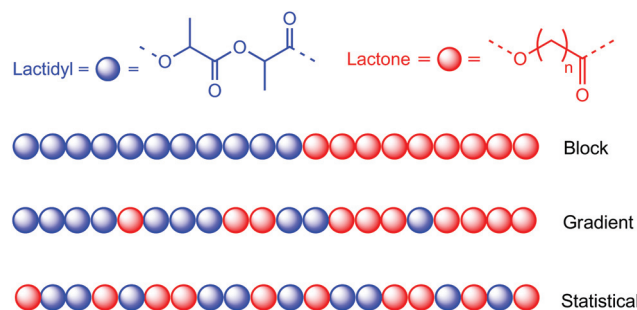


Fig. 1 Possible microstructures of lactide–lactone copolymers according to IUPAC rules.

esterification reactions that reorganise the polymer sequences.¹⁹ Nevertheless, despite the uncontrolled nature of these processes, these statistical PLA-based copolymers have shown to display intermediate properties by combining PCL permeability and elasticity in addition to the rather rapid biodegradation of PLA.²⁰ As such, Lu *et al.* made a comparison of thermomechanical properties of homo-PLA and poly(LA-*stat*-CL) prepared under similar experimental conditions using stannous octoate at 130 °C in bulk for 48 h with [L-LA]:[Sn_{cat}] = 8000:1 and [L-LA]:[ε-CL]:[Sn_{cat}] = 4800:3200:1, respectively. They obtained the following values of T_g = 62 °C, crystallinity = 29.3%, tensile strength = 52.1 MPa, and strain at break = 89.7% for homoPLA, and T_g = 14 °C, amorphous, tensile strength = 20.5 MPa, and strain at break = 541.8% for the copolymer (composition LA/CL = 62/38), emphasising that statistical incorporation of CL in the PLA chain can give materials with varied mechanical properties.^{20g}

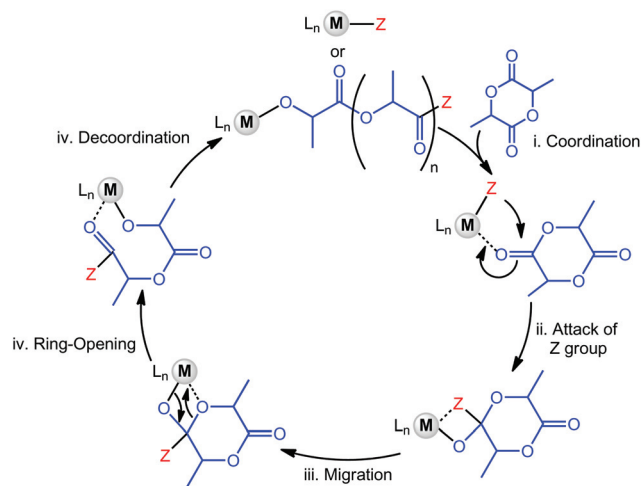
Herein, this review aims to investigate the range of initiators and/or catalysts by focusing on available metal complexes that target the statistical copolymerisation of lactide with a lactone, primarily ε-CL, under mild conditions to ensure as best as possible a controlled process, with the minimum of undesired transesterification. Other lactones like *rac*-β-butyrolactone (*rac*-BL) and δ-valerolactone (VL), which have been scarcely used as comonomers with LA, are also included in this review. Specifically, we will pay attention to the syntheses conducted in solution, with a temperature range of up to 110 °C, which should minimise the occurrence of transesterification. Where possible, the molecular weight, dispersity ($D = M_w/M_n$), reactivity ratios, average sequence lengths of the comonomer units, presence of a Chain-Transfer Agent (CTA) and transition temperature of the resulting copolymer have been displayed.

Poly(lactide-*co*-glycolide) (PLGA) copolymers and their applications, resulting from LA/glycolide (GA) copolymerisation, have been already subjected to review and will not be discussed here.^{9a,21} Sequenced copolymerisations will be excluded from the scope of this review to focus on more challenging controlled statistical copolymerisations, which can generate multiple microstructures and thus a large set of properties.

Controlled statistical copolymerisation of lactide with ε-caprolactone

As mentioned previously, the preferred method to prepare polymers of cyclic esters is through the Ring-Opening Polymerisation, typically with the use of a metal complex that may also involve, in some cases, a chain-transfer agent (*e.g.* alcohol molecule). Currently, the coordination–insertion mechanism is the accepted process in which the reaction occurs, as established through experimental and theoretical evidence (Scheme 1).⁹

The choice of ligands and metal centres can be refined and modified to control the process of statistical copolymerisation



Scheme 1 Accepted coordination–insertion mechanism of lactide (Z = alkyl, alkoxide, etc.).

of LA and ε-CL. Particular attention has been dedicated to the design of the supporting ligand architecture in order to achieve a truly random copolymer, most notably the sterically hindered salen and its derivatives, phenoxyimine- or other bulky heteroatom-based ligands (*vide infra*). In addition, important research has been devoted to deciphering the relationship between catalyst structure and its activity, particularly for the use of Al-based complexes. The complications encountered during the attempt to prepare a random copolymer stems from the difficulty of incorporating CL motifs into a PLA growing chain.¹⁷ In respect to this, one strategy that has been applied is to alter the structure of the catalyst with the aim to rebalance the reactivity ratios between the two comonomers, either through increasing the activity toward ε-CL or hindering the incorporation of LA units. Mechanistic aspects will be discussed in more details later.

Aluminium catalysts and their ligands

To date, the controlled copolymerisation of LA with ε-CL has been mainly investigated with the help of aluminium-based catalysts. Their efficiency and control can be seen to vary depending on the coordinating ligands. The molecular structures of the aluminium complexes discussed in this section are depicted in Chart 1 and the ROCoP experimental data are gathered in Table 1.

The synthesis of the first controlled random copolymerisation of lactide with ε-caprolactone was reported by Nomura *et al.* using a salen-type mononuclear aluminium catalyst bearing bulky ¹Pr₃Si groups on the *ortho* position of the phenolate rings, seen in complexes of type **1**.²² The two variants of complex **1** successfully copolymerised ε-CL with *rac*-LA; however, only **1B**, bearing the bulkier substituent, was found to produce a copolymer with practically random sequences. The resulting random copolymer had narrow dispersity and the proportion of LA and CL units was nearly equal. The average sequence lengths of the lactidyl and caproyl

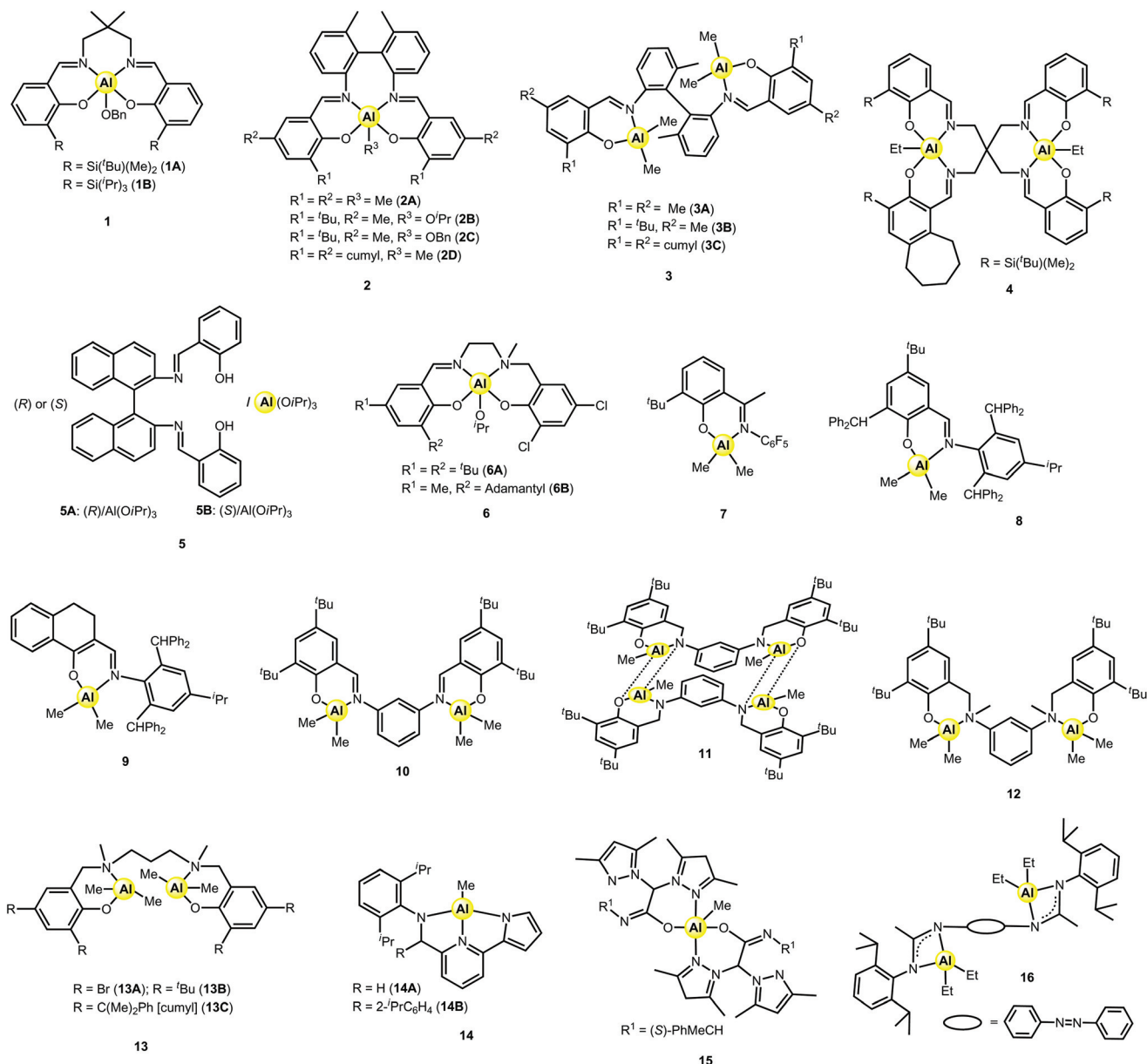


Chart 1 Aluminium catalysts for the LA/ ϵ -CL controlled statistical ROCoP.

units were in between 1.7–2.0. Moreover, it was reasoned that by increasing the steric hindrance on the catalyst, the ability of LA to coordinate to the metal centre was reduced, which lowered its reactivity. This enabled the comonomers to be consumed equally with $r_{\text{LA}} = 0.73$ and $r_{\text{CL}} = 1.09$ for complex **1B**, thus allowing the synthesis of a random copolymer.

Ma and coworkers achieved practically random copolymers with Bernoullian distributions using salen-type mononuclear aluminium complexes based on a bulky rigid framework comprising a 6,6'-dimethylbiphenyl bridge. This strategy has been employed with the aim to disfavour the LA propagation during the copolymerisation with ϵ -CL.²³ The series of mono- and dinuclear aluminium complexes, **2** (A, B, C, D) and **3** (A, B, C), successfully catalysed the controlled statistical copolymerisa-

tion of ϵ -CL and *L*- or *rac*-LA. In the presence of ⁱPrOH, **2A** behaved as one of the most active among ROCoP Al-based catalysts (TOF up to 45 h⁻¹), which are generally known to suffer from low activity compared to other metals.²⁴ Complex **2B** was less efficient but it reduced the reactivity difference even more between ϵ -CL and *L*-LA, resulting in equal consumption of both comonomers throughout the polymerisation. The reactivity ratios, r_{LA} and r_{CL} , were determined to be 1.17 and 0.80, respectively. The propensity of **2B** to control the copolymer chain distribution was further established by varying the monomer feed ratio, with the composition of the resulting copolymer mirroring that of the initial ratios. Moreover, the average sequence lengths indicated a random distribution with $L_{\text{LA}} = 1.91$ and $L_{\text{CL}} = 1.93$. Interestingly, the control over

Table 1 Selected experimental data for the ROCOP of LA and a lactone reported in this review

Cat.	[LA]:[CL]:[Cat]:[ROH] ^a	Solvent (conc.) ^b	T (°C)	Time (h)	Conv. (%)	TOF (h ⁻¹)	CL (mol%) ^c	L _{LA} /L _{CL}	r _{LA} /r _{CL}	Copolymer as claimed by the authors	M _n (exp) (g mol ⁻¹)	D (M _w /M _n)	Transesterification (¹³ C NMR)	T _g (°C)	Ref.
1A	33:33:1:0 (rac-LA)	Toluene (0.67 M)	70	11	95/86	5.5	47	2.0/1.9	2.6/1.0	Gradient	11 400	1.10	n/a	n/a	22
1B	50:50:1:0 (rac-LA)	Toluene (0.67 M)	90	10	95/97	9.6	51	1.9/1.8	0.73/1.0	Random (alternating tendency)	21 600	1.08	No	-16	
2A	100:100:1:1 (i-LA)	Toluene (5 M)	110	4	94/87	45.2	48	n/a	n/a	Random	23 500	1.06	n/a	n/a	23
	100:100:1:1 (rac-LA)	Toluene (5 M)		5	81/74	31.0	48				25 100	1.04			
2B	100:100:1:0 (i-LA)	Toluene (5 M)	32	86/83	5.3	49		1.91/1.93	1.17/0.80	Purely random	22 400	1.04	No	-9.5	
2B	100:100:1:0 (i-LA)	Mesitylene (5 M)	180	1.25	81/86	133.6	51	n/a	n/a	Random	24 400	1.09	n/a	n/a	
2C	100:100:1:0 (i-LA)	Toluene (5 M)	110	16	85/85	10.6	50	n/a	n/a	Random	25 600	1.05	n/a	n/a	
2D	100:100:1:1 (i-LA)	Toluene (5 M)	110	33	93/87	5.5	49	n/a	n/a	Random	25 700	1.05	n/a	n/a	
3A	100:100:1:0 (i-LA)	Toluene (5 M)	110	5	82/41	24.6	33	4.51/1.90	n/a	Gradient	31 800	1.14	No	+12.6	
3B	100:100:1:0 (i-LA)	Toluene (5 M)	110	5	69/24	18.6	26	n/a	n/a	Gradient	43 300	1.22	n/a	n/a	
3B	100:100:1:1 (i-LA)	Mesitylene (5 M)	180	0.25	98/88	744	47	n/a	n/a	Gradient	37 200	1.64	n/a	n/a	
3B	100:100:1:0 (rac-LA)	Toluene (5 M)	110	6.7	85/34	17.8	29	n/a	n/a	Gradient	38 000	1.27	n/a	n/a	
3C	100:100:1:1 (i-LA)	Toluene (5 M)	110	5	74/29	20.6	28	n/a	n/a	Gradient	38 500	1.22	n/a	n/a	
4	50:50:1:0 (rac-LA)	Toluene (0.5 M)	90	—	—	—	51	2.2/2.1	n/a	Gradient	19 400	1.66	No	n/a	25
5A	800:400:1:0 (i-LA)	THF (3.75 M)	80	80	n/a	n/a	n/a	n/a	4.6/3.1	Statistical	80 800	1.15	No	n/a	26
5B	1000:500:1:0 (i-LA)	THF (3 M)	80	16	n/a	n/a	n/a	n/a	112/7.2	Gradient/block	142 000	1.15	No	n/a	
6A	50:50:1:0 (i-LA)	Toluene (1 M)	80	48	81/96	1.8	57	1.9/2.5	0.85/2.95	Random	8000	1.09	No ^d	-17	27
6B	96:96:1:1 (rac-LA)	Toluene (0.96 M)	70	96	52 ^e	1.7	59	1.9/2.2	n/a	Random	8400	1.09	No	-21	
7	96:96:1:1 (i-LA)	Toluene (0.96 M)	70	96	52 ^e	1.0	38	3.7/1.5	5.7-9.8/	Random	37 200	1.20	No	-18; 10	28
8	100:100:1:1 (rac-LA)	Toluene (0.8 M)	110	4	95/96	1.1	40	1.5/6.5	1.0-1.6	Random	43 100	1.24	No	+10	29
9	100:100:1:1 (rac-LA)	Toluene (0.8 M)	110	4	95/96	47.8	50	1.9/2.0	1.09/1.05	Random	22 000	1.09	No	-13	
10	100:100:1:4 (i-LA)	Toluene (0.5 M)	70	2	95/97	96.0	51	2.0/2.0	n/a	Random	25 000	1.19	n/a	n/a	30
11	200:200:1:4 (i-LA)	Toluene (0.5 M)	70	24	97/26	5.1	21	9.8/1.2	n/a	Gradient	10 800	1.40	No	+25.1	
12	100:100:1:4 (i-LA)	Toluene (0.5 M)	70	24	70/24	7.8	25	7.2/1.2	n/a	Gradient	11 200	1.10	No	+18.2	
	200:200:1:4 (i-LA)	Toluene (0.5 M)	70	24	91/67	6.6	42	2.6/1.4	2.91/0.99	Tendentially random	10 100	1.21	No	-3.4	
13A	200:200:1:16 (i-LA)	Toluene (1 M)	70	60	96/79	14.6	45	n/a	n/a	Random	2900	1.25	n/a	-13.6	
13B	200:200:1:16 (rac-LA)	Toluene (2 M)	70	60	90/73	13.6	45	n/a	n/a	Random	2700	1.19	n/a	-26.8	
13C	200:200:1:4 (i-LA)	Toluene (2 M)	70	60	98/29	4.2	23	n/a	n/a	Gradient	9600	1.23	Medium	-21.8	32
14A	200:200:1:1 (i-LA)	Toluene (1 M)	90	95	94/66	2.1	41	3.2	35	Random	13 100	1.20	No	-2.4	
14A	200:200:1:1 (rac-LA)	Toluene (1 M)	90	95	98/53	3.2	35	3.2/2.8	n/a	Random	11 000	1.12	n/a	n/a	33
14B	200:200:1:1 (i-LA)	Toluene (0.9 M)	70	72	87/82	4.7	55	2.5/2.0	1.17/1.36	Random	49 000	1.31	No ^d	-5.5	
15	100:100:1:0 (i-LA)	Toluene (0.9 M)	70	72	83/74	4.4	53	4.9/1.9	n/a	Random	27 000	1.13	No	-3.8	
16	100:100:1:0 (i-LA)	Toluene (0.715 M)	100	24	54/43	1.6	37	9.8/1.1	2.8/2.24	Random	17 000	1.07	No ^d	-11	
17	700:700:1:2 (i-LA)	Toluene (33.6 M)	110	2	66/20	3.6	13.5	10.0/1.1	n/a	Random	50 300	1.68	No	+36	34
18A	50:50:1:0 (i-LA)	Toluene (0.4 M)	90	144	84/19	4.3	20	n/a	n/a	Random	18 500	1.39	No	n/a	35
18B	100:100:1:2 (i-LA)	Toluene (0.4 M)	110	2	100/99	700	46	n/a	n/a	Random	58 000	2.06	No ^d	+4.0	37
19A	100:100:1:2 (i-LA)	Mesitylene (9 M)	110	20	89/87	0.6	46	2.5/2.2	1.37/1.15	Random	13 400	1.31	No ^f	+8.0 ^e	38
19B	100:100:1:2 (i-LA)	Mesitylene (9 M)	110	20	18/22	0.4	50	2.3/2.0	1.05/0.92	Random	3100	1.19	No ^d	n/a	39
19C	100:100:1:2 (i-LA)	Mesitylene (9 M)	110	20	96 ^h	9.6	50	1.58/1.81	0.91/0.93	Random	12 800	1.74	No	-19.5	
19D	173:173:1:0 (rac-LA)	Toluene (0.87 M)	70	24	91 ^h	9.2	50	1.66/1.75	1.07/1.02	Random	11 900	1.43	Little	-30	
					92 ^h	6.1	50	1.63/1.75	0.97/0.96		13 100	1.44		-17	
					57 ^e	8.2	34	1.67/1.73	0.95/0.85	Random	9900	1.29		-26	
								3.0/1.8	n/a	blocky	10 700	1.50	Medium	n/a	40

Table 1 (Contd.)

Cat.	[LA]:[CL]:[Cat]:[ROH] ^a	Solvent (conc.) ^b	T (°C)	Time (h)	Conv. (%)	TOF (h ⁻¹)	CL (mol%) ^c	L_{LA}/L_{CL}	r_{LA}/r_{CL}	Copolymer as claimed by the authors	$M_n^{(exp)}$ (g mol ⁻¹)	\bar{D} (M_w/M_n)	Transesterification (¹³ C NMR)	T_g (°C)	Ref.
21A	100:100:1:0 (i-LA)	Toluene (1.04 M)	100	8	99/64	20.4	42	2.9/1.7	n/a	Gradient	26 400	1.41	No	-2	41
21B				2	99/64	81.5	48	2.8/2.2			37 200	1.48	Little	+7	
21C				2	99/70	84.5	41	3.6/2.2			36 300	1.54		+4	
22	100:100:1:0 (i-LA)	Benzene (3.6 M)	90	96	80.4 ^e	1.7	46	n/a	14.4/0.36	Blocky randomised	5400	1.73	High	n/a	42
23	150:150:1:0 (i-LA)	THF (7.7 M)	60	6	51.9 ^e	25.9	7.7	n/a	n/a	n/a	8300	1.87	Yes ^d	n/a	43
24A	100:100:1:0 (i-LA)	Toluene (2 M)	70	5	98/8	21.2	8	14.2/1.2	n/a	Random	10 500	1.26	No	52	45
	100:100:1:5 (i-LA)		24	24	99/47	6.1	32	2.1/1.0		Random	5000	1.25	Little	-25; 15	
24B	100:100:1:0 (i-LA)		5	5	98/39	27.4	29	3.0/1.2		Random	12 100	1.49	Little	58	
	100:100:1:5 (i-LA)		24	24	90/81	7.1	47	1.8/1.6		Alternating tendency	6800	1.30	Yes	-20	
24C	100:100:1:0 (i-LA)		5	5	99/26	25.0	20	5.9/1.5		Random	17 200	1.60	Little	41	
	100:100:1:5 (i-LA)		24	24	89/81	7.1	48	1.4/1.1		Alternating tendency	5500	1.47	Yes	n/a	
24D	100:100:1:0 (i-LA)		5	5	99/28	25.4	22	3.9/1.1		Random	12 200	1.38	Little	10	
	100:100:1:5 (i-LA)		24	24	99/69	7.0	41	1.6/1.1		Alternating tendency	6700	1.29	Yes	-6	
25	100:100:1:0 (rac-LA)	Toluene (1.34 M)	75	4	39 ^h	19.5	6	85/15 ^j	n/a	Random/gradient	17 100	1.81	Little-medium	n/a	47
	100:100:1:1 (rac-LA)			51 ^h	25.5	13		90/10 ^j			8600	1.92			
	100:100:1:3 (rac-LA)			55 ^h	27.5	19		91/9 ^j			5400	1.60			
	100:100:1:3 ⁱ (rac-LA)			49 ^h	24.5	5		93/7 ^j			4200	1.16			
26A	100:100:1:1 (rac-LA)	Toluene (0.8 M)	110	6	92/94	31	51	1.9/2.0	2.68/0.29	Gradient	18 400	1.27	Little	n/a	29
26B			1	94/81	175	46		2.4/1.8	2.13/0.43	Gradient	10 600	1.06	No	n/a	
26C			12	93/95	15.7	51		2.2/1.8	2.29/0.56	Gradient	14 300	1.12	No	n/a	
27	50:50:1:3 (i-LA)	Toluene (1.0 M)	80	2	100/100	50	50	n/a	n/a	Gradient	9000	1.19	n/a	n/a	48
28	50:50:1:0 (rac-LA)	Toluene (n/a)	90	22	97/19	5.3	n/a	n/a	n/a	Block-type	n/a	n/a	n/a	n/a	49
29	138:263:1:0 (rac-LA)	Toluene (0.8 M)	70	0.5	89 ^e	n/a	15	n/a	n/a	Gradient	27 500	1.52	Yes	n/a	51
			3.5	82 ^e		58					28 500	1.38		-3.3	
30	50:50:1:0 (i-LA) ^k	THF (0.5 M)	60	12	61.3 ^{e,k}	5.1	6.2 ^k	n/a	n/a	n/a	11 900	1.3	n/a	n/a	53
31	150:150:1:0 (rac-LA)	CH ₂ Cl ₂ (0.6 M)	25	1.7	100/46	129	n/a	n/a	n/a	Block	23 500	1.59	Yes	n/a	54
	150:150:1:0 (rac-LA) ^j		25	1.7	100/70 ^j	150	n/a	n/a	n/a	Block	40 500	1.58	Yes	n/a	
32A	150:150:1:0 (rac-LA)	Toluene (8.6 M)	80	24	n/a	n/a	n/a	n/a	n/a	Block	31 300	1.61	n/a	Not observed	55
32B	150:150:1:0 (rac-LA) ^j		80	24	n/a	n/a	n/a	n/a	n/a	Block	n/a	n/a	n/a		
33	111:108:1:0 (i-LA) ^j	Toluene (6.6 M)	50	2	99/72 ^j	93.8	47 ^j	45% ^m	n/a	Gradient	24 200	1.27	Yes ^d	24.1	56
	74:74:1:0 (i-LA) ^j	Toluene (4.4 M)			99/79 ^j	65.9	45 ^j	40% ^m	n/a	Gradient	20 100	1.24	Yes ^d	22.8	
	88:88:1:0 (rac-LA) ^j	Toluene (5.3 M)			99/66 ^j	72.6	37 ^j	35% ^m	n/a	Gradient	28 000	1.20	Yes ^d	24.8	
34	45:41:1:0 (i-LA) ^j	Toluene (5.0 M)	70	144	51/43 ^j	0.3	40 ^j	56% ^m	n/a	n/a	9900	1.05	n/a	n/a	
35	50:50:1:1 (i-LA) ^j	Toluene (n/a)	100	24	100/100 ^j	4.2	53 ^j	n/a	n/a	Random	n/a	1.95	n/a	31.0	57

^a For the sake of better comparison between all catalysts, only the equivalent monomer feeds are considered, when available. ^b Total monomer concentration in mol L⁻¹. ^c Caprolactone units inserted in the copolymer. ^d As claimed by the authors. ^e Total polymer yield. ^f ¹³C NMR of the copolymer synthesised after 24 h reaction. ^g DSC of the copolymer synthesised after 48 h reaction. ^h Total monomer conversion. ⁱ In addition of B(C₆F₅)₃. ^j LA-CL/CL-CL% dyads as measured by ¹H NMR. ^k Copolymerisation with δ -valerolactone, valerolactone units inserted in the copolymer. ^l Copolymerisation with *rac*- β -butyrolactone, butyrolactone units inserted in the copolymer. ^m Hetero-sequences in mol%. n/a = not available.

the microstructure was maintained at very high temperatures, up to 180 °C, with minor broadening of the dispersity. Catalyst **2C** displayed higher activity than **2B** at 110 °C, along with a similar control over the microstructure of the copolymer. The presence of a cumyl substituent in **2D** was found to be detrimental to the control of the copolymerisation: the incorporation of LA was slightly favoured. The phenoxyimine dinuclear complexes **3A–C** turned out to be amongst the most active Al catalysts for *l*- or *rac*-LA/ ϵ -CL ROP. These metal-based complexes displayed high thermal stability and efficiency even at 180 °C. However, they afforded gradient copolymers since the reduced steric hindrance surrounding the Al centre resulted in higher polymerisation activity toward *l*-LA.

In a recent study, Pang and coworkers have used bimetallic salen-type complexes of aluminium for the ROP of cyclic esters, and, among them, one complex (**4**) was subjected to the ROP of *rac*-LA with ϵ -CL. At 90 °C in toluene, LA/CL content could be adjusted by controlling the feed ratio, since the monomer conversions were complete within the time of the reaction.²⁵ Average sequence lengths of 2.2 (L_{LA}) and 2.1 (L_{CL}) were thus obtained in the case of a 50:50 monomer feed ratio. However, kinetic studies showed that *rac*-LA was preferentially polymerised during the early stage, and ¹H NMR confirmed the formation of a gradient (tapered) copolymer.

The composition of the resulting copolymer can be influenced by the stereochemistry of the coordinating ligands as shown by Duda and coworkers, with salen-type complexes **5**.²⁶ The two initiating systems, **5A** and **5B** (resulting from the *in situ* reaction of the enantiopure *R* or *S* ligand with Al(OⁱPr)₃, respectively), were applied in the copolymerisation of LA and ϵ -CL. It was determined that by shifting the configuration of the initiator, the reactivity ratios of *l*-LA and ϵ -CL could be manipulated. Thus, for **5A**, the reactivity ratios were $r_{LA} = 4.6$ and $r_{CL} = 3.1$, whereas for **5B**, they were $r_{LA} = 112$ and $r_{CL} = 3.1$. The microstructures determined for the copolymers were statistical and gradient for *R* (**5A**) and *S* (**5B**) configurations, respectively.

The aluminium complexes **6** bearing non-chiral salen-type ligands synthesised in the work of Lamberti and coworkers were shown to be active for the statistical copolymerisation of *l*-LA with ϵ -CL.²⁷ In the case of **6A**, contrary to typical copolymerisation behaviour, the initiator showed a slight preference to the incorporation of the ϵ -CL monomer rather than the *l*-LA monomer. For both complexes, when the monomer feed ratio of *l*-LA and ϵ -CL was equimolar, the mole ratio of ϵ -CL was greater than that of the lactide in the copolymer, resulting in the ratio of CL to LA to be around 60:40. The average sequence lengths were $L_{LA} = 1.9$ and $L_{CL} = 2.5$, and $L_{LA} = 1.9$ and $L_{CL} = 2.2$ for **6A** and **6B**, respectively.

The phenoxyimine mononuclear aluminium complex **7** was reported by Pappalardo *et al.* to produce copolymers of ϵ -CL with LA having a high trend of random character.²⁸ Separate copolymerisations were performed using the lactide monomers *l*- and *rac*-LA. The syntheses were conducted in the presence of 1 equiv. methanol, and produced narrow molecular weight distributions of values between 1.06 and 1.24, with low

activity (TOF = 1.0–1.1 h^{−1}). The quantity of ϵ -CL incorporated into the copolymer increased as the feed ratio of ϵ -CL was increased, with up to 38% (*rac*-LA) and 40% (*l*-LA) present in the copolymer chain. Each copolymer contained statistical sequences, with the percentage of hetero-dyads being greater than 50% for all copolymers. Reactivity ratios were estimated by ¹H NMR showing that r_{LA} was higher than r_{CL} . Moreover, no transesterification occurred, as observed from most of the ¹³C NMR spectra, and high molecular weights were reached for all copolymers.

The phenoxyimine Al complex **8** bearing bulky benzyl substituents allowed the controlled random copolymerisation of *rac*-LA and ϵ -CL in toluene at 110 °C in a living manner.²⁹ This complex was prepared following the strategy of Nomura to achieve efficient LA/ ϵ -CL copolymerisation catalysts, *i.e.* by introducing bulky groups on the *ortho*-position of the phenolate rings. Copolymers produced by **8**:BnOH were ideal random, due to equal reactivity ratios r_{LA} and r_{CL} (1.09 and 1.05, respectively). Moreover, the absence of transesterification was corroborated with the narrow dispersity observed ($D = 1.09$). In contrast, the phenoxyimine complexes **26** (see further, Chart 3) that bear less bulky ligands than **8** gave gradient copolymers. Preliminary results reported by the same group revealed that the β -ketiminato Al-based complex **9**, which also bears bulky substituents, had the same behaviour of simultaneously copolymerising *rac*-LA and ϵ -CL at both low and high conversion, thus affording random copolymers.²⁹

The first *immortal* copolymerisation of ϵ -CL and *l*-LA was conducted by Li, Cui and coworkers through the use of the phenoxyimine dinuclear complex **10**.³⁰ For living polymerisation, each molecule of the initiator affords the growth of a single polymer chain, whereas *immortal* polymerisation involves a metal-based complex in the presence of a large excess of a CTA, which acts as a catalyst and transfer agent, respectively. In this manner, the *immortal* process allows the growth of several polymer chains per catalyst molecule.³¹ The multinuclear aluminium complexes **10**, **11** and **12** were prepared by reacting AlMe₃ with phenoxyimine (**10**)- and phenoxyamine (**11**, **12**)-type ligands.³⁰ All three complexes successfully initiated the copolymerisation of *l*-LA with ϵ -CL in the presence of 4 equiv. ⁱPrOH; however, complexes **11** and **12** failed to incorporate ϵ -CL in a randomised manner, as indicated by the average lengths of their lactidyl and caproyl units: $L_{LA} = 7.2$, $L_{CL} = 1.2$ and $L_{LA} = 9.8$ and $L_{CL} = 1.2$, respectively. In contrast, complex **10** was able to statistically copolymerise *l*-LA and ϵ -CL (with a feed ratio of $[l\text{-LA}]:[\epsilon\text{-CL}]:[\mathbf{10}]:[{}^i\text{PrOH}] = 100:100:1:4$) with the resulting copolymer containing a *quasi*-equal composition of both comonomers (CL/LA = 42/58) with average sequence lengths of $L_{LA} = 2.6$ and $L_{CL} = 1.4$. Moreover, the immortal capability of the catalytic system was also explored in the presence of ⁱPrOH (from 4 to 16 equiv.) with $[l\text{-LA}]:[\epsilon\text{-CL}]:[\mathbf{10}] = 200:200:1$, which saw an improvement from LA/CL = 61/39 (4 equiv. ⁱPrOH) to LA/CL = 55/45. Copolymerisations were also run with 24 and 48 equiv. ⁱPrOH with $[l\text{-LA}]:[\epsilon\text{-CL}]:[\mathbf{10}] = 400:400:1$ and 800:800:1 feed

ratios, respectively. The obtained copolymers had narrower molecular weight distributions; however, the level of ϵ -CL incorporated into the copolymer was slightly reduced compared to that with 16 equiv. $^i\text{PrOH}$. Another effect of the *immortal* polymerisation conditions was the increased rate of the copolymerisation reaction ($\text{TOF} = 14.6 \text{ h}^{-1}$ in the presence of 16 equiv. $^i\text{PrOH}$, and up to 30 h^{-1} when $[\text{L-LA}]:[\epsilon\text{-CL}]:[\mathbf{10}]:[^i\text{PrOH}]$ is 800:800:1:48). The results were similar when *rac*-LA was used instead of L-LA.

Dinuclear phenoxyamine Al complexes **13A–C** were assessed by Ma for the copolymerisation of L-LA with ϵ -CL in the presence of 4 equiv. alcohol in a toluene solution.³² A gradient copolymer was obtained with **13A** comprising 23% CL inserted. The introduction of bulky groups (*tert*-butyl, **13B** and cumyl, **13C**) to the phenyl moieties of the ligand backbone was beneficial to CL incorporation: gradient (tapered) PLA-*co*-CL copolymers having 41% (**13B**) and 35% (**13C**) of incorporated CL could be prepared. Nonetheless, the nature of the alcohol, namely $^i\text{PrOH}$, BnOH or $^t\text{BuOH}$, had poor influence on the process. Working in melt at elevated temperatures (110 and 140 °C) allowed the formation of copolymers with *ca.* 50% of CL units. The absence of transesterification was evidenced by ^{13}C NMR for the reactions conducted with **13B** in solution as well as in the melt (110 °C). Both the bulkiness of the ligand and the quantity of alcohol were found to be beneficial to CL insertion and to reduce undesired transesterification reactions.

The controlled copolymerisation of L- or *rac*-LA and ϵ -CL has also been achieved with non-salen-type aluminium complexes. In the work of Pellecchia and coworkers, the monomethylaluminium complexes bearing a pyrrolylpyridylamido ligand (**14A** and **14B**) were assessed over 3–5 days in the presence of $^i\text{PrOH}$ with equimolar ratios of the two monomers.³³ It was found that between both complexes, only complex **14A** promoted the *quasi*-random copolymerisation of *rac*-LA and ϵ -CL, producing copolymers with average sequence lengths equal to $L_{\text{LA}} = 2.5$ and $L_{\text{CL}} = 2.0$. Additionally, the reactivity ratios were calculated, giving $r_{\text{LA}} = 1.17$ and $r_{\text{CL}} = 1.36$, which confirmed the control of the process.

The five-coordinated aluminium complex **15** supported by a chiral acetamidate heteroscorpionate ligand was prepared by Otero, Lara-Sánchez *et al.*³⁴ The copolymerisation of L-LA with ϵ -CL was evaluated with the enantiopure complex in toluene at 110 °C and produced copolymers with M_w/M_n values of 1.38, 1.68 and 1.97, depending on the feed ratio. By increasing the $[\epsilon\text{-CL}]:[\text{LA}]$ feed ratio, the percentage of CL in the copolymer rose; however, the overall incorporation of the ϵ -CL comonomer was low compared to that of the lactide comonomer, with typically 13.5% CL motifs inserted starting from a 100:100 ratio whilst reaching 19.5% CL in the case of a 200:100 feed ratio. The conversion of LA was substantially higher than the ϵ -CL conversion, confirmed by the average sequence lengths of monomer units, with L_{LA} values from 18.5 to 6.4 and the values of L_{CL} ranging from 1.0 to 1.9. Evidence for the absence of transesterification was shown through ^{13}C NMR analysis of the copolymers.

Recently, the amidinate binuclear complex **16** has been successfully assessed for L-LA and ϵ -CL statistical copolymerisation.³⁵ For equal feed ratios of the comonomers, PLA containing 20% CL was obtained from toluene solution. The average percentage of LA-CL hetero-dyads was found to be higher than 50%, which indicates a statistical repartition of CL into the PLA backbone. This process was exempt from transesterification as confirmed by ^{13}C NMR.

Alternative metal-based catalysts

The development of less toxic, biocompatible metal-based catalysts suitable for the production of polymers with intended applications in biomedical fields would be a desirable improvement from the current ROCoP processes, which primarily involve $\text{Sn}(\text{Oct})_2$ and Al initiators.³⁶ These catalysts are displayed in Chart 2 and the ROCoP data are compiled in Table 1.

The degradation properties of statistical copolymers with different comonomer ratios prepared with the catalyst (^iPr)-PPP-Zn-N(SiHMe_2)₂ (**17**, PPP = bis(2-diphenylphosphinophenyl)phosphide, Chart 2) were investigated by Dalmoro *et al.*³⁷ The pincer-type zinc catalyst effectively performed the statistical copolymerisation between L-LA and ϵ -CL, with a high percent conversion of both monomers, under experimental conditions close to melt polymerisation ($[\text{monomer}] = 33.6 \text{ M}$, $T = 110 \text{ °C}$). Moreover, the overall compositions of the copolymer chains corresponded to the initial $[\text{L-LA}]:[\epsilon\text{-CL}]$ feed ratios. However, the synthesis process was not fully controlled, as M_n values were lower than theoretically expected with dispersity values ranging from 1.46–2.06. A full degradation study of these materials concluded that they can be used to design and realise systems with a drug release profile.^{37b}

Chiral dinuclear zinc complexes bearing NNO-scorpionate ligands were synthesised in the work of Honrado *et al.* and evaluated for the copolymerisation of L-LA with ϵ -CL.³⁸ It was found that **18A** and **18B** complexes promoted the synthesis of

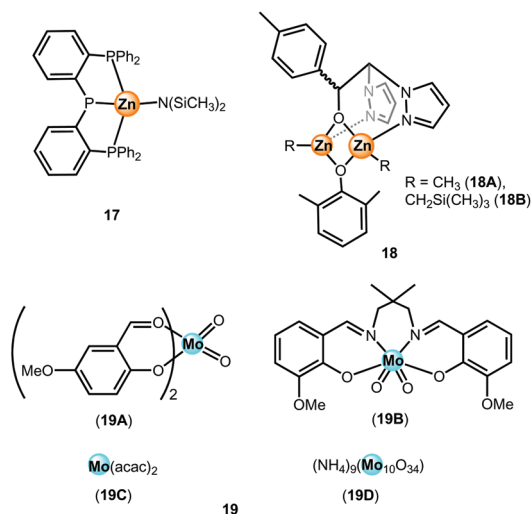


Chart 2 Alternative metal-based catalysts for controlled statistical ROCoP.

quasi-random copolymers with reactivity ratios $r_{LA} = 1.37$, $r_{CL} = 1.15$, and $r_{LA} = 1.05$, $r_{CL} = 0.92$, respectively. For reactions involving equimolar feed ratios, the percentage of ϵ -CL incorporated into the copolymer was *ca.* 50%. No transesterification occurred, as shown by the ^{13}C NMR spectrum of the copolymer prepared by complex **18A**, which was confirmed by the narrow molecular weight distributions ($\bar{D} = 1.23$ – 1.31). However, these initiators displayed very low activity with $\text{TOF} < 1 \text{ h}^{-1}$.

Dioxomolybdenum complexes **19** were synthesised by Maruta and coworkers for the statistical copolymerisation of *L*-LA and ϵ -CL.³⁹ Each molybdenum catalyst performed a copolymerisation with the monomers at an equimolar ratio in the presence of cyclododecanol. Both comonomers, lactide and ϵ -caprolactone, were equally incorporated into the copolymer chain producing a unit ratio of $\text{LA/CL} = 50/50$. The reactivity ratio were close to that for a true random copolymer ($r_{LA} = r_{CL} = 1$),¹⁸ ranging between $r_{LA} = 0.91$ – 1.07 and $r_{CL} = 0.85$ – 1.02 for all Mo complexes. Homopolymerisation of *L*-LA was found to proceed very slowly with complex **19A** and faster copolymerisation reaction rates were observed at higher ϵ -CL amounts in the feed, which may explain the ability of complexes **19** to insert high amounts of ϵ -CL in the copolymer. On the basis of ϵ -CL homopolymerisation studies, the **19**/cyclododecanol catalytic systems are operating *via* an activated monomer mechanism, which may likely be also the case in the frame of *L*-LA and ϵ -CL copolymerisation.³⁹

Attempted controlled statistical copolymerisation of lactide with ϵ -caprolactone

In this section, the catalytic systems considered are the ones that, despite targeting a random distribution, achieved copolymers with either a different composition or a statistical character but transesterification reactions are noted. Catalysts based on various electrophilic metals, also including aluminium, are described (Chart 3) and data are displayed in Table 1.

The titanium isopropoxide complex **20** supported by a diastereomeric aminodiols ligand was prepared by Peruch and coworkers to catalyse the copolymerisation of *rac*-LA and ϵ -CL in diluted toluene at 70°C .⁴⁰ The catalyst successfully produced copolymers of statistical distribution; however, transesterification reactions contributed somewhat to the random character. These copolymers can thus be described as statistical copolymers with a block character, due to their long sequence lengths of the LA units. With *L*-LA instead of *rac*-LA, the same microstructure was observed, but no transesterification was detected, as this side reaction process is known to be less prominent in this case.⁴⁰ It is worth noting that the CL % in the copolymer was significantly lower and the transesterification higher when the copolymerisation was carried out in bulk at 130°C .

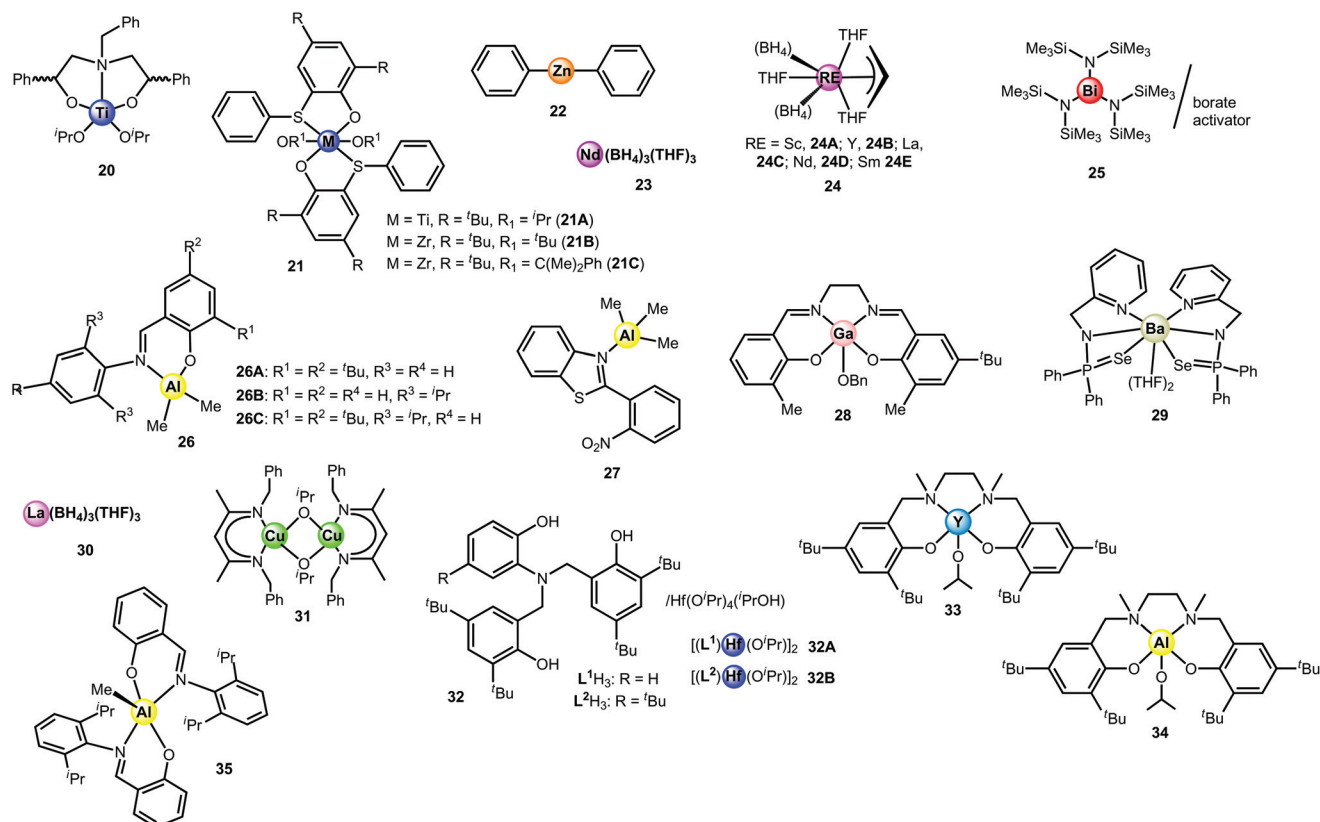


Chart 3 Alternative metal-catalysts for attempted statistical ROCoP.

Milione and coworkers performed the copolymerisation of L-LA and ϵ -CL with a series of catalysts comprising group 4 metals (complexes **21A–C**).⁴¹ For the copolymers synthesised from a molar ratio of 50 : 50 for L-LA and ϵ -CL, the titanium and zirconium complexes **21A**, **21B** and **21C** produced copolymers with a LA/CL composition of 58/42, 52/48 and 59/41, respectively, with quite high activity (TOF up to 84.5 h⁻¹) when compared to Al-based co-catalysts (see Table 1). Transesterification side reactions were observed by ¹³C NMR only for the copolymers of zirconium catalysts **21B** and **21C**. For the complex **21C**, it was thought that the cumyl group may be able to rebalance the reactivity ratios due the increased steric bulk surrounding the metal. Subsequently, the lactide block lengths were slightly shorter than those obtained with **21B**. Initial analysis of the 50/50 copolymers achieved by **21A** and **21B** indicated a statistical distribution within the polymer chain; however, further analysis suggested that the distribution could be gradient.

In the work of Contreras, a diphenylzinc initiator **22** was used to perform the copolymerisation of L-LA and ϵ -CL in the solvent benzene.⁴² The obtained copolymers were of a block distribution which could become more evenly distributed through transesterification reactions. The zinc initiator was also suggested to catalyse transesterification reactions, as evidenced by the increased randomisation with increased concentration of the initiator. The distribution of the monomers was confirmed by their reactivity ratios where $r_{LA} = 14.4$, $r_{CL} = 0.36$, showing a high activity toward L-lactide compared to ϵ -caprolactone.

The statistical copolymerisation of L-LA and ϵ -CL was attempted by Nakayama *et al.* with the non-sterically hindered neodymium trisborohydride **23**.⁴³ Despite the catalyst being active toward both ϵ -CL and L-LA in their homopolymerisation,⁴⁴ in their copolymerisation the obtained copolymers were primarily composed of lactide. The initial molar feed ratio of both monomers was 50 : 50, yet the molar percentage of ϵ -CL incorporated was only between 2.0 and 7.7%.

A series of mixed allylborohydride rare earth complexes **24** (RE = Sc, Y, La, Nd, Sm) were used as catalysts for the statistical copolymerisation of L-LA with ϵ -CL in toluene at 70 °C.⁴⁵ Along the series and starting from an equimolar feed ratio of the two comonomers, the yttrium complex **24B** was the most efficient in the absence of a CTA to insert CL in PLA (up to 28.2%). The randomness factor was around 1 (0.77–1.16) and L_{CL} was between 1.1 and 1.5, which indicates homogeneous dispersion of CL motifs into the PLA backbone. When the reactions were carried out in the presence of 5 equiv. BnOH as a CTA, the percentage of CL inserted was largely improved, being over 40% for three complexes: **24B** (Y, 47.3%), **24C** (La, 47.5%) and **24D** (Nd, 40.8%). Dyads of LA–CL type were the major sequences found and the *R* factor was close to or exceeding the value of 1.5,⁴⁶ thus establishing a net tendency to an alternating copolymer. However, a little to a non-negligible amount of transesterification was noted in almost all experiments of copolymerisation.

The only study of *rac*-LA/ ϵ -CL copolymerisation with a bismuth catalyst under mild conditions was realised with

Bi[N(SiMe₃)₂]₃ (**25**).⁴⁷ Reactions were performed in the presence of the CTA BnOH, the borate co-reagent [HNMe₂Ph][B(C₆F₅)₄], or both, to investigate their ability to improve the CL content in the copolymer. This was notable when the quantity of BnOH was increased from 0 to 3 equiv. resulting in an increase of 6% to 19%. Changing the monomers' ratio ([L-LA] : [ϵ -CL] = 50 : 150, 3 equiv. BnOH) increased the ϵ -CL incorporation significantly with 47% CL, although the number of CL–CL sequences also increased. The addition of [HNMe₂Ph][B(C₆F₅)₄] in the polymerisation mixture was not beneficial to increase the CL % but narrower dispersities were noted.

Copolymerisations of *rac*-LA and ϵ -CL were carried out with phenoxyimine complexes of aluminium **26A–26C** in toluene at 110 °C, bearing less bulky ligands than the parent compound **8** mentioned previously.²⁹ It was found that the *rac*-LA monomer was more readily converted than ϵ -CL. The values of the reactivity ratios were calculated accordingly, for **26A–26C**, which were found to be in the range of $r_{LA} = 2.13$ –2.68 and $r_{CL} = 0.29$ –0.56. ¹³C NMR spectra indicated the production of gradient copolymers.

Benzothiazole-supported Al complex **27** was assessed for L-LA and ϵ -CL copolymerisation by the group of Chen.⁴⁸ At 80 °C in toluene, gradual consumption of L-LA compared to ϵ -CL was observed, resulting in the formation of a gradient copolymer. No mention was made of the precise microstructure of the copolymer nor of any occurrence of transesterification.

The catalytic activity of the mononuclear salen-supported gallium complex **28** was screened for the copolymerization of *rac*-LA and ϵ -CL ([*rac*-LA] : [ϵ -CL] : [**28**] = 100 : 100 : 1) at 90 °C in toluene by Dagonne, Fliedel and coworkers.⁴⁹ It was previously shown that the use of gallium species was highly relevant as this metal exhibits better biocompatibility, greater stability in polar/protic medium and, in some cases, higher activity for the ROP of LA compared to its aluminium counterparts.⁵⁰ In this case, complex **28** showed a greater preference to incorporate LA with respect to CL after 22 h reaction (97% conv. of *rac*-LA, 19% conv. of ϵ -CL), producing a block-type PLA–PCL copolymer.

Starting from a [*rac*-LA] : [ϵ -CL] = 34 : 66 mixture, the barium complex **29** supported by a 2-picolyaminodiphenylphosphane chalcogenide [Ph₂P(=Se)NHCH₂(C₅H₄N)] ligand⁵¹ was found capable of incorporating LA and CL in the ratio 85/15 during the first 30 min, indicating higher reactivity of LA compared to CL, while after a total reaction time of 3 h 30 min, this ratio had advanced to 42/58, accounting for further incorporation of ϵ -CL monomers. The ¹³C NMR studies of the copolymer samples indicated that gradient copolymers were formed. Moreover, randomization of microstructures through transesterification was also evidenced.

Finally, one recent example that also contradicts the generally observed rule that Al-based catalysts are the best for high ϵ -CL incorporation in lactide–lactone ROCoP is the [8-(2,6-Me-4-*H*-anilide)-5,6,7-trihydroquinolide]AlMe₂ complex. This catalyst was found to be poorly efficient (6.1% ϵ -CL conversion from a 100 : 100 feed) despite being very efficient in both homopolymerisations.⁵²

Attempted statistical copolymerisation of lactide with other lactones

Very few examples have been described regarding the metal-based ROCoP of lactide with lactones other than ϵ -CL under mild conditions; these complexes are depicted in Chart 3 and the ROCoP experimental data are shown in Table 1.

Nakayama *et al.* used the lanthanum tetrahydroborate complex **30** to perform the copolymerisation of L-lactide with δ -valerolactone (VL),⁵³ since that complex was found to be active for the homopolymerisation of both monomers. However, the unit incorporation of VL into PLA was limited to 6.2% after a 12 hour reaction at 60 °C in THF.

Schaper and Whitehorne observed that under statistical copolymerisation conditions (CH_2Cl_2 solution, 25 °C) of *rac*-LA with *rac*- β -butyrolactone (*rac*-BL) in the presence of the copper complex **31**, complete conversion of *rac*-LA was achieved before any incorporation of *rac*-BL. They obtained the same trend with ϵ -CL and *rac*-LA copolymerisation.⁵⁴ Moreover, a lower conversion of lactone (CL or BL) was noticed when compared to lactone homopolymerisations, even after complete conversion of the *rac*-LA monomer. This was explained, on the basis of NMR (^{13}C and ^1H) studies, by the occurrence of transesterification side reactions preferentially with the PLA sequences, which competes with the growing polylactone chain.

The monomers *rac*-BL and *rac*-lactide were tentatively copolymerised by the hafnium initiators **32A** and **32B** in the work of Davidson and coworkers.⁵⁵ A random copolymer was targeted because their rate of homopolymerisation was similar. However, it was determined from ^1H NMR kinetic monitoring that LA was polymerised first, and BL inserted much slower into an M-LA linkage than into an M-BL, hence a block copolymer was produced. In turn, block copolymers could be formed by sequential copolymerisation regardless of the order in which the monomers were added.

Pappalardo and coworkers were interested in modulating the properties of poly(hydroxybutyrate) by copolymerising *rac*-BL with lactide (L-, D- or *rac*-LA) by means of salen-based yttrium (**33**) and aluminium (**34**) catalysts.⁵⁶ In toluene at temperatures ranging between 20 and 70 °C, they observed that LA was preferentially incorporated into the copolymer with respect to *rac*-BL. On the other hand, the yttrium complex gave higher monomer conversions than that of the aluminium one, leading to higher *rac*-BL incorporation, while both catalysts allowed the preparation of polymers with narrow dispersity. In all cases with both catalysts, gradient copolymers were obtained.

Very recently, diphenoxymine five-coordinated aluminium complex **35** was briefly evaluated as an initiator for the ROCoP of *rac*-BL and L-LA in the presence of 1 equiv. BnOH ($[\textit{rac}\text{-LA}]:[\textit{rac}\text{-BL}]:[\textbf{35}]:[\text{BnOH}] = 50:50:1:1$).⁵⁷ ^1H and ^{13}C NMR analyses revealed the presence of the two monomer units in equal proportion in the resulting copolymer with the characteristic resonances of the LA-BL hetero-dyad. Furthermore, DSC and SEC analyses showed a single glass transition temperature

and a monomodal molecular weight distribution, respectively, which confirmed that both monomers are incorporated in the same macromolecular chain.

Although conducted using a N-heterocyclic carbene and not coordination catalysts, the recent study of Thomas and co-workers into the statistical copolymerisation of *rac*-BL with LA is worth mentioning herein.⁵⁸ After 5 h at 60 °C (monomer to catalyst ratio 100:100:1), the authors obtained a 79% *rac*-LA/66% *rac*-BL conversion in toluene, and a 45% L-LA/60% *rac*-BL conversion in the 1:1 THF/toluene mixture. No details were given regarding the microstructure of the copolymers. Sequential copolymerisation did not succeed in the formation of copolymers.

Mechanistic considerations

As stated previously, the homo-ROP of ϵ -CL displays a much higher reactivity (in some cases by several orders of magnitude) than that of lactide for most catalytic systems. To account for the reverse higher reactivity of LA vs. ϵ -CL in statistical ROCoP processes, one may consider the well-known higher coordination ability of the oxophilic metal centre to LA than to ϵ -CL, due to the two carbonyl groups of the former monomer.²² Moreover, chelation between the last inserted LA monomer unit of the growing PLA chain and the metal catalyst was also originally proposed by the group of Jerome,^{17c} and then evidenced by Lewiński *et al.*,⁵⁹ who isolated the first five-membered Al-O-lactate intermediate (chelate species) resulting from the primary insertion of a LA molecule into an aluminium-alkoxide bond, while this chelation could not be identified for CL. This stabilisation effect disfavors the insertion of ϵ -CL into a metal-PLA growing chain.⁶⁰ This was often confirmed experimentally, when the propagation of ϵ -CL was subsequently attempted – with a poor rate of success – to a PLA growing chain on a metal centre.⁶¹

The first efficient way to thwart the preferential coordination of LA vs. CL was proposed by Nomura, who assumed that the coordination capability of LA could be somewhat reduced by steric encumbrance of the methyl group on LA with bulky substituents on the ligand framework in the coordination sphere of the metal catalyst. This is particularly the case with Al-salen complex **1B**.²² In addition to the bulkiness of the salen ligand, the group of Ma used the rigidity of the biphenyl bridge to further reduce the reactivity of L-LA vs. ϵ -CL, and thus provided extra control toward the ROCoP process.²³ This dual strategy of bulkiness/rigidity of the ligands with respect to LA/CL ROCoP was pursued by Shi *et al.*, amongst other authors.^{29,33} By using the bulky-phenoxyimine and β -ketiminato aluminium complexes **8** and **9**, respectively, as catalysts, they were more able to control the random living copolymerisation of *rac*-LA and ϵ -CL. Furthermore, modifying the configuration of the active centre was shown by Duda and co-workers to be a way by which the reactivity ratio of ϵ -CL and enantiopure L-LA could be controlled, thus allowing the formation of a statistical copolymer.²⁶

In a recent and interesting DFT study conducted by Nanok *et al.* with a series of Al-salen complexes,⁶² it was computed for homo-ROP that the propagation rate was less favoured for LA than for ϵ -CL because of the interaction, through several intermolecular bonds, between the incoming monomer LA and the hydrophilic PLA growing chain (van der Waals complex). By contrast, such attractive interactions are not present for the PCL growing chain and the ϵ -CL monomer (and/or the metal centre) due to the hydrophobic nature of the PCL chain. This in turn reveals that the lower reactivity of the homo-ROP of LA *vs.* ϵ -CL is related to the higher stability of the van der Waals complex in the former case. Regarding statistical ROCoP *in silico*, the authors observed that LA exhibits a higher binding affinity to the propagating species, which severely impedes the access of the ϵ -CL monomer to the active site (regardless of the previous ring-opened comonomer). In other words, the only chance for an ϵ -CL monomer to be inserted is clearly connected to the coordination efficiency of LA to the metal active species, hence the bulkiness and the rigidity of ligands. Furthermore, in addition to the metal-monomer and metal-(PLA) growing chain (chelate species) interactions mentioned above, the authors of this theoretical study confirmed by their calculations that the attractive interactions between the growing PLA chain and the incoming monomer also induce the preference of LA to be inserted rather than ϵ -CL. A way to reduce the reactivity gap between the two monomers, caused by the presence of these two types of interactions with the growing polymer chain – chelate species and van der Waals complex – is then to increase the polymerisation temperature in order to weaken these interactions. Notably, this could be verified experimentally by the work of Cui and coworkers with catalyst **10**.³⁰ However, this strategy might not be suitable for all systems, as it may favour detrimental transesterification reaction.

Another way to minimize the gap between the reactivity ratios is to use a catalyst that is highly reactive toward the homo-ROP of ϵ -CL, with the aim of enabling a more favourable competition *vs.* LA when ROCoP is considered. For example, the allylbisborohydride complexes of rare-earths **24** have an exceptionally higher activity toward ϵ -CL (TOF up to 700 000 h⁻¹) than toward LA (TOF 1300 h⁻¹) in the homo-ROP.⁴⁵ This is most likely what enabled the achievement of LA/CL copolymers with high CL content and a variety of microstructures, from blocky to statistical and *quasi*-alternating, despite competition with LA and little steric hindrance in the coordination sphere of the large rare earth metal, which is surrounded by small BH₄, allyl and THF ligands.

The addition of an alcohol as a CTA (*i.e.* in excess) also appears as a rather efficient way to increase the rate of incorporation of the lower reactive comonomer (in this case ϵ -CL). Indeed, as already observed for statistical copolymerisation of non-polar monomers under Coordinative Chain-Transfer Polymerisation (CCTP),⁶³ the competition between both monomers and the CTA molecule will contribute to reducing the gap of reactivity between LA *vs.* ϵ -CL. This strategy was used with a good degree of success with aluminium,^{30,32} rare earths⁴⁵ and bismuth catalysts.⁴⁷

In terms of catalyst structure–reactivity relationships, Nanok *et al.* confirmed that electron-capacities and flexibility/rigidity of the ligand backbone in the salen-Al catalysts in their study played a significant role in the rate of the ROP processes involved in homopolymerisations: it is clear that electron-withdrawing groups will assist the incorporation (and hence the polymerisation) of LA and improve the activity of the catalyst toward LA polymerisation, which will in turn be detrimental to the production of truly random ϵ -CL/LA copolymers in ROCoP.^{32,62}

Conclusions

Although it is still difficult to prepare a truly random poly(lactide-*ran*-lactone), advances in the controlled statistical Ring-Opening coPolymerisation of lactide with a lactone have been significant in recent years, with many new catalytic systems being synthesised for this purpose. The syntheses of the above complexes were intended to improve the way in which the initiator controls the chain growth and its composition. The aluminium initiator system is one that has been featured heavily within the literature, where it predominantly bears salen ligands and its derivatives. However, there has also been interest toward metals of lower toxicity, such as zinc, where concrete results have been achieved. Moreover, progress is expected to come about with complexes of titanium, rare earths and bismuth, which seem to be on the way toward reaching a controlled ROCoP. It is hoped that these complexes may be the stepping stone toward copolymers that can expand the range of applications of PLA-based copolymers, keeping in mind that the lack of transesterification is an important factor to control the polymerisation, as this enables the production of a copolymer with well-defined structure and properties.

In most cases, the reduction of the reactivity gap in ROCoP was realised through reducing the coordination ability of lactide. The influence of the ligand type was then recognised, where, in most cases, it was suggested that a bulkier ligand resulted in rebalancing the reactivity ratios of both comonomers and enabling a better incorporation of the typically less reactive lactone. On the other hand, complexes offering very high reactivity toward ϵ -CL can be seen as an alternative to attain this goal; however, it is not yet a strategy that has been confirmed.

Undoubtedly, if there is still work to be done in the synthesis of PLA-based copolymers by ROCoP, it is in the search for more efficient catalysts, with development directed toward the use of metals other than aluminium. Another major progression will also be to focus on the generalisation of the ROCoP process in the presence of a CTA in excess, with the aim to attain a fully controlled statistical *immortal* ROCoP.

Finally, the controlled statistical ROCoP of lactide with lactones other than ϵ -CL is today very limited. Its extension – following the principles described in the present review with regards to the design of catalysts – to other comonomers such as epoxides or carbonates, those particularly issued from

natural resources, is highly desirable for the development of new biobased polymer materials with wide ranges of properties.

Conflicts of interest

There are no conflicts to declare.

Acknowledgements

The CNRS, the University of Lille and the ERASMUS Exchange Program (grant to E. S.) are greatly acknowledged for financial support.

Notes and references

- 1 <http://www.plasticseurope.org/use-of-plastics.aspx>.
- 2 (a) According to the 2017 BP Statistical Review of World Energy, global total reserve levels, by fossil fuel, are 1139 billion tonnes of coal (extraction would be exhausted in year 2169), 187 trillion cubic meters of natural gas (extraction would be exhausted in year 2068), and 1707 billion barrels of crude oil (extraction would be exhausted in year 2066). These data can be found at <https://www.bp.com/en/global/corporate/energy-economics/statistical-review-of-world-energy.html>; (b) W. Keim, CHAPTER 2: Fossil Feedstocks – What Comes After? in *Methanol: The Basic Chemical and Energy Feedstock of the Future*, ed. M. Bertau, et al., Springer-Verlag, Berlin Heidelberg, 2014.
- 3 (a) J. Jambeck, R. Geyer, C. Wilcox, T. Siegler, M. Perryman, A. Andrady, R. Narayan and K. Law, *Science*, 2015, **347**, 768; (b) S. Kubowicz and A. M. Booth, *Environ. Sci. Technol.*, 2017, **51**, 12058.
- 4 (a) M. Vert, I. D. Santos, S. Ponsart, N. Alauzet, J. L. Morgat and J. Coudane, *Polym. Int.*, 2002, **51**, 840; (b) R. A. Gross and B. Kalra, *Science*, 2002, **297**, 803; (c) S. Mecking, *Angew. Chem., Int. Ed.*, 2004, **43**, 1078; (d) L. Nair and C. Laurencin, *Prog. Polym. Sci.*, 2007, **32**, 762; (e) V. Siracusa, P. Rocculi, S. Romani and M. Rosa, *Trends Food Sci. Technol.*, 2008, **19**, 634; (f) A. Gandini, *Macromolecules*, 2008, **41**, 9491; (g) I. Vroman and L. Tighzert, *Materials*, 2009, **2**, 307; (h) G. E. Luckachan and C. K. S. Pillai, *J. Polym. Environ.*, 2011, **19**, 637; (i) N. Berezina and S. M. Martelli, CHAPTER 1: Bio-based Polymers and Materials, in *Renewable Resources for Biorefineries*, from Book Series, RSC Green Chemistry, 2014, eISBN: 978-1-78262-018-1; (j) M. A. Hillmyer, *Science*, 2017, **358**, 868; (k) D. K. Schneiderman and M. A. Hillmyer, *Macromolecules*, 2017, **50**, 3733.
- 5 (a) M. Vert, G. Schwarch and J. Coudane, *J. Macromol. Sci., Part A: Pure Appl. Chem.*, 1995, **32**, 787; (b) S. Jacobsen, H. Fritz, P. Degée, P. Dubois and R. Jérôme, *Polym. Eng. Sci.*, 1999, **39**, 1311; (c) M. Vert, *Biomacromolecules*, 2005, **6**, 538; (d) K. Nampoothiri, N. Nair and R. John, *Bioresour. Technol.*, 2010, **101**, 8493; (e) J. Rydz, W. Sikorska, M. Kyulavska and D. Christova, *Int. J. Mol. Sci.*, 2015, **16**, 564; (f) PLA biodegradable polymers, Special Issue on: Polylactide (PLA) Based Biopolymers, in *Adv. Drug Delivery Rev.*, ed. A. J. Domb, R. Langer and A. Basu, 2016, vol. 107, pp. 1–393.
- 6 (a) Y.-J. Wee, J.-N. Kim and H.-W. Ryu, *Food Technol. Biotechnol.*, 2006, **44**(2), 163; (b) J. J. Bozell and G. R. Petersen, *Green Chem.*, 2010, **12**, 539; (c) C. Gao, C. Ma and P. Xu, *Biotechnol. Adv.*, 2011, **29**, 930; (d) K. Yao and C. Tang, *Macromolecules*, 2013, **46**, 1689; (e) M. Dusselier, P. Van Wouwe, A. Dewaele, E. Makshina and B. F. Sels, *Energy Environ. Sci.*, 2013, **6**, 1415; (f) S. Choi, C. W. Song, J. H. Shin and S. Y. Lee, *Metab. Eng.*, 2015, **28**, 223.
- 7 E. T. H. Vink, K. R. Ràbago, D. A. Glassner and P. R. Gruber, *Polym. Degrad. Stab.*, 2003, **80**, 403.
- 8 (a) R. A. Auras, S. P. Singh and J. J. Singh, *Packag. Technol. Sci.*, 2005, **18**, 207; (b) A. P. Gupta and V. Kumar, *Eur. Polym. J.*, 2007, **43**, 4053; (c) S. Farah, D. G. Anderson and R. Langer, *Adv. Drug Delivery Rev.*, 2016, **107**, 367.
- 9 (a) B. J. O'Keefe, M. A. Hillmyer and W. B. Tolman, *J. Chem. Soc., Dalton Trans.*, 2001, 2215; (b) A.-C. Albertsson and I. K. Karma, *Biomacromolecules*, 2003, **4**, 1466; (c) O. Dechy-Cabaret, B. Martin-Vaca and D. Bourissou, *Chem. Rev.*, 2004, **104**, 6147; (d) R. H. Platel, L. M. Hodgson and C. K. Williams, *Polym. Rev.*, 2008, **48**(1), 11; (e) C. Jérôme and P. Lecomte, *Adv. Drug Delivery Rev.*, 2008, **60**, 1056; (f) C. A. Wheaton, P. G. Hayes and B. J. Ireland, *Dalton Trans.*, 2009, 4832; (g) C. M. Thomas, *Chem. Soc. Rev.*, 2010, **39**, 165; (h) M. J. Stanford and A. P. Dove, *Chem. Soc. Rev.*, 2010, **39**, 486; (i) M. H. Chisholm, *Pure Appl. Chem.*, 2010, **82**, 1647; (j) S. Slomkowski, S. Penczek and A. Duda, *Polym. Adv. Technol.*, 2014, **25**, 436; (k) S. Dagorne, M. Normand, E. Kirillov and J.-F. Carpentier, *Coord. Chem. Rev.*, 2013, **257**, 1869; (l) A. Sauer, A. Kapelski, C. Flidel, S. Dagorne, M. Kol and J. Okuda, *Dalton Trans.*, 2013, **42**, 9007; (m) S. Dagorne and C. Flidel, *Top. Organomet. Chem.*, 2013, **41**, 125; (n) R. Jianming, X. Anguo, W. Hongwei and Y. Hailin, *Des. Monomers Polym.*, 2014, **17**, 345.
- 10 E. Castro-Aguirre, F. Iñiguez-Franco, H. Samsudin, X. Fang and R. Auras, *Adv. Drug Delivery Rev.*, 2016, **107**, 333.
- 11 (a) R. E. Drumright, P. R. Gruber and D. E. Henton, *Adv. Mater.*, 2000, **12**, 1841; (b) S. Inkinen, M. Hakkarainen, A.-C. Albertsson and A. Södergård, *Biomacromolecules*, 2011, **12**, 523; (c) L. Xiao, B. Wang, G. Yang and M. Gauthier, *Poly(Lactic Acid)-Based Biomaterials: Synthesis, Modification and Applications*, Biomedical Science, Engineering and Technology, ed. D. N. Ghista, InTechK, 2012, ISBN: 978-953-307-471-9; (d) K. Hamad, M. Kaseem, H. W. Yang, F. Deri and Y. G. Ko, *EXPRESS Polym. Lett.*, 2015, **9**, 435; (e) B. Tyler, D. Gullotti, A. Mangraviti, T. Utsuki and H. Brem, *Adv. Drug Delivery Rev.*, 2016, **107**, 163; (f) M. Malinconico, E. T. H. Vink and A. Cain, Applications of Poly(lactic Acid) in Commodities and

- Specialties, in *Advances in Polymer Science*, Springer, Berlin, Heidelberg, 2017.
- 12 (a) A. Södergård and M. Stolt, *Prog. Polym. Sci.*, 2002, **27**, 1123; (b) R. Auras, B. Harte and S. Selke, *Macromol. Biosci.*, 2004, **4**, 835; (c) M. Källrot, U. Edlund and A.-C. Albertsson, *Biomacromolecules*, 2007, **8**, 2492; (d) R. Rasal, A. Janorkar and D. Hirt, *Prog. Polym. Sci.*, 2010, **35**, 338.
 - 13 (a) L. Zhang, C. Xiong and X. Deng, *J. Appl. Polym. Sci.*, 1995, **56**, 103; (b) S. Jacobsen and H. Fritz, *Polym. Eng. Sci.*, 1999, **39**, 1303; (c) L. Yu, K. Dean and L. Li, *Prog. Polym. Sci.*, 2006, **31**, 576; (d) V. Nagarajan, A. Mohanty and M. Misra, *ACS Sustainable Chem. Eng.*, 2016, **4**, 2899; (e) R. Muthuraj, M. Misra and A. K. Mohanty, *J. Appl. Polym. Sci.*, 2018, **135**, 45726; (f) V. Sangeetha, H. Deka, T. Varghese and S. Nayak, *Polym. Compos.*, 2018, **39**, 81.
 - 14 (a) C. Koning, M. Van Duin, C. Pagnoulle and R. Jérôme, *Prog. Polym. Sci.*, 1998, **23**, 707; (b) H. R. Kricheldorf, *Chemosphere*, 2001, **43**, 49; (c) L. Calandrelli, A. Calaco, P. Laurienzo, M. Malinconico, O. Petillo and G. Peluso, *Biomacromolecules*, 2008, **9**, 1527; (d) B. Imre and B. Pukánszky, *Eur. Polym. J.*, 2013, **49**, 1215.
 - 15 (a) M. A. Woodruff and D. W. Hutmacher, *Prog. Polym. Sci.*, 2010, **35**, 1217; (b) A. Arbaoui and C. Redshaw, *Polym. Chem.*, 2010, **1**, 801.
 - 16 (a) W. Ring, I. Mita, A. D. Jenkins and N. M. Bikales, *Pure Appl. Chem.*, 1985, **57**, 1427; (b) IUPAC Recommendations 2008, in *"The Purple Book"*, ed. R. G. Jones, E. S. Wilks, W. Val Metanowski, J. Kahovec, M. Hess, R. Stepto and T. Kitayama, RSC Publ., 2nd edn, 2009, ISBN: 978-0-85404-491-7.
 - 17 (a) J. M. Vion, R. Jérôme, P. Teyssié, M. Aubin and R. E. Prudhomme, *Macromolecules*, 1986, **19**, 1828; (b) J. Kasperczyk and M. Bero, *Makromol. Chem.*, 1991, **192**, 1777; (c) P. Vanhoorne, P. Dubois, R. Jérôme and P. Teyssié, *Macromolecules*, 1992, **25**, 37; (d) J. Kasperczyk, M. Bero and G. Adamus, *Makromol. Chem.*, 1993, **194**, 907; (e) A. Duda, T. Biela, J. Libiszowski, S. Penczek, P. Dubois, D. Mecerreyes and R. Jérôme, *Polym. Degrad. Stab.*, 1998, **59**, 215; (f) J. Mosnáček, A. Duda, J. Libiszowski and S. Penczek, *Macromolecules*, 2005, **38**, 2027.
 - 18 Y. Gnanou and M. Fontanille, *Organic and Physical Chemistry of Polymers*, John Wiley & Sons, Hoboken, NJ, 2008, ch. 8.5.11.
 - 19 (a) J. Kasperczyk and M. Bero, *Makromol. Chem.*, 1993, **194**, 913; (b) M. Bero and J. Kasperczyk, *Macromol. Chem. Phys.*, 1996, **196**, 3251; (c) I. Kreiser-Saunders and H. R. Kricheldorf, *Macromol. Chem. Phys.*, 1998, **199**, 1081; (d) H. R. Kricheldorf, K. Bornhorst and H. Hachmann-Thiessen, *Macromolecules*, 2005, **38**, 5017.
 - 20 (a) R. Wada, S.-H. Hyon, T. Nakamura and Y. Ikada, *Pharm. Res.*, 1991, **8**, 1292; (b) M. P. Hiljanen-Vainio, P. A. Orava and J. V. Seppälä, *J. Biomed. Mater. Res.*, 1997, **34**, 39; (c) G. Kister, G. Cassanas, M. Bergounhon, D. Hoarau and M. Vert, *Polymer*, 2000, **41**, 925; (d) M. F. Meek, K. Jansen, R. Streendam, W. van Oeveren, P. B. van Wachem and M. J. A. van Luyn, *J. Biomed. Mater. Res., Part A*, 2004, **68**, 43; (e) S. I. Jeong, B.-S. Kim, Y. M. Lee, K. J. Ihn, S. H. Kim and Y. H. Kim, *Biomacromolecules*, 2004, **5**, 1303; (f) F. Fay, E. Renard, V. Langlois, I. Linossier and K. Vallée-Rechel, *Eur. Polym. J.*, 2007, **43**, 4800; (g) X. Lu, Z. Sun and W. Cai, *Phys. Scr.*, 2007, **T129**, 231; (h) J. Fernández, A. Etxeberria, J. M. Ugartemendia, S. Petisco and J.-R. Sarasua, *J. Mech. Behav. Biomed. Mater.*, 2012, **12**, 29; (i) J. Fernández, A. Etxeberria and J. R. Sarasua, *J. Mech. Behav. Biomed. Mater.*, 2012, **9**, 100; (j) J. Fernández, E. Meaurio, A. Chaos, A. Etxeberria, A. Alonso-Varona and J. R. Sarasua, *Polymer*, 2013, **54**, 2621; (k) J. Fernández, A. Larrañaga, A. Etxeberria, W. Wang and J. R. Sarasua, *J. Biomed. Mater. Res., Part A*, 2014, **102**, 3573.
 - 21 (a) X. S. Wu, Synthesis and properties of biodegradable lactic/glycolic acid polymers, in *Encyclopedic Handbook of Biomaterials and Bioengineering*, ed. D. L. Wise, et al., Marcel Dekker, New York, 1995, p. 1015; (b) H. K. Makadia and S. J. Siegel, *Polymers*, 2011, **3**, 1377; (c) P. Gentile, V. Chiono, I. Carmagnola and P. V. Hantton, *Int. J. Mol. Sci.*, 2014, **15**, 3640; B. Azimi, P. Nourpanah, M. Rabiee and S. Arbab, *J. Eng. Fibers Fabr.*, 2014, **9**, 47; (d) L. Naves, C. Dhand, L. Amlmeida, L. Rajamani, S. Ramakrishna and G. Soares, *Prog. Biomater.*, 2017, **6**, 1.
 - 22 N. Nomura, A. Akita, R. Ishii and M. Mizuno, *J. Am. Chem. Soc.*, 2010, **132**, 1750.
 - 23 C. Kan and H. Ma, *RSC Adv.*, 2016, **6**, 47402.
 - 24 N. Maudoux, T. Roisnel, V. Dorcet, J.-F. Carpentier and Y. Sarazin, *Chem. – Eur. J.*, 2014, **20**, 6131.
 - 25 Z. Sun, R. Duan, J. Yang, H. Zhang, S. Li, X. Pang, W. Chen and X. Chen, *RSC Adv.*, 2016, **6**, 17531.
 - 26 M. Florczak and A. Duda, *Angew. Chem., Int. Ed.*, 2008, **47**, 9088.
 - 27 A. Pilone, N. De Maio, K. Press, V. Venditto, D. Pappalardo, M. Mazzeo, C. Pellecchia, M. Kol and M. Lamberti, *Dalton Trans.*, 2015, **44**, 2157.
 - 28 D. Pappalardo, L. Annunziata and C. Pellecchia, *Macromolecules*, 2009, **42**, 6056.
 - 29 T. Shi, W. Luo, S. Liu and Z. Li, *J. Polym. Sci., Part A: Polym. Chem.*, 2018, **56**, 611.
 - 30 L. Li, B. Liu, D. Liu, C. Wu, S. Li, B. Liu and D. Cui, *Organometallics*, 2014, **33**, 6474.
 - 31 (a) S. Inoue, *J. Polym. Sci., Part A: Polym. Chem.*, 2000, **38**, 2861; (b) N. Ajellal, J.-F. Carpentier, C. Guillaume, S. Guillaume, M. Helou, V. Poirier, Y. Sarazin and A. Trifonov, *Dalton Trans.*, 2010, **39**, 8363.
 - 32 Y. Wang and H. Ma, *Chem. Commun.*, 2012, **48**, 6729.
 - 33 G. Li, M. Lamberti, D. Pappalardo and C. Pellecchia, *Macromolecules*, 2012, **45**, 8614.
 - 34 J. A. Castro-Osma, C. Alonso-Moreno, I. Márquez-Segovia, A. Otero, A. Lara-Sánchez, J. Fernández-Baeza, A. M. Rodríguez, L. F. Sánchez-Barba and J. C. García-Martínez, *Dalton Trans.*, 2013, **42**, 9325.
 - 35 D. Osorio Melendez, J. A. Castro-Osma, A. Lara-Sánchez, R. S. Rojas and A. Otero, *J. Polym. Sci., Part A: Polym. Chem.*, 2017, **55**, 2397.

- 36 See for example: (a) R. Mazarro, A. de Lucas, I. Gracia and J. F. Rodríguez, *J. Biomed. Mater. Res., Part B*, 2008, **85**, 196; (b) D. J. Darensbourg and O. Karroonnirum, *Macromolecules*, 2010, **43**, 8880; (c) V. Balasanthiran, T. L. Beilke and M. H. Chisholm, *Dalton Trans.*, 2013, **42**, 9274.
- 37 (a) I. D'Auria, M. Lamberti, M. Mazzeo, S. Milione, G. Roviello and C. Pellecchia, *Chem. – Eur. J.*, 2012, **18**, 2349; (b) A. Dalmoro, A. A. Barba, M. Lamberti, M. Mazzeo, V. Venditto and G. Lamberti, *J. Mater. Sci.*, 2014, **49**, 5986.
- 38 M. Honrado, A. Otero, J. Fernández-Baeza, L. F. Sánchez-Barba, A. Garcés, A. Lara-Sánchez and A. M. Rodríguez, *Organometallics*, 2016, **35**, 189.
- 39 Y. Maruta and A. Abiko, *Polym. Bull.*, 2014, **71**, 989.
- 40 D. Dakshinamoorthy and F. Peruch, *J. Polym. Sci., Part A: Polym. Chem.*, 2012, **50**, 2161.
- 41 (a) F. D. Monica, E. Luciano, A. Buonerba, A. Grassi, S. Milione and C. Capacchione, *RSC Adv.*, 2014, **4**, 51262; (b) F. D. Monica, E. Luciano, G. Roviello, A. Grassi, S. Milione and C. Capacchione, *Macromolecules*, 2014, **47**, 2830.
- 42 J. Contreras and D. Dávila, *Polym. Int.*, 2006, **55**, 1049.
- 43 Y. Nakayama, S. Okuda, H. Yasuda and T. Shiono, *React. Funct. Polym.*, 2007, **67**, 798.
- 44 S. M. Guillaume, M. Schappacher and A. Soum, *Macromolecules*, 2003, **36**, 54.
- 45 S. Fadlallah, J. Jothieswaran, F. Capet, F. Bonnet and M. Visseaux, *Chem. – Eur. J.*, 2017, **23**, 15644.
- 46 The randomness factor R is known to take values close to 0 in a block copolymer, close to 1 in a random one, and $1 < R \leq 2$ in alternating polymers: see ref. 20h.
- 47 C. Bonné, A. Pahwa, C. Picard and M. Visseaux, *Inorg. Chim. Acta*, 2016, **455**, 521.
- 48 Y. T. Huang, W. C. Wang, C. P. Hsu, W. Y. Lu, W. J. Chuang, M. Y. Chiang, Y. C. Laia and H. Y. Chen, *Polym. Chem.*, 2016, **7**, 4367.
- 49 D. Specklin, C. Fliedel, F. Hild, S. Mameri, L. Karmazin, C. Bailly and S. Dagorne, *Dalton Trans.*, 2017, **46**, 12824.
- 50 F. Hild, N. Neehaul, F. Bier, M. Wirsum, C. Gourlaouen and S. Dagorne, *Organometallics*, 2013, **32**, 587.
- 51 A. Harinath, J. Bhattacharjee, A. Sarkar, H. P. Nayek and T. K. Panda, *Inorg. Chem.*, 2018, **57**, 2503.
- 52 S. Liu, J. Zhang, W. Zuo, W. Zhang, W.-H. Sun, H. Ye and Z. Li, *Polymers*, 2017, **9**, 83.
- 53 Y. Nakayama, K. Sasaki, N. Watanabe, Z. Cai and T. Shiono, *Polymer*, 2009, **50**, 4788.
- 54 T. J. J. Whitehorne and F. Schaper, *Can. J. Chem.*, 2014, **92**, 206.
- 55 B. J. Jeffery, E. L. Whitelaw, D. Garcia-Vivo, J. A. Stewart, M. F. Mahon, M. G. Davidson and M. D. Jones, *Chem. Commun.*, 2011, **47**, 12328.
- 56 J. Fagerland, A. Finne-Wistranda and D. Pappalardo, *New J. Chem.*, 2016, **40**, 7671.
- 57 F. M. García-Valle, V. Tabernero, T. Cuenca, M. E. G. Mosquera, J. Cano and S. Milione, *Organometallics*, 2018, **37**, 837.
- 58 E. Brule, V. Guérineau, P. Vermaut, F. Prima, J. Balogh, L. Maron, A. M. Z. Slawin, S. P. Nolan and C. M. Thomas, *Polym. Chem.*, 2013, **4**, 2414.
- 59 J. Lewiński, P. Horeglad, K. Wójcik and I. Justyniak, *Organometallics*, 2005, **24**, 4588.
- 60 To account for the reversely higher reactivity of LA vs. ϵ -CL in statistical ROCoP processes using $\text{Al}(\text{O}^i\text{Pr})_3$, the rate constant of the PLA growing chain was 20 to 30 times higher for LA [PLA-O-Al + monomer LA] than for CL [PLA-O-Al + monomer CL], whereas the rate constants of the PCL growing chain [PCL-O-Al + monomer (LA or CL)] were several orders of magnitude higher than those of PLA growing chain [PLA-O-Al + monomer (LA or CL)]. This means that there is a *quasi*-equal probability of LA or CL to be inserted into a growing PCL chain while as soon as a LA monomer is inserted, this will favour the insertion of a next LA rather than ϵ -CL. See ref. 17c.
- 61 See for example: (a) C. Jacobs, P. Dubois, R. Jérôme and P. Teyssié, *Macromolecules*, 1991, **24**, 3027; (b) M. Florczak, J. Libiszowski, J. Mosnacek, A. Duda and S. Penczek, *Macromol. Rapid Commun.*, 2007, **28**, 1385.
- 62 D. Chandanbodhi and T. Nanok, *Mol. Catal.*, 2017, **436**, 145.
- 63 A. Valente, P. Zinck, A. Mortreux and M. Visseaux, *J. Polym. Sci., Part A: Polym. Chem.*, 2011, **49**, 1615.