

Cite this: *Chem. Sci.*, 2023, 14, 499

All publication charges for this article have been paid for by the Royal Society of Chemistry

Mechanochemical protocol facilitates the generation of arylmanganese nucleophiles from unactivated manganese metal†

Rina Takahashi,^a Pan Gao,^b Koji Kubota^{id}*^{ab} and Hajime Ito^{id}*^{ab}

The direct synthesis of organomanganese reagents from organic halides and manganese metal remains a challenge. Current solution-based approaches require the preparation of activated manganese (Rieke manganese) or the use of multiple metal additives to promote the insertion of manganese metal into a carbon–halogen bond. Here, we show that a mechanochemical ball-milling protocol facilitates the generation of various arylmanganese nucleophiles from aryl halides and commercially available, unactivated manganese metal without the need for complicated pre-activation processes and metal additives. These manganese-based carbon nucleophiles can be used directly for one-pot addition reactions with various electrophiles and palladium-catalyzed cross-coupling reactions under bulk-solvent-free mechanochemical conditions. Importantly, all experimental operations can be conducted under atmospheric conditions.

Received 2nd October 2022
Accepted 23rd November 2022

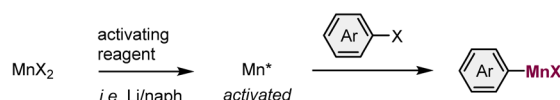
DOI: 10.1039/d2sc05468j

rsc.li/chemical-science

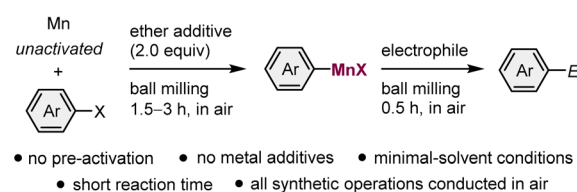
Introduction

Organomanganese reagents play a unique role in organic synthetic chemistry because of their mild reactivity, distinctive chemoselectivity, and low toxicity.¹ Most organomanganese reagents are typically prepared *via* the following methods: (1) the insertion of manganese metal into a carbon–halogen bond (direct synthesis);^{2–4} (2) metathesis between an organolithium or organomagnesium reagent and a manganese halide;⁵ or (3) a directed deprotonation using $\text{TMP}_2\text{Mn}\cdot 2\text{LiCl}$.⁶ Given the ready availability of manganese metal, and the mild reaction conditions and high atom efficiency associated with direct synthesis, this method can be expected to afford convenient access to versatile organomanganese reagents. Although manganese metal has a stronger reduction potential than zinc, direct synthesis is only applicable to highly reactive organic halides, such as allylic halides or α -haloesters when commercial manganese metal is used.^{2,3} One of the main reasons for this low reactivity is the presence of a usually tightly bound oxide layer on its surface.^{3a} Therefore, the preparation of activated manganese (Rieke manganese) using strong reducing reagents, such as alkali metals, is often required when aryl halides are used as substrates (Scheme 1a).⁴ Unfortunately, this greatly

(a) Preparation of Rieke Mn via reaction with strong reducing reagents

(b) Use of LiCl, PbCl₂ and InCl₃ as activating reagents

(c) This work: mechanochemical approach using ball milling



(d) Related study: manganese-mediated dimerization of arylidene malonates



Scheme 1 Direct insertion of manganese metal into carbon–halogen bonds. (a) Use of Rieke manganese metal. (b) Use of multiple metal additives. (c) Ball-milling approach (this work). (d) Related study on mechanochemical activation of manganese metal.

^aDivision of Applied Chemistry and Frontier Chemistry Center, Faculty of Engineering, Hokkaido University, Sapporo, Hokkaido, Japan. E-mail: kbt@eng.hokudai.ac.jp; hajito@eng.hokudai.ac.jp

^bInstitute for Chemical Reaction Design and Discovery (WPI-ICReDD), Hokkaido University, Sapporo, Hokkaido, Japan

† Electronic supplementary information (ESI) available. See DOI: <https://doi.org/10.1039/d2sc05468j>



reduces the practical utility of arylmanganese nucleophiles. Recently, Knochel *et al.* have reported that the direct synthesis of arylmanganese reagents from unactivated manganese metal can be achieved using LiCl, PbCl₂, and InCl₃ additives (Scheme 1b).^{3b} Although this achievement is remarkable, this solution-based approach still requires multiple metal additives, long reaction times (24 h), the use of dry organic solvents, and inert-gas-line techniques. All of which represent considerable drawbacks from both an environmental and an economic perspective. Therefore, the development of an operationally simple protocol that does not require pre-activation of the reagents would be highly desirable as it can be expected to advance the widespread application of arylmanganese nucleophiles in organic synthesis.

Recently, a mechanochemical synthetic technique that uses ball milling has attracted significant attention as a new tool for organic reactions.⁷ The advantages of mechanochemical synthesis include avoiding the use of potentially harmful organic solvents, shorter reaction times, and operational simplicity. Moreover, recent studies have revealed that strong mechanical agitation during the ball-milling process can activate zero-valent metals in the bulk state, facilitating surface reactions with organic halides.⁸ For example, Browne *et al.* have reported the direct synthesis of organozinc reagents from metallic zinc facilitated by ball milling.⁹ The groups of Harrowfield, Birke, Hanusa, Bolm, and our own group have independently reported the mechanochemical synthesis of Grignard reagents *via* the direct insertion of magnesium metal into organic halides.^{10,11} More recently, we have demonstrated that a ball-milling approach allows the generation of heavy Grignard reagents based on calcium from aryl halides and unactivated calcium metal.¹² Notably, these protocols do not involve the pre-activation of the metals and are applicable to a broad range of substrates.

These achievements led us to consider the mechanochemical generation of organomanganese reagents *via* the direct synthesis from unactivated manganese metal, which is barely reactive in solution (Scheme 1c). We envisaged that the mechanical impact of ball milling could remove the unreactive oxide layer covering the surface of commercially available manganese metal, thus facilitating the direct insertion of manganese metal into organic halide bonds without the need for a complicated pre-activation process.⁴ Whilst our study was already underway, Browne *et al.* reported that commercial manganese metal can be activated using ball-milling to realize the reductive dimerization of arylidene malonates (Scheme 1d).¹³ However, in that report, the direct synthesis of organomanganese nucleophiles from alkyl halides and the subsequent nucleophilic addition to electrophiles was unsuccessful whilst other organic halides were not explored.¹³ Herein, we report the first successful example of the direct synthesis of arylmanganese nucleophiles from unactivated manganese metal and aryl halides using mechanochemistry. These reactions are highly efficient and went to completion within 3 hours to form the desired arylmanganese nucleophiles. These nucleophiles were then reacted with various electrophiles under mechanochemical conditions. The direct synthesis of alkylmanganese

Table 1 Initial attempts to generate arylmanganese nucleophiles under mechanochemical conditions^a



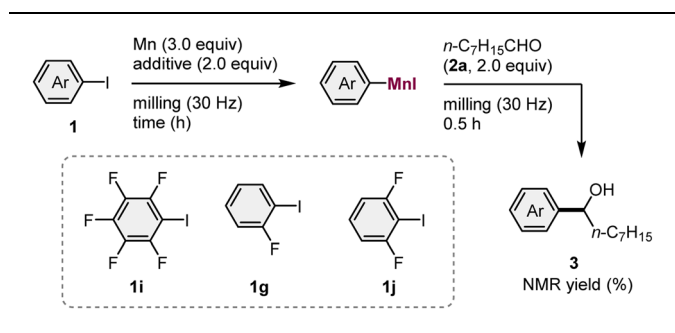
^a Conditions: **1** (1.0 mmol), Mn powder (3.0 mmol), THF (2.0 mmol), and **2a** (1.05 mmol) in a stainless-steel milling jar (5 mL) with a stainless-steel ball (10 mm).

nucleophiles was also achieved using this protocol, although there is room to improve the efficiency. Notably, the entire synthetic procedure can be conducted under atmospheric conditions without using any special precautions or synthetic techniques.

Results and discussion

We began by attempting the preparation of various arylmanganese species from different aryl iodides (**1**) (1.0 equiv.) and commercial manganese metal (Wako, powder, >98% purity) (3.0 equiv.), using a Retch MM400 mixer mill (5 mL stainless-steel milling jar with a 10 mm-diameter stainless-steel ball), followed by the subsequent nucleophilic addition to an aldehyde **2a** (1.05 equiv.) (Table 1). Based on a previous study on the isolation of THF-coordinated arylmanganese species by Westerhausen *et al.*,¹⁴ 2.0 equivalents of tetrahydrofuran (THF) were used to facilitate the formation of the organomanganese nucleophile. Unfortunately, aryl iodides **1a–1f**, which bear electron-donating and -withdrawing groups, did not react under the applied conditions. However, the substrate bearing a fluorine atom at the ortho position (**1g**) afforded the desired product **3g** in 9% yield. No reaction occurred when the corresponding aryl bromide (**1h**) was used. We found that the reaction of pentafluorophenyl iodide (**1i**) underwent direct metalation to form the corresponding addition product (**3i**) in 35% yield. These results suggest that only *ortho*-halogenated aryl iodides are reactive in the direct manganese metalation under mechanochemical conditions, a finding which is consistent with the results of Knochel's previously reported solution-based method.^{3b} The use of activated organic halides such as benzyl bromide only provided the homocoupling



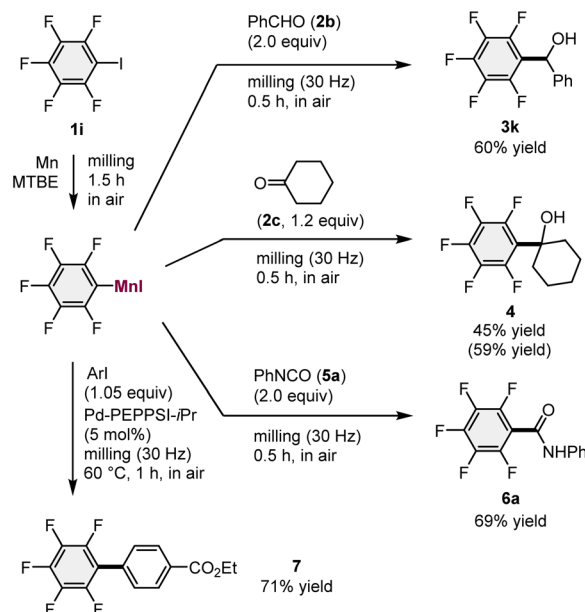
Table 2 Optimization of the reaction conditions^a

Entry	Substrate	Additive	Time (h)	Yield ^b (%)
1	1i	—	1.5	2
2	1i	THF	1.5	54
3	1i	MTBE	1.5	75 (54)
4	1i	Anisole	1.5	66
5	1i	Et ₂ O	1.5	64
6	1i	CPME	1.5	57
7	1i	1,2-DME	1.5	40
8	1i	1,4-Dioxane	1.5	10
9	1g	THF	1.5	25
10	1g	THF	3	30 (25)
11	1g	MTBE	3	<1
12	1j	THF	1.5	25
13	1j	THF	3	69 (67)
14	1j	MTBE	1.5	<1

^a Conditions: **1** (1.0 mmol), Mn powder (3.0 mmol), additive (2.0 mmol), and **2a** (2.0 mmol) in a stainless-steel milling jar (5 mL) with a stainless-steel ball (10 mm). ^b Determined via ¹⁹F NMR analysis with an internal standard. Isolated yields are shown in parenthesis.

products. This is probably due to a facile radical–radical coupling or the nucleophilic substitution of the substrate by an *in situ*-generated benzylmanganese nucleophile.

Next, we proceeded to optimize the reaction conditions using pentafluorophenyl iodide (**1i**) as the substrate and 2.0 equivalent of **2a** as a trapping reagent (Table 2). The reaction without the addition of an ether additive provided a trace amount of **3i** (2% yield; entry 1). The addition of THF significantly promoted the generation of the arylmanganese nucleophile and **3i** was obtained in 54% yield (entry 2). After screening further ether additives (entries 3–8), we found that the reaction with methyl *tert*-butyl ether (MTBE) gave the highest yield (75% yield; entry 3). Next, the mechanochemical conditions for the synthesis of **3g** from **1g** were optimized (entries 9–11). While **1g** showed much lower reactivity toward the metalation than **1i**, the reaction in the presence of THF gave the corresponding addition product (**3g**) in 25% yield (entry 9). Prolonging the reaction time for the metalation step led to a slightly improved yield (30% yield; entry 10). Interestingly, the addition of MTBE, which was effective for the reaction of **1i**, did not produce **3g** (<1%; entry 11). Next, 1,3-difluoro-2-iodobenzene (**1j**) was used as a substrate (entries 12–14). While **1j** also showed lower reactivity than **1i**, the reaction with manganese metal in the presence of THF for 3 hours afforded the desired product (**3j**) in 69% yield (entry 13). Again, the use of MTBE did not lead to the



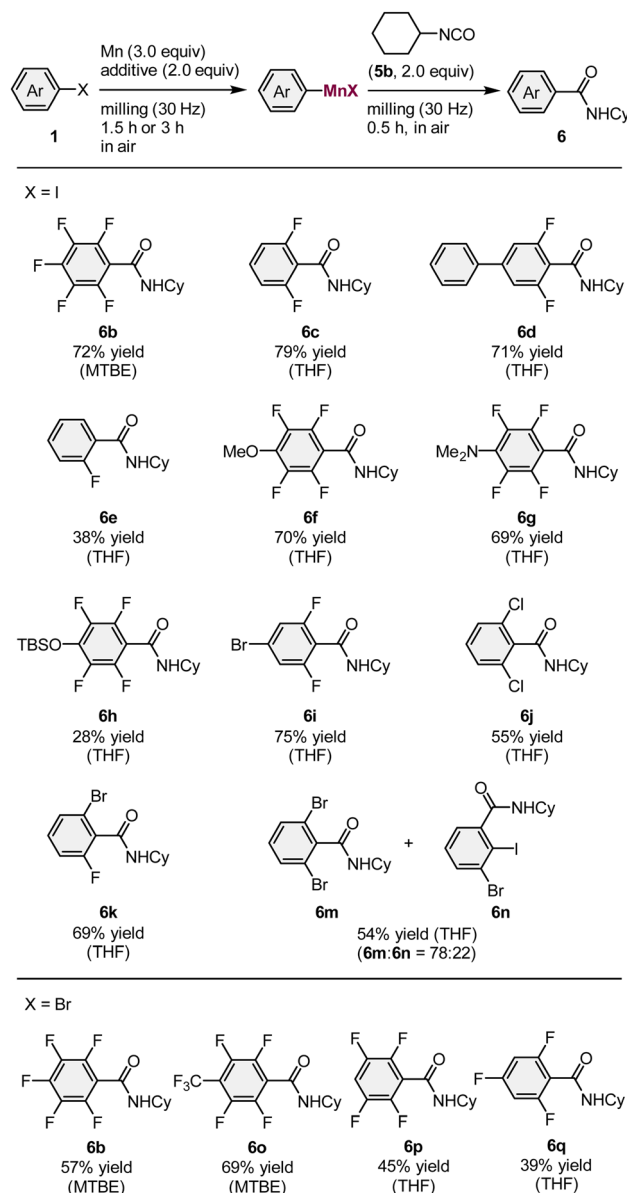
Scheme 2 The use of mechanochemically generated arylmanganese nucleophiles for reactions with various electrophiles. ^aFor the reaction conditions, please see the ESI.† ^bIsolated yields are shown. NMR yields are shown in parenthesis.

formation of **3j**, indicating that MTBE is specifically effective for the highly electron-deficient pentafluorophenyl iodide **1i**.

With the optimized conditions for the generation of the arylmanganese reagents in hand, a series of one-pot mechanochemical reactions with various electrophiles were evaluated (Scheme 2). Following the reaction between **1i** and the unactivated manganese metal, benzaldehyde (**2b**) was added to the mixture and subsequent ball milling afforded the desired addition product (**3k**) in 60% yield. The reaction with cyclohexanone (**2c**) also produced the corresponding product (**4**) in 45% yield. In addition, we found that phenyl isocyanate (**5a**) efficiently reacted with the mechanochemically generated arylmanganese nucleophile to give the desired amide (**6a**) in 69% yield. Furthermore, a mechanochemical palladium-catalyzed cross-coupling reaction between aryl iodide and the arylmanganese nucleophile in the presence of a Pd-PEPPSI-*i*Pr catalyst^{15,16} furnished the corresponding biaryl compound (**7**) in 71% yield under high-temperature ball-milling conditions using a heat gun (for details, see the ESI†).¹⁷

Next, the scope of aryl halides that can be used for the mechanochemical generation of arylmanganese nucleophiles was investigated (Table 3). Cyclohexyl isocyanate (**5b**) was used as a trapping reagent and the reactions of several fluorinated aryl iodides (**1g**, **1i–1k**) under the optimized conditions proceeded smoothly to give the corresponding amides (**6b–6e**) in moderate to good yields (38–79%). Polyfluorinated substrates bearing methoxy, dimethylamino, or siloxy groups (**1l–1n**) were successfully converted into the desired products (**6f–6h**) in 28–70% yield. The iodide moiety of 5-bromo-1,3-difluoro-2-iodobenzene (**1o**) selectively reacted with manganese metal to furnish the desired product (**6i**) in 75% yield. We found that 1,3-dichloro-2-iodobenzene (**1p**) also reacted under the applied



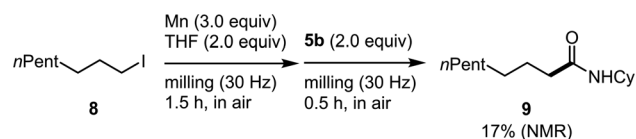
Table 3 Scope of aryl iodides and bromides^{a,b}

^a For the reaction conditions, please see the ESI. ^b Isolated yields are shown.

conditions to furnish **6j** in 55% yield. The reaction of 1-bromo-3-fluoro-2-iodobenzene (**1q**) produced the desired amide (**6k**) in 70% yield. In the case of 1,3-dibromo-2-iodobenzene (**1r**), the desired product (**6m**) was obtained, albeit that the bromide moiety also reacted to form side product **6n**. In addition to aryl iodides, electron-deficient polyfluorinated aryl bromides (**1s–1v**) could be used as substrates to afford the corresponding amides 39–69% yield. Even though the aryl-halide substrate scope of our reaction is limited compared to that of the Rieke method,⁴ it is comparable to that of Knochel's conditions.^{3b}

The direct formation of alkylmanganese nucleophiles from unactivated alkyl halides can be accomplished using Rieke

manganese.^{4d} We found that the mechanochemical reaction of alkyl iodide **8** with commercial manganese metal, followed by reaction with **5b** formed the desired product (**9**) in 17% yield (Scheme 3). Although the yield needs to be improved, this is the first example of the direct generation of alkylmanganese



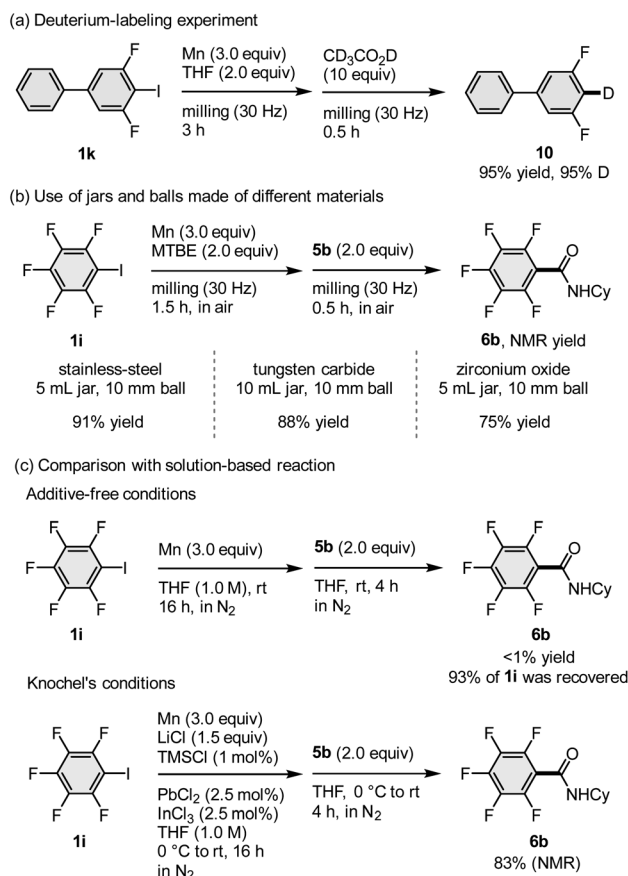
Scheme 3 Reaction of alkyl iodide **8** and unactivated manganese metal under mechanochemical conditions.



nucleophiles from unactivated alkyl halides and commercial, unactivated manganese metal.

We conducted a number of nucleophilic addition reactions with **5b** after exposing the mechanochemically generated arylmanganese nucleophile **1i** to air for different lengths of time (5–60 min; Fig. 1). In the optimized procedure, **5b** was added immediately after opening the jar, and the jar was closed as rapidly as possible. The time of exposure to air was less than one minute, and the desired product **6b** was obtained in 91% NMR yield (Fig. 1). We found that, even though there were no obvious changes in its appearance, the yield of **6b** decreased when the generated arylmanganese species were exposed to air for 5 min or more (Fig. 1). Although pentafluorobenzene was detected in the ^1H NMR spectrum after the exposure of the manganese nucleophile to air, byproducts derived from oxygen or carbon dioxide, such as phenol and benzoic acid, were not detected. These results suggest that the decreased yield is most likely caused by protonation resulting from exposure to moisture in the air.

In order to confirm that the arylmanganese nucleophiles are indeed generated under our mechanochemical conditions, preliminary mechanistic studies were performed (Scheme 4). First, we conducted a deuteration experiment (Scheme 4a) wherein the mechanochemically formed arylmanganese nucleophile was quenched by the addition of $\text{CD}_3\text{CO}_2\text{D}$ (10 equiv.) immediately after opening the jar in order to prevent undesired protonation by atmospheric moisture. The corresponding deuterated product (**10**) was obtained in a high deuteration ratio (95% D), suggesting that an arylmanganese nucleophile was most likely generated under mechanochemical conditions. Next, in order to test the hypothesis that transition-metals, such as iron and chromium, which could potentially leach from the stainless-steel milling jar and balls, catalyse the direct metalation or subsequent nucleophilic addition, we investigated the reaction using jars made of different materials such as tungsten carbide (WC) or zirconium oxide (Scheme 4b). Although the use of a 5 mL jar is optimal for this scale, we compared the reactions



Scheme 4 Mechanistic studies. (a) Deuterium-labeling study. (b) Effect of milling jars and balls made of different materials. (c) Comparison with solution-based conditions. ^aFor the reaction conditions, please see the ESI.†

with 10 mL jars and 10 mm balls without changing the reaction scale because 10 mL is the minimum volume for the commercially available jars made of these materials. The results confirmed that the direct metalation and subsequent nucleophilic addition to **5b** proceeded regardless of the material of the milling jars and balls. Thus, we excluded the possibility that the reaction is catalysed by metals leached from the ball milling equipment (Scheme 4b). Finally, we assessed the use of unactivated manganese metal in solution (Scheme 4c). When we conducted the reaction between unactivated manganese metal and **1i** in THF (1.0 M) at room temperature, the corresponding amide (**6b**) was not detected and a large amount of unreacted **1i** was recovered (93%). This result indicates that mechanical activation of the manganese metal *via* ball milling is essential for the generation of arylmanganese nucleophiles. When Knochel's method was applied to the direct metalation of **1i**, **6b** was obtained in 83% yield.^{3b} This result suggests that manganese-based carbon nucleophiles (Ar-MnX) similar to those formed under Knochel's conditions are also most likely formed under the mechanochemical conditions.

To validate our hypothesis that the mechanical impact provided by ball milling can reduce or remove the unreactive oxide layer covering the surface of the commercial manganese



Fig. 1 Stability of organomanganese reagents in air and the appearance of the crude mixture.



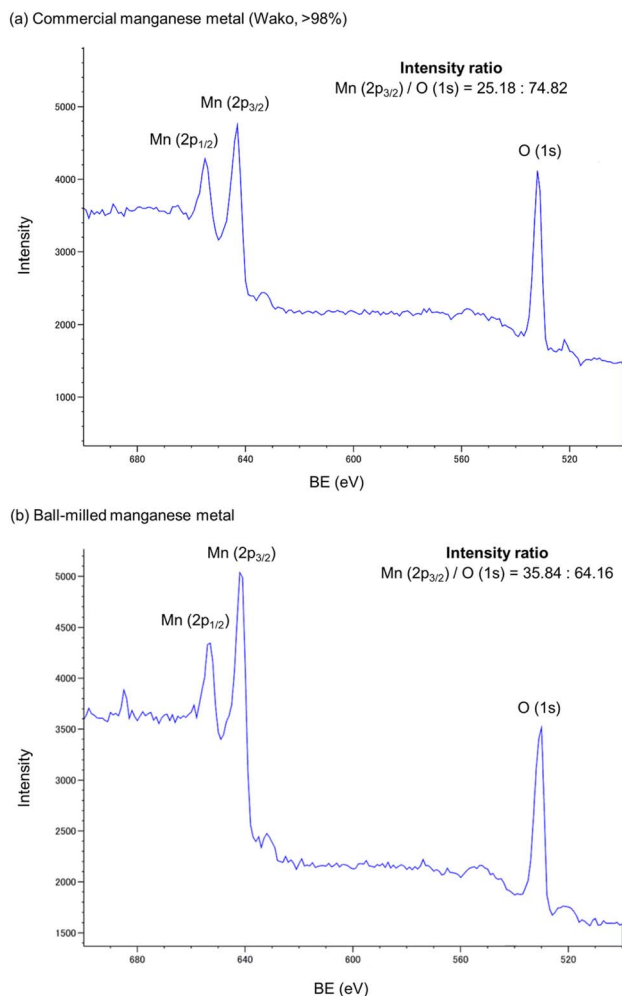


Fig. 2 X-Ray photoelectron spectra of commercial manganese metal (a) before ball milling and (b) after ball milling.

metal, we analyzed its surface using X-ray photoelectron spectroscopy (XPS) (Fig. 2). When commercial manganese metal used in this study was subjected to XPS analysis, we found that a signal derived from the Mn–O bonds was detected on its surface (Fig. 2a). The manganese oxide content can be estimated based on the Mn/O atom ratio.³⁴ The XPS analysis of the ball-milled sample revealed that the Mn ratio on the surface was increased after ball milling (Fig. 2b). This result suggests that ball milling can increase the reactive surface area of manganese metal *via* mechanical removal of the oxide layer, thus supporting our hypothesis.

Conclusions

In summary, we have demonstrated that a mechanochemical protocol using ball milling, that does not require metal additives and complicated pre-activation processes, allows the generation of arylmanganese nucleophiles *via* the reaction between an aryl halide and commercial, unactivated manganese metal. The mechanochemically generated arylmanganese reagents can be used as carbon nucleophiles for the one-pot

addition to various electrophiles and palladium-catalyzed cross-coupling reactions under bulk-solvent-free ball-milling conditions. Notably, all synthetic operations can be conducted under atmospheric conditions. We therefore anticipate that this work will provide a new platform for the rapid discovery of novel organic transformations mediated by organomanganese species.

Data availability

All experimental data is available in the ESI.†

Author contributions

K. K. and H. I. conceived and designed the study. R. T., K. K. and H. I. co-wrote the paper. R. T. and P. G. performed the chemical experiments and analyzed the data. K. K. performed the X-ray photoelectron spectroscopy analysis. All authors discussed the results and commented on the manuscript.

Conflicts of interest

There are no conflicts to declare.

Acknowledgements

This work was supported by the Japan Society for the Promotion of Science (JSPS) *via* KAKENHI grants 22H00318, 21H01926, 22K18333 and 22H05328; the JST *via* CREST grant JPMJCR19R1; FOREST grant JPMJFR2011; as well as by the Institute for Chemical Reaction Design and Discovery (ICReDD), which was established by the World Premier International Research Initiative (WPI), MEXT, Japan. We thank Ms. Tamae Seo for her help in cross-checking experiments.

Notes and references

- For selected reviews and examples on the use of organomanganese reagents in organic synthesis, see: (a) G. Cahiez, C. Duplais and J. Buendia, *Chem. Rev.*, 2009, **109**, 1434–1476; (b) G. Cahiez and E. Métais, *Tetrahedron Asymmetry*, 1997, **8**, 1373–1376; (c) G. Cahiez and E. Métais, *Tetrahedron Lett.*, 1995, **36**, 6449–6452.
- For the direct synthesis of organomanganese reagents from commercial manganese metal and reactive organic halides without pre-activation, see: G. Cahiez and P.-Y. Chavant, *Tetrahedron Lett.*, 1989, **30**, 7373–7376.
- For examples on the direct synthesis of organomanganese reagents from commercial manganese metal with activating reagents, see: (a) K. Takai, T. U. T. Hayashi and T. Moriwake, *Tetrahedron Lett.*, 1996, **37**, 7049–7052; (b) Z. Peng and P. Knochel, *Org. Lett.*, 2011, **13**, 3198–3201.
- For examples of the direct synthesis of organomanganese reagents from activated manganese metal, see: (a) T. Hiyama, M. Obayashi and A. Nakamura, *Organometallics*, 1982, **1**, 1249–1251; (b) R. D. Rieke, S.-H. Kim and X. Wu, *J. Org. Chem.*, 1997, **62**, 6921–6927; (c) A. Fürstner and



- H. Brunner, *Tetrahedron Lett.*, 1996, **37**, 7009–7012; (d) S.-H. Kim, M. V. Hanson and R. D. Rieke, *Tetrahedron Lett.*, 1996, **37**, 2197–2200; (e) H. Kakiya, S. Nishimae, H. Shinokubo and K. Oshima, *Tetrahedron*, 2001, **57**, 8807–8815; (f) J. Tang, H. Shinokubo and K. Oshima, *Synlett*, 1998, 1075–1076.
- 5 For examples of the synthesis of organomanganese reagents *via* metathesis with carbon nucleophiles, see: (a) G. Cahiez, D. Bernard and J. F. Normant, *Synthesis*, 1977, 130–133; (b) G. Cahiez and B. Laboue, *Tetrahedron Lett.*, 1989, **30**, 3545–3546; (c) G. Friour, G. Cahiez and J. F. Normant, *Synthesis*, 1984, 37–40; (d) G. Cahiez, D. Luart and F. Lecomte, *Org. Lett.*, 2004, **6**, 4395–4398; (e) Y. Ahn, W. W. Doubleday and T. Cohen, *Synth. Commun.*, 1995, **25**, 33–41; (f) I. Klement, H. Stadtmüller, P. Knochel and G. Cahiez, *Tetrahedron Lett.*, 1997, **38**, 1927–1930; (g) K. Ritter and M. Hanack, *Tetrahedron Lett.*, 1985, **26**, 1285–1288; (h) G. Cahiez and B. Figadere, *Tetrahedron Lett.*, 1986, **26**, 4445–4448; (i) M. T. Reetz, K. Röfling and N. Griebenow, *Tetrahedron Lett.*, 1994, **35**, 1969–1972; (j) G. Cahiez, L. Razafintsalama, B. Laboue and F. Chau, *Tetrahedron Lett.*, 1998, **39**, 849–852; (k) G. Cahiez and B. Laboue, *Tetrahedron Lett.*, 1989, **30**, 7369–7372; (l) C. Boucley, G. Cahiez, S. Carini, V. Cerè, M. Comes-Franchini, P. Knochel, S. Pollicino and A. Ricci, *J. Organomet. Chem.*, 2001, **624**, 223–228.
- 6 S. H. Wunderlich, M. Kienle and P. Knochel, *Angew. Chem., Int. Ed.*, 2009, **48**, 7256–7260.
- 7 For selected reviews on the use of ball milling for organic synthesis, see: (a) S. L. James, C. J. Adams, C. Bolm, D. Braga, P. Collier, T. Frišćić, F. Grepioni, K. D. M. Harris, G. Hyett, W. Jones, A. Krebs, J. Mack, L. Maini, A. G. Orpen, I. P. Parkin, W. C. Shearouse, J. W. Steed and D. C. Waddell, *Chem. Soc. Rev.*, 2012, **41**, 413–447; (b) G.-W. Wang, *Chem. Soc. Rev.*, 2013, **42**, 7668–7700; (c) J.-L. Do and T. Frišćić, *ACS Cent. Sci.*, 2017, **3**, 13–19; (d) J. G. Hernández and C. Bolm, *J. Org. Chem.*, 2017, **82**, 4007–4019; (e) T.-X. Métro, J. Martinez and F. Lamaty, *ACS Sustainable Chem. Eng.*, 2017, **5**, 9599–9602; (f) T. K. Achar, A. Bose and P. Mal, *Beilstein J. Org. Chem.*, 2017, **13**, 1907–1931; (g) O. Eguaojie, J. S. Vyle, P. F. Conlon, M. A. Gilea and Y. Liang, *Beilstein J. Org. Chem.*, 2018, **14**, 955–970; (h) J. L. Howard, Q. Cao and D. L. Browne, *Chem. Sci.*, 2018, **9**, 3080–3094; (i) J. Andersen and J. Mack, *Green Chem.*, 2018, **20**, 1435–1443; (j) C. Bolm and J. G. Hernández, *Angew. Chem., Int. Ed.*, 2019, **58**, 3285–3299; (k) T. Frišćić, C. Mottillo and H. M. Titi, *Angew. Chem., Int. Ed.*, 2020, **59**, 1018–1029; (l) K. Kubota and H. Ito, *Trends Chem.*, 2020, **2**, 1066–1081; (m) A. Porcheddu, E. Colacino, L. De Luca and F. Delogu, *ACS Catal.*, 2020, **10**, 8344–8394; (n) J. A. Leitch and D. L. Browne, *Chem.–Eur. J.*, 2021, **27**, 9721–9726.
- 8 A. C. Jones, J. A. Leitch, S. E. Raby-Buck and D. L. Browne, *Nat. Synth.*, 2022, **1**, 763–775.
- 9 (a) Q. Cao, J. L. Howard, E. Wheatley and D. L. Browne, *Angew. Chem., Int. Ed.*, 2018, **57**, 11339–11343; (b) Q. Cao, R. T. Stark, I. A. Fallis and D. L. Browne, *ChemSusChem*, 2019, **12**, 2554–2557; (c) J. Yin, R. T. Stark, I. A. Fallis and D. L. Browne, *J. Org. Chem.*, 2020, **85**, 2347–2354.
- 10 (a) J. M. Harrowfield, R. J. Hart and C. R. Whitaker, *Aust. J. Chem.*, 2001, **54**, 423–425; (b) V. Birke, C. Schütt, H. Burmeier and W. K. L. Ruck, *Fresenius Environ. Bull.*, 2011, **20**, 2794–2805; (c) I. R. Speight and T. P. Hanusa, *Molecules*, 2020, **25**, 570–578; (d) R. Takahashi, A. Hu, P. Gao, Y. Gao, Y. Pang, T. Seo, J. Jiang, S. Maeda, H. Takaya, K. Kubota and H. Ito, *Nat. Commun.*, 2021, **12**, 6691; (e) V. S. Pfennig, R. C. Vilella, J. Nikodemus and C. Bolm, *Angew. Chem., Int. Ed.*, 2022, **61**, e202116514.
- 11 Yang, Dai, and co-workers have reported magnesium-mediated reductive radical homo-coupling reactions of polyhaloarenes using mechanochemistry; for details, see: H. Chen, J. Fan, Y. Fu, C.-L. Do-Thanh, X. Suo, T. Wang, I. Popovs, D.-E. Jiang, Y. Yuan, Z. Yang and S. Dai, *Adv. Mater.*, 2021, **33**, 2008685.
- 12 P. Gao, J. Jiang, S. Maeda, K. Kubota and H. Ito, *Angew. Chem., Int. Ed.*, 2022, e202207118.
- 13 W. I. Nicholson, J. L. Howard, G. Magri, A. C. Seastram, A. Khan, R. R. A. Bolt, L. C. Morrill, E. Richards and D. L. Browne, *Angew. Chem., Int. Ed.*, 2021, **60**, 23128–23133.
- 14 R. Fischer, H. Görls, M. Friedrich and M. Westerhausen, *J. Organomet. Chem.*, 2009, **694**, 1107–1111.
- 15 C. J. O'Brien, E. A. B. Kantchev, C. Valente, N. Hadei, G. A. Chass, A. Lough, A. C. Hopkinson and M. G. Organ, *Chem.–Eur. J.*, 2006, **12**, 4743–4748.
- 16 (a) G. Cahiez and S. Marquais, *Tetrahedron Lett.*, 1996, **37**, 1773–1776; (b) A. Leleu, Y. Fort and R. Schneider, *Adv. Synth. Catal.*, 2006, **348**, 1086–1092.
- 17 T. Seo, N. Toyoshima, K. Kubota and H. Ito, *J. Am. Chem. Soc.*, 2021, **143**, 6165–6175.

