



Cite this: *Dalton Trans.*, 2021, **50**, 12748

Received 18th June 2021,  
Accepted 18th July 2021

DOI: 10.1039/d1dt02035h

rs.c.li/dalton

## Insights into the past and future of Janus-di-N-heterocyclic carbenes

Macarena Poyatos and Eduardo Peris \*

Janus di-N-heterocyclic carbene (NHC) ligands are a subclass of poly-NHCs that feature coordination to two transition metals in a facially opposed manner. The combination of the structural features of Janus type ligands, with the properties conferred by the NHC ligands, has conferred Janus-di-NHCs with privileged attributes for their use in diverse areas of research, such as homogeneous catalysis, materials chemistry and supramolecular chemistry. In molecular chemistry, Janus di-NHCs constitute one of the most useful chemical platforms for constructing dimetallic structures, and this includes both homo- and hetero-dimetallic compounds. This review aims to cover the most relevant advances in the use of Janus-di-NHCs during the last 15 years, by classifying them according to their specific structural features.

### A. Introduction

During the past three decades, N-heterocyclic carbene ligands (NHCs) have provided a new dimension to the design of new organometallic complexes with applications that already transcend their well-recognized success in homogeneous catalysis,<sup>1</sup> and now cover fields such as supramolecular chemistry,<sup>2</sup> materials chemistry<sup>3</sup> or biomedicine.<sup>4</sup> The development of new modular scaffolds for linking transition metals is crucial for expanding the boundaries of these scientific areas. In fact, most of the success of NHCs resides in the limitless access to a variety of topologies with properties that can be adapted to the particular requirements needed for achieving specific applications. This adaptability, or tunability, of NHCs made us recently refer to them as SMART ligands,<sup>1a</sup> as a way to highlight their ability to adapt to new times and needs for novel reactivities.

Among NHCs, poly-NHCs have attracted a great share of attention because they allow the preparation of metal complexes with a large variety of architectures,<sup>5</sup> which may result from bischelating, pincer, tripodal or bridging coordination modes. Di-NHC ligands featuring geometrically isolated carbenes bound by rigid systems constitute a very interesting subclass of poly-NHCs because they can give access to structurally dynamic homopolymers,<sup>6</sup> metallosupramolecular architectures,<sup>2</sup> or dimetallic catalysts that may show enhanced properties compared to their monometallic analogues.<sup>7</sup> Di-NHC ligands that can feature coordination to two transition metals in a facially opposed manner are referred to as *Janus-di-NHCs*,

due to their analogy to the roman god Janus, usually depicted as having two faces looking in opposite directions, one looking to the future and the other looking to the past (Fig. 1). Although the term *Janus* in molecular chemistry was first used to refer to '*Janus molecules*' (or *Janus-head molecules*) in 1990,<sup>8</sup> it was not until 2002 that it was specifically used to refer to facially opposed ditopic ligands.<sup>9</sup>

The purpose of this review is to describe all types of Janus di-NHCs ligands, by considering their distinctive constitutional features, their coordination abilities and their most relevant applications. Considering their different geometrical and constitutional features, we have classified the types of Janus-di-NHCs as follows: (i) Janus-di-NHCs formed by a single heterocyclic ring, or N-heterocyclic-di-carbenes (NHCs), (ii) di-carbenes with polycyclic aromatic hydrocarbon spacers, (iii) di-carbenes connected by 'single' C–C bonds, (iv) di-carbenes linked by fused non-aromatic cycles, and (v) di-carbenes fused to metalloporphyrins.

The review will also cover some rigid ditopic di-NHC ligands that do not strictly facilitate a facially opposed coordi-



Fig. 1 Schematic representation of Janus-di-NHCs.

Institute of Advanced Materials (INAM), Universitat Jaume I, Av. Vicente Sos Baynat s/n, Castellón, E-1271, Spain. E-mail: eperis@uji.es; [http://www.twitter.com/Peris\\_gomcat](http://www.twitter.com/Peris_gomcat)

nation, but do facilitate the coordination of two metals in a 'quasi'-directionally opposed manner. The structural features of these special types of Janus ligands will be conveniently discussed as they appear along the text.

## B. Janus di-NHCs based on a single heterocyclic ring: N-heterocyclic di-carbenes (NHDCs)

N-Heterocyclic-di-carbenes (NHDCs) are di-NHCs based on a single N-heterocyclic ring. The first described Janus di-NHC ligand was 1,2,4-triazol-3,5-diylidene published by Bertrand and co-workers in 1997.<sup>10</sup> This NHDC (which we eventually called *ditz*) was first coordinated to silver yielding a one-dimensional polymeric compound that was fully characterized, including its single crystal X-ray diffraction structure. In 2007, we were able to obtain discrete dimetallic complexes of



**Scheme 1** First discrete homo- and heterodimetallic complexes based on a triazole-di-ylidene (*ditz*) ligand.


rhodium and iridium based on *ditz* (**2a** and **2b** in Scheme 1) and even described the preparation of the first hetero-dimetallic di-NHC complex by the sequential deprotonation of the starting trimethyl triazolium dication salt (**1**) and subsequent coordination to iridium(III) and rhodium(I) (Scheme 1).<sup>11</sup>



**Macarena Poyatos**

*Macarena Poyatos graduated in chemistry in 2001 from Jaume I University (Castelló-Spain). She received her Ph.D. Degree with honors (2005) from Jaume I University, under the supervision of Prof. Eduardo Peris. She then moved to Strasbourg as a post-doctoral fellow and worked on the synthesis and coordination of chiral oxazoline-based ligands and asymmetric catalysis, under the supervision of Prof. Lutz H. Gade and Dr. Stéphane*

*Bellemin-Laponnaz. In 2006, she joined Bob Crabtree's group at Yale University, where she stayed for two years, working on the use of organic liquids for hydrogen storage and the design of new NHC ligands. In 2008, she returned to Jaume I University with the 'Juan de la Cierva' program (2008–2010). She was awarded a 'Ramón y Cajal' contract in 2010 (2010–2015). Since Oct. 2019, she is an Associate Professor at Jaume I University. She has worked on the design of new N-heterocyclic carbene ligands with different topologies for the preparation of homogeneous catalysts and luminescent materials. She has published over 65 research articles and four book chapters. She is currently the vice-director of the Institute of Advanced Materials (INAM) at the University Jaume I.*



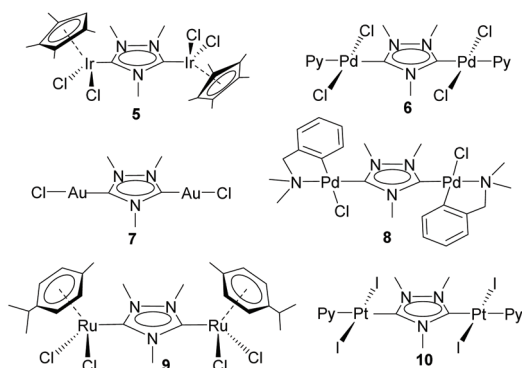
**Eduardo Peris**

*Eduardo Peris graduated in chemistry in 1988 from the University of Valencia. He received his Ph.D. degree in chemistry (1991) from the Universidad de Valencia, which he performed under the supervision of Prof. Pascual Lahuerta. In 1994 he joined Bob Crabtree's group at Yale University, where he stayed for two years, working on a research project regarding the determination of hydrogen bonding to metal hydrides (dihydrogen bond).*

*In October 1995 he moved to the Universitat Jaume I (Castellón-Spain) where he is a Professor of inorganic chemistry. Over the last 10 years, Eduardo Peris has directed special attention to the design of heterobimetallic catalysts for tandem catalytic reactions, in which each metal mediated a mechanistically distinct reaction. Most recently, Eduardo Peris has developed poly-NHC-based supramolecular systems for the recognition of small polycyclic aromatic hydrocarbons (PAHs) and for the study of homogeneously catalysed processes in confined spaces. This includes the preparation of molecular squares, rectangles and related two- and three-dimensional assemblies for the recognition of organic substrates (guests) and for catalysis. In the period 2007–2010 Eduardo Peris was a member of the Advisory Board of ACS-Organometallics. From 2014 to 2018 he served as President of the Spanish Organometallic Chemistry Division (GEQO), at the Spanish Royal Society of Chemistry (RSEQ). In 2012, he was awarded the 'Spanish Royal Society of Chemistry' (RSEQ) award in the field of Inorganic Chemistry Research. In 2019, he received the Humboldt Research Award. In 2021 he received the Rafael Usón Medal from the Organometallic Chemistry Division (GEQO) of the RSEQ.*

This study opened the door to the preparation of a large series of homo- and heterodimetallic complexes based on the *ditz* ligand, with metals of the platinum group and gold. In this regard, during the following years, the *ditz* ligand showed great coordination versatility, and allowed the preparation of homo-dimetallic complexes of iridium,<sup>11,12</sup> rhodium,<sup>11</sup> ruthenium,<sup>13</sup> palladium,<sup>14</sup> platinum<sup>15</sup> and gold,<sup>16</sup> some of which are depicted in Scheme 2. This di-NHC ligand established a metal-to-metal separation of *ca.* 7 Å. The hetero-dimetallic compounds obtained included complexes of Ir/Rh,<sup>11,12</sup> Ir/Pd,<sup>17</sup> Ir/Pt,<sup>15</sup> Ir/Au<sup>16</sup> and Ru/Pd,<sup>18</sup> as those shown in Scheme 3. It was thought that the study of these complexes as homogeneous catalysts would provide insights into the possible catalytic cooperativity between the two metals comprised in the dimetallic unit.

Probably, one of the most interesting features of the heterodimetallic complexes shown in Scheme 3, is their ability to catalyse tandem processes by mediating two fundamentally different reactions, a feature that was described in detail in a previous review article.<sup>7</sup> Here, we will refer briefly to some relevant examples. For instance, the Ir/Pd complexes **13** and **14** were very active in the dehalogenation/transfer hydrogenation



Scheme 2 Some homodimetallic complexes obtained with the *ditz* ligand.

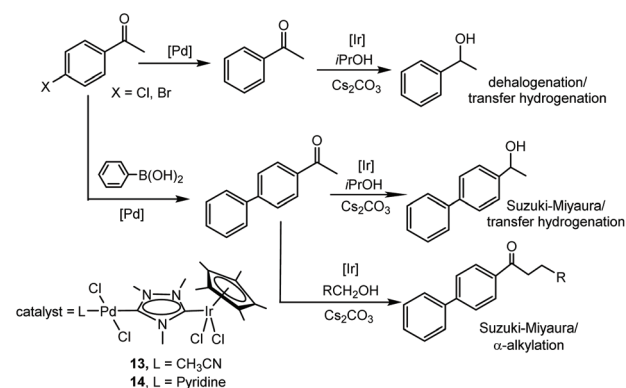


Scheme 3 Heterodimetallic complexes obtained with the *ditz* ligand.

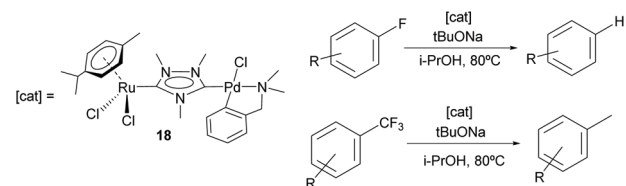
of haloacetophenones, in the Suzuki–Miyaura coupling/transfer hydrogenation to afford biphenylated secondary alcohols, and in the Suzuki–Miyaura coupling/ $\alpha$ -alkylation of haloacetophenones to yield biphenylated-alkylated ketones, as shown in Scheme 4.<sup>17a</sup> Interestingly, equimolar mixtures of the homodimetallic complexes **5** and **6**, were much less efficient in all these three reactions, therefore strongly suggesting the positive cooperation of the Ir and Pd catalytic partners in the heterometallic complexes.

Additionally, the Ru/Pd complex **18** was very efficient in the hydrodefluorination of a wide variety of fluoroarenes and trifluorotoluenes, affording quantitative yields in very short reaction times, and very mild reaction conditions (iPrOH, 80 °C), as shown in Scheme 5.<sup>18b</sup> In this reaction, the palladium unit cleaves the C–F bond, while the ruthenium part of the catalyst facilitates the reductive step of the reaction, by transfer hydrogenation using a secondary alcohol and a base. Complex **18** is one of the most efficient catalysts for this type of reaction.<sup>19</sup> Again, the activity shown by an equimolar mixture of the homodimetallic complexes (**8** and **9**), was far less efficient than that shown by **18**, thus adding support to the idea of the catalytic cooperativity between the two vicinal metals in **18**.<sup>18b</sup>

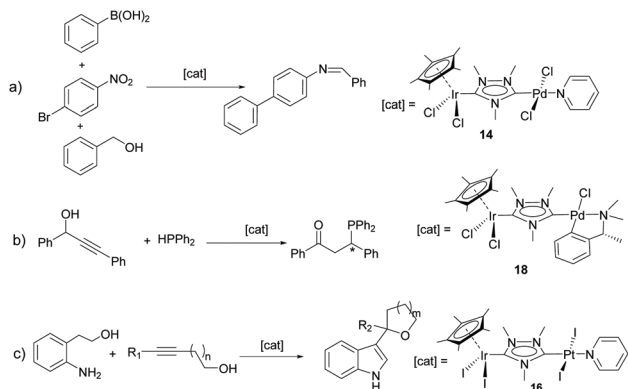
Other interesting examples of tandem catalytic reactions facilitated by the heterodimetallic complexes shown in Scheme 3 are the synthesis of diphenyl imines by the direct reaction between phenyl boronic acid, nitroarenes and primary alcohols catalyzed by **14** (Scheme 6a),<sup>17b</sup> the isomerization followed by the asymmetric hydrophosphination of 1,3-diphenyl-



Scheme 4 Some selected tandem reactions catalyzed by heterodimetallic Ir/Pd complexes **13** and **14**.



Scheme 5 Hydrodefluorination of fluoroarenes and fluorotoluenes mediated by Ru/Pd complex **18**.



**Scheme 6** Several tandem processes mediated by **14**, **18** and **16**.

propargyl alcohol catalysed by **18** (Scheme 6b),<sup>17c</sup> and the oxidative cyclization of an amino alcohol to form a molecule of indole, which is subsequently added to the unsaturated bond of an enol ether formed by the cycloisomerization of an alkynyl alcohol (Scheme 6c), a process mediated by Ir/Pt complex **16**.<sup>15</sup>

The analysis of the electronic properties of the triazole-diylidene ligand *ditz*, was performed independently using cyclic voltammetry (CV) and DFT studies. The CV studies revealed that the metal-to-metal electronic communication on dimetallic complexes bridged by the *ditz* ligand is weak,<sup>18a</sup> although stronger than the couplings displayed by dimetallic complexes linked by other larger Janus-di-NHCs.<sup>3d,20</sup> The electron-donating properties of the ligand were determined by DFT studies by considering that one of the edges of the ligand is coordinated to Ni(CO)<sub>3</sub>, while the other end is coordinated to different transition metals. The study showed that the Tolman electronic parameter (TEP) of *ditz* is strongly dependent on the nature of the metal bound to the ligand, and may vary as much as  $\Delta(\text{TEP}) = 7.5 \text{ cm}^{-1}$ , thus exemplifying a way to quantify the metal-to-metal coupling for *ditz*-bound heterometallic complexes.<sup>21</sup>

Also using a five-member heterocyclic ring, in 2006 Arnold and co-workers reported the preparation of potassium/lanthanide complexes bridged by an anionic imidazolyl-di-ylidene (NHDC, **19** in Scheme 7) exhibiting normal and abnormal

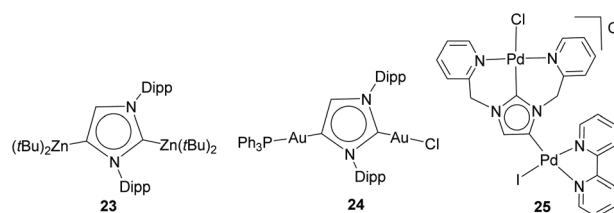


**Scheme 7** Early examples of anionic ditopic N-heterocyclic di-carbenes (NHDC).

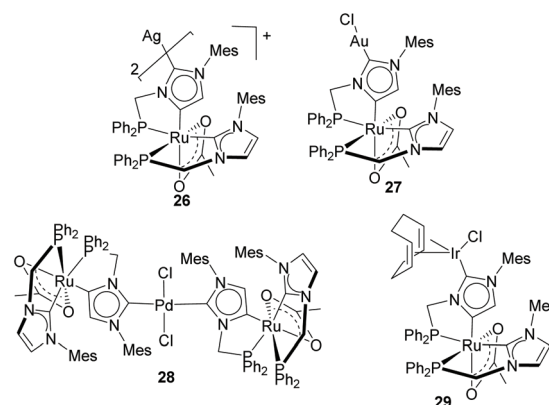
coordination modes.<sup>22</sup> In 2010, Robinson and co-workers reported the preparation of lithium–NHDC polymeric compound **21** from the reaction of imidazolylidene **20** with *n*BuLi in hexane at room temperature.<sup>23</sup> The dicarbene character of **21** was unambiguously demonstrated by the formation of group 13 Lewis acid adducts, such as **22**.

These two seminal studies describing the use of imidazole-based NHDCs were followed by a series of studies in which a series of anionic dicarbene complexes of main group elements were described, and a series of review articles were published on this topic.<sup>24</sup> With regard to transition metals, by using the same anionic imidazol-di-ylidene scaffold, a series of dimetallic complexes of Zn(II),<sup>25</sup> Au,<sup>25b</sup> and Pd<sup>26</sup> were described (Scheme 8).

Baratta and Kühn used the same type of imidazole-based NHDCs for the preparation of several heterodimetallic complexes combining Ru(II) with Ag(I),<sup>27</sup> Au(I),<sup>27</sup> Pd(II)<sup>28</sup> and Ir(I),<sup>29</sup> as the ones depicted in Scheme 9. All these complexes were obtained starting from a cationic Ru(II) complex bearing a chelating phosphine-*a*NHC ligand. The C2–H deprotonation of one of the *a*NHC moieties facilitates the coordination of the second metal unit. Ru/Pd complex **28** was tested in the tandem Suzuki–Miyaura/transfer hydrogenation of bromoacetophenones and boronic acids to form biphenyl alcohols, where it proved to be more active than the combination of the related monometallic species.<sup>28</sup> The same authors also performed detailed electrochemical studies and showed how the Ru(II)/Ru(III) redox potential is sensitive to changes produced on the



**Scheme 8** Three examples of NHDC-based dimetallic complexes of Zn, Au and Pd.



**Scheme 9** NHDC-based heterodimetallic complexes.

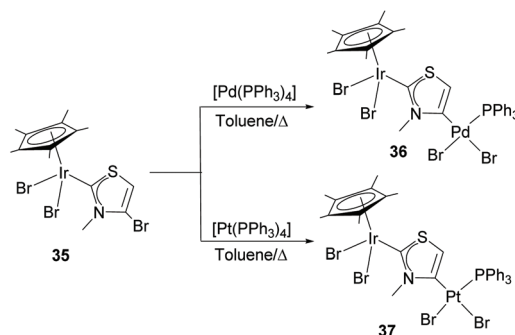


nature of the metal unit bound to the *normal* edge of the NHDC ligand, thus suggesting that the metals are electronically coupled along the  $\pi$ -system of the heterocyclic ligand.<sup>29</sup>

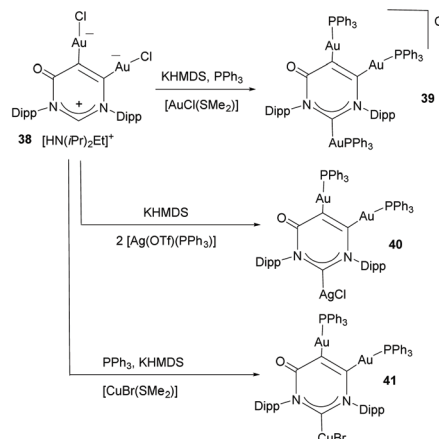
In a more recent contribution, Luga, César and Vayaev, described the preparation of a series of dimetallic complexes of Fe and Mn/Fe, from the stepwise metalation of IMes (IMes = 1,3-bis(2,4,6-trimethylphenyl)-2*H*-imidazol-2-ylidene), as shown in Scheme 10.<sup>30</sup> The characterization of the Mn/Li heterodimetallic complex **31** had been described by the same authors in a previous study.<sup>31</sup> The authors demonstrated that the electron-donating properties of both the normal and abnormal edges of the NHDC are increased by the metalation at the C4 and C2 positions. This observation is explained as a consequence of the simultaneous increase of the  $\sigma$ -donation and decrease of the  $\pi$ -back donation of the two carbenic sides, although the effect is more pronounced for the abnormal carbenic part. The authors also tested dimetallic Fe complex **34** in the hydrosilylation of ketones, where it proved to be more active than the related monometallic complexes of Fe bound to normal and abnormal (**33**) IMes.<sup>30</sup>

In a very recent report, Hahn and co-workers described the preparation of heterobimetallic complexes through the 2,4-metallation of a bromo-substituted thiazolium salt. The complexes were prepared by the initial reaction of the bromo-thiazolium salt with Ag<sub>2</sub>O followed by a reaction with [IrCp\*Br<sub>2</sub>]<sub>2</sub> to give monometallic complex **35**.<sup>32</sup> The presence of the C–Br bond at the NHC ligand of **35** allowed subsequent C–Br oxidative addition to [M(PPh<sub>3</sub>)<sub>4</sub>] (M = Pd or Pt) to give heterodimetallic complexes **36** and **37** bound by what can be regarded as an anionic thiazole-di-ylidene ligand, as shown in Scheme 11.

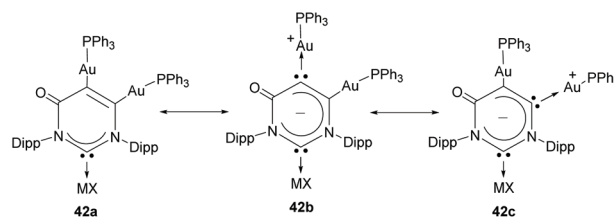
Janus di-NHCs based on six-membered heterocycles have also been described in the recent literature. In 2018, Zhang and co-workers described a tritopic carbanionic NHC bound to coinage metals.<sup>33</sup> The complexes were obtained by deprotonation of a ditopic NHC digold complex (**38**), as shown in Scheme 12. The carbene character of the donor groups in this tritopic NHDC was established on the grounds of structural, spectroscopic and computational analysis. In this regard, the authors demonstrated that from the three possible mesomeric structures shown in Scheme 13, those showing the di-NHC



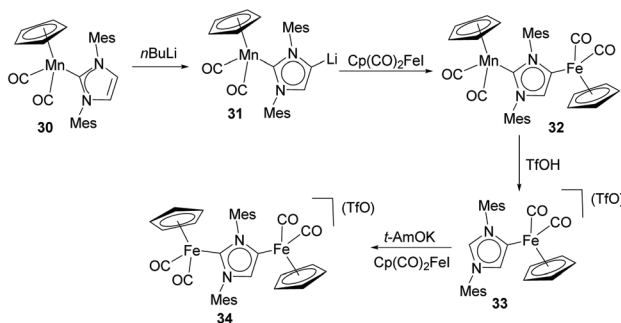
**Scheme 11** Heterobimetallic complexes bound by an anionic thiazole-di-ylidene.



**Scheme 12** Three tritopic NHC homo- and heterometallic di-carbenes based on a six-membered ring.



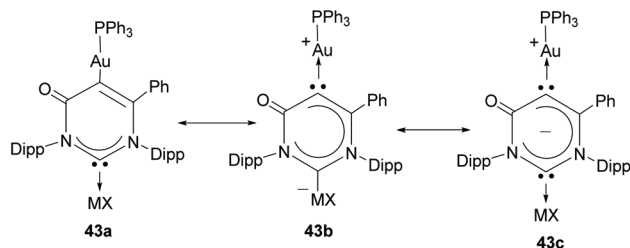
**Scheme 13** Three mesomeric structures of a six-membered tritopic NHC.



**Scheme 10** Stepwise formation of Mn/Fe and di-Fe NHDC-based complexes from IMes.

character of the complex (**42b** and **42c**) are the major contributing resonance species.<sup>33</sup>

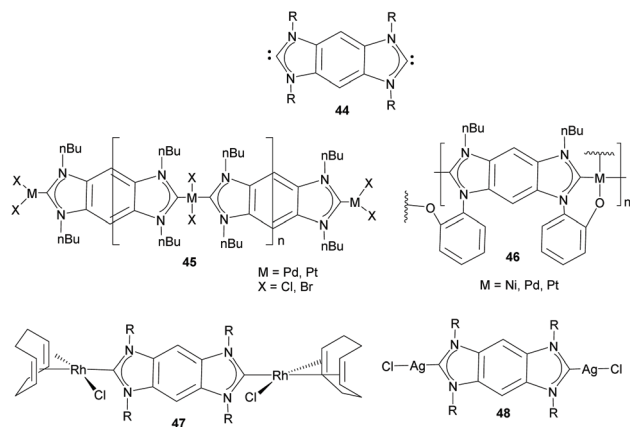
In a more recent contribution, the same authors described a six-membered Janus ditopic NHC that was used for the preparation of a digold complex, and a heterometallic complex of Au/Ag.<sup>34</sup> Although this type of Janus ligand can be viewed formally as a di-carbene (see mesomeric structure **43c** in Scheme 14), the authors demonstrated that mesomeric structure **43a**, featuring the mono-carbene nature of the ligand, is the major contributing resonance structure; therefore this ditopic six-membered NHC is not really a part of the group of Janus-di-NHCs, but is closely related to them.



Scheme 14 Three mesomeric structures of a six-membered ditopic NHC.

## C. Janus di-NHCs with fused polycyclic aromatic hydrocarbon spacers

Di-NHCs bound by fused polyconjugated hydrocarbons constitute the largest group of Janus di-NHC ligands. Fused polycyclic aromatic hydrocarbons confer rigidity to the di-NHC ligand, and open up for electronic delocalization between each carbene moiety, and consequently, between the metals bound to the two edges of the di-NHC ligand. The first of such a type of Janus-di-NHC described, and undoubtedly the one that has been used more widely, is the benzo-fused-di-NHC motif **44** that was described by Bielawski and co-workers in 2005 (Scheme 15).<sup>35</sup> This di-carbene scaffold was first used for the synthesis of organometallic polymers of Pd, Pt and Ni, as shown in Scheme 15.<sup>35,36</sup> These seminal studies constituted elegant examples of the rational preparation of main-chain organometallic polymers, in which transition metals and linear organic ligands constitute the primary components of the backbone of the polymers,<sup>37</sup> a structural feature that can be translated into interesting physical, electronic, optical and catalytic properties. An interesting feature of polymer **45** ( $M = \text{Pd}$ ,  $X = \text{Br}$ ), is that it was utilized by Karimi and co-workers as a reusable self-supported catalyst for the Suzuki–Miyaura coupling of even unactivated aryl chlorides and fluorides in water.<sup>38</sup>

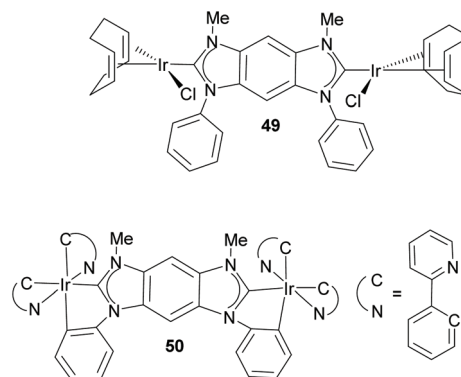


Scheme 15 Benzo-bis-imidazolylidene and some related main chain organometallic polymers and discrete dimetallic complexes.

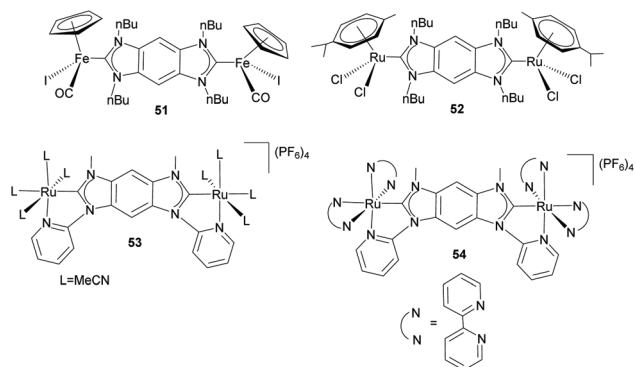
The same authors were able to make this type of palladium polymer water-soluble by replacing the N-wingtips with triethylene glycol chains. This maintained its catalytic activity in the Suzuki–Miyaura coupling while increasing its recyclability properties.<sup>39</sup>

Bielawski and co-workers also described the first discrete homobimetallic complexes based on benzo-fused-di-NHC **44**. These were di-rhodium and di-silver complexes **47** and **48** shown in Scheme 15.<sup>40</sup> The ligand established a metal-to-metal separation of 10.5 Å. The electronic communication between the metals bound to **44** was also investigated by Bielawski and co-workers using the di-iridium complexes **49** and **50** (Scheme 16).<sup>20b</sup> The electrochemical studies on **49** demonstrated that the oxidation of one of the Ir(I) units had an influence on the oxidation of the other iridium center ( $\Delta E_{1/2} \approx 60$  mV). However, this electrochemical coupling was not observed for the di-iridium(III) complex **50**, probably due to a less effective NHC–M orbital overlap in **50** than in **49**. The electronic communication between the metals in **50** was also studied by means of its luminescence properties, which showed that the emission profile of **50** was superimposable with that of its monometallic analogue. This made the authors conclude that there was no communication between the metals bound by the di-NHC ligand.<sup>20b</sup>

Albrecht and co-workers also made detailed studies in order to determine the ability of benzo-bis-imidazolylidene ligand **44** to transfer electronic information between metal centers.<sup>41</sup> Their studies were first performed using di-Fe(II) and di-Ru(II) complexes **51** and **52**, depicted in Scheme 17. The cyclic voltammetry (CV) studies showed that, while the di-Fe(II) complex (**51**) showed two oxidations that are separated by  $\Delta E_{1/2} = 80$  mV, the di-Ru complex (**52**) did not show any measurable coupling between the two oxidation processes. The weak (for **51**) and negligible (for **52**) intermetallic coupling was initially attributed to a combination of the limited conjugation between the imidazolylidenes and the central arene fragment, and the weak orbital  $d_{\text{Metal}}-\pi_{\text{NHC}}$  overlap due to an unfavorable arrangement of the ligand plane and the metal coordination system that reduces the  $\pi$ -character of the  $M\text{--}C_{\text{NHC}}$  bond.<sup>20a,41</sup> Although these results seemed to indicate



Scheme 16 Benzo-bis-imidazolylidene complexes of di-iridium.

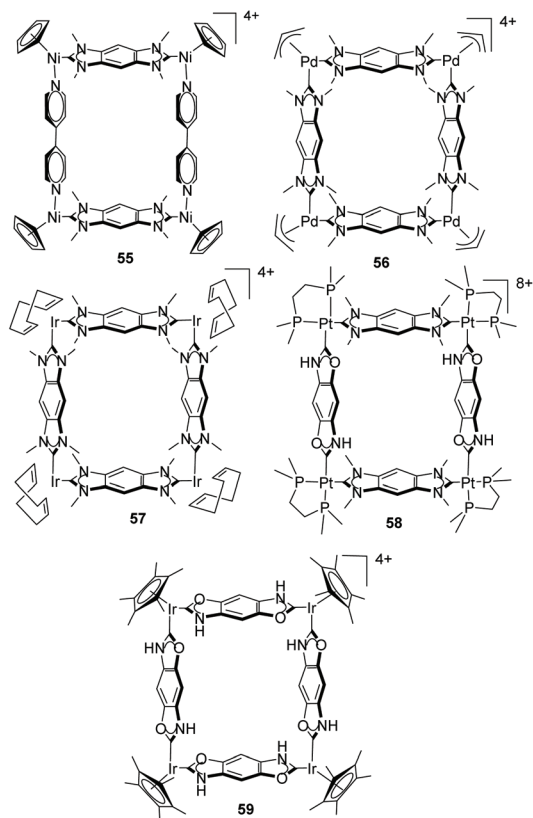


**Scheme 17** Benzo-bis-imidazolylidene complexes of Fe and Ru used for studying the metal-to-metal electronic communication.

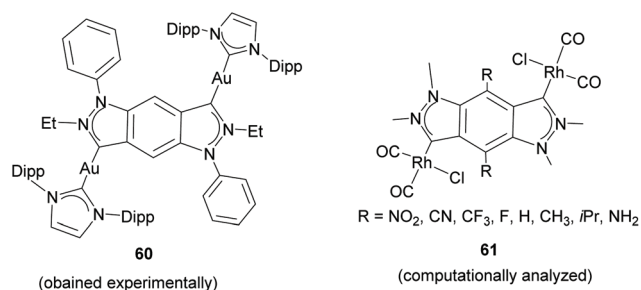
that the benzo-bis-imidazolylidene ligand is unsuitable for facilitating intermetallic communication, in 2013 the same research group demonstrated that by using rigidly planar chelating wingtip groups, this di-NHC ligand became effective for imparting electronic coupling between the two pseudo-octahedral ruthenium centers in **53** and **54** (Scheme 17).<sup>42</sup> CV studies on these complexes revealed couplings of 244 mV and 134 mV, for **53** and **54**, respectively. This was explained to be a consequence of the alignment of the metal  $4d$  and ligand  $\pi$  orbitals to facilitate an effective  $d_{\text{Metal}}-\pi_{\text{NHC}}$  overlap, thus demonstrating that the electronic communication is determined by the relative orientation of the metal center with respect to the ligand, and not due to the inherent properties of the di-NHC ligand.<sup>42</sup>

The benzo-bis-NHC ligand **44** has been demonstrated to be particularly useful for the construction of metallosupramolecular assemblies. Hahn and co-workers pioneered the introduction of organometallic chemistry in the field of metallosupramolecular chemistry by describing a series of metallosquares and metallorectangles of Pt,<sup>43</sup> Ni,<sup>44</sup> Ir,<sup>45</sup> Pd<sup>45b</sup> and Rh,<sup>45a</sup> some of which are displayed in Scheme 18. The structures of the palladium and iridium tetrametallic assemblies **56** and **57**, are based on four benzo-bis-imidazolylidene linkers, while nickel metallorectangle **55** combines two benzo-bis-imidazolylidenes with two 4,4'-dipyridines. Platinum metallosquare **58** is supported by two benzo-di-imidazolylidenes and two NH,O-substituted benzo-fused di-carbenes. Finally, metallosquare **59** is supported by four di(NH,O-NHC) ligands, which actually constitute another interesting example of Janus benzo-fused di-NHCs. The preparation of these NH,O-NHCs is performed using  $\beta$ -hydroxyphenyl isocyanides using suitable metal templates, a method developed by Hahn and co-workers.<sup>46</sup>

Related to these types of Janus di-NHCs, in 2016 the group of Breher described a benzo-fused di-pyrazolylidene and its coordination to gold (**60**, in Scheme 19).<sup>47</sup> The authors performed detailed experimental and computational studies (on Rh-based model complexes **61**) in order to determine the ability of the ligand to mediate electronic metal-to-metal communication, and concluded that this coupling is a direct func-



**Scheme 18** Some metallorectangles and metallosquares based on benzo-fused di-NHC ligands.



**Scheme 19** Dimetallic complexes with a benzo-fused bis-pyrazolylidene.

tion of the number of metal-ligand contacts, in line with the findings published by Albrecht and co-workers for Janus-bis-imidazolylidene **44**.<sup>42</sup> Although the benzo-bis-NHC ligand in **60** and **61** does not establish the coordination to the two metals strictly in a 'directionally opposed' manner, we consider it a close relative of the Janus-di-NHC family.

Together with the benzo-fused-di-NHCs mentioned above, a series of di-carbenes connected by polycyclic aromatic hydrocarbons (PAHs) were prepared and coordinated to a number of transition metals. This series of rigid and poly-conjugated Janus di-NHCs constitute a useful library of ligands that provide a suitable tool for modulating the metal-to-metal sep-

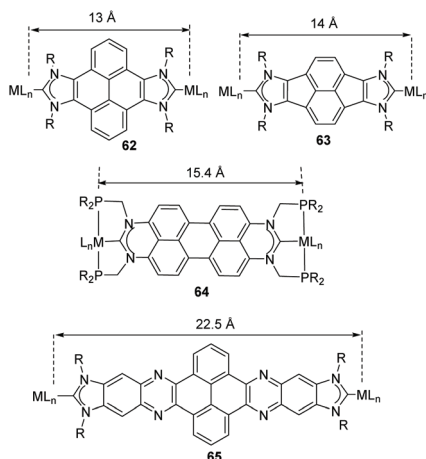
aration from the 7 Å established by the *ditz* ligand, to the 22.5 Å for quinoxalinophenanthrophenazine-connected di-NHC 65 (Scheme 20).

The first described PAH-connected di-NHC ligand among those shown in Scheme 20 was the pyracene-bis-imidazolyli-dene ligand in 62, which was obtained by us in collaboration with Alcarazo in 2012.<sup>20c</sup> This Janus-di-NHC was coordinated to Ir(I) and Rh(I) to afford complexes 66 and 67, which can be seen in Scheme 21. The CV analysis of iridium complex 67, revealed that the complex displays two Ir(I)/Ir(II) oxidation bands that are separated by 70 mV, therefore indicating that the two metals are weakly electronically connected. In 2013, we used the same ligand for the preparation of palladium complexes 68 and 69, which were tested as catalysts for the acylation of aryl halides with hydrocinnamaldehyde, and in the Suzuki–Miyaura coupling of aryl halides and aryl boronic acids.<sup>48</sup> The catalytic results showed that the presence of the second metal in the structure of the complexes is beneficial in terms of the catalytic outcomes, because both dimetallic cata-

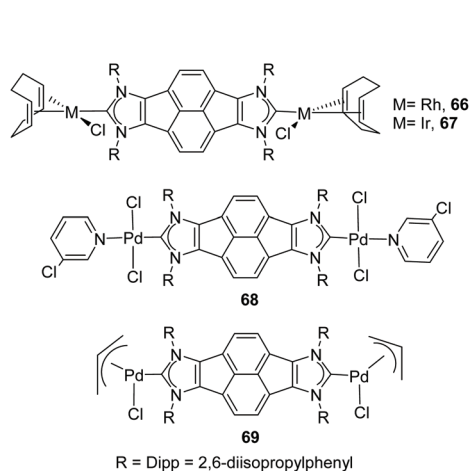
lysts displayed higher activities than related monometallic analogues.

Among all the PAH-connected Janus di-NHCs shown in Scheme 20, the di-NHC in 62 is the one that has given the largest number of complexes, with applications as catalysts, as luminescent materials and as supramolecular receptors. The first complexes obtained with this ligand were rhodium and iridium complexes 66 and 67 (Scheme 22) and their derived carbonylated compounds.<sup>49</sup> The CV analysis of these complexes revealed that the metals are essentially decoupled ( $\Delta E_{1/2} = 30$  mV). The same ligand was also used for the preparation of dimetallic complexes with interesting catalytic applications. For example, the di-ruthenium(II) complex 72, was very active in the arylation of arylpyridines with aryl halides, and in the hydroarylation of alkenes.<sup>50</sup> In fact, the sequential combination of these two reactions allowed the one-pot preparation of mixed arylated/alkylated arylpyridines (Scheme 22b), thus affording an effective method for the preparation of unsymmetrically substituted pyridines. Di-iridium(III) complex 73, showed very good catalytic activity in the  $\beta$ -alkylation of 1-phenyl methanol (Scheme 22c), and its activity was superior to that shown by an Ir(III) monometallic complex with virtually identical stereoelectronic properties, therefore suggesting that the two metals in 73 cooperate in the catalytic process. Dimetallic complex 73 was also found to be active in the H/D exchange of organic substrates such as THF or benzo[h]quinolone, even in the absence of external additives.<sup>51</sup>

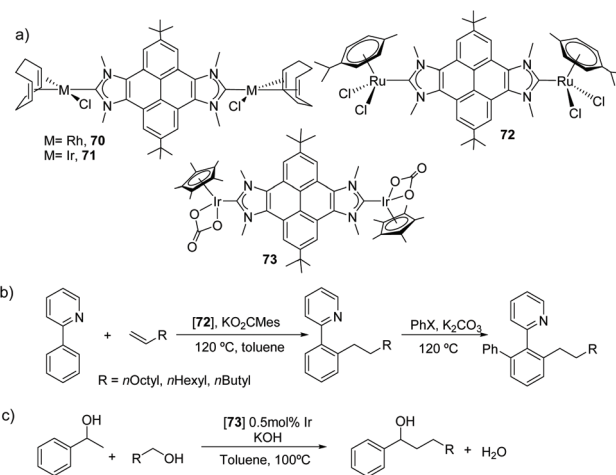
A very interesting feature of di-gold(I) complex 74 (Scheme 23), is that its catalytic activity is greatly influenced by the addition of  $\pi$ -stacking additives, such as pyrene or coronene.<sup>52</sup> The analysis of the binding between 74 and coronene showed that the two compounds associate with a constant of  $105$  M<sup>-1</sup> at room temperature in CDCl<sub>3</sub>. The dimetallic complex was tested in the hydroamination of phenylacetylenes, where it was observed that the addition of coronene to the reaction medium produced an enhancement in the activity of



Scheme 20 PAH-connected Janus di-NHCs.



Scheme 21 Some dimetallic complexes obtained from a pyracene-bis-imidazolyli-dene ligand.



Scheme 22 Three complexes with a pyrene-connected Janus di-NHC, and two examples of catalytic applications.





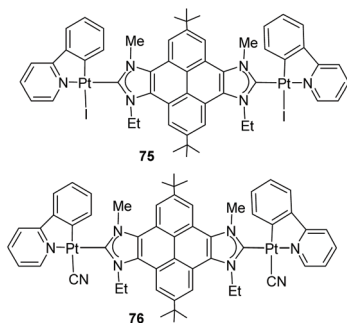
**Scheme 23** Association between the di-Au(I) complex **74** and coronene.

about 20–30% with respect to the reactions carried out in the absence of coronene.<sup>52</sup> These results were interpreted as an example of the influence of supramolecular interactions in the activity of a homogeneous catalyst when using ligands decorated with rigid polyaromatic moieties, in line with some recent findings by our group.<sup>1b</sup>

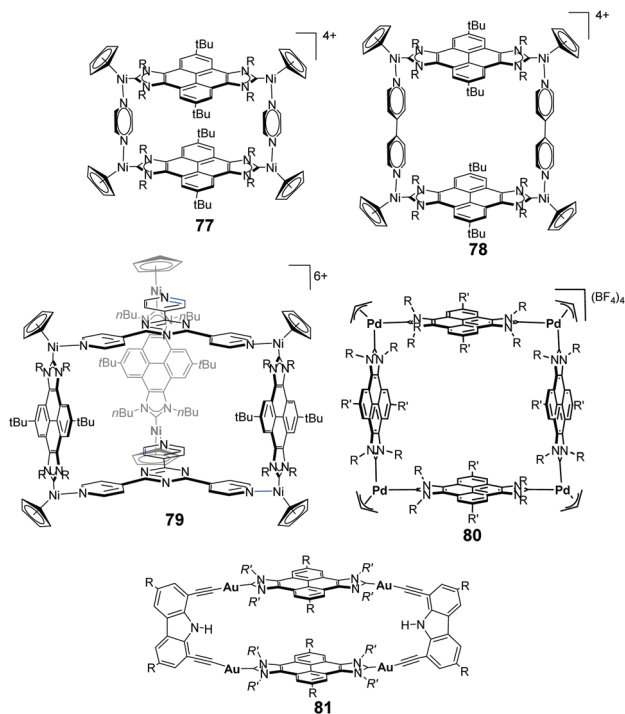
In 2015, we described a series of unsymmetrically N-substituted pyrene-bisimidazolium salts and their coordination to Pt(II) in order to evaluate their luminescence properties. It was observed that the emission of all bis-azole-based compounds was independent of their substitution patterns.<sup>53</sup> The bis-azolium salts showed pyrene-centered emissions in the range of 370–420 nm, and quantum yields between  $\Phi = 0.20$ –0.55. For platinum complexes **75** and **76** (Scheme 24) the quantum yield is significantly reduced ( $\Phi = 0.025$ ), because the coordination to Pt favors the relaxation *via* nonradiative decay processes.<sup>54</sup>

More recently, we described a family of dimetallic complexes in which a pyrene-based di-NHC connects two palladium centers that complete their coordination sphere with two (trans) bromide ligands and a benzimidazolylidene ligand. Hence, these complexes bear two types of NHCs differing in the size of the aromatic annulated backbone<sup>55</sup>

The pyrene-di-NHC ligand turned out to be a very useful synthon in the preparation of metallosupramolecular structures with metals such as nickel,<sup>56</sup> palladium<sup>57</sup> and gold<sup>58</sup> (Scheme 25). By using this Janus di-NHC ligand, two nickel-con-



**Scheme 24** Pyrene-di-NHC complexes of di-Pt(II) used in luminescence studies.



**Scheme 25** Metallosupramolecular assemblies obtained with a pyrene-di-NHC ligand.

joined metallorectangles were prepared, whose dimensions could be varied by either using pyrazine or 4,4'-bipyridine (**77** and **78** in Scheme 25).<sup>56b</sup> Both assemblies were used as hosts for polycyclic aromatic hydrocarbons (PAHs). The different dimensions of these two molecular rectangles furnished them with significant differences in their host:guest chemistry properties. The rectangle with pyrazine (**77**) was able to host only one molecule of the polyaromatic guest, while the one with bipyridine (**78**) was capable of hosting up to two guest molecules.

Hexa-nickel trigonal prism **79**, was obtained by combining the pyrene-di-NHC ligand with tri-pyridyl-pyrazine.<sup>56a</sup> This three-dimensional cage was used for the encapsulation of fullerenes C<sub>60</sub> and C<sub>70</sub>, showing larger affinity for the latter one. The encapsulation of the fullerenes was entropically driven, due to the desolvation of both the host and guest.

Tetra-palladium(II) metallo-square **80** showed interesting encapsulating properties that are clearly determined by the presence of the four flat pyrene moieties. This cage was able to encapsulate fullerenes C<sub>60</sub> and C<sub>70</sub>, and its shape and size is able to adapt to the size of the encapsulated fullerene.<sup>57c</sup> (Fig. 2).

An interesting feature of the host:guest adducts C<sub>60</sub>@**80** and C<sub>70</sub>@**80** is that they both behave as stable and efficient single oxygen photosensitizers.<sup>57b</sup> Their photosensitizing properties are explained due to the spin-converting properties of fullerenes. This property made C<sub>60</sub>@**80** and C<sub>70</sub>@**80** as excellent photocatalysts for the peroxidation of cyclic and acyclic alkenes.<sup>57b</sup>

The distance of 13 Å between opposite pyrene panels in **80** made this metallorectangle an optimum host for encapsulating three polyaromatic guests. In fact, it was observed that this

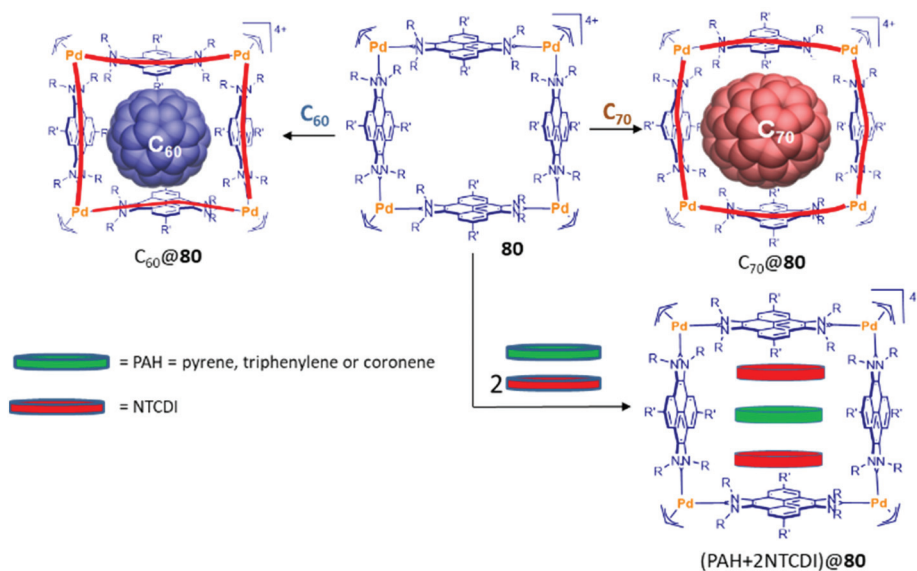


Fig. 2 Encapsulating properties of pyrene-di-NHC based cage **80**.

metallosquare is capable of encapsulating one molecule of an electron-rich polycyclic aromatic hydrocarbon (pyrene, triphenylene or coronene) and two molecules of the electron-deficient *N,N'*-dimethyl-naphthalenetetracarboxylic diimide (NTCDI), as shown in Fig. 2.<sup>57a</sup> The guest-induced distortions of this molecular host were recently unveiled using ion mobility mass spectrometry,<sup>57d</sup> showing that the cage is able to expand its cross collision section (CCS) by  $39 \text{ \AA}^2$  from its empty form to the host:guest adduct with the three guests in  $(NTCDI)_2(PAH)@80$  (Fig. 1).

Tetragold metallorectangle **81** shows very large association constants with planar PAHs in  $\text{CH}_2\text{Cl}_2$ . The binding affinities were found to increase exponentially with the number of  $\pi$ -electrons of the guest, ranging from  $1.39 < \log K < 6.64$ , for naphthalene through coronene.<sup>58</sup> These large binding affinities are a consequence of the effective face-to-face overlap between the surfaces of the guests and the pyrene panels of the host. In addition, the two cofacial pyrene panels are separated by a distance of  $7 \text{ \AA}$  (Fig. 3), therefore providing an excellent dimensional matching that facilitates the encapsulation which takes place at a minimum energy cost, due to the lack of structural distortions suffered by the host and guests.<sup>58</sup> Metallorectangle **81** is also able to encapsulate corannulene, although the binding affinity is significantly smaller than that shown by the related planar PAHs. This is explained as a consequence of the energy cost derived from the distortions experienced by both the host and guest upon encapsulation (the host is expanded while the corannulene molecule is significantly compressed, as depicted in Fig. 3), together with the lack of effective  $\pi$ - $\pi$ -stacking interactions over the convex surface of the guest in corannulene@**81**.<sup>58</sup> In a more recent study, metallorectangle **81** was used as a host for a series of polycyclic aromatic hydrocarbons substituted with functions capable of hydrogen bonding.<sup>59</sup> It was expected that these sub-



Fig. 3 Encapsulation properties of tetragold metallorectangle **81**.

stituents improved the binding affinities by establishing hydrogen bonding interactions with the N-H group of the carbazolyl linker. The study revealed that, while hydrogen bonding interactions were not observed, the presence of the substituents produced larger association constants due to peripheral dispersion interactions, therefore highlighting the fact that London interactions may contribute significantly to the binding affinities of host-guest chemistry complexes.<sup>59</sup>

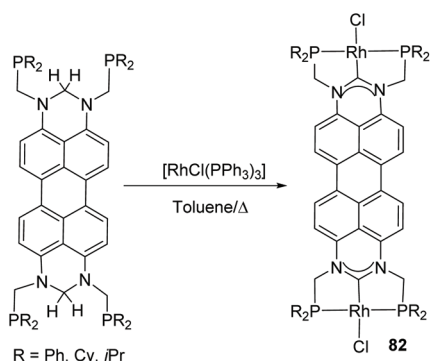
The perylene-connected Janus di-NHC ligand in **64** (Scheme 20), was described by Gade and co-workers in 2016.<sup>60</sup>

This facially opposed di-NHC constitutes an interesting example of a Janus-di-NHC ligand based on six-membered N-heterocyclic carbenes. The ligand was coordinated to Rh(I) directly by reaction of the isopropylphosphinomethyl-functionalized protoligand and [RhCl(PPh<sub>3</sub>)<sub>3</sub>], by a double geminal C–H activation that led to ditopic PCP pincer di-rhodium(I) complex **82** (Scheme 26). The authors performed studies on the photophysical properties of the protoligands and dirhodium complexes, and found that the latter were highly emissive (72% <  $\Phi$  < 86%), whereas the fluorescence of the dirhodium complexes is almost quenched.<sup>60</sup>

The quinoxalinophenanthrophenazine-connected di-NHC in **65** (Scheme 20) reported by us in 2015<sup>61</sup> is the largest PAH-connected Janus di-NHC described thus far. It establishes a metal-to-metal separation of 22.5 Å. This nanosized ligand was coordinated to iridium(I), affording complex **83**, which is depicted in Scheme 27. The computational analysis of the complex, based on the theoretical determination of the changes produced in the Tolman electronic parameter (TEP) upon changes in the coordination of the ligand, revealed that the metals are essentially electronically decoupled.<sup>61</sup>

## D. Janus di-NHCs connected by 'single' C–C bonds

Together with the types of Janus di-NHCs described above, Janus di-NHCs can be constructed using polyaromatic



**Scheme 26** Synthesis of a PCP-pincer perylene connected Janus-di-NHC.



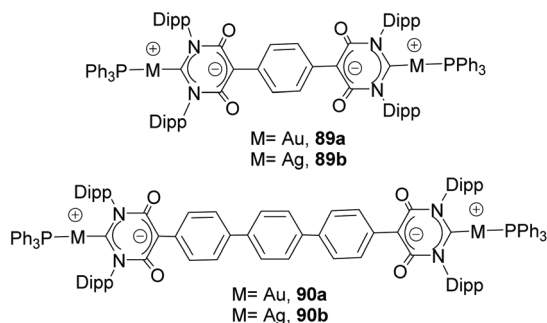
**Scheme 27** A nanosized Janus di-NHC ligand connected by quinoxalinophenanthrophenazine.

spacers connected by single C–C bonds. The first example of this type of Janus di-NHC was described by Bielawski and co-workers in 2005,<sup>35</sup> when they described a series of palladium-based discrete and polymeric compounds supported by a di-benzoimidazolyliene ligand. In these compounds, the di-NHC ligand is connected *via* a single C–C bond between the C5 positions of its imidazolyliene constituents (**84** and **85**, in Scheme 28). More recently, Valyaev and Lukan described a related Janus-di-imidazolyliene connected by the C4 positions, and were able to obtain the related homodimetallic and heterometallic complexes of dirhodium(I) (**86**), di-manganese(I) (**87**) and rhodium(I)/palladium(II) (**88**), respectively.<sup>62</sup> An interesting feature of this type of di-NHC ligand is that the two NHC moieties are coplanar, so that the  $\pi$ -systems are aligned and therefore the ligand allows metal-to-metal coupling, although it is weak. This electronic coupling was quantified by CV studies, which revealed two oxidation waves separated by  $\Delta E = 80$  and 91 mV for **86** and **87**, respectively.

Another interesting family of Janus-di-NHCs was designed by the group of Tapu, who in 2014 described a dianionic bis(maloNHC) and its coordination to silver and gold (**89**) to form the respective zwitterionic complexes (Scheme 29).<sup>63</sup> More recently, the same group described a related Janus dianionic bis(maloNHC), in which the two NHCs are connected by a *p*-terphenylene fragment.<sup>64</sup> This di-NHC ligand was coordinated to gold and silver (**90**), and established a metal-to-metal separation of 24.2 Å, the longest distance reported so far for a Janus di-NHC. Both, **89** and **90** are the extended ditopic versions of the previously reported (mono) malo-NHC ligand described by Cesar and co-workers in 2008.<sup>65</sup>



**Scheme 28** Complexes with Janus di-NHCs connected by single C–C bonds.



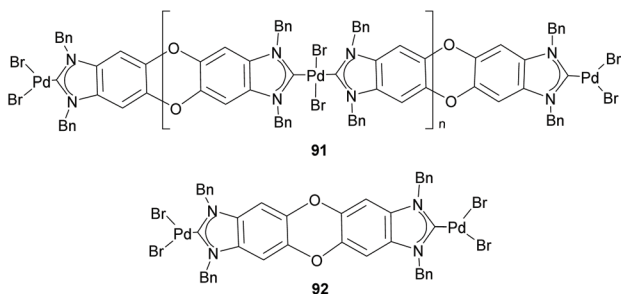
Scheme 29 Two examples of dianionic Janus di-NHCs.

## E. Janus di-NHCs linked by fused non-aromatic cycles

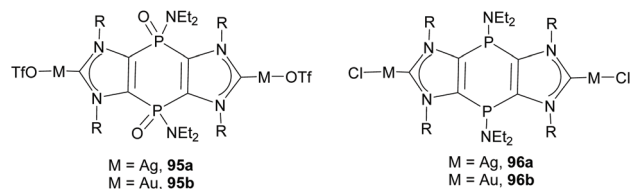
Among the discrete and polymeric complexes obtained by Bielawski and co-workers in 2005, **91** and **92** (Scheme 30), contain an interesting example of a Janus di-NHC in which the two imidazolylidenes are connected by a dibenzo-dioxin spacer.<sup>35</sup> In 2010, the same team of researchers, in collaboration with Sessler and co-workers, described a quinobis(imidazolylidene) ligand that was coordinated to rhodium and iridium (**93**).<sup>66</sup> The presence of the *p*-quinone spacer endows this Janus di-NHC ligand with interesting redox switchable properties. In fact, the one-electron reduction of the quinone moiety increases significantly the electron density of the metals, as observed by the decrease of the CO stretching frequencies of carbonyl complexes **94**, as depicted in Scheme 31.<sup>66</sup>

More recently, Nyulászi, Streubel and co-workers reported the synthesis of a phosphano-bridged di-NHC ligand that was coordinated to silver and gold. An interesting feature of this type of ligand is that it can have the phosphorous centers in two oxidation states (III and V).<sup>67</sup> This allowed the preparation of complexes with tricyclic P<sup>V/V</sup> and P<sup>III/III</sup>-bridged bis-imidazolylidenes, similar to complexes **95** and **96**, shown in Scheme 32.<sup>67b</sup>

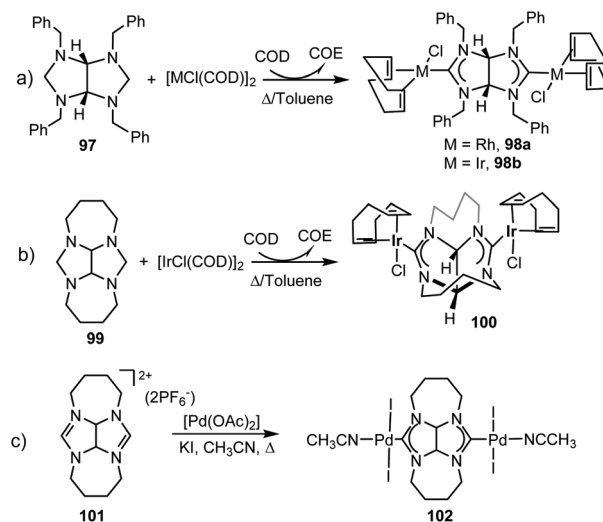
In 2011, we described the preparation of a series of di-iridium(I) and di-rhodium(I) complexes **98** and **100** with a back-to-back bis-imidazolylidene ligand (Scheme 33a and b).<sup>68</sup>



Scheme 30 Palladium complexes with a dibenzodioxin-bis-imidazolylidene ligand.

Scheme 31 Complexes of rhodium and iridium with a redox-switchable quinobis(imidazolylidene) ligand, and effect of the one-electron reduction on the  $\nu(\text{CO})$  of the carbonylated species.

Scheme 32 Di-silver and di-gold complexes with tricyclic P-bridged ligands.



Scheme 33 Different forms of coordinating a back-to-back bis-imidazolylidene ligand.

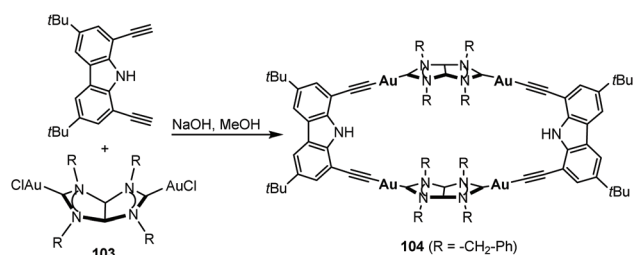
These di-NHC complexes were obtained by directly treating the neutral bis-imidazolylidene ligands (**97** or **99**) with  $[\text{MCl}(\text{COD})_2]$  (M = Rh, Ir). The coordination of the di-NHC ligand is produced by double C–H activation of the NCH<sub>2</sub>N group of the neutral N-heterocycle, with the concomitant reduction of 1,5-cyclooctadiene (COD) to cyclooctane (COE), as depicted in Scheme 33.<sup>68b</sup> The access to metals other than rhodium or iridium required the preparation of the corresponding bis-imidazolylidene salts, such as **101**, which could be deprotonated with a base to facilitate the coordination of the



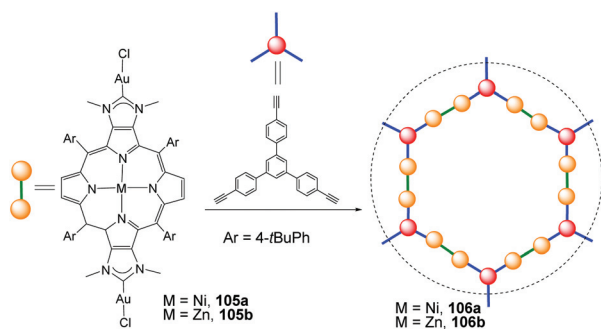
*in situ* generated di-NHC to metals such as palladium (**102**, Scheme 33c),<sup>68b</sup> and gold (**103**, Scheme 34).<sup>69</sup> A very interesting feature of this back-to-back bis-imidazolinylidene ligand, is that its rigid angular shape constitutes a very useful scaffold for the preparation of organometallic-based supramolecular assemblies, such as tetragold cyclophane **104**, displayed in Scheme 34.<sup>69</sup> Although the ligands in **98**, **100**, **102–104** do not strictly contain two NHC moieties in a directionally opposed manner (the angle between the two axes of coordination of the di-NHC ligand is in the range of 120–130°), we consider this ligand to be closely related to the family of Janus di-NHCs, and for this reason they are included in this section.

## F. Janus di-NHCs fused to metalloporphyrins

Over the last ten years, Richeter and co-workers have described a series of NHC ligands annulated to porphyrins.<sup>70</sup> These types of porphyrin-functionalized NHC are interesting because they may show proton-responsive properties,<sup>70c</sup> or they can modulate their electronic properties by changing the central metal of the porphyrin.<sup>70b</sup> In an extension of their research, in 2020 Richeter and co-workers described a Janus bis-NHC ligand fused to a series of porphyrins.<sup>71</sup> These were used for preparing discrete di-Au(I) complexes (**105**) and also two-dimensional main-chain organometallic polymers (**106**), as shown in Scheme 35. An interesting feature of one of the poly-



**Scheme 34** Synthesis of a metallo-cyclophane with a rigid bis-imidazolinylidene ligand.



**Scheme 35** Complexes and 2-D polymers obtained with a porphyrin-fused Janus di-NHC.

meric materials obtained (**106b**), is that it behaves as a heterogeneous photocatalyst for the production of singlet oxygen (<sup>1</sup>O<sub>2</sub>) upon irradiation with visible light.

## G. Conclusions and outlook

This revision intends to illustrate how Janus di-NHCs were initially regarded as mere laboratory curiosities and now have become useful tools with a multitude of applications across many different research fields. Janus di-NHCs constitute one of the most useful chemical platforms for constructing dimetallic structures. It was Malcolm Chisholm who said that ‘*anything a metal can do, two can do too –and it’s more fun*’,<sup>72</sup> to emphasize the many chemical and physical phenomena that can only be achieved with the participation of more than one metal atom. One of the most appealing aspects of Janus di-NHCs is the manner in which their properties can be modulated to match various specific applications. During the last 15 years we have witnessed how Janus di-NHCs have been utilized in diverse areas such as homogeneous catalysis, materials chemistry and supramolecular chemistry.

In the field of catalysis, the coordination versatility of NHCs has allowed the application of Janus-di-NHCs in a large number of organic transformations, among which, the application of hetero-di-metallic complexes for tandem processes has helped to develop greatly the number of complex sequential transformations that now can be performed in one-pot processes.<sup>7</sup> Also important is the number of Janus di-NHC that incorporate heteroatoms in their structures and that may have the potential for being applied for redox-switchable processes, a feature that has numerous applications in homogeneous catalysis.

Janus di-NHCs have boosted the development of the field of polymers, by providing convenient routes for the preparation of main chain organometallic polymers,<sup>3c,37b</sup> which integrate the physical and electronic properties of organic polymers with the electronic, optical and catalytic properties of organometallic complexes.

Janus di-NHCs have allowed the growth of supramolecular organometallic complexes (SOCs),<sup>2a</sup> with chemical and physical properties that are fundamentally different from those shown by traditional Werner-type supramolecular coordination complexes (SCCs). One of the major characteristics of the coordination self-assembly for the formation of Werner-type SCCs is kinetic reversibility, meaning that these assemblies are able to self-correct, and therefore the most stable thermodynamic products are the ones that are finally formed. The synthesis of SOCs formed by Janus di-NHCs is determined by the high stability of the NHC–M bond, and therefore coordination self-assembly yields the kinetic products. This also means that NHC-based supramolecular assemblies are remarkably stable, and can remain in solution for days without signs of decomposition. Although a number of di-NHCs have been used for the preparation of SOCs, the large variety of Janus di-NHCs that are now available make us think

that this area of research will develop rapidly in the incoming years.

As for the future, some remaining challenges are still waiting to be approached. For example, despite great efforts being made to construct Janus-di-NHCs that facilitate electronic communication between metals, this has not been accomplished so far. Facilitating effective electronic communication between the metals present in dimetallic structures built with Janus-di-NHCs may open a gate for the preparation of new materials with improved electro-photophysical properties. Efforts are also needed towards preparing Janus-di-NHCs that are able to bind transition metals in the chelate/pincer form. This should be especially interesting for facilitating the appropriate orientation between the NHC and metal orbitals for maximizing  $d_{\text{Metal}}-\pi_{\text{NHC}}$  overlap, so that electronic communication between metals through a  $\pi$ -delocalized system can be improved. Chelate or pincer-based Janus di-NHCs should also be particularly interesting for preparing more stable dimetallic structures that render – for example – catalysts that are able to withstand harsher reaction conditions.

Another very interesting potential application of Janus-di-NHCs is the stabilization of nanoparticles. Over the last few years many groups have used NHCs for stabilizing nanoparticles with interesting catalytic and photophysical applications but to the best of our knowledge, Janus-di-topic NHCs have not been used so far. In addition, NHCs have been used recently for stabilizing and improving the properties of surfaces and monolayers of gold<sup>73</sup> and silicon.<sup>74</sup> Preparing discrete or polymeric multi-layered systems connected by Janus-di-NHCs may bring the opportunity to obtain enhanced materials with very interesting electro-photophysical properties. Such materials would be composed of a set of monolayers with separations fixed by the length of the Janus-di-NHCs, and such separations could be modulated by – for example – using the library of Janus-di-NHCs with fused-polyaromatic linkers displayed in section C in this article. Janus di-NHCs are expected to be very useful for steering interfacial processes between layers. We expect that researchers in these fields are willing to approach this challenge, as we anticipate extremely interesting results.

It is our hope that this review article encourages future research to take up new synthetic challenges that widen the scope of applications of Janus di-NHCs.

## Conflicts of interest

There are no conflicts to declare.

## Acknowledgements

We gratefully acknowledge financial support from the Ministerio de Ciencia y Universidades (PGC2018-093382-B-I00) and the Universitat Jaume I (UJI-B2020-01 and UJI-B2018-46).

## Notes and references

- (a) E. Peris, *Chem. Rev.*, 2018, **118**, 9988–10031; (b) E. Peris, *Chem. Commun.*, 2016, **52**, 5777–5787; (c) M. N. Hopkinson, C. Richter, M. Schedler and F. Glorius, *Nature*, 2014, **510**, 485–496; (d) S. Diez-Gonzalez, N. Marion and S. P. Nolan, *Chem. Rev.*, 2009, **109**, 3612–3676; (e) P. de Fremont, N. Marion and S. P. Nolan, *Coord. Chem. Rev.*, 2009, **253**, 862–892; (f) N. Marion, S. Diez-Gonzalez and I. P. Nolan, *Angew. Chem., Int. Ed.*, 2007, **46**, 2988–3000; (g) W. A. Herrmann, *Angew. Chem., Int. Ed.*, 2002, **41**, 1291–1309.
- (a) S. Ibáñez, M. Poyatos and E. Peris, *Acc. Chem. Res.*, 2020, **53**, 1401–1413; (b) M. M. Gan, J. Q. Liu, L. Zhan, Y. Y. Wang, F. E. Hahn and Y. F. Han, *Chem. Rev.*, 2018, **118**, 9587–9641; (c) N. Sinha and F. E. Hahn, *Acc. Chem. Res.*, 2017, **50**, 2167–2184; (d) A. Pöthig and A. Casini, *Theranostics*, 2019, **9**, 3150–3169.
- (a) C. A. Smith, M. R. Narouz, P. A. Lummis, I. Singh, A. Nazemi, C. H. Li and C. M. Crudden, *Chem. Rev.*, 2019, **119**, 4986–5056; (b) B. C. Norris and C. W. Bielawski, *Macromolecules*, 2010, **43**, 3591–3593; (c) A. B. Powell, C. W. Bielawski and A. H. Cowley, *Comments Inorg. Chem.*, 2010, **31**, 75–82; (d) O. Schuster, L. Mercks and M. Albrecht, *Chimia*, 2010, **64**, 184–187.
- (a) S. Nayak and S. L. Gaonkar, *ChemMedChem*, 2021, **16**, 1360–1390; (b) Z. B. Yang, G. Z. Jiang, Z. R. Xu, S. Zhao and W. K. Liu, *Coord. Chem. Rev.*, 2020, **423**, 213492; (c) S. A. Patil, A. P. Hoagland, S. A. Patil and A. Bugarin, *Future Med. Chem.*, 2020, **12**, 2239–2275; (d) I. Ott, in *Medicinal Chemistry*, ed. P. J. Sadler and R. VanEldik, 2020, pp. 121–148; (e) W. K. Liu and R. Gust, *Coord. Chem. Rev.*, 2016, **329**, 191–213; (f) S. A. Patil, S. A. Patil, R. Patil, R. S. Keri, S. Budagumpi, G. R. Balakrishna and M. Tacke, *Future Med. Chem.*, 2015, **7**, 1305–1333.
- M. Poyatos, J. A. Mata and E. Peris, *Chem. Rev.*, 2009, **109**, 3677–3707.
- J. W. Kamplain and C. W. Bielawski, *Chem. Commun.*, 2006, 1727–1729.
- J. A. Mata, F. E. Hahn and E. Peris, *Chem. Sci.*, 2014, **5**, 1723–1732.
- M. Veith, *Chem. Rev.*, 1990, **90**, 3–16.
- F. Baier, Z. F. Fei, H. Gornitzka, A. Murso, S. Neufeld, M. Pfeiffer, I. Rudenauer, A. Steiner, T. Stey and D. Stalke, *J. Organomet. Chem.*, 2002, **661**, 111–127.
- (a) O. Guerret, S. Sole, H. Gornitzka, G. Trinquier and G. Bertrand, *J. Organomet. Chem.*, 2000, **600**, 112–117; (b) O. Guerret, S. Sole, H. Gornitzka, M. Teichert, G. Trinquier and G. Bertrand, *J. Am. Chem. Soc.*, 1997, **119**, 6668–6669.
- E. Mas-Marza, J. A. Mata and E. Peris, *Angew. Chem., Int. Ed.*, 2007, **46**, 3729–3731.
- A. Zanardi, R. Corberan, J. A. Mata and E. Peris, *Organometallics*, 2008, **27**, 3570–3576.
- M. Viciano, M. Sanau and E. Peris, *Organometallics*, 2007, **26**, 6050–6054.

- 14 (a) A. Zanardi, J. A. Mata and E. Peris, *Organometallics*, 2009, **28**, 4335–4339; (b) A. Zanardi, J. A. Mata and E. Peris, *Organometallics*, 2009, **28**, 1480–1483.
- 15 A. Zanardi, J. A. Mata and E. Peris, *Chem. – Eur. J.*, 2010, **16**, 13109–13115.
- 16 S. Sabater, J. A. Mata and E. Peris, *Chem. – Eur. J.*, 2012, **18**, 6380–6385.
- 17 (a) A. Zanardi, J. A. Mata and E. Peris, *J. Am. Chem. Soc.*, 2009, **131**, 14531–14537; (b) A. Zanardi, J. A. Mata and E. Peris, *Chem. – Eur. J.*, 2010, **16**, 10502–10506; (c) S. Sabater, J. A. Mata and E. Peris, *Eur. J. Inorg. Chem.*, 2013, 4764–4769.
- 18 (a) S. Sabater, J. A. Mata and E. Peris, *Organometallics*, 2012, **31**, 6450–6456; (b) S. Sabater, J. A. Mata and E. Peris, *Nat. Commun.*, 2013, **4**, 2553.
- 19 M. K. Whittlesey and E. Peris, *ACS Catal.*, 2014, **4**, 3152–3159.
- 20 (a) L. Mercs, A. Neels and M. Albrecht, *Dalton Trans.*, 2008, 5570–5576; (b) A. G. Tennyson, E. L. Rosen, M. S. Collins, V. M. Lynch and C. W. Bielawski, *Inorg. Chem.*, 2009, **48**, 6924–6933; (c) A. Prades, E. Peris and M. Alcarazo, *Organometallics*, 2012, **31**, 4623–4626.
- 21 D. G. Gusev and E. Peris, *Dalton Trans.*, 2013, **42**, 7359–7364.
- 22 P. L. Arnold and S. T. Liddle, *Organometallics*, 2006, **25**, 1485–1491.
- 23 Y. Wang, Y. Xie, M. Y. Abraham, P. Wei, H. F. Schaefer, P. V. Schleyer and G. H. Robinson, *J. Am. Chem. Soc.*, 2010, **132**, 14370–14372.
- 24 (a) R. S. Ghadwal, *Dalton Trans.*, 2016, **45**, 16081–16095; (b) A. Nasr, A. Winkler and M. Tamm, *Coord. Chem. Rev.*, 2016, **316**, 68–124.
- 25 (a) Y. Z. Wang, Y. M. Xie, M. Y. Abraham, R. J. Gilliard, P. R. Wei, C. F. Campana, H. F. Schaefer, P. V. Schleyer and G. H. Robinson, *Angew. Chem., Int. Ed.*, 2012, **51**, 10173–10176; (b) D. R. Armstrong, S. E. Baillie, V. L. Blair, N. G. Chabloz, J. Diez, J. Garcia-Alvarez, A. R. Kennedy, S. D. Robertson and E. Hevia, *Chem. Sci.*, 2013, **4**, 4259–4266.
- 26 (a) U. L. Scheele, S. Dechert and F. Meyer, *Chem. – Eur. J.*, 2008, **14**, 5112–5115; (b) A. Kruger, E. Kluser, H. Muller-Bunz, A. Neels and M. Albrecht, *Eur. J. Inorg. Chem.*, 2012, 1394–1402.
- 27 M. J. Bitzer, A. Pothig, C. Jandl, F. E. Kuhn and W. Baratta, *Dalton Trans.*, 2015, **44**, 11686–11689.
- 28 M. J. Bitzer, F. E. Kuhn and W. Baratta, *J. Catal.*, 2016, **338**, 222–226.
- 29 L. Pardatscher, M. J. Bitzer, C. Jandl, J. W. Kuck, R. M. Reich, F. E. Kuhn and W. Baratta, *Dalton Trans.*, 2019, **48**, 79–89.
- 30 A. A. Grineva, O. A. Filippov, Y. Canac, J. B. Sortais, S. E. Nefedov, N. Lugan, V. Cesar and D. A. Valyaev, *Inorg. Chem.*, 2021, **60**, 4015–4025.
- 31 A. A. Grineva, O. A. Filippov, S. E. Nefedov, N. Lugan, V. Cesar and D. A. Valyaev, *Organometallics*, 2019, **38**, 2330–2337.
- 32 S. Termühlen, L. F. B. Wilm, P. D. Dutschke, A. Hepp and F. E. Hahn, *Organometallics*, 2021, **40**, 1565–1570.
- 33 F. Zhang, X. M. Cao, J. W. Wang, J. J. Jiao, Y. M. Huang, M. Shi, P. Braunstein and J. Zhang, *Chem. Commun.*, 2018, **54**, 5736–5739.
- 34 Z. J. Hu, X. F. Ma, J. W. Wang, H. Wang, X. Y. Han, M. Shi and J. Zhang, *Organometallics*, 2019, **38**, 2132–2137.
- 35 A. J. Boydston, K. A. Williams and C. W. Bielawski, *J. Am. Chem. Soc.*, 2005, **127**, 12496–12497.
- 36 A. J. Boydston, J. D. Rice, M. D. Sanderson, O. L. Dykhno and C. W. Bielawski, *Organometallics*, 2006, **25**, 6087–6098.
- 37 (a) A. J. Boydston and C. W. Bielawski, *Dalton Trans.*, 2006, 4073–4077; (b) K. A. Williams, A. J. Boydston and C. W. Bielawski, *Chem. Soc. Rev.*, 2007, **36**, 729–744.
- 38 (a) B. Karimi and P. F. Akhavan, *Chem. Commun.*, 2009, 3750–3752; (b) B. Karimi and P. F. Akhavan, *Inorg. Chem.*, 2011, **50**, 6063–6072.
- 39 B. Karimi and P. F. Akhavan, *Chem. Commun.*, 2011, **47**, 7686–7688.
- 40 D. M. Khramov, A. J. Boydston and C. W. Bielawski, *Angew. Chem., Int. Ed.*, 2006, **45**, 6186–6189.
- 41 L. Mercs, G. Labat, A. Neels, A. Ehlers and M. Albrecht, *Organometallics*, 2006, **25**, 5648–5656.
- 42 M. Nussbaum, O. Schuster and M. Albrecht, *Chem. – Eur. J.*, 2013, **19**, 17517–17527.
- 43 M. Schmidtendorf, T. Pape and F. E. Hahn, *Angew. Chem., Int. Ed.*, 2012, **51**, 2195–2198.
- 44 (a) F. E. Hahn, C. Radloff, T. Pape and A. Hepp, *Organometallics*, 2008, **27**, 6408–6410; (b) C. Radloff, F. E. Hahn, T. Pape and R. Fröhlich, *Dalton Trans.*, 2009, 7215–7222.
- 45 (a) M. Schmidtendorf, C. S. to Brinke and F. E. Hahn, *J. Organomet. Chem.*, 2014, **751**, 620–627; (b) A. Sinha, F. Roelfes, A. Hepp and E. F. Hahn, *Chem. – Eur. J.*, 2017, **23**, 5939–5942; (c) F. M. Conrady, R. Fröhlich, C. Schulte to Brinke, T. Pape and F. E. Hahn, *J. Am. Chem. Soc.*, 2011, **133**, 11496–11499.
- 46 M. Tamm and F. E. Hahn, *Coord. Chem. Rev.*, 1999, **182**, 175–209.
- 47 E. Deck, K. Reiter, W. Klopper and F. Breher, *Z. Anorg. Allg. Chem.*, 2016, **642**, 1320–1328.
- 48 G. Guisado-Barrios, J. Hiller and E. Peris, *Chem. – Eur. J.*, 2013, **19**, 10405–10411.
- 49 S. Gonell, M. Poyatos and E. Peris, *Chem. – Eur. J.*, 2014, **20**, 9716–9724.
- 50 S. Gonell and E. Peris, *ACS Catal.*, 2014, **4**, 2811–2817.
- 51 S. Ibáñez, M. Poyatos and E. Peris, *Dalton Trans.*, 2016, **45**, 14154–14159.
- 52 D. Nuevo, M. Poyatos and E. Peris, *Organometallics*, 2018, **37**, 3407–3411.
- 53 S. Ibáñez, A. Guerrero, M. Poyatos and E. Peris, *Chem. – Eur. J.*, 2015, **21**, 10566–10575.
- 54 J. J. Hu, S. Q. Bai, H. H. Yeh, D. J. Young, Y. Chi and T. S. A. Hor, *Dalton Trans.*, 2011, **40**, 4402–4406.
- 55 S. Gonell, E. Peris and M. Poyatos, *Eur. J. Inorg. Chem.*, 2019, 3776–3781.

- 56 (a) V. Martinez-Agramunt, D. G. Gusev and E. Peris, *Chem. – Eur. J.*, 2018, **24**, 14802–14807; (b) V. Martinez-Agramunt, S. Ruiz-Botella and E. Peris, *Chem. – Eur. J.*, 2017, **23**, 6675–6681.
- 57 (a) V. Martinez-Agramunt and E. Peris, *Chem. Commun.*, 2019, **55**, 14972–14975; (b) V. Martinez-Agramunt and E. Peris, *Inorg. Chem.*, 2019, **58**, 11836–11842; (c) V. Martinez-Agramunt, T. Eder, H. Darmandeh, G. Guisado-Barrios and E. Peris, *Angew. Chem., Int. Ed.*, 2019, **58**, 5682–5686; (d) C. Vicent, V. Martinez-Agramunt, V. Gandhi, C. Larriba-Andaluz and E. Peris, *Angew. Chem., Int. Ed.*, 2021, **60**, 15412–15417.
- 58 S. Ibañez and E. Peris, *Angew. Chem., Int. Ed.*, 2020, **59**, 6860–6865.
- 59 S. Ibanez, D. G. Gusev and E. Peris, *Organometallics*, 2020, **39**, 4078–4084.
- 60 S. Langbein, H. Wadepohl and L. H. Gade, *Organometallics*, 2016, **35**, 809–815.
- 61 H. Valdes, M. Poyatos and E. Peris, *Organometallics*, 2015, **34**, 1725–1729.
- 62 A. A. Grineva, D. A. Valyaev, V. Cesar, O. A. Filippov, V. N. Khrustalev, S. E. Nefedov and N. Lugan, *Angew. Chem., Int. Ed.*, 2018, **57**, 7986–7991.
- 63 D. Tapu, Z. McCarty and C. McMillen, *Chem. Commun.*, 2014, **50**, 4725–4728.
- 64 A. Carter, A. Mason, M. A. Baker, D. G. Bettler, A. Changas, C. D. McMillen and D. Tapu, *Organometallics*, 2017, **36**, 1867–1872.
- 65 V. Cesar, N. Lugan and G. Lavigne, *J. Am. Chem. Soc.*, 2008, **130**, 11286–11287.
- 66 A. G. Tennyson, R. J. Ono, T. W. Hudnall, D. M. Khramov, J. A. V. Er, J. W. Kamplain, V. M. Lynch, J. L. Sessler and C. W. Bielawski, *Chem. – Eur. J.*, 2010, **16**, 304–315.
- 67 (a) N. R. Naz, G. Schnakenburg, Z. Kelemen, D. Gal, L. Nyulászi, R. T. Boere and R. Streubel, *Dalton Trans.*, 2021, **50**, 689–695; (b) N. R. Naz, G. Schnakenburg, A. Mikehazi, Z. Kelemen, L. Nyulászi, R. T. Boere and R. Streubel, *Chem. Commun.*, 2020, **56**, 2646–2649.
- 68 (a) A. Prades, M. Poyatos, J. A. Mata and E. Peris, *Angew. Chem., Int. Ed.*, 2011, **50**, 7666–7669; (b) H. Valdés, M. Poyatos and E. Peris, *Organometallics*, 2013, **32**, 6445–6451.
- 69 A. Gutierrez-Blanco, S. Ibañez, F. E. Hahn, M. Poyatos and E. Peris, *Organometallics*, 2019, **38**, 4565–4569.
- 70 (a) J.-F. Longevial, A. Langlois, A. Buisson, C. H. Devillers, S. Clement, A. van der Lee, P. D. Harvey and S. Richeter, *Organometallics*, 2016, **35**, 663–672; (b) J.-F. Lefebvre, M. Lo, J.-P. Gisselbrecht, O. Coulembier, S. Clement and S. Richeter, *Chem. – Eur. J.*, 2013, **19**, 15652–15660; (c) J.-F. Lefebvre, M. Lo, D. Leclercq and S. Richeter, *Chem. Commun.*, 2011, **47**, 2976–2978.
- 71 J. F. Longevial, M. Lo, A. Lebrun, D. Laurencin, S. Clement and S. Richeter, *Dalton Trans.*, 2020, **49**, 7005–7014.
- 72 J. F. Berry and C. M. Thomas, *Dalton Trans.*, 2017, **46**, 5472–5473.
- 73 (a) J. D. Ren, M. Freitag, C. Schwermann, A. Bakker, S. Amirjalayer, A. Ruhling, H. Y. Gao, N. L. Doltsinis, F. Glorius and H. Fuchs, *Nano Lett.*, 2020, **20**, 5922–5928; (b) D. T. Nguyen, M. Freitag, C. Gutheil, K. Sotthewes, B. J. Tyler, M. Bockmann, M. Das, F. Schluter, N. L. Doltsinis, H. F. Arlinghaus, B. J. Ravoo and F. Glorius, *Angew. Chem., Int. Ed.*, 2020, **59**, 13651–13656; (c) S. Amirjalayer, A. Bakker, M. Freitag, F. Glorius and H. Fuchs, *Angew. Chem., Int. Ed.*, 2020, **59**, 21230–21235; (d) M. R. Narouz, K. M. Osten, P. J. Unsworth, R. W. Y. Man, K. Salorinne, S. Takano, R. Tomihara, S. Kaappa, S. Malola, C. T. Dinh, J. D. Padmos, K. Ayoo, P. J. Garrett, M. Nambo, J. H. Horton, E. H. Sargent, H. Hakkinen, T. Tsukuda and C. M. Crudden, *Nat. Chem.*, 2019, **11**, 419–425; (e) D. T. Nguyen, M. Freitag, M. Korsgen, S. Lamping, A. Ruhling, A. H. Schafer, M. H. Siekman, H. F. Arlinghaus, W. G. van der Wiel, F. Glorius and B. J. Ravoo, *Angew. Chem., Int. Ed.*, 2018, **57**, 11465–11469; (f) A. F. Lv, M. Freitag, K. M. Chepiga, A. H. Schafer, F. Glorius and L. F. Chi, *Angew. Chem., Int. Ed.*, 2018, **57**, 4792–4796; (g) A. Bakker, A. Timmer, E. Kolodzeiski, M. Freitag, H. Y. Gao, H. Monig, S. Amirjalayer, F. Glorius and H. Fuchs, *J. Am. Chem. Soc.*, 2018, **140**, 11889–11892; (h) C. M. Crudden, J. H. Horton, M. R. Narouz, Z. J. Li, C. A. Smith, K. Munro, C. J. Baddeley, C. R. Larrea, B. Drevniok, B. Thanabalasingam, A. B. McLean, O. V. Zenkina, I. I. Ebralidze, Z. She, H. B. Kraatz, N. J. Mosey, L. N. Saunders and A. Yagi, *Nat. Commun.*, 2016, **7**, 12654; (i) C. M. Crudden, J. H. Horton, I. I. Ebralidze, O. V. Zenkina, A. B. McLean, B. Drevniok, Z. She, H. B. Kraatz, N. J. Mosey, T. Seki, E. C. Keske, J. D. Leake, A. Rousina-Webb and G. Wu, *Nat. Chem.*, 2014, **6**, 409–414.
- 74 M. Franz, S. Chandola, M. Koy, R. Zielinski, H. Aldahhak, M. Das, M. Freitag, U. Gerstmann, D. Liebig, A. K. Hoffmann, M. Rosin, W. G. Schmidt, C. Hogan, F. Glorius, N. Esser and M. Dahne, *Nat. Chem.*, 2021, DOI: 10.1038/s41557-41021-00721-41552.