

## REVIEW

[View Article Online](#)  
[View Journal](#) | [View Issue](#)Cite this: *RSC Adv.*, 2015, 5, 18673

# Thermochemical conversion of low-lipid microalgae for the production of liquid fuels: challenges and opportunities

Yu Chen,<sup>a</sup> Yulong Wu,<sup>\*ad</sup> Derun Hua,<sup>a</sup> Chun Li,<sup>b</sup> Michael P. Harold,<sup>\*c</sup> Jianlong Wang<sup>a</sup> and Mingde Yang<sup>a</sup>

The development of renewable biomass energy sources has attracted attention because of the potential for a sustainable fuel with a low carbon intensity. Microalgae are considered as a third generation biofuel, and have a notable advantage over other biomass in that they do not compete with food or cropland resources. The conversion of algal biomass into liquid fuels provides a long-term sustainable option for fuels production, which can be achieved in an environmentally compatible manner. Among the microalgal conversion methods, thermochemical conversion, which can make full use of all components in the algae, is viewed as one of the best conversion methods, especially for low-lipid microalgae. This article reviews recent developments in the field of algal biomass conversion into liquid fuels, with particular attention focused on the thermochemical conversion of low-lipid microalgae. We start with a brief introduction of microalgae and its biochemical components. After an overview of the main strategies involved in algal biomass conversion, we focus on the thermochemical conversion of algae, including pyrolysis and hydrothermal liquefaction and compare the two methods in detail. In addition, the catalytic upgrading of algae-derived crude bio-oil was also examined. An assessment is made of the challenges and opportunities of a commercial-scale microalgae-to-fuels process in light of mitigating technical, environmental, and logistical issues.

Received 29th October 2014  
Accepted 29th January 2015

DOI: 10.1039/c4ra13359e

[www.rsc.org/advances](http://www.rsc.org/advances)<sup>a</sup>*Institute of Nuclear and New Energy Technology, Tsinghua University, Beijing 100084, China. E-mail: wylong@tsinghua.edu.cn; Fax: +86 1062784831; Tel: +86 108979163*<sup>b</sup>*School of Life Science, Beijing Institute of Technology, Beijing 100081, China*<sup>c</sup>*Department of Chemical & Biomolecular Engineering, University of Houston, 4800 Calhoun, S222 Engineering Building 1, Houston, TX 77204-4004, USA. E-mail: mharold@uh.edu; Fax: +1 7137434323; Tel: +1 7137434322*<sup>d</sup>*Beijing Engineering Research Center for Biofuels, Beijing 100084, China*

Yu Chen obtained his BS (2005) and MS (2009) degrees in chemistry from Shihezi University. After four years at the Tsinghua University for New Energy Conversion Technology as a research assistant, he started his PhD course on Chemical Engineering and Technology from Tsinghua University in 2013 under the supervision of Professors Mingde Yang and Yulong Wu. Chen is interested in catalytic

conversions of microalgal biomass and novel utilizations of supercritical technology.



Yulong Wu is an Associate Professor at the Institute of Nuclear and New Energy Technology (INET), Tsinghua University. He received his BS (1994) from Wuhan University of Technology, and obtained an MS and PhD degree in Chemical Engineering from Tianjin University in 1998 and 2001, respectively. He became a Postdoc at Department of Chemical Engineering, Tsinghua University, and then

joined the faculty of INET, Tsinghua University. He has been an Associate Professor since 2007. From 2007–2008, he worked as visiting scholar at Saarland University in Germany. He became New Century Excellent Talent of Ministry of Education in 2012, and he became Member of Directors Board of China Energy Society in 2010. His main scientific interests are conversion of biomass energy, heterogeneous catalysis and resource chemical engineering.

# 1. Introduction


Concerns over the geopolitical and environmental implications of petroleum availability, supply, and consumption have been growing in recent years.<sup>1</sup> With the eventual depletion of fossil

fuels as a source for fuels and chemicals, the need for the development of sustainable renewable energy has become a global theme aimed at addressing the issues on climate change, energy security, and the ever-increasing demand for limited petroleum resources. This interest has prompted researchers to develop potentially viable approaches for the production of biofuel from biomass, notwithstanding recent advances in the recovery of petroleum and gas by advanced production methods like fracturing and horizontal drilling.<sup>2,3</sup> The utilization of bio-resources for the production of alternative fuels provides one of long-term sustainable options for fuels production which may be accomplished in an environmentally compatible manner for many regions of the globe.<sup>4,5</sup> Among the renewable biomass resources, microalgae are viewed as next generation fuel feed-stock due to its superior photosynthetic efficiency, higher growth rate, area-specific yield, and higher carbon dioxide utilization capabilities compared to terrestrial plants.

Prior to the exploitation of low-cost fossil fuels, humankind was dependent on the direct combustion of woody biomass to



*Derun Hua earned his MS degree from University of Jinan in Shandong (2007) and his PhD degree from China University of Petroleum (2011), all in Chemical Engineering. He engaged in postdoctoral research at Tsinghua University in 2011. He has been an Associate Professor of Ganna Normal University in China since 2013. He has interests in conversion of biomass, and synthesis of catalyst.*



*Chun Li is a Professor, PhD Supervisor, and Deputy Director of Academy of Sciences and Materials at Beijing Institute of Technology, China. He received his PhD in Biochemical Engineering from Tianjin University in 2001. He then went to Department of Chemical Engineering of Tsinghua University for his postdoctoral research for two years, and then worked at Shihezi University for three years.*

*Later he worked on biomass refinery at University of Illinois at Urbana-Champaign (UIUC) in 2011. Prof. Li has more than 10 years of scientific research experience related to biotransformation and enzyme engineering.*



*Michael P. Harold is the Chairman and the M. D. Anderson Professor of Chemical and Biomolecular Engineering at the University of Houston (UH). Harold, who received his chemical engineering education at Penn State (BS) and UH (PhD), is the author of more than 125 publications and has given over 275 presentations and invited lectures. He held earlier positions at University of Massachusetts*

*(1985–1993) and DuPont Company (1993–2000). His honors include the Esther Farfel Award from UH and the ACS Richard A. Glenn Award. In 2011 Harold was appointed the 7th Editor-in-Chief of AIChE Journal.*



*Jianlong Wang is a professor and deputy director of Institute of Nuclear and New Energy Technology, Tsinghua University. He received his PhD from Harbin Institute of Technology in 1993. He worked at Leeds University (England) as a visiting professor from 1998 to 1999 and worked at Berlin Technical University (Germany) as a Humboldt Researcher from 2000 to 2002. Prof. Wang's research focuses on water and*

*wastewater treatment, environmental biotechnology. Prof. Wang has published more than 300 papers in peer-reviewed academic journals.*



*Mingde Yang received BS (1983) and MS (1986) degrees in Chemical Engineering from Heilongjiang University and Tsinghua University, respectively. Yang joined the faculty of the Institute of Nuclear and New Energy Technology at Tsinghua University, where he became Associate Professor in 1999, and was promoted to full professor in 2008. From 1991 to 1993, He was a visiting scientist at Karlsruhe*

*University in Germany, and was a Visiting Research Scholar at Atomic Energy Research Institute in Japan in 1996. His main scientific interests are high efficient utilization of biomass resource, solvent extraction technology, and environmental treatment technology on catalysis, etc.*



Fig. 1 Development of energy formation in the process of human history.

meet its energy demands (Fig. 1). The fossil fuel era commenced with the use of coal for heat and electricity. The discovery of petroleum crude oil provided an inexpensive liquid fuel source that significantly improved the standard of living and, by most accounts, catalyzed the industrial revolution.<sup>6,7</sup> Biomass-derived fuel, called “biofuel” or “bio-oil” for short, has attracting considerable attention and research activity because it is derived from renewable biomass resources and potentially relieves the entrenched global dependence on petroleum-based fuels.<sup>8–10</sup> Moreover, biofuels are a potentially carbon-neutral feedstock. At the cornerstone of this green industrial revolution is the potential for algae as one of biofuel feedstocks.<sup>4</sup> The concept of using microalgae to produce fuels has already been discussed for more than half a century, but a concerted effort started from the first oil crisis in the 1970s.<sup>10</sup>

Microalgae are considered as an attractive optional feedstock for several compelling reasons:<sup>11–15</sup> (1) potential biofuel yields from certain microalgae strains are projected to be at least 60 times higher than that from soybeans, approximately 15 times more productive than terrestrial plants, and nearly 5 times of that of palm oil per acre of land on an annual basis; (2) the growth cycle of microalgae is comparatively short with biomass yield that can double within 24 h; (3) the biomass production of microalgae is 5–30 times higher than that of traditional oil crops per unit surface area; (4) microalgae can be rich in oil, over 60% by weight of dry biomass in some species; (5) microalgae does not pose a threat to traditional agricultural resources as they can be cultivated on non-arable land or waste water; (6) microalgal harvesting can be integrated with a fossil-fuel-fired power plants for capture and use of CO<sub>2</sub> *via* photosynthesis. Finally, the cultivation of microalgae may be coupled with wastewater bioremediation *via* removing nitrogen, phosphorus, and heavy metals.

The original concept for converting microalgal biomass into biofuels involved lipid extraction for the production of biodiesel *via* transesterification. However, compared to low-lipid algal strains with the content of lipid less than 15 wt%, high-lipid

microalgal species typically have lower biomass productivity and growth rates, and require stringent and controlled cultivation. In contrast to the transesterification process in which only the lipids in the algae are utilized, thermochemical routes involve the conversion of the entire algal cell, including the proteins, carbohydrates and lipids, into fuel oil.<sup>16</sup> Indeed, the conversion of low-lipid microalgae into biofuel in the future is an active area of research.<sup>17–21</sup>

Microalgal proteins, lipids, and carbohydrates contain C, H, O, N and other elemental moieties. As a result, the thermochemical conversion of microalgae is a challenge for its effective utilization, C and H are the primary elemental constituents of fossil fuels and conventional refining and petrochemical processing follows from that fact. Petroleum is under-functionalized, containing mostly C and H, and therefore requires of the addition of functional groups through oxidation, amination, hydration, *etc.* To the contrary, microalgal biomass is over-functionalized and requires removal of functionality, particularly the O- and N-containing groups.<sup>9</sup> Indeed, this leads to the greatest challenge on the production of liquid fuel from lignocellulosic and microalgal biomass *via* thermochemical conversion.<sup>22–35</sup>

There have been earlier reviews on the conversion of microalgae to biofuels.<sup>1,16,27,36–38</sup> Several reviews on the conversion of high-lipid microalgae to biodiesels covering topics like lipid extraction and transesterification have also appeared.<sup>8,13,15</sup> In this review, our intent is to highlight the latest developments of microalgal biomass thermochemical conversion methods and future prospects for converting low-lipid microalgae into liquid fuels. This review primarily focuses on thermochemical conversion technologies (pyrolysis and hydrothermal liquefaction) of microalgae with/without catalysts as well as the catalytic upgrading of crude bio-oils into end products. Since the overwhelming majority of transportation fuels (excess 90%) is on the basis of liquid fuels, so we focus attention on liquid fuels obtained from microalgal biomass in this review.

## 2. Characteristic components of microalgal biomass

Microalgal biomass has a number of advantages over other biomass types; these advantages include higher area yields, higher oil content, lower water consumption, and ease-of-growth on non-arable lands. To this end, microalgal biomass is an intriguing feedstock for the production of biofuel.

Microalgae are photosynthetic microorganisms that can produce three major biochemical components; namely, lipids, proteins and carbohydrates (Fig. 2 and Table 1). The primary elemental constituents of algae, which can be converted into fuels, are C, H, O and N. This is an important distinguishing feature of microalgae.<sup>39,40</sup> Compared to lignocellulosic biomass, for example, these functional groups afford the potential to be made into high value-added specialty chemicals.

Lipids account for 7–23 wt% of the weight of microalgae under specific cultural conditions, such as high C/N medium, or conditions of stress.<sup>40</sup> Microalgal lipids comprise saturated and polyunsaturated fatty acids with typically 14 to 20 carbon units





Fig. 2 Composition of microalgae with lipids, carbohydrates, proteins, and others represented.

for the former and >20 for the latter. Typically, lipids are in the form of triglycerides which are used to produce biodiesel *via* the transesterification.<sup>41</sup> Conventional microalgae-to-biodiesel technology generally requires high-lipid strains, but these strains tend to have lower biomass productivity compared to low-lipid algal strains.<sup>42</sup> Thus, low-lipid microalgal strains require alternative conversion strategies.

Proteins make up 6–52 wt% of the weight of microalgae.<sup>40</sup> Proteins, which are in the form of amino acids (Fig. 2), are the main source of nitrogen in microalgae (Table 1). Purified proteins are used in the food, animal feed, health, and specialty chemical markets. On the other hand, the protein fraction means that conversion processes necessarily involve the nitrogen removal. This complicates any process of convert microalgae to liquid fuels.

Microalgae can accumulate a high carbohydrate content due to their relatively high photosynthetic efficiency.<sup>4</sup> Carbohydrates, which are arguably the most important sources of energy and biological nutrients, comprise 5–23 wt% of the algal feedstock.<sup>40</sup> Carbohydrates are homopolymers consisting of D-glucopyranose units linked *via*  $\beta$ -glycosidic bonds and/or  $\alpha$ -glycosidic bonds (Fig. 2), and can be deconstructed into glucose monomers. Carbohydrates, accumulate in the plastids as reserve materials (starch), or become the main component of cell walls (cellulose, pectin, and sulfated polysaccharides).<sup>7</sup>

Overall, microalgal biomass belongs to a complex feedstock containing a large number of molecular functionalities that can be exploited in a variety of uses. Indeed, the extraction and purification of the lipid, protein, and carbohydrate components are carried out through various chemical, thermal, and

Table 1 Main composition in the dry biomass of various microalgal species (wt% dry weight)

Microalgae classification	Species of selected microalgae	Proteins	Carbohydrates	Lipids	Ref.
Anabaena	<i>Anabaena cylindrica</i>	43–56	25–30	4–7	43
Batrachospermum	<i>Aphanizomenon flos-aquae</i>	62	23	3	43
Chlamydomonas	<i>Chlamydomonas reinhardtii</i>	48	17	21	43
Aegagropila	<i>Chlorella protothecoides</i>	53	11	15	44
	<i>Chlorella pyrenoidosa</i>	71.3	22	0.1	42
	<i>Chlorella</i> spp.	30	15–17	9–13	45
	<i>Chlorella vulgaris</i>	42–58	12–17	14–22	21, 27, 46 and 47
Cladophora	<i>Cladophora</i> sp.	25	25	6	48
Desmodesmus	<i>Desmodesmus</i> sp.	38–44	13–20	10–14	49
Dunaliella	<i>Dunaliella bioculata</i>	49	4	8	50
	<i>Dunaliella salina</i>	57	32	6	43
	<i>Dunaliella tertiolecta</i>	64	21	15	28
Euglena	<i>Euglena gracilis</i>	39–61	14–18	14–20	43
Chlorococcum	<i>Chlorococcum littorale</i>	38	23	16	51
Oscillatoria	<i>Microcystis aeruginosa</i>	31	12	13	52
Nannochloropsis	<i>Nannochloropsis oculata</i>	42.6	6	24	46
	<i>Nannochloropsis salina</i>	37	33	12	53
	<i>Nannochloropsis</i> sp.	52	12	28	35, 54
	<i>Nannochloropsis oc.</i>	57	8	32	21, 27
	<i>Nannochloropsis oculata</i>	39	20	17	55
Porphyridium	<i>Porphyridium cruentum</i>	28–39	40–57	9–14	43, 46
Prymnesium	<i>Prymnesium parvum</i>	28–45	25–33	22–38	50
Scenedesmus	<i>Scenedesmus dimorphus</i>	8–18	21–52	16–40	50
	<i>Scenedesmus obliquus</i>	50–56	10–17	12–14	43
	<i>Scenedesmus quadricauda</i>	47	—	2	50
	<i>Scenedesmus</i> sp.	60	10	20	56
Spirogyra	<i>Spirogyra</i> sp.	6–20	33–64	11–21	43
Spirulina	<i>Spirulina</i>	55–70	17–23	4–13	46, 57–59
	<i>Spirulina maxima</i>	60–71	13–16	6–7	43
	<i>Spirulina platensis</i>	46–63	8–14	4–9	43, 44, 53 and 60
	<i>S. platensis</i>	48	30	13	61
	<i>Lyngbya</i> sp.	30	13	1	48
Synechococcus	<i>Synechococcus</i> sp.	63	15	11	50
Platymonas	<i>Tetraselmis maculata</i>	52	15	3	50

microbiological processes. A major challenge is to synthesize the desired products with sufficient purity and yield. Thus, the selectivity control and feedstock utilization are paramount. As for liquid fuels production, the major challenge in microalgal biomass conversion can be described as follows: on the one hand, much of the heteroatoms (O, N and S) in the microalgal biomass are removed. On the other hand, much of C and H remain in the residue, and a large proportion of the remaining compositions are converted into liquid fuel.

For this reason, notwithstanding the obtained bio-oils from algae were similar with that of some lignocellulosic biomass *via* thermochemical conversion, algal bio-oils contained a number of N-compounds (most likely from protein degradation). In addition, compare to lignocellulosic biomass, there is no lignin existed in algal cell, so fewer aromatic compounds and their derivatives were present in algal bio-oils.

### 3. Strategies of microalgal conversion to liquid fuels

The growth of microalgae in water and its complex make-up distinguishes microalgae from conventional fossil fuels and other biomass types. With microalgal biomass being highly functionalized, conversion to a hydrocarbon-like fuel means that energy-intensive defunctionalization steps are needed. For example, the removal of oxygen requires deoxygenation through the presumed use of a reductant. Such conversion steps involve a different set of challenges compared to the refining of coal, petroleum, or natural gas. The conversion processes must be done selectively and efficiently to produce fuels with sufficient energy content while minimizing energy consumption.<sup>9</sup> Unlike its lignocellulosic counterparts, algal biomass typically grows in water and must therefore requires extensive drying prior to further conversion.<sup>1</sup> Moreover, its aforementioned high protein content means that conversion processes requires the removal of nitrogen.

Given the unique make-up of microalgae, researchers have investigated a variety of conversion methods that concentrate on specific products.<sup>62</sup> As depicted in Fig. 3, conversion methods include the production of biogas *via* concentration and/or catalysis, of biohydrogen *via* gasification and separation, bioethanol *via* fermentation, of monosaccharide *via* hydrolysis as platform chemicals, and of biodiesel *via* extraction and transesterification.<sup>8,11,13,63–78</sup> Each approach exploits specific chemical functionality to produce different chemicals.

In contrast, thermochemical conversion has been devoted to transforming the entire algae for the production of bio-fuel.<sup>1,8,11,12,14,16,25–32,35,39,40,42,47–60,79,80</sup> Thermochemical conversion can be subdivided into gasification, pyrolysis, and hydrothermal liquefaction (HTL).<sup>81,82</sup> Pyrolysis and HTL are two key routes converting microalgae into liquid fuels. During pyrolysis, microalgae as feedstock are heated in the absence of oxygen to form bio-oil, solid char and gaseous products. On the other hand, HTL processed the microalgae at moderate temperatures produces liquid fuels in sub/supercritical water. In contrast to pyrolysis, HTL has the advantage of minimizing undesired



Fig. 3 Potential strategies for the production of fuels and chemicals from microalgae.

cross-linking related reactions because the solvent dilutes the concentration of the products at relatively low temperatures.

### 4. Biofuel production from microalgae *via* thermochemical conversion

The conversion of microalgae to biodiesel *via* the conventional transesterification route relies on microalgae with a sufficiently high fraction of lipids.<sup>20</sup> However, lipids comprise only a fraction of the total organic content of microalgae. The residual components consisting of proteins, carbohydrates, and unutilized lipids can be used to produce liquid, gaseous fuels and/or solid residue.<sup>83</sup> Lipid extraction and conversion is not viable for low lipid strains. Rather, thermochemical conversion of the whole algae is carried out for biofuels production.<sup>31,36,42,83,84</sup> Thus, thermochemical conversion is an option to process low-lipid microalgae or post-extraction residues of high-lipid microalgae (Fig. 4).



Fig. 4 Possible microalgal processing options based on lipid content.

Table 2 Comparison of pyrolysis and HTL for biofuel production.<sup>38</sup> Copyright 2012 Elsevier<sup>a</sup>

Methods	Treatment condition/ requirement	Reaction mechanism/ process description	Technique feasibility	
			Superiority	Drawback
Pyrolysis	Relatively high temperature (723–773 K); short residence time (~1 s); atmosphere pressure; drying necessary	Light small molecules are converted to oily products through homogeneous reactions in the gas phase	High biofuel yield up to 80 wt% on dry feed; low capital cost	Feedstock need to be dried prior to use. Poor biofuel quality obtained
HTL	Low temperature (573–673 K); long residence time (0.2–1.0 h); high pressure, (5–20 MPa); drying unnecessary	Occurs in aqueous medium which involves complex sequences of reactions	Available for commercial use; better quality of biofuel (high HHV, low moisture content)	Relatively low biofuel yield (20–60 wt%); need high pressure equipment, thus higher capital cost

<sup>a</sup> The bio-oil yield from pyrolysis includes the aqueous fraction whereas HTL excludes the water soluble products (aqueous fraction).

The thermochemical conversion (pyrolysis and HTL) of microalgae spans thermal decomposition and chemical reformation of the organic matter into biofuel.<sup>85</sup> A comparison of pyrolysis and HTL is provided in Table 2.<sup>38</sup> Pyrolysis refers to the anaerobic thermal decomposition of organic compounds into a mixture of gases, liquid, and chars.<sup>86</sup> Traditional pyrolysis is noncatalytic while recent attention has focused on the downstream catalytic upgrading of pyrolysis oils. HTL involves the reaction of microalgae in a solvent at elevated temperatures and pressures with or without catalyst.<sup>31</sup> Pyrolysis is characterized by short gas residence times, operation at atmospheric pressure and relatively high temperatures. Prior to the pyrolysis, the algal feedstock must undergo dewatering and drying steps, which includes sedimentation, flocculation, dissolved air flotation, filtration, and centrifugation. Drying is one of most dominant costs for algae harvest and may account for 30% of the total product costs, and the power consumption was equivalent to 15.8% of the energy of the recovered hydrocarbon. Energy costs climb steeply when the concentration of the slurries increases. In contrast, HTL is usually performed at lower temperatures with longer residence time and much higher pressure. HTL converts the algal feedstock into biofuel in an aqueous phase, obviating the dewatering and drying procedures. Therefore, HTL is ideally suited to conversion of wet microalgae because it is tolerant to the high moisture content of the feedstock.<sup>25,87</sup>

In addition, HTL results in a higher quality of biofuel whereas pyrolysis, with the exception of fast pyrolysis, results in higher yield (Table 2).<sup>38</sup>

This section focuses on pyrolysis and HTL process for the production of bio-oil from microalgae in detail. Published studies focused on microalgal conversion *via* pyrolysis and HTL to produce bio-oil with or without catalysts fall into this scope. Aside from the conventional thermochemical conversion, other assisted technologies, such as microwave assisted process and co-process will also be presented for comparison.

#### 4.1 Pyrolysis of microalgae for bio-oil production

Pyrolysis is a thermochemical change of organic matter in a heated enclosure, usually in an oxygen-absent or very low oxygen level environment, to form a mixture of gases, liquid, and solids residue.<sup>86</sup> Most earlier applications have utilized coal

and peat as feedstocks while lignocellulosic biomass has attracted attention in recent years.<sup>88–96</sup> More recent studies have shown that pyrolysis of microalgae can produce bio-oil that is superior to bio-oil produced from lignocellulosic biomass.<sup>1,11–19</sup> The pyrolysis of microalgae aims at maximizing the production of energetically exploitable liquid and gaseous products.

An optional reaction for microalgae pyrolysis is conducted in a fixed-bed reactor that is externally heated by an electrical furnace with the temperature measured by a thermocouple positioned inside the bed (Fig. 5).<sup>56</sup> The experiment steps are described as follows: (1) the reactor was filled with a certain amount of microalgal biomass that had been dried and ground to a particle size. (2) The reactor system was purged with carrier gas (*e.g.*, N<sub>2</sub>) which was also used during the reaction. (3) With the carrier gas flown, the reactor system was heated at a certain heating rate until reached the reaction temperature, and then held for some minutes. (4) The product vapors were collected through condensation in flasks cooled by an ice bath. (5) The aqueous and organic phases were separated, and then detected using some analysis methods (such as GC/MS, FT-IR, and elemental analysis) to evaluate the bio-oil composition.

**4.1.1 Pyrolysis behavior of microalgae.** A thorough knowledge of the pyrolysis behavior of microalgae is critical to evaluate the potential and feasibility of pyrolysis for microalgal conversion. Questions such as at what temperature does algae pyrolyze, what is its major product, what is the bio-oil yield, and

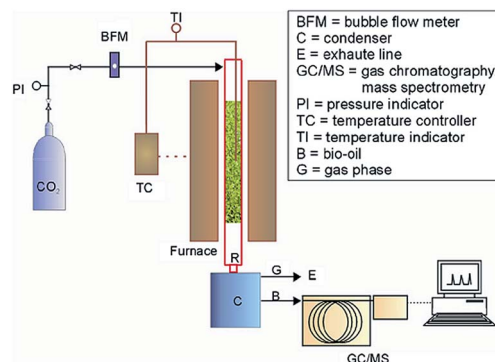


Fig. 5 Schematic reactor system for microalgae pyrolysis.<sup>56</sup> Copyright 2012 Elsevier.

what is the effect of key operating parameters are practical questions are not easily answered, and involve complex underlying phenomena.

Thermogravimetric analysis (TGA) is an established method for studying the thermal degradation mechanisms and kinetics of microalgae.<sup>40,44,45,97–103</sup> TGA provides semi-quantitative information about the pyrolysis temperature and kinetics, and phase distribution of the products, notwithstanding its rather unrealistic gas–solid contacting design. To illustrate the information gleaned from TGA, the pyrolysis of two microalgal species (*Spirulina platensis* and *Chlorella protothecoides*) were carried out by a conventional temperature ramp.<sup>44,97</sup> TGA revealed the maximum weight loss from these two microalgae occurred over a several hundred degree temperature range (~420–830 K) with minor differences for each species. An increase in the heating rate caused a shift in the degradation to higher temperatures which was interpreted with a simple model that inferred a decrease in the activation energies for the devolatilization stage and an increase in both the instantaneous maximum and average reaction rates.

In general there are three primary stages that occur during the pyrolysis of microalgae. Zou *et al.*<sup>98</sup> carried out the thermal pyrolysis of *D. tertiolecta*. They affirmed that moisture was removed in the first stage; most of the pyrolysis occurs in the second stage in which most of the organic material was decomposed based on the largest decrease in mass; remaining solid was slowly decomposed in the third stage. The initial temperature of pyrolysis and the temperature at which the pyrolysis rate reaches the peak value shifts to the higher range as the heating rate increased. Similar pyrolysis features have been reported for *Nannochloropsis gaditana*, *Chlorella* spp., *Nannochloropsis*, *Potamogeton crispus*, *Sargassum thunbergii*, *C. vulgaris*, and *Nannochloropsis* sp.<sup>40,45,99–101</sup>

The pyrolysis behavior of the common *Chlorella* species obtained using TGA show that the volatile species consist primarily of water and CO<sub>2</sub>, as well as H<sub>2</sub> at high temperatures.<sup>102</sup> The thermal pyrolysis of *Nannochloropsis* sp. indicated the different biochemical components of the microalgae in the absence of a catalyst seem to be decomposed in the following order: carbohydrates, proteins, and lipids.<sup>99</sup> The addition of catalysts with the microalgae can have an important effect in the presence of Na<sub>2</sub>CO<sub>3</sub> during the pyrolysis process, the main weight decrease shifted to a lower temperature. This indicated that Na<sub>2</sub>CO<sub>3</sub> may affect the decomposition of carbohydrates and proteins but not that of lipids. The Na<sup>+</sup> from Na<sub>2</sub>CO<sub>3</sub> can penetrate the biomass and break the hydrogen bonds, enabling pyrolysis to occur at lower temperatures.

The thermal behavior of six microalgal species (*Tetraselmis chui*, *Chlorella* like, *C. vulgaris*, *Chaetoceros muelleri*, *D. tertiolecta* and *Synechococcus*) showed the results as follows: First, the ratio of evolved liquid, gas and char products varied markedly across all species with temperatures up to 773 K; second, the rate and temperature of evolution of these fractions was also inconsistent; third, the mix of combustible volatile gas compounds that evolved with temperature was also variable, resulting in differences in its energy content (higher heating value, HHV).<sup>103</sup>

In summary, the pyrolysis behavior of microalgae obtained from TGA can provide useful information for laboratory-scale pyrolysis. However, the measurements on pyrolysis behavior of microalgae have its limitations due to the unrealistic gas–solid contacting. These limitations activate the incentive to devise and apply alternative analysis methods that enable bridging of the gap between the lab- and full-scale pyrolysis, thereby enabling a fundamental study of pyrolysis.

**4.1.2 Noncatalytic pyrolysis of microalgae.** Noncatalytic pyrolysis, also known as direct pyrolysis, refers to the process in which microalgae are thermally degraded at moderate temperatures (623–973 K) in the absence of catalyst.<sup>104</sup> The heating rate and temperature have a significant effect on the products and yields. In general, at sufficiently high temperature the degradation process results in the production of pyrolysis vapor which upon downstream condensation yields a dark viscous fluid called bio-oil or pyrolysis oil, while the nonvolatile solid phase is called biochar.<sup>104</sup> Pyrolysis processes are often classified by their heating rate, with rates of 0.1–1 K s<sup>−1</sup> referred to as slow pyrolysis, whereas rates of 1–200 K s<sup>−1</sup> as fast pyrolysis (Table 3).<sup>81,82</sup>

(1) *Slow pyrolysis.* In addition to the relatively slow heating rate, slow pyrolysis is characterized by longer gas residence time.<sup>117</sup> Slow pyrolysis of microalgae results primarily in the production of biochar and pyrolysis gas.<sup>102,105</sup> CH<sub>4</sub> and CO<sub>2</sub> are the major components in the gaseous product.<sup>86</sup> Some examples follow to illustrate.

Slow pyrolysis of *C. protothecoides* resulted in a bio-oil yields exceeding 40 wt%.<sup>106</sup> The gaseous product yield generally increased with temperatures and residence time due to the secondary reactions. When *Spirulina* sp. was used as feedstock via slow pyrolysis, the optimized temperatures with the highest maximum biochar and bio-oil yields were 773 and 823 K, respectively.<sup>107</sup> In addition, the bio-oils obtained from slow pyrolysis of *Nannochloropsis* sp. Residue mainly consisted of long-carbon chain compounds with various terminal groups with an oxygen content of 30.1 wt% and a HHV of 24.6 MJ kg<sup>−1</sup>.<sup>108</sup>

**Table 3** Operating parameters, expected yields and product composition for pyrolysis processes.<sup>82</sup> Copyright 2010 Elsevier

Process types		Reaction condition			
		Residence time	Heating rate/K s <sup>−1</sup>	Temperature/K	Main products
Slow pyrolysis	Carbonization	Hours–days	Very low	573–673	Charcoal
	Conventional pyrolysis	5–30 min	0.1–1	573–973	Gas, liquid and charcoal
Fast pyrolysis	Fast pyrolysis	0.5–5 s	1–200	773–1073	Liquid
	Flash pyrolysis	<0.5 s	>10 <sup>3</sup>	823–1273	Liquid and/or gas



Harold *et al.* compared the slow pyrolysis of *Scenedesmus* sp. with that of duckweed.<sup>56</sup> *Scenedesmus* sp. afforded a higher bio-oil yield than duckweed, whereas microalgal bio-oil had a higher HHV of 19 MJ kg<sup>-1</sup> than that of duckweed bio-oil (15 MJ kg<sup>-1</sup>). The authors stated that the thermolysis of proteins, carbohydrates and lipids required less stringent conditions than that of lignocelluloses and resulted in a product with higher HHV. In addition, they affirmed several reactions during the thermolysis process including deamination, direct methylation, decarboxylation (DCO), dehydration, decarbonylation, cyclization, dimerization, and homonolysis. Another important reaction occurred in this process is Maillard reaction, which converts carbohydrates and proteins to form amadori compounds, as depicted in Fig. 6.<sup>56</sup>

Slow pyrolysis has the noted disadvantage of leading to secondary cracking, condensation and polymerization of pyrolysis products. These reactions lead to decreasing the bio-oil yield and have adverse effects on the bio-oil properties. Moreover, the lower HHV and the longer residence time tend to increase the energy requirements.

(2) *Fast pyrolysis.* Since the aim for microalgal pyrolysis is the production of organic liquid phase (biofuel), fast pyrolysis is recommended (Table 3). The achievement of heating rates as high as 200 K s<sup>-1</sup> requires high operating temperatures, short residence time, and fine particles (<1 mm).<sup>104</sup>

The fast pyrolysis of dried, ground *Scenedesmus* sp. resulted in a bio-oil which rivaled that from lignocellulosic feedstocks.<sup>109</sup> Moreover, the bio-oil yield increased with temperature up to a point and then decreased.<sup>110</sup> The rather high bio-oil yield from microalgae suggests that fast pyrolysis is a potential method for converting algae to liquid.<sup>105</sup> When the conversion of *C. prothothecoides* and *M. aeruginosa* was carried out with fast pyrolysis, the bio-oil yields were 18 and 24 wt%, respectively.<sup>52</sup> Additionally, the bio-oil from fast pyrolysis of microalgae has a HHV of 29 MJ kg<sup>-1</sup>, which is about 1.4 times of that of wood. Liquid fuels from fast pyrolysis of microalgae may be used in many applications as direct substitutes for conventional fuels.<sup>52</sup>

The bio-oil yield ranged from 25–30 wt% with a HHV of 25 MJ kg<sup>-1</sup> in the fast pyrolysis of microalgae in a falling solids reactor.<sup>111</sup> Fig. 7 shows the GC-MS-classified organic fractions of bio-oils obtained during pyrolysis in three atmospheres (N<sub>2</sub>, steam and CO<sub>2</sub>). The data indicate that the pyrolysis

atmosphere has an important effect on the product distribution, and the presence of steam increases the fraction of hydrocarbons while decreases the oxygenate fraction. The C fraction from the steam swept pyrolysis exceeds that from the N<sub>2</sub>-swept pyrolysis while the O fraction is lower. These trends reflect in a higher HHV for the bio-oil during the steam swept process. The authors speculated that the reactions occurring during steam pyrolysis are presumably steam reforming and deoxygenation.<sup>111</sup>

The pyrolysis temperature plays a crucial role on the pyrolysis product distribution of blue-green algae blooms.<sup>112</sup> The maximum bio-oil yield of 55.0 wt% was obtained at a pyrolysis temperature of 773 K, particle size below 0.25 mm and a sweep gas flow rate of 100 mL min<sup>-1</sup>. The bio-oil has a HHV of 31.9 MJ kg<sup>-1</sup> and an O/C molar ratio of 0.16 under optimum conditions. These results showed that the pyrolysis of algal biomass is a promising process for producing renewable fuel while improving the quality of a freshwater lake.<sup>112</sup>

Pyrolysis through microwave-assisted power has been proposed for both microalgae and their extraction residues to obtain bio-oil.<sup>113</sup> Microwave-assisted pyrolysis (MAP), initially developed by Tech-En Ltd. in Hainault, UK, has been investigated in recent decades.<sup>114,115</sup> Compared to the traditional processes, MAP offers several advantages including uniform internal heating of large biomass particles, ease of control, no need for agitation or fluidization and fewer particles (ashes) in the bio-oil.<sup>116</sup>

Noteworthy is the enhancing effect of the microwave power on the pyrolysis product yield. A maximum bio-oil yield of 32.0 wt% was obtained at a microwave power of 750 W in the MAP of *Chlorella* sp. When the material was changed into *C. vulgaris*, it was found that a microwave power of 2250 W gave the highest bio-oil yield of 74.9 wt%; a bio-oil yield as high as 87.4 wt% was obtained when activated carbon was added as a catalyst.<sup>117</sup> Notwithstanding current MAP techniques offering numerous advantages and showing excellent potential for enhancing microalgal bio-oil yield, the growth of industrial microwave heating applications is hampered by the lack of knowledge on the microwave systems and commercial necessary equipment for these pyrolysis processes. In addition, the economic assessment of the MAP has yet not been conducted.

Fast pyrolysis requires a reactor configuration in which the residence time of microalgae is of order only a few seconds. As mentioned earlier, fast pyrolysis seems to be a viable technique



Fig. 6 Proposed reaction mechanism leading to the formation of amadori compounds.<sup>56</sup> Copyright 2012 Elsevier.

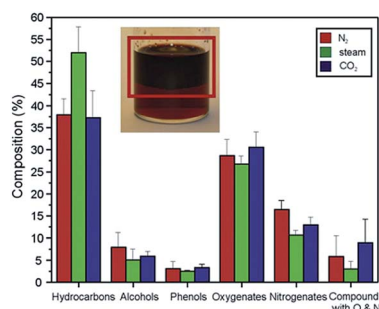


Fig. 7 Bio-oil composition of pyrolysis employed at three atmospheres: N<sub>2</sub>, steam, and CO<sub>2</sub> (ref. 111). Copyright 2012 Elsevier. Process conditions: 773 K, N<sub>2</sub> flow = 250 mL min<sup>-1</sup>, algae mass = 7 g, dp < 90 mm.



for future replacement of fossil-fuel with biomass-derived liquid fuels because of the potential for high biomass-to-liquid yield. However, some technical challenges need to be solved because bio-oils from direct pyrolysis are acidic, unstable, viscous, and contain solids and chemically dissolved in water. Therefore, the bio-oil must be upgraded *via* hydrogenation or catalytic cracking to decrease oxygen content and remove alkalis.

**4.1.3 Catalytic pyrolysis of microalgae.** The objective of pyrolysis is to convert the algal bio-macromolecules into lower molecular weight species through a series of reactions including decarbonylation, dehydration and aromatization reactions. However, as stated earlier, the pyrolysis oil has the drawbacks of high oxygen content, high acidity, high viscosity, and a relatively low specific energy content, which inhibits its further application as a transportation fuel. Improvement of the bio-oil stability, decrease of the acidity and increase of the energy density can be achieved by removal of oxygen and nitrogen that cause these problems. The use of a catalyst may redirect the chemical reactions during the pyrolysis process result in the *in situ* upgrading of the bio-oil.<sup>102</sup>

Compared to the noncatalytic pyrolysis of algal biomass, catalytic pyrolysis can not only upgrade the quality of bio-oil but also adjust the components of bio-oils to meet different demands.<sup>108</sup> This may be accomplished either by mixing biomass with the catalysts<sup>118</sup> or flowing pyrolysis vapors over a catalyst positioned downstream from the pyrolysis zone. Catalytic pyrolysis generally produces biofuel of enhanced quality (higher HHV, lower oxygen content, and higher aromatic hydrocarbon content) even at atmospheric pressure without the need for a reductant, which makes this a cost-effective upgrade.<sup>119</sup> Previously, most of the applied catalysts focused on molecular sieves in the catalytic pyrolysis process of algae. However, the investigation of other catalysts may be considered to ameliorate biofuel quality.<sup>120</sup> Here we highlight some recent examples.

(1) *Alkalis salt catalysis.* Babich *et al.* studied the pyrolysis of *Chlorella* both with and without  $\text{Na}_2\text{CO}_3$  as the catalyst.<sup>102</sup> The presence of the  $\text{Na}_2\text{CO}_3$  catalyst lowered the initial degradation temperature, and produced a bio-oil with lower acidity and higher HHV than bio-oils produced without the catalyst. However, the  $\text{Na}_2\text{CO}_3$  also promoted the gas yield and reduced the liquid yield.

(2) *Molecular sieve catalysis.* Early in 1990, Milne *et al.* first proposed the catalytic conversion of entire microalgae over HZSM-5 molecular sieve, but the obtained results were ambiguous.<sup>121</sup> The formation of high value-added aromatics is enhanced considerably, which can be attributed to the acidity of the zeolite catalysts in the catalytic pyrolysis of *Laminaria japonica* over microporous zeolite catalysts (HZSM-5, H $\beta$  and HY).<sup>122</sup> HZSM-5, which, together with its Brönsted acidity and specific pore structure, showed the highest selectivity for aromatic production. Compared to noncatalytic pyrolysis, the catalytic pyrolysis of microalgae produced lower bio-oil yields because of the catalytic cracking of bio-oil compounds to form gaseous products.<sup>122</sup> Similar results were reported by Wang,<sup>47</sup> Du<sup>123</sup> and Gopakumar<sup>124</sup> when HZSM-5 was used for the

catalytic pyrolysis of *C. vulgaris*. An increase of the aromatic hydrocarbon yield of 0.9 to 25.8 wt% was achieved while the oxygen content in turn decreased from 30.1 to 19.5 wt% and the HHV increased from 24.4 to 32.2 MJ kg<sup>-1</sup>.<sup>124</sup> The catalytic pyrolysis of microalgal biomass produces more monocyclic aromatics than that of lignocellulosic biomass.<sup>47</sup> Pan *et al.* pyrolyzed *Nannochloropsis* sp. using variable amounts of HZSM-5 over a range of temperatures.<sup>108</sup> The catalyst increased the HHV of the bio-oil from 24.6 to 32.7 MJ kg<sup>-1</sup>. The bio-oil obtained from catalytic pyrolysis is rich in aromatic hydrocarbons based on the GC-MS results.

A detailed study comparing noncatalytic and catalytic pyrolysis using exchanged cations ZSM-5 catalysts was carried out by Campanella and Harold.<sup>111</sup> Noncatalytic pyrolysis gave the highest total liquid content, whereas catalytic pyrolysis resulted in the highest hydrocarbon fraction. A comparison of four exchanged ZSM-5 catalysts (H-, Fe-, Cu- and Ni-) showed differences in the bio-oil yield and composition (Fig. 8).<sup>111</sup> Among the studied catalysts, H-ZSM-5 gave the largest enhancement in the liquid product yield.<sup>111</sup> Fig. 8a shows the effect of these catalysts on the bio-oil yields under identical operating conditions. The solid residue yield remained unchanged or slightly decreased. The volatile product yield increased at the expense of a decrease in the pyrolysis oil (bio-oil plus aqueous fraction). These results provide evidence for desired deoxygenation chemistry that produces CO, CO<sub>2</sub> and light hydrocarbons. Further, GC-MS measurements demonstrated that the zeolites catalyst enhanced the energy content associated with the more favorable bio-oil composition (Fig. 8b). Notable trends included a decrease in the fraction of oxygenated species and an increase in the fraction of hydrocarbons; meanwhile, the yield of nitrogen compounds remained the same or slightly decreased. Compared to noncatalytic pyrolysis, the catalytic pyrolysis provided an increase in phenols, which are high value-added chemicals, and could increase the attractiveness of the catalytic pyrolysis of microalgae.<sup>111</sup> In addition, the enhanced aromatic fraction yield may owe to Diels-Alder and condensation reactions.

In summary, the heteroatom derived from the microalgae biochemical composition can only be partly removed in catalytic pyrolysis, while the noncatalytic pyrolysis followed by bio-oil upgrading (two-stage method) can remove almost all the heteroatoms to satisfy the requirements for use as transportation fuel. However, the two-stage method presents some disadvantages, including numerous treatment steps, high storage cost, and low bio-oil yield, *etc.* Therefore, both of the two methods have their advantages and disadvantages.

**4.1.4 Co-pyrolysis of microalgae with other substances.** As mentioned earlier, some challenges with bio-oils obtained from the pyrolysis of microalgae that may hinder their commercialization include high oxygen content, low HHV, low volatility, *etc.* Upgrading of these unstable bio-oils would require a downstream hydrogenation step, for example. Thus, there is a need to explore strategies of improving the bio-oil quality.<sup>125</sup> To this end, the co-pyrolysis of mixtures of biomass and other substances has received increasing attention.<sup>126–130</sup> Co-pyrolysis of algae with other feedstocks offers an interesting approach to



Fig. 8 Experimental results of catalytic pyrolysis reactions conducted using different zeolites.<sup>111</sup> Copyright 2012 Elsevier. (a) Effect of catalyst on product yield in catalytic pyrolysis reactions. (b) Bio-oils product distribution. Process conditions: 773 K,  $N_2$  flow =  $250 \text{ mL min}^{-1}$ , algae mass = 7 g, WHSV =  $13.5 \text{ h}^{-1}$ , GHSV =  $20\,000 \text{ h}^{-1}$ , residence time  $\sim 1.5 \text{ s}$ .

overcome certain disadvantages of algal-only feedstocks.<sup>129,131</sup> Moreover, the co-pyrolysis may not require high-pressure hydrogenation, making the process safer. Attractive co-feeds include solid waste, coal, and even plastics. For example the transfer of hydrogen from a co-feed with a higher hydrogen-to-carbon ratio might enable de-oxygenation of the algal pyrolysis products leading to a higher quality biofuel.

Tang *et al.* studied the co-pyrolysis characteristic of microalgae and municipal solid waste under  $N_2/O_2$  and  $CO_2/O_2$  atmospheres using TGA.<sup>132</sup> As the blending ratio of microalgae increased from 10 to 70 wt% under a  $N_2/O_2$  atmosphere, the volatile release temperature decreased from 542 to 520 K, the temperature at the maximal peak decreased from 583 to 561 K, the maximum rate of weight loss decreased from 11.94 to 7.88 wt% and the residual weight decreased from 30 to 20 wt%.

The results from a TG- and modeling-based study using fresh water algae *Chlorococcum humicola* and a Victorian brown coal and their blends at different proportions showed that a smaller amount of algae can be mixed with coal without significantly changing in the pyrolysis characteristics.<sup>133</sup> Coal was mixed with algae to produce a slurry and then the combustion behavior of the coal-water slurry was investigated by Li *et al.*<sup>134</sup> Yuan *et al.* studied the rapid pyrolysis of the aquatic biomass (blue-green algae and water hyacinth) with two coals (bituminous and anthracite).<sup>135</sup> During the co-pyrolysis of algal biomass and coal, the interactions between algae and coal decreased char-N yields and increased volatile-N yields, but the total yields of  $NH_3 + HCN$  decreased. HCN formations consistently decreased, whereas  $NH_3$  formations only decreased in the high-temperature range but increased in the low-temperature range.

**4.1.5 Prospectives for pyrolysis of microalgae.** Pyrolysis of microalgae faces many challenges that will require innovative solutions. But recent developments with catalytic pyrolysis, potentially with synergistic co-feeds, hold promise for eventual commercial application. Various life cycle analyses and related studies have been carried out for microalgae and other biomass

feedstocks to produce biofuels.<sup>136–139</sup> It is not our intent to do an exhaustive review but to provide some key highlights. The following are critical factors that will have to be addressed pertaining to microalgae.

- **Energy content.** While compared to other biomass sources, the energy content of algae on a dry basis is nominally half that of a fossil fuel. The rather high oxygen content is primarily responsible. The removal of oxygen through chemistries like decarbonylation is essential to reduce the reductant requirements for deoxygenation.

- **Water content.** Algae grow in water and therefore require dewatering and drying prior to pyrolysis. The latter is particularly energy intensive. The use of a fraction of the water during the pyrolysis as a source of hydrogen through reforming of pyrolysis products is one approach.

- **Use of photo bioreactors (PBR).** One way to address the land requirement is to grow algae in transparent vertical columns. Designs would be needed to maximize the utilization of sunlight and minimize the materials cost. The use of polymeric materials that withstand photocatalytic degradation is essential. The materials cost of the PBR is a non-negligible factor in the overall economics.

- **Logistical issues.** Notwithstanding the land and water requirements for growth, the infrastructure needed for harvesting and conversion would require a massive effort and investment. Bio-oil production facilities should be located in close proximity to the lands producing the algal biomass. A stabilized bio-oil could then be transported to refineries for conversion to transportation liquids. This poses a trade-off between transportation costs and economies-of-scale afforded by larger pyrolysis facilities.

## 4.2 HTL of microalgae for bio-oil production

As described above, microalgal pyrolysis converts whole algae into liquid fuels.<sup>20</sup> However, a large amount of water

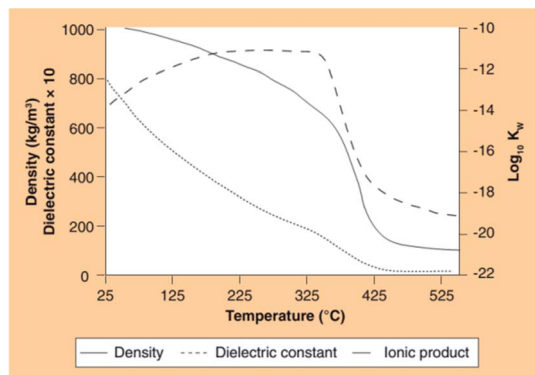


Fig. 9 Density, static dielectric constant at 30 MPa and ionic product of water at 25 MPa.<sup>143</sup> Copyright 2012 Future Science Group.

accompanies algae with typical algal cell density of  $1 \text{ g L}^{-1}$ .<sup>1</sup> As a result, the economics of microalgal pyrolysis are undermined by the costly dewatering and drying steps.<sup>28</sup>

As alternative to pyrolysis is hydrothermal liquefaction (HTL) which involves conversion of microalgae in slurry comprising a liquid solvent and is carried out at moderate temperatures and sufficient pressure to keep the solvent in the liquid phase. HTL is of interest because it eliminates the need to expend the energy to dewater and dry algae, as required in other thermochemical conversions.<sup>140</sup> To this end, the conversion of algae *via* HTL has received increasing interest in recent years even though biomass HTL is a rather mature technology, first described in the 1940s, with technology improvements in the 1980s by Shell researchers.<sup>141</sup>

HTL utilizes a variety of solvents, including water as the reaction medium. The use of water of course presents several advantages over other solvents because it is ecologically safer, cheaper, and readily available, not to mention that it is the growth medium for algae.<sup>142</sup> It is noted that the ionic product of water under high temperature and pressure conditions below the critical point of water is up to three orders of magnitude higher than that under ambient conditions (Fig. 9).<sup>143</sup> A high

ionic product is favorable for acid or base catalyzed reactions. In addition, water can act as an acid or base catalyst precursor due to the relatively high concentrations of  $\text{H}_3\text{O}^+$  and  $\text{OH}^-$  ions from the self dissociation.<sup>143</sup> When water is heated and compressed, the hydrogen bonds are weakened, resulting in a change in dielectric constant, acidity, and polarity, and increasing the reactivity of water. For example, the dielectric constant of water decreases from 78.85 to 13.96 when the temperature increases from 25 to 250 °C, resulting in the transition of water molecules from very polar to fairly nonpolar.<sup>144</sup> The dissociation constant of water ( $K_w$ ) increases from  $10^{-14}$  to  $10^{-11}$  just below 250 °C, resulting in an enhancement in the rates of acid- and base-catalyzed reactions in water.<sup>145</sup>

HTL of microalgae proceeds through a multi-step procedure as depicted in Fig. 10, and are as follows. (1) During the initial stages the algal cell membrane and wall are disrupted chemically in the high temperature and pressure water. Numerous reactions between organic compounds in the cell membrane and wall occur, and some small molecules are produced. (2) Once the microalgae are lysed, the intracellular components, lipids, proteins, and carbohydrates, participate into the reaction process. Hydrolysis and depolymerization occur, converting carbohydrates into monosaccharides and polysaccharides, proteins into peptides and amino acids, and lipids into fatty acids and glycerol. (3) Repolymerization/self-condensation reactions occur. This includes the conversion of lipids into fatty acids, proteins into nitrogen heterocycles, pyrroles, and indoles; and carbohydrates into cyclic ketones and phenols. Others chemical reactions such as Maillard reaction between the smaller molecules may be also present at this stage. (4) Following the liquefaction process, algae are eventually converted into a series of products including liquid, gas and solid residue. The long-chain nonpolar molecules generally named as bio-oil are formed. Short chain polar molecules are dissolved into water medium and the formed aqueous phase, which is mostly used to cultivate microalgae. The gaseous products, mainly  $\text{CO}_2$ , are directly vented to the atmosphere in most cases.



Fig. 10 Experimental procedure of HTL for microalgae in closed batch reactor (A) reactor, (B) charging, (C) sealing, (D) heating, (E) cooling, (F) washing.

In real HTL process, bio-oil can be separated easily from water phase with the addition of the organic solvents (such as trichloromethane, dichloromethane, tetrahydrofuran, and *n*-hexane). The separation procedure of HTL products is described in published papers.<sup>42,49,53,54</sup>

Microalgal derived HTL bio-oil has several desirable attributes. First, the HTL conversion of microalgae into bio-oil has an efficiency of 30–75% and a net positive energy yield that is 3–10 times of the input heat energy.<sup>146</sup> Based on the principle of green chemistry, Zhang *et al.* proposed the concept of Environment-Enhancing-Energy (E<sup>2</sup>-Energy) to integrate bio-oil production and wastewater treatment (Fig. 11).<sup>42</sup> According to E<sup>2</sup>-Energy, microalgae are grown to serve as a wastewater treatment method to uptake nutrients and capture CO<sub>2</sub> from HTL products.<sup>12</sup> Subsequently, the resulting algae are further converted into bio-oil *via* HTL. The algae species that grow in the post-HTL water are expected to have low lipid content because the N and C contents of the HTL aqueous stream are high.<sup>42</sup> That said, the bio-oil obtained from the HTL of microalgae still contains a fraction of O and N. Such bio-oil has a lower quality and HHV compared to the actual transportation fuel.

To improve the quality of bio-oil, two methods have been developed. One method involves HTL with homogeneous and/or heterogeneous catalysts. The other method involves the use of organic solvents or co-processing with other substances for microalgal HTL. In this section, we highlight the developments of noncatalytic HTL firstly, followed by catalytic HTL, and then by HTL in co-solvents. In addition, selected contents that elucidate the mechanism of microalgal HTL also fall within scope of this section.

**4.2.1 Noncatalytic HTL of microalgae.** The high moisture content and their small particle size of microalgae (*ca.* microns) makes HTL a convenient microalgal conversion process.<sup>158</sup> Over the past years, a variety of microalgal species have been studied as feedstocks for HTL to bio-oil (Table 4). Some of these species include *B. braunii*, *D. tertiolecta*, *D. salina*, *C. vulgaris*, *N. occulta*, *S. platensis*, and *Spirulina*, *etc.*<sup>21,28,29,31,32,147,151,156</sup> A wide range of operating conditions have led to highly variable bio-oil yields and HHVs as well as overall energy balances compared to pyrolysis oil. In general, HTL of microalgae has resulted in bio-oil yields that are 5–30 wt% than the initial lipid

content.<sup>27,28,31,32,54,147,151,159,160</sup> This is a result of the conversion of other microalgal components into bio-oil.<sup>151,161,162</sup>

The produced gas from HTL consists mainly of methane and carbon dioxide, such as the study of HTL of *B. braunii*.<sup>163</sup> Similar results were reported by Minowa *et al.*<sup>28</sup> who obtained a bio-oil yield of 37 wt% with a HHV of 36 MJ kg<sup>−1</sup> from *D. tertiolecta*. Other low-lipid microalgae, like *Spirulina*, were used as the feedstock, and the biofuel yield could reach as high as 78.3 wt%.<sup>157</sup> A bio-oil yield of 49 wt% was obtained from the HTL of *Desmodesmus* sp. as the feedstock. About 75% of the HHV (22–36 MJ kg<sup>−1</sup>) in microalgae was transformed into bio-oil.<sup>49</sup>

Researchers have reported that the highest bio-oil yields are obtained during HTL under subcritical conditions. Brown *et al.* converted the microalga *Nannochloropsis* sp. into bio-oil *via* HTL at different temperatures.<sup>54</sup> The highest bio-oil yield of 43 wt% was obtained at 623 K which corresponded to subcritical water. The bio-oil yields decreased from this maximum value in the 673–723 K temperature range. By 773 K, the bio-oil yield was nearly half the maximum value as a result of oil-range molecules reacting to form lighter and more volatile compounds which are not captured in the oil fraction. Moreover, at higher temperatures (supercritical conditions), higher molecular-weight compounds derived from oil-range molecules react together to form solid products.<sup>54</sup>

Zou *et al.* studied in detail the factors influencing HTL of the microalga *D. tertiolecta* for the production of bio-oil under various conditions.<sup>148</sup> The maximum bio-oil yield was approximately 36.9 wt% at a reaction temperature of 633 K and a holdup time of 30 min, with a feedstock ratio of materials to water of 1 : 10. The empirical formula of bio-oil with a HHV of 26.6 MJ kg<sup>−1</sup> was established as CH<sub>1.38</sub>O<sub>0.43</sub>N<sub>0.07</sub>, and the bio-oil included species such as hexadecanoic acid, palmitamide, and fatty acid methyl esters.<sup>148</sup>

The HTL of low-lipid microalga *C. pyrenoidosa* resulted in a peak bio-oil yield of 65.4 wt% when carried out at 553 K and a reaction time of 120 min. The resulting HHV was 35.4 MJ kg<sup>−1</sup>, which increased to 38.5 MJ kg<sup>−1</sup> at 573 K and 30 min reaction time, suggesting lower O and N contents in the bio-oil.<sup>42</sup>

In summary, studies of HTL of microalgae shows that a rather high bio-oil yield (20–66 wt%) can be obtained, which is a highly viscous bio-oil with are relatively high N content of 1–5 wt% and a HHV of 20–40 MJ kg<sup>−1</sup>. The optimum operating conditions for obtaining the maximum bio-oil yield is in the 573–623 K temperature range with reaction times of 15–120 min. However, the operating conditions are highly specific to strain and system. To obtain a bio-oil with lower nitrogen content, lower reaction temperature and shorter reaction time should be used or the protein fraction should be removed prior to HTL. Most of the aforementioned studies have used small bench-scale reactors with capacity less than 10 g of microalgae as feedstock. Jena *et al.* conducted a relatively large scale experiment with *S. platensis* in a 1.8-L batch reactor.<sup>151</sup> A reaction temperature of 623 K, holdup time of 60 min, and solids content of 20 wt% were identified as the optimal conditions for achieving the bio-oil yield of ~40 wt%. Meanwhile, 98.3 wt% of carbon was converted, and the obtained bio-oil had a HHV of 39.9 MJ kg<sup>−1</sup>.



Fig. 11 Concept of Environment-Enhancing-Energy (E<sup>2</sup>-Energy) technology.<sup>42</sup> Copyright 2011 Royal Society of Chemistry.



Table 4 Overview of studies on the HTL of microalgae

Type	Ref.	Catalysts	Feedstocks	Conditions			Max. bio-oil yield (wt%)	Max. HHV, (MJ kg <sup>-1</sup> )
				Reaction medium	Temperature (K)	Holding time, (min)		
Noncatalytic liquefaction (direct liquefaction)	148	—	<i>Dunaliella tertiolecta</i>	Water	633	30	36.9	26.6
	54	—	<i>Nannochloropsis</i> sp	Water	473–773	60	43.0	39.0
	49	—	<i>Desmodesmus</i> sp.	Water	448–723	5–60	49.0	36.0
	53	—	<i>Spirulina</i>	Water	493–648	30	38.0	35.2
			<i>Nannochloropsis salina</i>				46.0	38.1
	149	—	<i>Nannochloropsis</i> sp.	Water	873	1	66.0	37.0
	86	—	<i>Scenedesmus</i>	Water	573	30	45.0	35.5
			<i>Spirulina</i>				31.0	35.8
	42	—	<i>Chlorella pyrenoidosa</i>	Water	553	120	39.4	35.4
	150	—	<i>Chlorella pyrenoidosa</i>	Water	553	120	39.4	35.4
	58	—	<i>Spirulina</i>	Water	573	30	32.6	34.7
	151	—	<i>Spirulina platensis</i>	Water	623	60	39.9	39.9
	61	—	<i>Spirulina platensis</i>	Water	623	60	41.0	34.2
	57	—	<i>Spirulina</i>	Ethanol	633	—	35.4–45.3	32.6
	59	—	<i>Spirulina</i>	Ethanol	653	20	54.0	38.3
				Methanol			55.1	39.8
				1,4-Dioxane			56.6	36.8
Homogenous catalysis	152	—	<i>Chlorella pyrenoidosa</i>	Ethanol	443–643	5–120	64.6	38.9
	29	Na <sub>2</sub> CO <sub>3</sub>	<i>Botryococcus braunii</i>	Water	473–613	60	64.0	—
	28	Na <sub>2</sub> CO <sub>3</sub>	<i>Dunaliella tertiolecta</i>	Water	473–613	5 and 60	43.8	36.0
	153	Na <sub>2</sub> CO <sub>3</sub>	<i>Enteromorpha prolifera</i>	Water	493–593	5–60	23.0	30.0
	33	Na <sub>2</sub> CO <sub>3</sub>	<i>Microcystis viridis</i>	Water	573 and 613	30 and 60	33.0	30.0
	32	Na <sub>2</sub> CO <sub>3</sub>	<i>Dunaliella tertiolecta</i>	Water	633	50	25.8	30.7
	31	Na <sub>2</sub> CO <sub>3</sub>	<i>Chlorella vulgaris</i>	Water	573 and 623	60	27.3	37.9
		KOH						
		CH <sub>3</sub> COOH	<i>Spirulina</i>				20.0	39.9
		HCOOH						
	27	Na <sub>2</sub> CO <sub>3</sub>	<i>Chlorella vulgaris</i>	Water	623	60	35.8	37.1
		HCOOH	<i>Nannochloropsis oculata</i>				34.3	34.3
			<i>Porphyridium cruentum</i>				20.0	36.3
			<i>Spirulina</i>				29.0	36.8
	60	Na <sub>2</sub> CO <sub>3</sub>	<i>Spirulina platensis</i>	Water	573–623	30–60	51.6	36.3
		Ca <sub>3</sub> (PO <sub>4</sub> ) <sub>2</sub>					34.5	38.4
		NiO					30.2	35.1
	57	FeSO <sub>4</sub>	<i>Spirulina</i>	Ethanol	633	—	46.0	37.1
		FeS						
Heterogeneous catalysis	27	Na <sub>2</sub> CO <sub>3</sub>	<i>Chlorella vulgaris</i>	Water	623	60	27.0	33.2
		NaOH	<i>Spirulina</i>				29.0	35.1
		HCOOH	<i>Nannochloropsis occulta</i>				26.0	39.6
			<i>Porphyridium creuntum</i>				27.1	36.3
	154	H <sub>2</sub> SO <sub>4</sub>	<i>Sargassum polycystum</i>	Ethylene glycol	443	15	87.7 <sup>a</sup>	—
	155	H <sub>2</sub> SO <sub>4</sub>	<i>Dunaliella tertiolecta</i>	Ethylene glycol	443	33	45.0	28.4
	86	HZSM-5	<i>Chlorella pyrenoidosa</i>	Ethanol	473–573	30	71.3	36.2
	35	Raney-Ni	<i>Nannochloropsis</i> sp.	Water	623	60	57.0	38.0
		Pd/C						
		Pt/C						
		Ru/C						
		Ni/SiO <sub>2</sub> –Al <sub>2</sub> O <sub>3</sub>						
		CoMo/γ-Al <sub>2</sub> O <sub>3</sub>						
		Zeolite						
	156	Ni/REHY	<i>Dunaliella salina</i>	Water	473	60	72.0	30.1
	21	Co/Mo/Al <sub>2</sub> O <sub>3</sub>	<i>Chlorella vulgaris</i>	Water	623	60	38.7	39.7
		Ni/Al/Al <sub>2</sub> O <sub>3</sub>	<i>Nannochloropsis occulta</i>				30.0	42.0
		Pt/Al/Al <sub>2</sub> O <sub>3</sub>					38.9	38.2
	157	Fe(CO) <sub>5</sub> –S	<i>Spirulina</i>	Water	573 and 613	30 and 60	78.3	33.0

<sup>a</sup> Microwave-assisted liquefaction.

HTL is typically performed with slow heating and/or long reaction time (tens of minutes or longer). However, some recent results have suggested that shorter reaction times may be sufficient. A decrease in the reaction time would greatly reduce the reactor volume required for continuous bio-oil production, subsequently reducing the capital costs of such a process. Savage *et al.* investigated the fast HTL of the green marine alga *Nannochloropsis* sp. at batch reaction times of 1, 3, and 5 min within the temperature range of 573–873 K. Conventional liquefaction was carried out for 60 min at the same temperature range as a comparison.<sup>149</sup> The bio-oil yield of 66 wt% was obtained at a reaction time of 1 min and temperature of 873 K. This yield exceeded any previous report on the HTL of the same algal species. The bio-oil produced by fast HTL has carbon contents and HHV similar to those produced by the traditional isothermal liquefaction process, which involves treatment for tens of minutes. Moreover, the authors affirmed that the reaction ordinate is a useful parameter for interpreting the results from algae liquefaction performed at different temperatures and reaction times.<sup>149</sup>

Almost all the results to date have been for batch systems, and most studies have used organic solvents to recover the bio-oil fraction, which is perhaps not necessary in a continuous process. The introduction of organic solvents can increase the bio-oil recovery and will affect the water phase composition. Therefore, batch experiments only give partial insights into a continuous process; nevertheless, studies are useful for obtaining the optimum operating conditions and reaction pathways.

The large volume requirements of biomass conversion would rule out the use of a batch reactor. Thus, continuous operation will be required to make the bio-oil production more economically feasible. Moreover, the heat recovery from a continuous process increases the overall energy efficiency.<sup>164</sup> Jazrawi *et al.* developed a continuous-flow, pilot-scale HTL reactor system for the HTL of microalgae (*Chlorella* and *Spirulina*) as a follow-up to earlier research.<sup>164</sup> It was anticipated that the maximal bio-oil yield may be obtained at shorter residence times under continuous-flow HTL processing. The investigators demonstrated the successful operation of a continuous-flow, pilot-scale HTL reactor system and provided insight into the processing of microalgae under subcritical conditions. The bio-oil yields reached a maximum of 41.7 wt% for *Chlorella* processed with a 10 wt% solid concentration at 623 K, 3 min residence time, and 20 MPa. Continuous-flow HTL process provides a basis as well as technical parameters for its further industrialization. With increasing temperature, the oxygen content of the bio-oil decreased and the nitrogen content increased due to conversion of the algal protein fraction.

Recently, Elliott *et al.* reported a continuous-flow reactor system at relatively low temperature (623 K) and moderate pressure (20 MPa) to produce bio-oil from algae *via* HTL process.<sup>140</sup> A high bio-oil yield was obtained from the continuous HTL of whole algae. An analysis of the bio-oil composition revealed lipid-derived alkane products and heterocyclics derived from other biomass components.

**4.2.2 Catalytic HTL of microalgae.** HTL technology can effectively convert wet microalgae into bio-oil. However, the obtained bio-oil has much higher concentrations of O and N compared to conventional petrochemical-based transportation fuels. In addition, not more than half the feedstock is converted to bio-oil, and the availability of feedstock is not reliable. This has motivated research of catalytic HTL intended to improve the bio-oil quality and yield. To date, the majority of studies that have carried out catalytic HTL have used homogenous catalysts, only a few articles have used heterogeneous catalysts (Table 4). A major challenge in catalytic HTL regards the catalyst durability in terms of leaching, deactivation, and regeneration under the aggressive conditions characteristic of HTL. Here we highlight some of the recent developments in catalytic HTL of algae.

(1) *Homogenous catalysts.* Homogenous catalysts have received more attention for liquefaction of algae than heterogeneous catalysts.<sup>29</sup> The addition of alkali salts has a positive effect on HTL. To date, the most-studied homogeneous catalyst for the HTL of microalgae has been Na<sub>2</sub>CO<sub>3</sub>, which has been shown to improve gasification rates, accelerate the water gas shift reaction, and increase overall bio-oil yields.<sup>27–29,31–33,57,60,153,155,163,165–169</sup> In addition, the base catalysts raise the pH, inhibiting the dehydration of biomass monomers. Deoxygenation through dehydration (generally catalyzed by acid) instead of decarboxylation (DCO) give unsaturated compounds which easily polymerize to undesired char and tar.<sup>36</sup> Thus, alkali suppresses char and tar formation. Notwithstanding their advantages, homogeneous catalysts are more difficult to separate and recover after reaction.<sup>29</sup>

Minowa *et al.* carried out the earliest work on homogeneously catalyzed liquefaction of microalgae using 5% Na<sub>2</sub>CO<sub>3</sub> solution for the strains on *B. braunii* and *D. tertiolecta*.<sup>29,163</sup> The addition of Na<sub>2</sub>CO<sub>3</sub> increased the bio-oil yield and energy yield. The HTL of *M. viridis* with 5% Na<sub>2</sub>CO<sub>3</sub> as the catalyst resulted in the bio-oil yield increasing from 28.0 to 33.0 wt% while the energy yield increasing from 29.4 to 39.5 wt%.<sup>33</sup> In addition, the decrease in the oxygen content of the bio-oil was from 24.2 to 19.7 wt%.<sup>33</sup> The effect of the catalyst was more pronounced at lower temperature and shorter residence time. Similar results were obtained during the HTL of *D. tertiolecta*, *B. braunii* using 5% Na<sub>2</sub>CO<sub>3</sub> as a catalyst; in fact, the obtained bio-oil was nearly equivalent in quality to that of petroleum oil.<sup>32,163,169</sup>

According to the influence of the content of microalgae on the yields and product distribution, the reported bio-oil yield obtained from HTL microalgae exceeds the lipid content of the algae. The bio-oil yield followed the trend lipids > proteins > carbohydrates.<sup>27</sup> Both proteins and lipids were efficiently converted to bio-oil without catalysts, whereas the carbohydrates conversion was enhanced with Na<sub>2</sub>CO<sub>3</sub>. The carbohydrate and protein fractions of microalgae in water were converted into bio-oil with efficiencies of nearly 10.0 wt% and 20.0 wt%, respectively.<sup>27</sup> The effectiveness of Na<sub>2</sub>CO<sub>3</sub> reportedly depends to a large extent on the reaction temperature. Dote,<sup>29</sup> Minowa,<sup>28</sup> and Inoue<sup>30</sup> found that increasing the liquefaction temperature from 573 to 613 K with Na<sub>2</sub>CO<sub>3</sub> as a catalyst decreased the bio-oil yield. Yang<sup>33</sup> and Ross<sup>31</sup> reported the opposite effect. These

apparently inconsistent effects may be due to the different biochemical compositions of the microalgae, which, as mentioned above, respond differently to the presence of  $\text{Na}_2\text{CO}_3$ . The lipid content reported by Dote<sup>29</sup> and Minowa<sup>28</sup> was higher than that for the algae used by Ross,<sup>31</sup> supporting this hypothesis.

In some cases the addition of a catalyst may not increase the bio-oil yield but will alter the product distribution. For example, a common catalysts FeS had no effect on the bio-oil yield but significantly altered the proportion of the dominant compound, ethyl hexadecanoate.

The effect of catalyst type on the HTL of algae is another critical issue. For example, the HTL of *C. vulgaris* and *Spirulina* using alkalis (KOH and  $\text{Na}_2\text{CO}_3$ ) and organic acids ( $\text{CH}_3\text{COOH}$  and  $\text{HCOOH}$ ) as the catalysts were reported by Biller *et al.*<sup>31</sup> The catalysts enhanced the bio-oil yield in the order of  $\text{Na}_2\text{CO}_3 > \text{CH}_3\text{COOH} > \text{KOH} > \text{HCOOH}$ . The use of organic acids can improve the flow properties and lower the boiling point of the bio-oil.<sup>33</sup> However, the underlying mechanism for the apparent catalytic promotion by  $\text{Na}_2\text{CO}_3$  or formic acid during the liquefaction of biological molecule like proteins remains unclear. The common catalyst  $\text{Na}_2\text{CO}_3$  can have positive effects on the liquefaction of carbohydrates as well. For this reason, catalyzed HTL of high-carbohydrate microalgae resulted in higher yields with the addition of a carbonate catalyst as compared to the noncatalytic process. On the other hand, the use of alkali with highlipid feedstocks can induce saponification reactions, which leads to soap formation and reduced the bio-oil yield. However, longchain alkanes can be obtained from lipids with the use of  $\text{Na}_2\text{CO}_3$ . Model protein components investigated were preferably processed in water alone and exhibited the highest yields and energy content at the used conditions. These results suggest that high carbohydrate-containing algae should be processed in alkali, whereas high-protein and highlipid algae are best processed in water alone or in formic acid because these conditions can reduce the boiling point and increase the flow properties.

Another group of catalysts, including alkaline earth metal [ $\text{Ca}_3(\text{PO}_4)_2$ ] and transition metal oxide (NiO) were studied for the effect on the bio-oil yield from HTL of the microalga *S. platensis* for comparisons with alkali metal ( $\text{Na}_2\text{CO}_3$ ).<sup>60</sup>  $\text{Na}_2\text{CO}_3$  increased the bio-oil yield to 51.6 wt%, which was 29.2 wt% higher than that under noncatalytic conditions. In addition, the presence of NiO and  $\text{Ca}_3(\text{PO}_4)_2$  increased the yields of gaseous products, while catalytic HTL using  $\text{Na}_2\text{CO}_3$  produced lower gaseous yields than noncatalytic conditions. The use of the Ca- and Ni-based catalysts increased the gaseous yields, and decreased the bio-oil formation.

In addition to the alkali  $\text{Na}_2\text{CO}_3$  acidic species such as  $\text{H}_2\text{SO}_4$  have been used. Zou *et al.* liquefied the microalga *D. tertiolecta* at 393–473 K using 0–3.0 wt%  $\text{H}_2\text{SO}_4$  as the catalyst in ethylene glycol (EG).<sup>155</sup> A statistical analysis of their data showed that a maximum liquefaction yield of 45.0 wt% could be obtained at the optimized conditions of 2.4 wt%  $\text{H}_2\text{SO}_4$  at 443 K for 33 min. The direct liquefaction of *Sargassum polycystum* *C. Agardh* in EG with  $\text{H}_2\text{SO}_4$  as the catalyst along with microwave-assisted liquefaction resulted in bio-oil yield of 87.7 wt%. In fact, the

bio-oil was mainly composed of fatty acid methyl esters and alkanes with chain lengths from  $\text{C}_{17}$  to  $\text{C}_{20}$ .<sup>154</sup> When the feedstock was changed into *Ulva prolifera*, the maximum liquefaction yield of *U. prolifera* was 84.8 wt% with a HHV of  $15.1 \text{ MJ kg}^{-1}$ , which was obtained under a microwave power of 600 W using 6.0%  $\text{H}_2\text{SO}_4$  as the catalyst *via* microwave-assisted direct liquefaction.<sup>170</sup> The bio-oil was composed of benzene carboxylic acid, diethyl phthalate, long-chain fatty acids ( $\text{C}_{13}$  to  $\text{C}_{18}$ ), fatty acid methyl esters, and water.

The use of homogeneous catalysts does not always have a positive effect on the bio-oil yields and properties, especially if the additional cost is considered. Furthermore, the recovery of the homogenous catalysts is a problem.

(2) *Heterogeneous catalysts.* Heterogeneous catalysts provide a more attractive option than homogeneous catalysts in HTL. Their practical advantage is their separation is accomplished by simple filtration. Moreover, solid catalysts are commonly used in low-temperature water gasification of biomass, and gasification is crucial during HTL because oxygen is removed during this process.<sup>161</sup>

A large number of studies have been carried out using catalysts to improve bio-oil yield during HTL of microalgae. The choice of catalyst depends on the specific composition of the algal strain. In addition, heterogeneous catalysts tend to undergo coking during HTL process. Moreover, regeneration of the deactivated heterogeneous catalysts was difficult because the catalysts alone cannot be separated from the solid residue. These shortcomings greatly limit their practical application in the HTL of algae, and further works should be performed to overcome these disadvantages.

The most extensive reports on the influence of heterogeneous catalysis on HTL were published by Duan and Savage, who produced crude bio-oils from the microalga *Nannochloropsis* sp. *via* HTL in the presence of six heterogeneous catalysts [Pd/C, Pt/C, Ru/C, Ni/SiO<sub>2</sub>-Al<sub>2</sub>O<sub>3</sub>, CoMo/ $\gamma$ -Al<sub>2</sub>O<sub>3</sub> (sulfided), and zeolite].<sup>35</sup> The bio-oil yield in the absence of catalysts was 35.0 wt%, but increased to 57.0 wt% when the Pd/C catalyst was used without hydrogen. Ni/SiO<sub>2</sub>-Al<sub>2</sub>O<sub>3</sub> was the most active catalyst for desulfurization. The bio-oil produced with in the presence of Pd, Pt, Ru and Co-Mo catalysts exhibited a lower viscosity and lighter color than the uncatalyzed or zeolitecatalyzed samples. Meanwhile the presence of Ni, Pt, and Co-Mo decreased the O/C ratio. This suggests that catalytic deoxygenation was promoted.

In another study, NiO was used to catalytic HTL of both single (*Spirulina*) and mixed algal (from open ponds with wastewater) cultures.<sup>158</sup> Unexpectedly, the added NiO decreased bio-oil yields. The maximum bio-oil yield is up to 40.0 wt% in the presence of alumina-supported transition metal catalysts in the temperature range of 573 to 623 K.<sup>27</sup> The liquefaction procedure carried out at 623 K gave a bio-oil with a HHV of  $39.0 \text{ MJ kg}^{-1}$ . Biller *et al.* investigated three catalysts: an alumina-supported Co/Mo catalyst, an alumina-supported Ni catalyst and an alumina supported Pt catalyst.<sup>21</sup> The results indicated that the bio-oil yield from the HTL of *C. vulgaris* and *N. occulta* increased slightly with the use of heterogeneous catalysts; however, the increase of HHV was up

to 10%. The HTL results of a low-lipid microalga *C. pyrenoidosa* using heterogeneous catalysts showed that Raney-Ni and HZSM-5 catalysts had no significant effect on the HTL process. H<sub>2</sub> as the processing gas slightly improved the bio-oil yield and quality, whereas catalysts have no significant effect.<sup>84</sup>

Matsui *et al.* studied the liquefaction of *Spirulina* with various concentrations of Fe(CO)<sub>5</sub>-S catalyst.<sup>157</sup> Reactions in 1-methylnaphthalene with a small amount of water in CO and Fe(CO)<sub>5</sub>-S gave conversions greater than 96.0 wt% and total amount of bio-oil, gas and water yields was up to 83.0 wt%.

In summary, catalytic HTL conversion of algae can produce hydrocarbons for liquid fuels and hydrogen/methane-rich product gases. Thus, this field has tremendous potential and a bright outlook. Most recent studies on producing liquid fuels from the HTL of algae have focused on homogeneous catalysis by metal salts or alkali. More work is needed to identify better heterogeneous catalysts for these applications. In particular, the development of nonprecious metal-based catalysts is of particular interest. Finally, active catalytic materials that resist deactivation during HTL are needed.

**4.2.3 HTL of microalgae in co-solvents.** Water has been the most popular medium for the liquefaction of microalgae. However, HTL with water as the sole medium has drawbacks. First, the liquefaction is relatively harsh, involving rather high temperatures (523–623 K) and high pressures (10–20 MPa). Second, the bio-oil product is of inferior quality because it contains a relatively high oxygen and nitrogen content, which decreases the HHV and storage stability. Third, the conditions are unfavorable for maximizing the bio-oil yield. A recent study showed that only 40% carbon and 35% hydrogen in the feedstock are converted to bio-oil while a large fraction of organic species remained in the aqueous phase, thus resulting in a relatively low yield of bio-oil.<sup>33</sup>

To address these drawbacks, organic solvents have been studied as alternative media during microalgal liquefaction. Organic solvents used in microalgal liquefaction can dissolve or stabilize the weak polar or even nonpolar intermediates because of their lower dielectric constant compared to water.<sup>171</sup> Thus, such solvents can produce higher bio-oil yield. Another advantage of using organic solvents is that more moderate operating conditions can be used.

The HTL of the low-lipid microalga *C. pyrenoidosa* was processed under sub/supercritical ethanol.<sup>84</sup> The highest bio-oil yield of algae was 71.3 wt% at 513 K, whereas the highest HHV of the bio-oil was 36.2 MJ kg<sup>-1</sup> at 573 K. Supercritical ethanol condition (>513 K) is essential for the conversion of *C. pyrenoidosa*, and higher temperature facilitates deoxygenation.<sup>84</sup>

In addition, publication studies have shown that the solvent polarity can have a significant impact on the liquefaction features of microalgae.<sup>172</sup> When ethanol as the reaction medium for liquefaction of *C. pyrenoidosa*, the HHV of the bio-oils produced under different reaction conditions ranged from 27.7 to 36.5 MJ kg<sup>-1</sup>. The bio-oil yield increased from 9.8 to 64.6 wt% while the solid residue decreased from 60.1 to 11.9 wt% as the temperature was increased from 443 to 623 K.

The solvent type is significantly affected the bio-oil product distribution. The dominant components of the bio-oils were fatty acid methyl and ethyl esters when methanol and ethanol were used as solvents, respectively. In contrast, the primary product was hexadecanenitrile when 1,4-dioxane was used as solvent.<sup>59</sup> In addition to solvent polarity, operating variables, such as temperature, reaction time, solvent/microalgae ratio, and catalyst type and dosage, also influenced the conversion and yield of the bio-oil. As reported by Matsui *et al.*, reactions in tetralin and hydrogen significantly increased the bio-oil yield as the temperature was increased from 573 to 698 K.<sup>157</sup>

Additionally, previous studies had proved that the use of a co-solvent with water was advantageous to microalgae HTL on the bio-oil yield and product distribution.<sup>173–176</sup> Brennecke *et al.* found that the solubility of supercritical fluids could be greatly improved by adding a small amount of a second solvent, which is commonly called co-solvent.<sup>174</sup> Ethanol, 2-propanol, and methanol are often used as co-solvents for microalgal conversion in HTL.<sup>175,176</sup> Significantly higher bio-oil yield can be achieved in co-solvent–water mixture than in water alone as the reaction medium. Investigation of hydrophobic hydration in methanol–water mixtures under supercritical conditions is of a great practical importance for chemical engineering.<sup>177,178</sup>

Chen *et al.* reported the production of bio-oil by direct liquefaction of *D. tertiolecta* with sub/supercritical ethanol–water as the reaction medium at high temperature and pressure.<sup>175</sup> The bio-oil and solid residue (SR) yields as well as the conversion, are shown as a function of ethanol content in Fig. 12. The results indicate that using either ethanol or water as the medium is less effective for the conversion or bio-oil yield compared to the ethanol–water mixture. Ethanol and water showed synergistic effects on the liquefaction of *D. tertiolecta*. Sub/supercritical water can provide ionic, polar nonionic and free radical for the production of bio-oil from microalgae.<sup>179</sup>

Other studies have reported the function of ethanol as hydrogen-donors in algae liquefaction for bio-oil production.<sup>176</sup> In spite of the interesting synergistic effects afforded by the solvent mixture, the liquefaction of algae with sub/supercritical ethanol–water as the medium is a complex process, and many reactions could occur. The hydrogen-donor function of ethanol cannot be regarded as a simple dehydrogenation of ethanol. Direct evidence of the hydrogen-donor effect could be obtained by the hydrogen isotopic tracer method. Clearly, further research is needed.

#### 4.2.4 Co-liquefaction of microalgae with other substances

(1) *Co-liquefaction of microalgae and coal.* Coal is an attractive long-term energy source because of its comparatively large reserves. However, its larger sulfur, and metals content calls for the development of clean conversion technologies. Along these lines, direct coal liquefaction is an interesting technology. However, coal liquefaction requires harsh reaction conditions and the requisite hydrogen increases the cost and deters widespread adoption. To this end, the co-liquefaction of coal and biomass has gained increasing attention because it takes full advantage of the hydrogen of biomass, which could reduce hydrogen consumption, and result in milder operation compared to direct coal liquefaction.



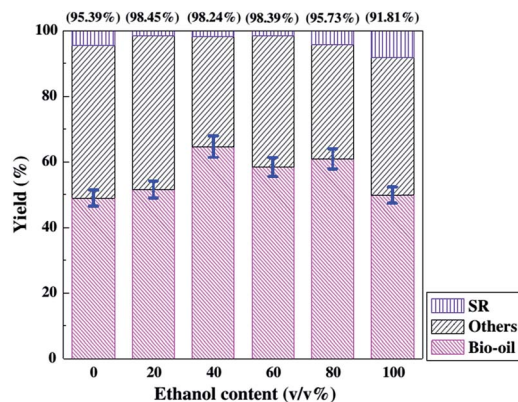


Fig. 12 Effect of ethanol content on the bio-oil, others and SR yields for the microalgae liquefaction in ethanol-water cosolvent.<sup>175</sup> Copyright 2012 Elsevier.

Earlier studies have investigated the co-liquefaction of microalgae (*Chlorella*, *Spirulina*, and *Littorale*) with coal (Australian Yallourn brown coal and Illinois no. 6 coal) under pressurized H<sub>2</sub> in 1-methylnaphthalene at 623–673 K for 60 min with various catalysts.<sup>51</sup> Co-liquefaction of *Chlorella* with Yallourn coal resulted in 99.8 wt% conversion with a 65.5 wt% of hexane-soluble fraction obtained at 673 K using a Fe<sub>1-x</sub>S catalyst. When *Littorale* and *Spirulina* were used, similar results were obtained with an iron-based catalyst. Conversely, the oil yield in the co-liquefaction with Illinois no. 6 coal was close to the additivity of the respective reaction with Fe(CO)<sub>5</sub>-S, even at S/Fe = 2. Ru<sub>3</sub>(CO)<sub>12</sub> was also effective for the co-liquefaction of microalgae with coal.<sup>51</sup>

Yang *et al.* reported the co-liquefaction of *D. tertiolecta* and coal to produce liquid fuel with sub/supercritical water-ethanol as the reaction solvent.<sup>180</sup> The optimal conversion and oil yield were 70.6 and 40.3 wt%, respectively. The results showed that an obvious synergetic effect existed between *D. tertiolecta* and coal, which not only improved the conversion and oil yield but also enhanced the oil quality. The synergetic effect values of conversion and bio-oil yield were 15.7 and 12.5 wt%, respectively, under the optimal reaction conditions.

(2) *Co-liquefaction of microalgae and plastic.* The rapid growth of plastics use worldwide has led to a concomitant increase in the amounts of plastics waste which is bulky and resistant to degradation. Thus, the conversion of waste plastic to liquid fuels is an intriguing approach especially given its typically high HHV (approximately 40 MJ kg<sup>-1</sup>) as a result of its high hydrogen and carbon content. The co-processing of waste polymer with biomass has received considerable attention.<sup>181</sup> Plastics could provide hydrogen during co-processing with biomass, increase oil production, and improve oil quality because of the high hydrogen content in plastics (approximately 14 wt% for PP and PE). Furthermore, the degradation of polymer could be improved *via* mixing with biomass.

A study on the co-liquefaction of microalgae (*Spirulina*) and synthetic polymer (high-density polyethylene, HDPE) in sub/supercritical ethanol showed that the decomposition of *Spirulina* and HDPE were mutually improved.<sup>181</sup> The addition of

*Spirulina* reduced the requisite degradation conditions for HDPE liquefaction and resulted in a high conversion of the HDPE. Synergetic effects were reported for the co-liquefaction of *Spirulina* and HDPE. For example, with a *Spirulina*/HDPE feed ratio of 4/6, the oil yield obtained at 613 K increased by 44.8 wt%. The oil from *Spirulina*/HDPE co-liquefaction had higher carbon and hydrogen content but lower oxygen content, resulting in a HHV of 48.4 MJ kg<sup>-1</sup>, a level comparable to fossil fuel. Moreover, the chemical compositions of the oil from co-liquefaction of *Spirulina*/HDPE blends were similar to that from sole HDPE liquefaction, in which aliphatic hydrocarbons dominated.<sup>181</sup>

In summary, microalgae can have obvious different role when they co-liquefying with different kinds of substances. Microalgae could act as the hydrogen donor in the co-processing of algae with coal because of their higher hydrogen contents. In view of the co-processing with plastics, algae act as the hydrogen receiver because they have less hydrogen than plastics. The obvious synergetic effect exists during co-processing; as a result, both the oil yield and quality have been improved.

**4.2.5 Mechanistic pathways of microalgal HTL.** In HTL, water simultaneously acts as reactant and catalyst, making this process different from pyrolysis. Under conditions close to the critical point, water has many interesting properties, such as low viscosity, high solubility of organic substances, high ionic product, *etc.* During HTL, a series of reactions occur, including hydrolysis, depolymerization, and repolymerization/self-condensation.<sup>181</sup> Microalgae, consisting of proteins, carbohydrates, and lipids, produce distinct compounds during HTL. Generally, lipids are transformed into fatty acids; proteins into nitrogen heterocycles, pyrroles, and indoles; and carbohydrates into cyclic ketones and phenols.<sup>27</sup> The products of HTL consist of bio-oil, water-soluble fractions (containing polar organic compounds), gaseous and solid residue fractions. In addition, a substantial part of the oxygen in the microalgae can be removed by dehydration or decarboxylation (DCO). In spite this general understanding of overall effects, the mechanisms for the HTL reactions of microalgae to bio-oil are not well understood. It goes without saying that understanding the microalgal HTL mechanisms and kinetics is essential for the design and optimization of the overall HTL process. Below we highlight the current level of understanding.

The carbohydrates in algae include polysaccharides, celluloses, hemicelluloses and starches. During HTL, carbohydrates are rapidly hydrolyzed to monosaccharides with glucose as one of the main products (Fig. 13).<sup>161,182</sup> The glucose is readily converted to fructose, an isomer of glucose. The fructose subsequently undergoes degradation with fragmentation products (*e.g.*, glycolaldehydes and glyceraldehydes). Some short intermediates can form volatile product (*e.g.*, H<sub>2</sub>, CH<sub>4</sub>, CO, *etc.*) and coke *via* further reaction.

Lipids mainly consist of fatty acid triglycerides (TAGs), which are nonpolar compounds with aliphatic characteristics. In HTL, TAGs are hydrolyzed to fatty acids and glycerol. The glycerol is subsequently converted to water-soluble soluble compounds. Free fatty acids are relatively stable but partially degrade to produce long-chain hydrocarbons for transportation fuels *via* DCO (Fig. 13).

Most proteins are composed of linear polymers of amino acids, and they both have structural and metabolic functions. The peptide C–N bond links the amino acids together between the carboxyl and amine groups; this bond will be hydrolyzed under HTL conditions resulting in the production of amino acids (Fig. 13). The amino acids rapidly undergo DCO and deamination, and consequently produce hydrocarbons, amines, aldehydes and acids. Some of these products are the same as those from the hydrolysis of carbohydrate. The interaction between the hydrolysates from carbohydrates and proteins can react with each other to generate N-containing ring compounds. This process is recognized as Maillard reaction, which is confirmed by many other published papers.<sup>37,84,161,182–186</sup>

With the aforementioned main chemical pathways identified, the HTL of algae is a complex process that is strongly affected by the feedstock type and the HTL experimental conditions. Knowledge about the composition of HTL bio-oils is important to understand the HTL mechanism. Torri *et al.* provided the HTL mechanisms based on the chemical compounds in the bio-oils obtained from the HTL of *Desmodesmus* sp.<sup>187</sup> The possible mechanisms are described as follows (Fig. 14).<sup>187</sup>

(1) The HTL-derived bio-oil is a mixture of a large number of compounds and macromolecular constituents, ranging from peptides to long-chain hydrocarbons. HTL at relatively low temperature (473–523 K) allows the extraction of the solvent soluble part of the cell constituents. Therefore, lipids, some short-chain algaenans, and some hydrophobic protein fragments end up in the organic solvent phase. However, most proteins and carbohydrates are not converted to water-insoluble products. Below 523 K, HTL is accompanied by a certain degree of thermal degradation, and the extraction of lipids and algaenan is improved to a certain degree. Therefore, the reactivity between proteins and carbohydrates is crucial during HTL. In general, proteins and carbohydrates can interact between themselves and/or with lipids through various ways.

(2) At 573–648 K, proteins and celluloses start to break down, giving diketopiperazines (DKP), amino-acid derivatives, and carbohydrates derivatives (*e.g.*, furans), the products from the cross reaction of those species, and asphaltene-like components. Protein degradation increases the bio-oil yields, but the hydrophobic portion of the protein–carbohydrate derived components increase the nitrogen content of the bio-oil. The main chemical route for the protein conversion is probably through depolymerization. Peptide depolymerization can be described as a progressive cyclization with the formation of gradually smaller cyclic oligo-peptides, with the final product being DKP. Even at 473 K, carbohydrates and proteins can be fragmented into smaller products (*e.g.*, amines and aldehydes), which may be able to form melanoid in-like materials and asphaltene-like materials.

(3) As the reaction proceeds, a strong increase is observed in “pyrolysis-like” products produced from thermal fragmentation of proteins and carbohydrates (*e.g.*, amino acids side chains or 2-methyl-cyclopentenone) and of smaller products from Maillard reactions (*e.g.*, pyrroles), at the expense of peptides and DKP, which are probably converted into amino acids and/or to other by-products.<sup>187</sup>

As mentioned earlier, introducing organic compounds as the processing solvents in HTL can improve the quality of bio-oil. The HTL mechanism of microalgae in ethanol is different from that in water. Based on GC-MS results and published reports, Zhang *et al.* provided a potential HTL mechanism of algae (Fig. 15):<sup>84</sup> (1) carbohydrates, proteins, and lipids first break down to their corresponding monomers, such as glucose, xylose, phenols, amino acids, and fatty acids under HTL conditions. These monomers further decompose, and then to form various types of intermediates. (2) The monomers and their intermediates undergo a series of reactions. As illustrated in Fig. 15, the amino acids undergo DCO and deamination reactions to form the corresponding amines and keto acids, respectively. The keto acids undergo DCO to form ketones,

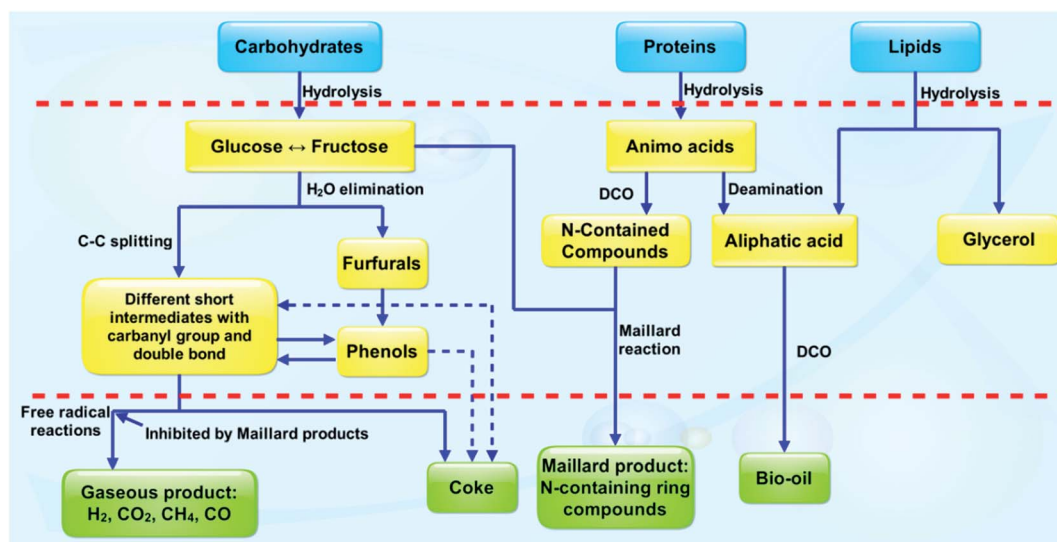


Fig. 13 Simplified reaction pathways for HTL of carbohydrates, proteins, and lipids altogether.<sup>161</sup> Copyright 2011 Elsevier,<sup>182</sup> Copyright 2010 Elsevier.

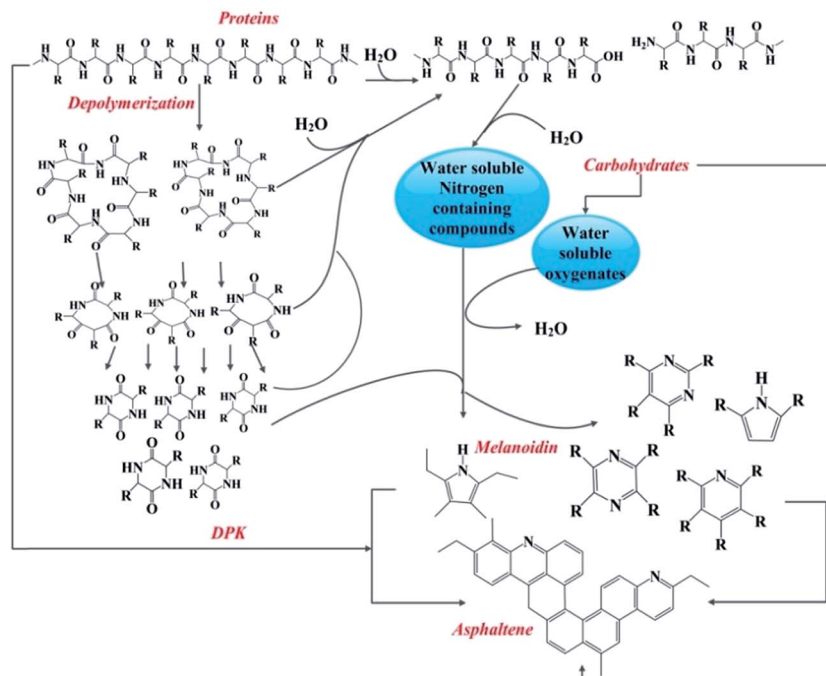


Fig. 14 Possible mechanisms for HTL oil formation from protein/carbohydrate macromolecules.<sup>187</sup> Copyright 2012 American Chemical Society.

which are abundant in the liquid products. The fatty acids undergo DCO to form aliphatic hydrocarbons or react with ethanol through esterification to form fatty acid esters. The fatty acids also react with amines or ammonia through acylation to form amides. The monosaccharides react with amino acids through Maillard chemistry to form melanoidin (nitrogenous polymers) and solid products. The monosaccharides further decompose to form small acids and furfural derivatives. The

furfural derivatives and phenols undergo repolymerization to form large molecular components and solid products.<sup>84</sup> The competitive reaction of the carboxyl group and ethanol to form esters, which are more stable under HTL conditions, suppress DCO and which results in a decrease in the volatile product yield.

Water plays a crucial role during the HTL of algae. Of particular importance is hydrolysis which converts proteins,

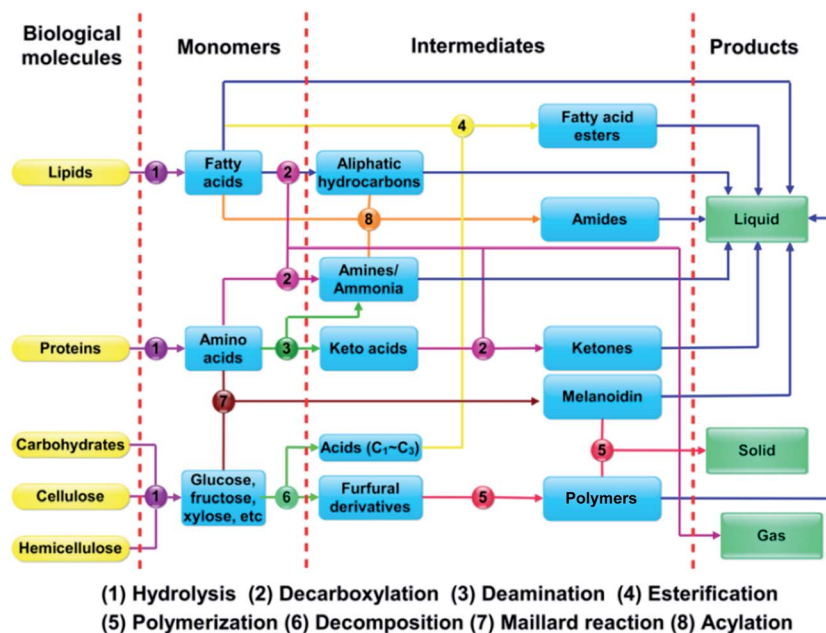


Fig. 15 Potential reaction mechanism of HTL for algae.<sup>84</sup> Copyright 2013 Elsevier.

carbohydrates, and lipids into a variety of components. To this end, the use of a cosolvent with water has attracted considerable attention because of the possible redirection reaction pathways. Chen *et al.* presented a plausible reaction mechanism on bio-oil preparation from *D. tertiolecta* with sub/supercritical ethanol-water as the reaction medium (Fig. 16).<sup>175</sup> Sub/supercritical ethanol-water is a weak acid. The liquefaction of proteins, carbohydrates, and lipids in *D. tertiolecta* is acid-catalyzed. Under acidic conditions, proteins first form a long peptide chain, which is then hydrolyzed to form amino acids. The amino acids undergo cracking, condensation, DCO, deamination, *etc.* to form liquefied product. Carbohydrates undergo dehydration to form monosaccharides, a part of which may then react with ethanol to form the ether that exists in the solid residues. Most monosaccharides may further react to generate carboxylic acid or other organic compounds that undergo the acid-catalyzed process. Lipids undergo dehydration to form carboxylic acid and glycerol. A competitive reaction with carboxylic acid occurs between ammonia and ethanol to form amides and esters during HTL. With sufficient ethanol present, amides react with ethanol. The presence of ethanol significantly influences the composition of liquefied products. The carboxylic acid can then react with ethanol *via* alcoholysis to form carboxylic acid esters and undergo ammonolysis with ammonia to form amides. The amides can also undergo alcoholysis to generate carboxylic acid esters when the concentration of ethanol is high. Ammonia, which is produced during the acid-catalyzed decomposition of proteins, may be used as an ammonolysis reagent in direct liquefaction.<sup>175</sup>

In summary, macromolecules in the microalgae first hydrolyze into small fragments (fatty acids, amino acids, and glucose), which are then converted into even lower molecular weight compounds. Particularly, amino acids undergo DCO and deamination to produce hydrocarbons, amines, aldehydes, and acids. The generated compounds (intermediates) are unstable and rearrange into larger compounds *via* condensation, cyclization, and polymerization. Although many researchers have studied the mechanism of HTL, understanding the detailed

interactions during the HTL of microalgae and their kinetics warrant further research.

**4.2.6 Prospectives for HTL of microalgae.** HTL is a desired conversion process that is specifically suitable for producing biofuel from wet feedstock because the energy intensive drying process is not necessary. Compared to biofuel produced from other thermochemical conversion process, such as pyrolysis, HTL biofuel has a higher energy density because it is more effective in terms of oxygen removal from the biomass feedstock *via* decarboxylation. Undoubtedly, HTL of microalgae are still in their early stages, in spite there is a large number of superiority in the biofuel production *via* microalgae HTL, the goal to provide a sufficient and cost-competitive method for the biofuel production without government subsidy has not been achieved yet.

Microalgal biomass, which has potential to serve as a renewable source of energy, is relatively new and unexplored. HTL will most likely find its place in an energy system where algae are used because of its safe and cheap reactant (water). Any commercial application of algae HTL would require the use of a continuous process where heat recovery can be incorporated in order to be sufficiently energy efficient. To achieve high yields of high quality bio-oil, the use of catalysts and potentially co-solvent is needed. Further research is needed to identify these catalysts and to understand the reaction pathways and to quantify the HTL kinetics. The following are recommended key factors that will have to be addressed pertaining to HTL microalgae:

- **Catalyst.** Catalytic HTL is one of the most ideal methods of microalgal liquefaction, and a suitable catalyst can increase biofuel yield and improve quality of bio-oil as well as. However, homogenous catalysts present a serious problem on the recovery of the catalysts, and the hydrothermal stability of heterogeneous catalysts must be taken into account when water as the reaction medium during HTL microalgae process. Further studies on more catalysts are necessary to identify supports and active materials that can better resist deactivation in HTL.



Fig. 16 HTL mechanisms of the main components of microalgae in sub/supercritical ethanol–water cosolvent.<sup>175</sup> Copyright 2012 Elsevier.



- Mild reaction conditions. HTL with sole water as the medium has potential drawbacks including relatively harsh with rather high temperatures (523–623 K) and high pressures (10–20 MPa). To solve these problems, organic solvents or organic solvents–water mixture instead of water have been applied during microalgal HTL. Replacing water with organic solvent or mixture as the reaction medium for HTL is theoretically feasible. The main advantage of using organic solvents or mixture is that more moderate operating conditions can be obtained. Organic solvents that have been used for microalgae liquefaction include alcohol, dioxane, tetralin, 1-methylnaphthalene, toluene and chloroform, *etc.*

- Development of pilot-scale plant. Process development work related to continuous operation and scale up has been reported. Process development, design, and optimization are facilitated by the availability of mathematical models that faithfully describe the process chemistry. The development of economic pilot-scale plant of HTL microalgae to produce bio-oil is one trend of HTL development.

- Reaction mechanisms and kinetics. Full knowledge of the mechanisms involved in the HTL process is critical. A systemic approach in determining the effects of various feedstock components and different reaction conditions on bio-oil yield and quality is needed because numerous algae species could be used as feedstock and different reaction conditions could be carried out.

### 4.3 Comparison of pyrolysis and HTL of algae

As mentioned above, HTL is a low-temperature (523–623 K) and high-pressure (5–20 MPa) process particularly suited for high-moisture feedstocks. In contrast, pyrolysis is accomplished at moderate to high temperatures (673–873 K) and atmospheric pressure but requires feedstock drying. Considerable attention has been given to HTL and pyrolysis for algal conversion. However, evaluating these two competing methods is complicated by the myriad of different algae strains. For this reason, studies that have directly compared the two methods using the same feedstock can provide valuable information.

One such study was conducted by Jena and Das who compared the liquefaction and pyrolysis of *S. platensis*.<sup>61</sup> The conversion was performed with a slurry containing 20.0 wt% of algal biomass and a reaction time of 60 min. Detailed comparison results are listed in Table 5. The energy consumption ratio (ECR) of HTL was found to be 0.70, indicating that this process was a net energy producer. In contrast, the ECR value of pyrolysis suggested that the pyrolysis consumed more energy than what could be produced from algal feedstock. Moreover, the bio-oil obtained from HTL had a higher energy density and superior fuel properties such as thermal and storage stability, compared to that obtained from pyrolysis.<sup>188</sup>

The compositions of bio-oil from HTL and pyrolysis have notable differences. Bio-oils generated from pyrolysis, especially at 623 K, have higher percentages of nitrogenous compounds and aromatic heterocycles compared to those generated from HTL. Bio-oils generated from HTL are easier to

upgrade than those from pyrolysis because of the higher abundance of straight-chain compounds than that of the former. FT-IR spectra of the bio-oil samples obtained from HTL and pyrolysis of microalgae are shown in Fig. 17.<sup>61</sup> A distinct band at approximately 3300 cm<sup>−1</sup> for pyrolytic bio-oils corresponds to N–H functional groups and represents a higher abundance of nitrogenous compounds than that for HTL bio-oils. Lower peaks in bio-oil from HTL at 1670 cm<sup>−1</sup> (C=O) represent less abundance of carboxylic acids, esters, or aryl ketones than that in bio-oil from pyrolysis.

Bio-oil from HTL had higher amount of inorganic elements than that from pyrolysis. This result can be attributed to HTL being a high-pressure process that results in more intense reactions compared to pyrolysis. Greater amounts of inorganic elements could have leached from solids ending up in the liquids/bio-oil fraction. In comparison, the bio-oil vapor from pyrolysis was collected in a set of condensers, leaving the solids inside the main reactor, as the reaction further proceeded.

In a second study, Vardon *et al.* converted *Scenedesmus* (raw and defatted) and *Spirulina* to bio-oil by HTL (573 K and 10–12 MPa) and slow pyrolysis (heated to 723 K at a rate of 50 K min<sup>−1</sup>), and then compared the produced bio-oils.<sup>86</sup> Both the two conversion routes produced energy-dense of bio-oil (35–37 MJ kg<sup>−1</sup>) similar to shale oil (41 MJ kg<sup>−1</sup>). However, bio-oil yields (24–45 wt%) and physicochemical characteristics were greatly influenced by conversion route and algal strains. Notable differences were observed in the mean bio-oil molecular weight (pyrolysis: 280–360 Da; HTL: 700–1330 Da) and the percentage of low-boiling compounds (bp < 673 K) (pyrolysis: 62–66 wt%; HTL: 45–54 wt%). HTL and slow pyrolysis of algae produced bio-oils with similar HHV, heteroatom content, and functionality. Nevertheless, pyrolytic bio-oil displayed a significantly higher percentage of cyclic oxygenates (16–24 wt%) compared to HTL bio-oil (8–12 wt%) in the form of phenolic compounds.

The energy efficiency of the two conversion routes was also discussed. Analysis of ECR also indicated that HTL is more favorable (ECR 0.4–0.6) than pyrolysis (ECR 0.9–1.2) for processing wet algal biomass (80% moisture content) because the latter requires water volatilization. However, pyrolysis is energetically favorable if the starting algal biomass has low moisture content (Fig. 18).<sup>86</sup>

Finally, HTL and pyrolysis have different dewater requirement and schedule. HTL is favorable for wet algal conversion

Table 5 Comparison between HTL and slow pyrolysis of algae.<sup>61</sup> Copyright 2011 American Chemical Society

	Liquefaction	Slow pyrolysis	
Reaction temperature/K	623	623	773
Conversion/wt%	93.0	60.0–72.0	—
Bio-oil yield/wt%	40.7	23.8	28.5
HHV/MJ kg <sup>−1</sup>	34.2	29.3	33.6
Energy recovery from the original algae/%	67.9	33.9	46.7
ECR	0.7	2.11	1.56



Fig. 17 Infrared spectra of bio-oil samples obtained from HTL and pyrolysis of microalgae.<sup>61</sup> Copyright 2011 American Chemical Society.

because of its integration with wet microalgae slurry (10–20% solids), as opposed to pyrolysis, which requires dried microalgae (80% solids). The dewatering requirements to achieve the percent solids required for the HTL necessitates the use of bio-flocculation, dissolved air filtration and centrifugation for water removal. The pyrolysis pathway requires the remaining water to be removed by using thermal methods. Drying of microalgae requires substantial energy, accounting for nearly half of the overall net energy ratio (NER) for the pyrolysis pathway modeled at the industrial-scale.<sup>189</sup>

A similar conclusion was reported by Sawayama.<sup>185</sup> According to their calculations, the energy required for algae liquefaction is only 6.7 MJ kg<sup>-1</sup> of the bio-oil produced. Therefore, HTL is preferred over pyrolysis for the conversion of algae to bio-oil because of its energetic and economic advantages.

Although HTL may be more attractive than pyrolysis with respect to energy efficiency, not all studies agree that HTL has a positive ECR. Biller and Ross employed HTL on four algal species (*C. vulgaris*, *Spirulina*, *Nannochloropsis* sp. and *P. cruentum*) and indicated that only the HTL of *C. vulgaris* without catalyst produced an ECR of 0.8. The ECRs of all other species were all equal to or larger than 1.0, suggesting that more

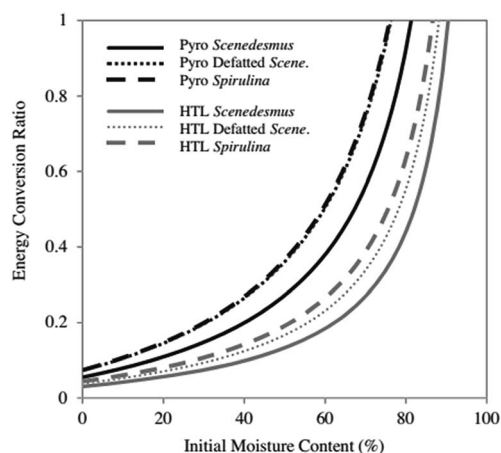


Fig. 18 ECR for HTL and pyrolysis of algal biomass at varying initial moisture contents.<sup>86</sup> Copyright 2012 Elsevier.

energy is needed for liquefaction than what can be gained from the bio-oil.<sup>27</sup> Therefore, algal conversion to bio-oil by HTL must be performed with caution.

## 5. Upgrading of crude bio-oil from algae

As we have discussed, bio-oil derived from algae *via* the thermochemical conversion processes of pyrolysis and HTL has a higher oxygen content, lower stability and lower HHV than petroleum. This is in spite of the substantial advances made in catalytic pyrolysis and HTL towards the enhancement of bio-oil yield and quality. The upshot is that the bio-oil requires further upgrading to put in on par with conventional petroleum feedstock for subsequent refining into transportation fuel. As discussed above, generally HTL bio-oil has lower oxygen and nitrogen content than bio-oil obtained by pyrolysis.<sup>31</sup> The ultimate aim of upgrading is to improve the quality of bio-oil by decreasing the fraction of organic acids, aldehydes, and other reactive compounds because they increase corrosiveness and acidity. Moreover, compared to bio-oil derived from lignocellulosic biomass, microalgal bio-oil contains significant amounts of nitrogen rooted from protein in microalgae, which is undesirable in the final product.

Because of the high diversity of compounds in the bio-oil, the upgrading of bio-oil is a complex reaction network; representative reactions include cracking, decarbonylation, DCO, hydrocracking, hydrodeoxygenation (HDO), and hydrogenation.<sup>190–194</sup> These are discussed next.

Catalytic cracking with various zeolite catalysts is an attractive method for upgrading triglycerides to produce fuels.<sup>195–198</sup> Cracking does not require H<sub>2</sub>, which is a significant advantage over deoxygenation using hydrotreating catalysts. However, cracking has the disadvantage of coking of the catalyst, which therefore requires regeneration to maintain activity.

DCO and decarboxylation yield hydrocarbon chains with one carbon atom less as compared to the reactant, that is to say, carbon chain length is reduced, which is generally undesirable for fuels. Decarbonylation yields olefins, and DCO produces paraffins. By contrast, the HDO route selectively cleaves C=O bonds, while the C–C bonds remain intact. Furthermore, the HDO reaction eliminates oxygen by producing H<sub>2</sub>O instead of CO<sub>2</sub>, rendering it more environmentally friendly than DCO, and attract more attentions.

It is worth mentioning, in order to improve fuel combustion performance it may be desirable to retain some oxygen in the fuel. These methods include esterification and selective-hydrogenation.<sup>199</sup> Wan *et al.* reported one-step hydrogenation–esterification of aldehyde and acid to ester over bifunctional Pt catalysts.<sup>200</sup> However, production of oxygenated biofuel only be reported in upgrading of bio-oil derived from lignocellulosic biomass, and there are no published data for algae-base bio-oil, it may be important topic worth studying in the future.

### 5.1 Upgrading of model compounds

Algal-derived bio-oil contains unsaturated and saturated long-chain fatty acids (C<sub>16</sub>–C<sub>18</sub>), so it is of interest to understand

the relevant upgrading chemistries for these species. Here we report on selected studies.

In recent work, the mechanisms for decarbonylation and DCO were investigated using palmitic or oleic acids as model compounds on different catalysts.<sup>201–205</sup> The main products from palmitic acid were C<sub>8</sub>–C<sub>15</sub> n-alkanes, with pentadecane the alkane with the highest yield. Hydrogenation of the double bond in oleic acid was faster than its DCO to form C<sub>17</sub> hydrocarbons.

Noble metal-based catalysts have high activity and have been extensively investigated. Na *et al.* investigated the deoxygenation of bio-oil obtained by pyrolysis of microalgae for the production of hydrocarbon fuel by metal-supported catalysts.<sup>206</sup> The distribution of the products depends on the reaction conditions and catalyst used.<sup>207</sup> To reduce the cost, tungsten-based catalysts were explored.<sup>208</sup> Both tungsten oxide and tungsten carbide based catalysts allow an upgrading of the feed to higher-value products. The activated carbon is promising and inexpensive catalytic materials for converting fatty acids to alkanes.<sup>209,210</sup>

Upgrading *via* hydrogenation is a promising route and another research focus.<sup>197</sup> In a series of related works, Lercher and coworkers<sup>211–213</sup> reported that the extracted microalgae oil from algae cell is found to be triglycerides predominant. The upgrading process begins with the hydrogenolysis of the triglycerides to produce fatty acids. The research showed that microalgal oil can be nearly quantitatively hydrodeoxygenated to alkanes by a cascade of reactions on bifunctional catalysts containing Ni and an acidic zeolite (HZSM-5 and HBeta).<sup>211</sup> The reaction pathway proceeds through an initial hydrogenolysis of triglyceride leading to fatty acid and propane. The subsequent hydrogenation of the carboxylic group of fatty acid leads to the corresponding aldehyde; for example, octadecanal (rate-determining step), followed by either decarbonylation of octadecanal to *n*-heptadecane and carbon monoxide (minor route) or hydrogenation of octadecanal to 1-octadecanol (major route). Subsequently, the produced 1-octadecanol undergoes sequential acid-catalyzed dehydration and metal-catalyzed hydrogenation leading to the final *n*-octadecane. The overall reaction pathway proposed for microalgae oil transformation is shown in Fig. 19A.<sup>211</sup> In summary, Ni catalyzes efficiently the hydrogenolysis of the fatty acid ester, the decarbonylation of aldehyde intermediates, and the hydrogenation of –COOH, –CHO, and C=C double bonds in reactants and intermediates, and the acid function catalyzes the dehydration of alcohol intermediates.

It was shown that the HDO rate for palmitic acid was greater on Ni/ZrO<sub>2</sub> than on Ni/SiO<sub>2</sub> or Ni/Al<sub>2</sub>O<sub>3</sub> but was slower than that on H-zeolite-supported Ni.<sup>213</sup> In the absence of H<sub>2</sub>, ketonization catalyzed by ZrO<sub>2</sub> is the dominant reaction (Fig. 19B). Pd/C favors direct DCO (–CO<sub>2</sub>), whereas Pt/C and Raney Ni favor decarbonylation pathway (–CO). The deoxygenation rate of palmitic acid decreases in the sequence of  $r(\text{Pt black}) \approx r(\text{Pd black}) > r(\text{Raney Ni})$  without H<sub>2</sub>. The reaction mechanism is the same for either noble metal or transition metal. The development of more affordable catalysts with similar performance and durability is of great interest from an industrial standpoint because noble metals are costly.



Fig. 19 Proposed reaction pathway for the transformation of microalgal oil to alkanes over different catalysts (A) bifunctional Ni/HBeta catalysts.<sup>211</sup> Copyright 2009 Wiley; (B) Ni/ZrO<sub>2</sub> catalyst.<sup>213</sup> Copyright 2012 Wiley.

## 5.2 Upgrading of real bio-oil from HTL microalgae

Bio-oils produced from microalgae *via* HTL are formed in an aqueous environment. From the view of engineering, oil upgrading under the same environment may be more advantageous. Thus, bio-oil treatment in sub- or supercritical aqueous environment may be an effective approach for oil upgrading.

Duan published a series of related works.<sup>35,214–216</sup> Table 6 provides a summary of Duan's contribution to bio-oil research. The combination of high temperature and H<sub>2</sub> increase the HHV of bio-oil. In addition, the performance of carbon-based catalysts is superior to that of other catalysts.

In Duan's work, the upgraded bio-oil had better properties after processing with Pt/C catalyst and high-pressure H<sub>2</sub> in SCW. The bio-oil had a HHV of 43 MJ kg<sup>−1</sup>, and the total acid number of the upgraded oil (25) was considerably lower than that of original feed (256). Finally, the upgraded bio-oil had a very high content of hydrocarbon molecules, including alkanes and aromatic compounds. Overall, the properties of the upgraded oil obtained from the catalytic treatment in SCW are similar to those of hydrocarbon fuels derived from petroleum. This work shows that the crude bio-oil from the HTL of microalgae can be effectively upgraded in SCW in the presence of a Pt/C catalyst.

On the other hand, molecular breakdown of the crude and upgraded oils are clearly different. The chromatogram for the crude bio-oil shows minimal material eluting prior to 40 min. By contrast, the upgraded oil shows some large peaks at retention times shorter than 12 min and many regularly spaced peaks, which correspond to a series of n-alkanes starting at about C<sub>9</sub>. It indicated the catalytic hydrothermal upgrading process produced oil with more low-boiling species.

During upgrading of crude algal bio-oil in SCW, different types of reactions occur simultaneously. In addition to hydrogenation, hydration and/or oxygenation reaction also occur, which involve water in the upgrading chemistry, leading to the incorporation of H and O atoms into the upgraded oil.

**Table 6** Comparison of Duan's contribution to catalytic upgrading of algal bio-oil

No.	Catalyst	T/K	Ambience	HHV/ MJ Mg <sup>-1</sup>	Ref.
1	Pd/C, Pt/C, Ru/C, Ni/SiO <sub>2</sub> -Al <sub>2</sub> O <sub>3</sub> , CoMo/ $\gamma$ -Al <sub>2</sub> O <sub>3</sub>	623	He	38.0	35
2	Pt/C, Mo <sub>2</sub> C, HZSM-5	703–803	He	42.0–43.0	214
3	Pt/C	673	H <sub>2</sub>	43.0	215
4	Pt/ $\gamma$ -Al <sub>2</sub> O <sub>3</sub>	673	H <sub>2</sub>	—	216

The catalyst must endure erosion from sub/supercritical system, and the effect of H<sub>2</sub>O on bio-oil treated, which was not found in the published papers, should be considered. Most results were obtained on a small scale, and product characterization has mainly been restricted to GC-MS. Bio-oils from sub/supercritical system treatment are still far away from direct use as transportation fuel because the product oil still contained some oxygenated compounds and nitrogen-containing compounds. Therefore, additional treatment and process optimization is needed.

## 6. Conclusions and perspectives

In recent years, the production of renewable fuel obtained from microalgae has attracted considerable attention because of algal fast growth rate, minimal competition with food crops, and other factors. Therefore, microalgal-based biofuels have a paramount role to play in combating energy shortage, global warming and climate changes. Thus, there is tremendous potential for this field and the outlook is bright.

Nevertheless, research for the production of biofuels from microalgae is in the early stages, we are still on some way from realizing the potential to produce commercially viable microalgal biofuels at a large scale. Sustained, in-depth research is needed to accelerate the practical use of microalgae as energy feedstock, and enhancement of bio-oil production yield and energy efficiency of the process is our overall goal.

In summary, thermochemical conversion of microalgal feedstock is still in the developmental stage, and challenges in the coming years include the following:

- Feedstock provide and algal cultivation

The main hurdle of algae-based biofuels to be solved is the cost gap, since the technologies (including cultivation, harvesting and conversion) accessible today cannot make microalgal biofuels production economical. The cost of the infrastructure facilities and the energy required for microalgae cultivation and harvesting are high, for example, the drying operation of the microalgal biomass consume intense input energy.

The growth rate of algae is fast in comparison to other plants, but in the context of the overall economics higher rates will be needed to reduce the aforementioned land requirements. Genetic engineering of algal strains with high growth

rate and energy content is critical. In addition, it appears that choice of an appropriate algal strain and cultivation conditions possibly incorporating flue gas as a source of carbon

- Life cycle analysis

Microalgae obviously require CO<sub>2</sub> for growth, which raises the importance of coupling their growth with CO<sub>2</sub>-producing facilities, such as cement and coal-fired power plants. For example, the use of CO<sub>2</sub> absorption columns with algae growth and harvesting comprises a synergistic approach that provides integrated solutions, which could bring costs of CO<sub>2</sub> capture and utilization down.

Production volume, land footprint and water requirement. The sheer volume of transportation fuel consumption worldwide is daunting. For example, the U. S. alone consumes about 19 million barrels of petroleum products per day. Of that total, about two-thirds are used for transportation. Based on a conservative estimate for growth rate of 81 g dry algae per m<sup>2</sup> day, and assuming that 25% of the intrinsic energy content is utilized towards bio-oil, 25 000 km<sup>2</sup> (6.2 million acres) of land area,  $8.466 \times 10^8$  m<sup>3</sup> saline water and  $7.914 \times 10^9$  m<sup>3</sup> fresh water would be needed to produce the equivalent of 1 000 000 barrels of oil equivalent per day. Thus, a vast land area and water would be needed.

- Process coupling and co-processing

Due to the high cost, algal cultivation for biofuel production alone is hard to achieve cost effectiveness and a positive energy balance. One possible solution to reduce the algae production cost and process energy cost is to combine the algal cultivation with current wastewater treatment process.

In addition, co-processing of microalgae with other feedstocks could also help reduce the overall cost, co-process with waste plastics is such a good example. Waste plastics caused serious environment pollution, which can be regarded as "white pollution". Addition of a fraction of the waste plastics during the thermochemical conversion of microalgae can obtain higher yield and higher oil quality due to role of waste plastic as hydrogen source and presence of a synergistic effect in co-process.

- Specific issue in conversion process

### a Catalyst

Catalysts are crucial in the production of bio-oil from algae. The selection of proper catalysts for the conversion of algae to desired products is a complex process. Promising catalyst candidates must be identified from vast numbers of trial compounds to provide useful information about active sites, optimized structures and composition, and possible synthesis routes. The majority of the work to date on producing liquid fuels from algal HTL has focused on homogeneous catalysis by metal salts or alkali. The more recent studies, however, are beginning to examine heterogeneous catalysts due to advantages in separation and selectivity of the catalyst. In particular, the development of non-precious metal based catalysts would provide a major advance. Finally, there is a need for more catalyst development work to identify supports and active components that better resist deactivation in hot compressed water or supercritical water.



## b Reaction mechanisms and kinetics

Understanding the mechanisms of algal thermochemical conversions, especially catalysis mechanism, is the critical issue for improving conversion processes and guide the experimental research, and further studies could provide insights into the catalysis mechanism, especially concerning the catalyst deactivation.

In addition, process kinetics is extremely to optimized algal conversion reaction and design the pilot-scale reactor in the next step. The effects of various feedstock components and operating parameters on the yield and quality of bio-oil must be further investigated to identify the optimal processing conditions because numerous algae species could be used as feedstock and different reaction condition could be conducted.

## c Continuous pilot-scale reactor

Development of pilot-scale plant is needed to accelerate algal conversion process profitability and economic feasibility. However, most of the algal conversion reactions reported have been on a small scale (less than 10 g algae), and only very few attempted algal pyrolysis and HTL have been carried out in continuous reactor systems. Designing a large reactor is very difficult because the mechanisms involves complex process reactions are not yet clearly understood. Finally, during scale up of the HTL process, technical difficulties arise when pumping algal slurry into high pressure reactors.

## d Product characterization

Understanding the chemical composition of bio-oil is required to evaluating conversion process and optimizing the upgrading of crude-oil. However, the small scale of most algal conversion reactions results in too little sample being obtained to distill the liquid product. Thus product characterization has been limited to GC-MS and elemental analysis for the liquids. When larger amount of sample be obtained, other analytic method, such as  $^1\text{H}$  NMR spectra, can be conducted,  $^1\text{H}$  NMR can provide more detailed information about the composition of the total liquid product.

## e Computational modelling

The computational modelling for algal thermochemical conversion so far is still very limited due to lack of accumulated knowledge in this relatively new field, most related work has been conducted on simplified model systems. More simulation research in this field is expected to be performed in the future, and direct simulation of real algal systems is highly desired. To this end, algae and its conversion process should be understood more deeply and efficient new methodologies, which are capable of simulating large real algal conversion systems, should be developed.

## Acknowledgements

This study was supported financially by National Natural Science Foundation of China (no. 21376140 and no. 21176142),

Program for New Century Excellent Talents in University (no. NCET-12-0308), Independent Research Programs of Tsinghua University (no. 20111081067), and Science and PetroChina Innovation Foundation (no. 2010D50060406) National Key Technology R&D Program (no. 2011BAD14B01).

## References

- 1 T. M. Yeh, J. G. Dickinson, A. Franck, S. Linic, L. T. J. Thompson and P. E. Savage, *J. Chem. Technol. Biotechnol.*, 2013, **88**, 13–24.
- 2 J. Zakzeski, P. C. A. Bruijninx, A. L. Jongerius and B. M. Weckhuysen, *Chem. Rev.*, 2010, **110**, 3552–3599.
- 3 L. R. Lynd, J. H. Cushman, R. J. Nichols and C. E. Wyman, *Science*, 1991, **251**, 1318.
- 4 Y. Q. Pu, S. L. Cao and A. J. Ragauskas, *Energy Environ. Sci.*, 2011, **4**, 3154–3166.
- 5 C. Zhao, T. Brück and J. A. Lercher, *Green Chem.*, 2013, **15**, 1720–1739.
- 6 W. Wang, S. P. Wang, X. B. Ma and J. L. Gong, *Chem. Soc. Rev.*, 2011, **40**, 3703–3727.
- 7 C. Y. Chen, X. Q. Zhao, H. W. Yen, S. H. Ho, C. L. Cheng, D. J. Lee, F. W. Bai and J. S. Chang, *Biochem. Eng. J.*, 2013, **78**, 1–10.
- 8 A. L. Ahmad, N. H. M. Yasin, C. J. C. Derek and J. K. Lim, *Renewable Sustainable Energy Rev.*, 2011, **15**, 584–593.
- 9 D. M. Alonso, S. G. Wettstein and J. A. Dumesic, *Chem. Soc. Rev.*, 2012, **41**, 8075–8098.
- 10 T. T. Li, Y. B. Zheng, L. Yu and S. L. Chen, *Bioresour. Technol.*, 2013, **131**, 60–67.
- 11 R. H. Wijffels and M. J. Barbosa, *Science*, 2010, **239**, 796–799.
- 12 B. H. Gebreslassie, R. Waymire and F. Q. You, *AIChE J.*, 2013, **59**, 1599–1621.
- 13 Y. Chisti, *Biotechnol. Adv.*, 2007, **25**, 294–306.
- 14 R. S. Ruan, Z. Y. Du, Y. C. Li, X. Q. Wang, Y. Q. Wan, Q. Chen, C. G. Wang, X. Y. Lin, Y. H. Liu and P. Chen, *Bioresour. Technol.*, 2011, **102**, 4890–4896.
- 15 P. M. Schenk, S. R. T. Hall, E. Stephens, U. C. Marx, J. H. Mussgnug, C. Posten, O. Kruse and B. Hankamer, *BioEnergy Res.*, 2008, **1**, 20–43.
- 16 P. Biller, R. Riley and A. B. Ross, *Bioresour. Technol.*, 2011, **102**, 4841–4888.
- 17 L. Gouveia and A. C. Oliveira, *J. Ind. Microbiol. Biotechnol.*, 2009, **36**, 269–274.
- 18 H. M. Oh, J. Y. Lee, C. Yoo, S. Y. Jun and C. Y. Ahn, *Bioresour. Technol.*, 2010, **101**, S75–S77.
- 19 J. E. Duffy, W. A. Canuel, W. Adey and J. P. Swaddle, *Science*, 2009, **326**, 1345.
- 20 P. J. L. B. Williams, *Nature*, 2007, **450**, 478.
- 21 G. W. Roberts, M. O. P. Fortier, B. S. M. Sturm and S. M. S. Williams, *Energy Fuels*, 2013, **27**, 857–867.
- 22 M. Balat, M. Balat, E. Kirtay and H. Bala, *Energy Convers. Manage.*, 2009, **50**, 3158–3168.
- 23 A. Gutierrez, R. K. Kaila, M. L. Honkela, R. Slioor and A. O. I. Krause, *Catal. Today*, 2009, **147**, 239–246.

- 24 D. M. Alonso, J. Q. Bond, J. C. S. Ruiz and J. A. Dumesic, *Green Chem.*, 2010, **12**, 992–999.
- 25 G. W. Huber, S. Iborra and A. Corma, *Chem. Rev.*, 2006, **106**, 4044–4098.
- 26 G. W. Huber, J. W. Shabaker and J. A. Dumesic, *Science*, 2003, **300**, 2075–2077.
- 27 P. Biller and A. B. Ross, *Bioresour. Technol.*, 2010, **102**, 215–225.
- 28 T. Minowa, S. Yokoyama, M. Kishimoto and T. Okakura, *Fuel*, 1995, **74**, 1735–1738.
- 29 Y. Dote, S. Sawayama, S. Inoue, T. Minowa and S. Yokoyama, *Fuel*, 1994, **73**, 1855–1857.
- 30 S. Inoue, Y. Dote, S. Sawayama, T. Minowa, T. Ogi and S. Yokoyama, *Biomass Bioenergy*, 1994, **6**, 269–274.
- 31 A. B. Ross, P. Biller, M. Kubacki, H. Li, A. L. Langton and J. Jones, *Fuel*, 2010, **89**, 2234–2243.
- 32 S. P. Zuo, Y. L. Wu, M. D. Yang, I. Kaleem, C. Li and J. M. Tong, *Energy*, 2010, **35**, 5406–5411.
- 33 Y. Yang, C. Feng, Y. Inamori and T. Maekawa, *Resour., Conserv. Recycl.*, 2004, **43**, 21–33.
- 34 L. Li, E. Coppola, J. Rine, J. L. Miller and D. Walker, *Energy Fuels*, 2010, **24**, 1305–1315.
- 35 P. G. Duan and P. E. Savage, *Ind. Eng. Chem. Res.*, 2011, **50**, 52–61.
- 36 M. C. Chow, W. R. Jackson, A. L. Chaffee and M. Marshall, *Energy Fuels*, 2013, **27**, 1926–1950.
- 37 A. A. Peterson, F. Vogel, R. P. Lachance, M. Froling, J. M. J. Antal and J. W. Tester, *Energy Environ. Sci.*, 2008, **1**, 32–65.
- 38 S. N. Xiu and A. Shahbazi, *Renewable Sustainable Energy Rev.*, 2012, **16**, 4406–4414.
- 39 F. Metting, *J. Ind. Microbiol. Biotechnol.*, 1996, **17**, 477–489.
- 40 L. S. Silva, D. L. González, A. M. G. Minguillan and J. L. Valverde, *Bioresour. Technol.*, 2013, **130**, 321–331.
- 41 S. H. Ho, C. Y. Chen, D. J. Lee and J. S. Chang, *Biotechnol. Adv.*, 2011, **29**, 189–198.
- 42 G. Yu, Y. H. Zhang, L. Schideman, T. Funk and Z. C. Wang, *Energy Environ. Sci.*, 2011, **4**, 4587–4595.
- 43 E. W. Becker, *Biotechnol. Adv.*, 2007, **25**, 207–210.
- 44 W. M. Peng, Q. Y. Wu, P. G. Tu and N. M. Zhao, *Bioresour. Technol.*, 2001, **80**, 1–7.
- 45 A. M. Rizzo, M. Prussi, L. Bettucci, I. M. Libelli and D. Chiaramonti, *Appl. Energy*, 2013, **102**, 24–31.
- 46 V. Budarin, A. B. Ross, P. Biller, R. Riley, J. H. Clark, J. M. Jones, D. J. Gilmour and W. Zimmerman, *Green Chem.*, 2012, **14**, 3251–3254.
- 47 K. G. Wang and R. C. Brown, *Green Chem.*, 2013, **15**, 675–681.
- 48 B. Maddi, S. Viamajala and S. Varanasi, *Bioresour. Technol.*, 2011, **102**, 11018–11026.
- 49 G. A. Laura, T. Cristian, S. Chiara, V. S. Jaapjan, F. Daniele, S. R. A. Kersten and D. W. F. Brilman, *Energy Fuels*, 2012, **26**, 642–657.
- 50 A. Demirbas, *Energy Convers. Manage.*, 2010, **51**, 2738–2749.
- 51 N. Ikenaga, C. Ueda, T. Matsui, M. Ohtsuki and T. Suzuki, *Energy Fuels*, 2001, **15**, 350–355.
- 52 X. L. Miao, Q. Y. Wu and C. Y. Yang, *J. Anal. Appl. Pyrolysis*, 2004, **71**, 855–863.
- 53 S. S. Toor, H. Reddy, S. G. Deng, J. Hoffmann, D. Spangsmark, L. B. Madsen, J. B. H. Nielsen and L. A. Rosendahl, *Bioresour. Technol.*, 2013, **131**, 413–419.
- 54 T. M. Brown, P. G. Duan and P. E. Savage, *Energy Fuels*, 2010, **24**, 3639–3646.
- 55 Z. Y. Du, M. Mohr, X. C. Ma, Y. L. Cheng, X. Y. Lin, Y. H. Liu, W. G. Zhou, P. Chen and R. S. Ruan, *Bioresour. Technol.*, 2012, **120**, 13–18.
- 56 A. Campanella, R. Muncrief, M. P. Harold, D. C. Griffith, N. M. Whitton and R. S. Weber, *Bioresour. Technol.*, 2012, **109**, 154–162.
- 57 H. J. Huang, X. Z. Yuan, G. M. Zeng, J. Y. Wang, H. Li, C. F. Zhou, X. K. Pei, Q. You and L. Chen, *Fuel Process. Technol.*, 2011, **92**, 147–153.
- 58 D. R. Vardon, B. K. Sharma, J. Scott, G. Yu, Z. C. Wang, L. Schideman, Y. H. Zhang and T. J. Strathmann, *Bioresour. Technol.*, 2011, **102**, 8295–8303.
- 59 X. Z. Yuan, J. Y. Wang, G. M. Zeng, H. J. Huang, X. K. Pei, H. Li, Z. F. Liu and M. H. Cong, *Energy*, 2011, **36**, 6406–6412.
- 60 U. Jena, K. C. Das and J. R. Kastner, *Appl. Energy*, 2012, **98**, 368–375.
- 61 U. Jena and K. C. Das, *Energy Fuels*, 2011, **25**, 5472–5482.
- 62 C. Posten and G. Schaub, *J. Biotechnol.*, 2009, **142**, 64–69.
- 63 Q. Q. Guan, C. H. Wei and P. E. Savage, *Energy Fuels*, 2012, **26**, 4575–4582.
- 64 Q. Q. Guan, C. H. Wei and P. E. Savage, *Phys. Chem. Chem. Phys.*, 2012, **14**, 3140–3147.
- 65 Q. Q. Guan, P. E. Savage and C. H. Wei, *J. Supercrit. Fluids*, 2012, **61**, 139–145.
- 66 P. Azadi and R. Farnood, *Int. J. Hydrogen Energy*, 2011, **36**, 9529–9541.
- 67 J. A. Onwudili, A. R. L. Langton, A. B. Ross and P. T. Williams, *Bioresour. Technol.*, 2013, **127**, 72–80.
- 68 S. H. Ho, S. W. Huang, C. Y. Chen, T. Hasunuma, A. Kondo and J. S. Chang, *Bioresour. Technol.*, 2013, **135**, 191–198.
- 69 Y. Chisti, *Trends Biotechnol.*, 2008, **26**, 126–131.
- 70 R. Harun and M. K. Danquah, *Process Biochem.*, 2011, **46**, 304–309.
- 71 R. Harun, M. K. Danquah and G. M. Forde, *J. Chem. Technol. Biotechnol.*, 2010, **85**, 199–203.
- 72 M. V. Koopmans, R. H. Wijffels, M. J. Barbosa and M. H. M. Eppink, *Bioresour. Technol.*, 2013, **135**, 142–149.
- 73 S. Arad and O. L. Ontman, *Curr. Opin. Biotechnol.*, 2010, **21**, 358–364.
- 74 D. R. Georgianna and S. P. Mayfield, *Nature*, 2012, **488**, 329–335.
- 75 V. T. Duong, Y. Li, E. Nowak and P. M. Schenk, *Energies*, 2012, **5**, 1835–1849.
- 76 X. D. Wu, R. S. Ruan, Z. Y. Du and Y. H. Liu, *Energies*, 2012, **5**, 2667–2682.
- 77 E. Stephens, I. L. Ross, Z. King, J. H. Mussnug, O. Kruse, C. Posten, M. Borowitzka and B. Hankamer, *Nat. Biotechnol.*, 2010, **28**, 126–128.
- 78 T. Shirvani, X. Y. Yan, O. R. Inderwildi and P. P. Edwards, *Energy Environ. Sci.*, 2011, **4**, 3773–3778.

- 79 S. H. Al-lwayzy and T. Yusaf, *Energies*, 2013, **6**, 766–783.
- 80 V. Patil, K. Q. Tran and H. R. Giselerød, *Int. J. Mol. Sci.*, 2008, **9**, 1188–1195.
- 81 E. Suali and R. Sarbatly, *Renewable Sustainable Energy Rev.*, 2012, **16**, 4316–4342.
- 82 L. Brennan and P. Owende, *Renewable Sustainable Energy Rev.*, 2010, **14**, 557–577.
- 83 K. G. Wang, R. C. Brown, S. Homsy, L. Martinez and S. S. Sidhu, *Bioresour. Technol.*, 2013, **127**, 494–499.
- 84 J. X. Zhang, W. T. Chen, P. Zhang, Z. Y. Luo and Y. H. Zhang, *Bioresour. Technol.*, 2013, **133**, 389–397.
- 85 A. Demirbas, *Energy Convers. Manage.*, 2000, **41**, 633–646.
- 86 D. R. Vardon, B. K. Sharma, G. V. Blazina, K. Rajagopalan and T. J. Strathmann, *Bioresour. Technol.*, 2012, **109**, 178–187.
- 87 M. Balat, *Energy Sources, Part A*, 2008, **30**, 649–659.
- 88 D. Mohan, C. U. Pittman and P. H. Steele, *Energy Fuels*, 2006, **20**, 848–889.
- 89 H. S. Heo, H. J. Park, Y. K. Park, C. Ryu, D. J. Suh, Y. W. Suh, J. H. Yim and S. S. Kim, *Bioresour. Technol.*, 2010, **101**, S91–S96.
- 90 R. He, X. P. Ye, B. C. English and J. A. Satrio, *Bioresour. Technol.*, 2009, **100**, 5305–5311.
- 91 J. Shen, X. S. Wang and M. G. Perez, *Fuel*, 2009, **88**, 1810–1817.
- 92 R. Xu, L. Ferrante, C. Briens and F. Berruti, *J. Anal. Appl. Pyrolysis*, 2009, **86**, 58–65.
- 93 H. J. Park, Y. K. Park and J. S. Kim, *Fuel Process. Technol.*, 2008, **89**, 797–802.
- 94 K. H. Lee, B. S. Kang, Y. K. Park and J. S. Kim, *Energy Fuels*, 2005, **19**, 2179–2184.
- 95 H. J. Park, Y. K. Park, J. I. Dong, J. S. Kim, J. K. Jeon, S. S. Kim, J. Kim, B. Song, J. Park and K. J. Lee, *Fuel Process. Technol.*, 2009, **90**, 186–195.
- 96 G. Duman, C. Okutucu, S. Ucar, R. Stahl and J. Yanik, *Bioresour. Technol.*, 2011, **102**, 1869–1878.
- 97 W. M. Peng, Q. Y. Wu and P. G. Tu, *J. Appl. Phycol.*, 2001, **13**, 5–12.
- 98 S. P. Zou, Y. L. Wu, M. D. Yang, C. Li and J. M. Tong, *Bioresour. Technol.*, 2010, **101**, 359–365.
- 99 D. M. Li, L. M. Chen, S. L. Chen, X. W. Zhang, F. J. Chen and N. H. Ye, *Fuel*, 2012, **96**, 185–191.
- 100 A. Agrawal and S. Chakraborty, *Bioresour. Technol.*, 2013, **128**, 72–80.
- 101 A. Marcilla, A. G. Siurana, C. Gomis, E. Chápuli, M. C. Catalá and F. J. Valdés, *Thermochim. Acta*, 2009, **484**, 41–47.
- 102 I. V. Babich, M. V. D. Hulst, L. Lefferts, J. A. Moulijn, P. O. Connor and K. Seshan, *Biomass Bioenergy*, 2011, **35**, 3199–3207.
- 103 S. Grierson, V. Strezov, G. Ellem, R. McGregor and J. Herbertson, *J. Anal. Appl. Pyrolysis*, 2009, **85**, 118–123.
- 104 T. Dickerson and J. Soria, *Energies*, 2013, **6**, 514–538.
- 105 X. L. Miao and Q. Y. Wu, *J. Biotechnol.*, 2004, **110**, 85–93.
- 106 W. M. Peng, Q. Y. Wu and P. G. Tu, *J. Appl. Phycol.*, 2000, **12**, 147–152.
- 107 K. Chaiwong, T. Kiatsiriroat, N. Vorayos and C. Thararax, *Biomass Bioenergy*, 2013, **56**, 600–606.
- 108 P. Pan, C. W. Hu, W. Y. Yang, Y. S. Li, L. L. Dong, L. F. Zhu, D. M. Tong, R. W. Qing and Y. Fan, *Bioresour. Technol.*, 2010, **101**, 4593–4599.
- 109 A. E. H. Ware, T. Morgan, M. Wilson, M. Crocker, J. Zhang, K. L. Liu, J. Stork and S. Debolt, *Renewable Energy*, 2013, **60**, 625–632.
- 110 A. Demirbas, *Energy Sources, Part A*, 2006, **28**, 933–940.
- 111 A. Campanella and M. P. Harold, *Biomass Bioenergy*, 2012, **46**, 218–232.
- 112 Z. Q. Hu, Y. Zheng, F. Yan, B. Xiao and S. M. Liu, *Energy*, 2013, **52**, 119–125.
- 113 S. T. Gopakumar, S. Adhikari, S. A. Chattanathan and R. B. Gupta, *Bioresour. Technol.*, 2012, **118**, 150–157.
- 114 D. Beneroso, J. M. Bermúdez, A. Arenillas and J. A. Menéndez, *Bioresour. Technol.*, 2013, **144**, 240–246.
- 115 K. M. Holland, *US. Pat.*, 5387321, 1995.
- 116 K. M. Holland, *US. Pat.*, 5330623, 1994.
- 117 A. Marcilla, L. Catalá, J. C. G. Quesada, F. J. Valdés and M. R. Hernández, *Renewable Sustainable Energy Rev.*, 2013, **27**, 11–19.
- 118 X. Y. Li, L. Su, Y. J. Wang, Y. Q. Yu, C. W. Wang, X. L. Li and Z. H. Wang, *Front. Environ. Sci. Eng.*, 2012, **6**, 295–303.
- 119 P. T. Williams and N. Nugranad, *Energy*, 2000, **25**, 493–513.
- 120 Y. Zeng, B. H. Zhao, L. F. Zhu, D. M. Tong and C. W. Hu, *RSC Adv.*, 2013, **3**, 10806–10816.
- 121 T. A. Milne, R. J. Evans and N. Nagle, *Biomass*, 1990, **21**, 219–232.
- 122 H. W. Lee, S. J. Choia, S. H. Park, J. K. Jeon, S. C. Jung, S. H. Joo and Y. K. Park, *Energy*, 2014, **66**, 2–6.
- 123 Z. Y. Du, X. C. Ma, Y. Li, P. Chen, Y. H. Liu, X. Y. Lin, H. W. Lei and R. S. Ruan, *Bioresour. Technol.*, 2013, **139**, 397–401.
- 124 Z. F. Hu, X. Q. Ma and C. X. Chen, *Bioresour. Technol.*, 2012, **107**, 487–493.
- 125 B. Han, Y. Chen, Y. L. Wu, D. R. Hua, Z. Chen, W. Feng, M. D. Yang and Q. H. Xie, *J. Therm. Anal. Calorim.*, 2013, **115**, 227–235.
- 126 L. M. Zhou, Y. P. Wang, Q. W. Huang and J. Q. Cai, *Fuel Process. Technol.*, 2006, **8**, 963–969.
- 127 A. Aboulkas and E. K. Harfi, *J. Therm. Anal. Calorim.*, 2009, **95**, 1007–1013.
- 128 J. Wang, S. Y. Zhang, X. Guo, A. X. Dong, C. Chen, S. W. Xiong, Y. T. Fang and W. D. Yin, *Energy Fuels*, 2012, **26**, 7120–7126.
- 129 V. I. Sharypov, N. G. Beregovtsova, B. N. Kuznetsov, L. Membrado, V. L. Cebolla, N. Marin and J. V. Weber, *J. Anal. Appl. Pyrolysis*, 2003, **67**, 325–340.
- 130 L. Zhang, S. P. Xu, W. Zhao and S. Q. Liu, *Fuel*, 2007, **86**, 353–359.
- 131 C. X. Chen, X. Q. Ma and Y. He, *Bioresour. Technol.*, 2012, **117**, 264–273.
- 132 Y. T. Tang, X. Q. Ma and Z. Y. Lai, *Bioresour. Technol.*, 2011, **102**, 1879–1885.
- 133 K. Kirtania and S. Bhattacharya, *Biomass Bioenergy*, 2013, **55**, 291–298.

- 134 W. Li, W. Li and H. Liu, *Fuel*, 2010, **89**, 965–970.
- 135 S. Yuan, X. L. Chen, W. F. Li, H. F. Liu and F. C. Wang, *Bioresour. Technol.*, 2011, **102**, 10124–10130.
- 136 O. Jorquera, A. Kiperstok, E. A. Sales, M. Embirucu and M. L. Ghirardi, *Bioresour. Technol.*, 2010, **101**, 1406–1413.
- 137 E. Molina, J. Fernandez, F. G. Acien and Y. Christy, *J. Biotechnol.*, 2001, **92**, 113–131.
- 138 C. U. Ugwu, H. Aoyagi and H. Uchiyama, *Bioresour. Technol.*, 2008, **99**, 4021–4028.
- 139 L. Lardon, A. Helias, B. Siave, J. P. Steyer and O. Bernard, *Energy Environ. Sci.*, 2009, **43**, 6475–6481.
- 140 D. C. Elliott, T. R. Hart, A. J. Schmidt, G. G. Neuenschwander, L. J. Rotness, M. V. Olarte, A. H. Zacher, K. O. Albrecht, R. T. Hallen and J. E. Holladay, *Algal Res.*, 2013, **2**, 445–454.
- 141 P. E. Savage, *Science*, 2012, **338**, 1039–1040.
- 142 H. A. Ruiz, R. M. R. Jasso, B. D. Fernandes, A. A. Vicente and J. A. Teixeira, *Renewable Sustainable Energy Rev.*, 2013, **21**, 35–51.
- 143 P. Biller and A. B. Ross, *Biofuels*, 2012, **3**, 603–623.
- 144 D. G. Archer and P. M. Wang, *J. Phys. Chem. Ref. Data*, 1990, **19**, 371–411.
- 145 A. V. Bandura and S. N. Lvov, *J. Phys. Chem. Ref. Data*, 2006, **35**, 15–30.
- 146 M. Pham, L. Schideman, J. Scott, N. Rajagopalan and M. J. Plewa, *Environ. Sci. Technol.*, 2013, **47**, 2131–2138.
- 147 P. Biller, A. B. Ross, S. C. Skill, A. L. Langton, B. Balasundaram, C. Hall, R. Riley and C. A. Llewellyn, *Algal Res.*, 2012, **1**, 70–76.
- 148 S. P. Zou, Y. L. Wu, M. D. Yang, C. Li and J. M. Tong, *Energy Environ. Sci.*, 2010, **3**, 1073–1078.
- 149 J. L. Faeth, P. J. Valdez and P. E. Savage, *Energy Fuels*, 2013, **27**, 1391–1398.
- 150 G. Yu, Y. H. Zhang, L. Schideman, T. L. Funk and Z. C. Wang, *Trans. ASABE*, 2011, **54**, 239–246.
- 151 U. Jena, K. C. Das and J. R. Kastner, *Bioresour. Technol.*, 2011, **102**, 6221–6229.
- 152 P. G. Duan, X. J. Bai, Y. P. Xu, A. Y. Zhang, F. Wang, L. Zhang and J. Miao, *Bioresour. Technol.*, 2013, **136**, 626–634.
- 153 D. Zhou, L. Zhang, S. C. Zhang, H. B. Fu and J. M. Chen, *Energy Fuels*, 2010, **24**, 4054–4061.
- 154 J. X. Guo, Y. B. Zhuang, L. M. Chen, J. H. Liu, D. M. Li and N. H. Ye, *Bioresour. Technol.*, 2012, **120**, 19–25.
- 155 S. P. Zou, Y. L. Wu, M. D. Yang, C. Li and J. M. Tong, *Energy Fuels*, 2009, **23**, 3753–3758.
- 156 C. Yang, L. S. Jia, C. P. Chen, G. F. Liu and W. P. Fang, *Bioresour. Technol.*, 2011, **102**, 4580–4584.
- 157 T. Matsui, A. Nishihara, C. Ueda, M. Ohtsuki, N. Ikenaga and T. Suzuki, *Fuel*, 1997, **76**, 1043–1048.
- 158 U. Jena, N. Vaidyanathan, S. Chinnasamy and K. C. Das, *Bioresour. Technol.*, 2011, **102**, 3380–3387.
- 159 P. J. Valdez, J. G. Dickinson and P. E. Savage, *Energy Fuels*, 2011, **25**, 3235–3243.
- 160 M. F. Demirbas, *Appl. Energy*, 2011, **88**, 3473–3480.
- 161 S. S. Toor, L. Rosendahl and A. Rudolf, *Energy*, 2011, **36**, 2328–2342.
- 162 J. Akhtar and N. A. S. Amin, *Renewable Sustainable Energy Rev.*, 2011, **15**, 1615–1624.
- 163 S. Sawayama, S. Inoue, Y. Dote and S. Y. Yokoyama, *Energy Convers. Manage.*, 1995, **36**, 729–731.
- 164 C. Jazrawi, P. Biller, A. B. Ross, A. Montoya, T. Maschmeyer and B. S. Haynes, *Algal Res.*, 2013, **2**, 268–277.
- 165 M. Watanabe, Y. Aizawa, T. Iida, T. M. Aida, C. Levy, K. Sue and H. Inomata, *Carbohydr. Res.*, 2005, **340**, 1925–1930.
- 166 B. Y. Yang and R. Montgomery, *Carbohydr. Res.*, 1996, **280**, 27–45.
- 167 W. S. L. Mok, M. J. Antal and G. Varhegyi, *Ind. Eng. Chem. Res.*, 1992, **31**, 94–100.
- 168 M. Watanabe, T. Iida, Y. Aizawa, H. Ura, H. Inomata and K. Arai, *Green Chem.*, 2003, **5**, 539–544.
- 169 A. Banerjee, R. Sharma, Y. Chisti and U. C. Banerjee, *Crit. Rev. Biotechnol.*, 2002, **22**, 245–270.
- 170 Y. B. Zhuang, J. X. Guo, L. M. Chen, D. M. Li, J. H. Liu and N. H. Ye, *Bioresour. Technol.*, 2012, **116**, 133–139.
- 171 C. B. Xu and T. Etcheverry, *Fuel*, 2008, **87**, 335–345.
- 172 P. G. Duan, B. B. Jin, Y. P. Xu, Y. Yang, X. J. Bai, F. Wang, L. Zhang and J. Miao, *Bioresour. Technol.*, 2013, **133**, 197–205.
- 173 P. S. Nigam and A. Singh, *Prog. Energy Combust. Sci.*, 2011, **37**, 52–68.
- 174 J. F. Brennecke and C. A. Eckert, *AIChE J.*, 1989, **35**, 1409–1427.
- 175 Y. Chen, Y. L. Wu, P. L. Zhang, D. R. Hua, M. D. Yang, C. Li, Z. Chen and J. Liu, *Bioresour. Technol.*, 2012, **124**, 190–198.
- 176 X. Z. Yuan, H. Li, G. M. Zeng, J. Y. Tong and W. Xie, *Energy*, 2007, **32**, 2081–2088.
- 177 S. Lamanna and R. Cannistraro, *Chem. Phys.*, 1996, **213**, 95–110.
- 178 J. H. Lee and N. R. Foster, *J. Ind. Eng. Chem.*, 1999, **5**, 116–122.
- 179 J. Gao, *J. Am. Chem. Soc.*, 1993, **115**, 6893–6895.
- 180 R. L. Yang, Y. Chen, Y. L. Wu, D. R. Hua, M. D. Yang, C. Li, Z. Chen and J. Liu, *Energy Fuels*, 2013, **27**, 2619–2627.
- 181 X. K. Pei, X. Z. Yuan, G. M. Zeng, H. J. Huang, J. Y. Wang, H. Li and H. N. Zhu, *Fuel Process. Technol.*, 2012, **93**, 35–44.
- 182 S. Yin, R. Dolan, M. Harris and Z. Tan, *Bioresour. Technol.*, 2010, **101**, 3657–3664.
- 183 A. Kruse, P. Maniam and F. Spieler, *Ind. Eng. Chem. Res.*, 2007, **46**, 87–96.
- 184 P. J. L. Williams and L. M. L. Laurens, *Energy Environ. Sci.*, 2010, **3**, 554–590.
- 185 A. Singh, P. S. Nigam and J. D. Murphy, *Bioresour. Technol.*, 2011, **102**, 10–16.
- 186 S. K. Hoekman, A. Broch, C. Robbins, E. Cenicerros and M. Natarajan, *Renewable Sustainable Energy Rev.*, 2012, **16**, 143–169.
- 187 C. Torri, L. G. Alba, C. Samorì, D. Fabbri and D. W. F. Brilman, *Energy Fuels*, 2012, **26**, 658–671.
- 188 Y. N. Liang, *Appl. Energy*, 2013, **104**, 860–868.
- 189 L. X. Xu, D. W. F. Brilman, J. A. M. Withag, G. Brem and S. Kersten, *Bioresour. Technol.*, 2011, **102**, 5113–5122.



- 190 P. M. Mortensen, J. D. Grunwaldt, P. A. Jensena, K. G. Knudsen and A. D. Jensen, *Appl. Catal., A*, 2011, **407**, 1–19.
- 191 J. X. Han, H. Sun, Y. Q. Ding, H. Lou and X. M. Zheng, *Green Chem.*, 2010, **12**, 463–467.
- 192 J. Lu, S. Behtash and A. Heyden, *J. Phys. Chem. C*, 2012, **116**, 14328–14341.
- 193 D. Kubička and L. Kaluža, *Appl. Catal., A*, 2010, **372**, 199–208.
- 194 C. Zhao, J. Y. He, A. A. Lemonidou, X. B. Li and J. A. Lercher, *J. Catal.*, 2011, **280**, 8–16.
- 195 P. G. Duan and P. E. Savage, *Energy Environ. Sci.*, 2011, **4**, 1447–1456.
- 196 Z. Li and P. E. Savage, *Algal Res.*, 2013, **2**, 154–163.
- 197 A. Modak, A. Deb, T. Patra, S. Rana, S. Maity and D. Maiti, *Chem. Commun.*, 2012, **48**, 4253–4255.
- 198 P. M. Arvela, I. Kubickova, M. Snåre, K. Eränen and D. Y. Murzin, *Energy Fuels*, 2007, **21**, 30–41.
- 199 F. H. Mahfud, F. Ghijsen and H. J. Heeres, *J. Mol. Catal. A: Chem.*, 2007, **264**, 227–236.
- 200 W. J. Yu, Y. Tang, L. Y. Mo, P. Chen, H. Lou and X. M. Zheng, *Bioresour. Technol.*, 2011, **102**, 8241–8246.
- 201 J. Fu, F. Shi, L. T. J. Thompson, X. Y. Lu and P. E. Savage, *ACS Catal.*, 2011, **1**, 227–231.
- 202 J. Fu, X. Lu and P. E. Savage, *ChemSusChem*, 2011, **4**, 481–486.
- 203 S. Lestari, I. Simakova and A. Tokarev, *Catal. Lett.*, 2008, **122**, 247–251.
- 204 M. Snåre, I. Kubičková, P. M. Arvela, K. Eränen and D. Y. Murzin, *Ind. Eng. Chem. Res.*, 2006, **45**, 5708–5715.
- 205 S. Lestari, P. M. Arvela, H. Bernas, O. Simakova, R. Sjöholm, J. Beltramini, G. Q. M. Lu, J. Myllyoja, I. Simakova and D. Y. Murzin, *Energy Fuels*, 2009, **23**, 3842–3845.
- 206 J. G. Na, B. E. Yi, J. K. Han, Y. K. Oh, J. H. Park, T. S. Jung, S. S. Han, H. C. Yoon, J. N. Kim, H. Lee and C. H. Ko, *Energy*, 2012, **47**, 25–30.
- 207 J. G. Na, J. K. Han, Y. K. Oh, J. H. Park, T. S. Jung, S. S. Han, H. C. Yoon, S. H. Chung, J. N. Kim and C. H. Ko, *Catal. Today*, 2012, **185**, 313–317.
- 208 R. W. Gosselink, D. R. Stellwagen and J. H. Bitter, *Angew. Chem., Int. Ed.*, 2013, **52**, 5089–5092.
- 209 E. S. Jimenez, T. Morgan, J. Lacny, S. Mohapatra and M. Crocker, *Fuel*, 2013, **103**, 1010–1017.
- 210 C. Torri, D. Fabbri, L. G. Alba and D. W. F. Brilman, *J. Anal. Appl. Pyrolysis*, 2013, **101**, 28–34.
- 211 B. X. Peng, Y. Yao, C. Zhao and J. A. Lercher, *Angew. Chem., Int. Ed.*, 2012, **51**, 2072–2075.
- 212 B. X. Peng, X. G. Yuan, C. Zhao and J. A. Lercher, *J. Am. Chem. Soc.*, 2012, **134**, 9400–9405.
- 213 B. X. Peng, C. Zhao, S. Kasakov, S. Foraita and J. A. Lercher, *Chem.–Eur. J.*, 2013, **19**, 4732–4741.
- 214 P. G. Duan and P. E. Savage, *Appl. Catal., B*, 2011, **104**, 136–143.
- 215 P. G. Duan and P. E. Savage, *Bioresour. Technol.*, 2011, **102**, 1899–1906.
- 216 P. G. Duan, X. J. Bai, Y. P. Xu, A. Y. Zhang, F. Wang, L. Zhang and J. Miao, *Fuel*, 2013, **109**, 225–233.