

Cite this: *Green Chem.*, 2023, 25, 3644

New mechanistic insights into the role of water in the dehydration of ethanol into ethylene over ZSM-5 catalysts at low temperature†

L. Ouayloul,^{a,b} M. El Doukkali,^b M. Jiao,^{d,e} F. Dumeignil^c and I. Agirrezabal-Telleria^{*a}

The low-temperature dehydration of bioethanol-to-ethylene is of great interest to reduce energy consumption and achieve high product purities in the biorefinery and olefin industry. Thermokinetic constraints, however, lead to low ethylene selectivity at low temperature. In this work, we integrate a new approach that combines a hierarchical acid H-form ZSM-5 (HZSM-5) with systematic catalytic testing to study how the physicochemical modification of the surface and intermediate catalytic species affect the ethanol-to-ethylene route at 225 °C. Four HZSM-5 zeolites were treated with OH species under basic conditions (OH⁻) or solely with H₂O. Kinetic evidence coupled to ²⁷Al-nuclear magnetic resonance, NH₃-temperature-programmed desorption and N₂ adsorption, as well as density-functional theory calculations, correlate ethylene selectivity with the appearance of new extra-framework Al(v) and Al(vi) species, acting as Lewis acid-sites. The adopted approach allows us to experimentally unveil the cooperative effect between Brønsted- and Lewis-acid sites that seem to play a key role in ethylene formation from ethanol at low-temperature *via* (i) a primary route *via* ethanol dimerization on neighboring Brønsted-acid sites to diethylether, which subsequently cracked on Lewis-acid sites to ethylene; (ii) a secondary route *via* the direct ethanol dehydration on Brønsted-acid sites. Theoretical calculations support the proposed catalytic cycle. These new insights shed light on the mechanism of ethanol-to-ethylene at low temperature, and on how the precise control over the strength of acid-sites and their population in HZSM-5 affects catalysis. This work progresses towards more active and stable catalysts, advancing into more mature low-temperature technologies for the dehydration of bioethanol into sustainable ethylene.

Received 23rd November 2022,
Accepted 27th March 2023

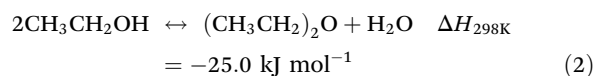
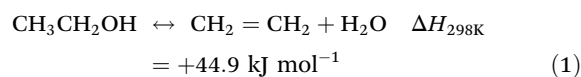
DOI: 10.1039/d2gc04437d

rsc.li/greenchem

1. Introduction

In light of the current environmental issues, there is increasing interest in transforming excess bio-ethanol (ET) into value-added chemicals.^{1,2} The world production of ET is expected to increase from 125 to 138 metric million tons until 2026.³ In an effort to reduce CO₂ emissions, the upscaling of ET conversion processes into valuable products such as bio-ethylene (ETY), bio-diethyl-ether (DEE), bio-acetaldehyde or bio-hydrogen can

substantially enhance the environmental benefits. Among these compounds, ETY has broad industrial uses as a precursor for ethylene oxide, polyethylene or polyvinylchloride production.⁴ This makes the low-temperature bioethanol-to-ethylene route an environmentally friendly process at low energetic cost, most importantly because it avoids C–C bond cracking into CO₂. Given the endothermic nature of the direct ET-to-ETY route (eqn (1)), the challenge at low temperature is to find new catalytic routes to ETY converting the intermediates arising from the exothermic reactions (*i.e.* DEE; eqn (2)). This suggests that catalytic proposals at low temperature will require new intermediate pathways beyond an optimal balance between the rates of the endo- and exothermic reactions described in eqn (1)–(4).



^aDepartment of Chemical and Environmental Engineering, University of the Basque Country (UPV/EHU), Bilbao, Spain. E-mail: iker.agirrezabal@ehu.eus

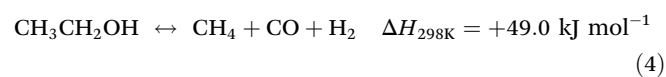
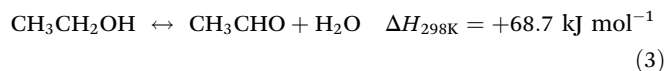
^bDepartment of Chemistry, University of Sultan Moulay Slimane (USMS), Beni-Mellal, Morocco. E-mail: m.eldoukkali@usms.ma

^cUniv. Lille, CNRS, Centrale Lille, Univ. Artois, UMR 8181, UCCS, Unité de Catalyse et Chimie du Solide, F-59000 Lille, France

^dQingdao Institute of Bioenergy and Bioprocess Technology, Chinese Academy of Sciences, Qingdao 266101, Shandong, China

^eShandong Energy Institute, Qingdao 266101, Shandong, China

† Electronic supplementary information (ESI) available. See DOI: <https://doi.org/10.1039/d2gc04437d>



The reported acid- or metal-based catalysts led to significant amounts of DEE at <250 °C, while the endothermic ETY production predominates at 300–500 °C. Dehydrogenation reactions to acetaldehyde (eqn (3)) also occur above 500 °C, while thermal decomposition or cracking of ET occurs at higher temperature to produce biogas or syngas mixtures (eqn (4)).^{3,5–8} ETY selectivity can be controlled *via* adequate catalyst surface features, reaction temperature, reactant space-velocity or H₂O co-feeding. Few works achieved marked ETY selectivities below 225 °C, which is more interesting from energetic and environmental perspectives.⁹ Such mild conditions limit ET degradation into coke or aromatics formation, as observed for acid-catalysts such as HZSM-5 at temperatures around 350 °C.^{10,11} These latter conditions block catalyst micropores, making their broad use unfeasible. It is thus important to understand how to minimize the formation of coke and heavy compounds *via* new routes and provide new insights into how to maximize ETY rates from ET dehydration at low temperature.

Various solid catalysts such as transition metal oxides,^{12,13} heteropolyacids,^{14,15} zeolites^{16,17} and functionalized mesoporous silicas^{16,18} were reported for ET conversion. Suitable surface acidity and geometry are essential to promote ETY formation. γ -Al₂O₃ with remarkable Lewis acidity was extensively studied^{7,19} and commercialized for the SynDol® process above 500 °C.⁷ Its broad thermal stability and life cycle, however, remain a veritable challenge. Several improvements were explored for γ -Al₂O₃ by incorporating Fe oxides, SiO₂ or MgO.^{14,20,21} Silico-alumino-phosphates (SAPOs) exhibited promising conversion and selectivity to light olefins (99.3% and 98.4%, respectively) at 450 °C, but acid sites still suffer from rapid deactivation.^{13,19,20} Mesoporous containers with acid-functions (*i.e.* Al-SBA-15 and Al-MCM-41) are catalytically more active.^{22,23} The expensive organic templating synthesis, however, limits their broad industrial application. In turn, zeolites such as Beta, Y, Mordenite, and Mobil Five (MFI) show promising ET-to-ETY yields.^{10,24–28} The modification of MFI-type zeolites with noble metals (Ru, Rh, Pd, Pt, *etc.*¹⁰), transition metals (Co, Ni, Cu, Fe, *etc.*^{10,29,30}), rare-earth elements (Ce, La, *etc.*^{21,31,32}), or non-metals (P, Ga, *etc.*^{10,16,21,29}) significantly enhances ETY yields thanks to an increase in weak acidity. These catalysts, however, lead to fast deactivation rates. Among these zeolites, HZSM-5 zeolites possess a well-arranged 3D structure with attractive physiochemical properties such as high surface area, diffusivity, tunable acidity and good hydrothermal stability.²⁵ Many mechanistic and kinetic studies attempted to elucidate their catalytic behavior for ethanol dehydration to ethylene.^{28,33–37} At temperatures slightly higher than 260 °C, HZSM-5 usually exhibits ETY selectivity and nearly complete ET conversion. However, such temperatures and narrow micropores (~0.5 nm) facilitate pore-blocking.^{18,28}

Several strategies are chosen to enhance ETY selectivity at low temperature: bottom-up synthesis (*i.e.* nanomaterials preparation and soft/hard templating^{17,38}) and top-down modification (*i.e.* post-treatment dealumination or desilication^{11,28,39–42}), which involve the formation of larger mesopores in ZSM-5 and a better control of their acid-site nature, strength and population. ZSM-5 nanosheets exhibit unique Brønsted acid-sites (BAS) over high external surfaces, which favor direct ETY formation.³⁸ However, the acid ZSM-5 channels favor DEE formation.³⁸ ZSM-5 channels at <100 nm greatly improved coke-resistance, featuring stable ETY selectivity at complete ET conversion.¹⁷ A dealumination treatment by steam can selectively remove Al from the MFI framework or transform Al(IV) in Al(VI), which allows controlling the strength/amount of Lewis acid sites (LAS) with respect to BAS.^{28,40,42} However, it usually modifies the MFI structure, particularly in Al-poor HZSM-5 structures, making them vulnerable under hydrothermal conditions (*i.e.* ethanol/H₂O mixtures). In turn, a desilication treatment in ZSM-5 offers better control of enhanced mesopore formation and increase of weak acidity, improving the ET to ETY pathway without damaging the MFI framework.^{11,39,42} The hierarchization positively impacts the interconnectivity in HZSM-5, improving the internal diffusion of reactants/products through additional meso-channels. Even when works on HZSM-5 zeolites bring acceptable improvements in ETY selectivity and ET conversion and catalytic stability at a low temperature (<250 °C), a deeper understanding of these phenomena has still not been achieved. For example, the reported modifications are usually carried out in aqueous media.^{43,44} There is, however, no consensus on how water affects the surface characteristics of zeolites.^{37,45,46} To the best of our knowledge, a systematic study on the role of water as a function of ZSM-5 acidity is still not reported for the low-temperature ET-to-ETY route. Thus, these synthetic strategies are to be accompanied by a balanced strength and density of acid sites, as well as the elucidation of the role of water and the reaction temperature in catalysis.

The present study integrates a new approach that combines the modification of acid MFI zeolites with systematic kinetic analyses to provide new mechanistic insights into the ET-to-ETY route at 225 °C. We report how controlling the surface physiochemical properties of hierarchical HZSM-5 *via* OH-treatment and catalytic intermediates affects the ET-to-ETY catalysis underflow. While the usual zeolite modifications follow NaOH treatments to achieve different desilication degrees, here, we observe that marked catalytic consequences can also be achieved solely by treating with water, leading to the modification of the Al³⁺ environment. These modifications aim at unveiling and modulating the contribution of the OH content (as in water or in NaOH) on the number and strength of acid sites. The effect and role of such parameters at low temperature are scarce, especially as the origin of ETY yield enhancement is not clear.³² In an attempt to understand the effect of water during the alkali treatment, we also have water-treated parent HZSM-5 in the *ex situ* liquid- or *in situ* vapor-phase. Systematic analyses by NH₃-TPD (temperature-programmed de-

sorption), N₂ sorption and ²⁷Al-NMR (nuclear magnetic resonance) spectroscopy correlate ETY with the appearance of new extra-framework (EF) penta-coordinated Al(v) species emerging from water treatment. The obtained insights would help propose new catalytic pathways to ETY that explain the role of water in ethanol dehydration or as a co-feed, as it occurs in industrial bioethanol streams containing nearly 5% water.^{19,47} Such insights help propose a concerted Lewis- and Brønsted-acid catalytic contribution at low-temperature. This way, this work aims to provide new perspectives to progress into the design of low-temperature dehydration of bioethanol into ethylene.

2. Experimental procedures

2.1. Reactants and starting zeolite materials

Four types of NH₄-form ZSM-5 zeolites (with SiO₂/Al₂O₃ commercial molar ratios of 23, 50, 80, 280) were purchased from Zeolyst. The solids were transformed into H-form ZSM-5 by calcination under synthetic air with a ramp of 1 °C min⁻¹ up to 550 °C for 5 h. The following chemicals are used: sodium hydroxide (NaOH, 99%) from Merck, ammonium nitrate (NH₄NO₃, 98.9%) from Acros Organics, NH₃/He (5%) and N₂ (99.9%) from Air Liquide, ethanol (C₂H₅OH, 99.8%) from PanReac, and in-house deionized water.

2.2. Zeolite modification

The alkaline treatment of all H-form ZSM-5 zeolites was performed in an aqueous solution using NaOH solutions with two different concentrations (0.1 M, 1.0 M), two distinct temperatures (65 °C, 85 °C) and two treatment times (30 min, 60 min). In a typical experiment, about 3 g of the sample was vigorously stirred in the target NaOH solution at a given concentration, temperature and time. Subsequently, the alkaline solution was quenched by inserting the flask in ice-water. The solids were recovered by filtration and contacted with deionized H₂O in subsequent steps. The as-obtained powder was treated under static air at 100 °C and converted into ammonium forms by three consecutive exchanges in 30 mL NH₄NO₃ (1.0 M). The solids were then transformed into H-form ZSM-5 by following air treatment in Section 2.1. Samples were named HZ(y)_x-OH, where y refers to the SiO₂/Al₂O₃ molar ratio and x-OH refers to the initial NaOH molar concentration in solution.

The modification by water in H-form ZSM-5 was similarly performed but in the absence of NaOH: treatment at 65 °C by aging the HZSM-5 powder under stirring in deionized water for 30 min. The samples named *in-synthesis* (flask solution) were filtered and treated overnight under static air at 100 °C and treated with synthetic air underflow at 1 °C min⁻¹ and kept at 550 °C for 5 h. The samples named *in-reactor* were treated once the sample was placed in the reactor bed. These samples were treated under analogous conditions (65 °C) but under flowing water (0.04 mL min⁻¹), and subsequently treated underflow of synthetic air at 100 °C for 5 h and at 1 °C min⁻¹ until 550 °C for 5 h.

2.3. Catalyst characterization

The parent and treated HZSM-5 zeolites were examined by complimentary techniques to evaluate their elemental composition, texture, acidity and local chemical environment. Si and Al contents were determined by Inductively Coupled Plasma Optic Emission Spectroscopy (ICP-OES) using an OPTIMA 2000 OV apparatus (PerkinElmer). Prior to the analysis, about 50 mg of each sample was dissolved in an acid mixture (3 mL HNO₃ and 2 mL HCl) at 180 °C (30 min) using a microwave digester Ethos1 (Milestone). The textural properties in solids were evaluated by N₂ physisorption at -196 °C, using an automated TriStar II plus apparatus (Micromeritics). Prior to each analysis, about 100 mg was degassed for 24 h under vacuum at 300 °C. The data were collected and treated using the MicroActive Software.

The total acidity was evaluated by NH₃-TPD using an Autochem II instrument (Micromeritics). Typically, 0.15 g of each zeolite was charged in a quartz cell and pre-treated in He (20 mL min⁻¹) at 500 °C (10 °C min⁻¹) for 1 h. After this, the sample was cooled to 100 °C in He and treated with 40 mL min⁻¹ 10% NH₃/He for 2 h. Subsequently, the sample was treated for 2 h with 20 mL min⁻¹ He at 100 °C to remove the weakly adsorbed NH₃. The NH₃-TPD profile was recorded by heating the sample up to 750 °C (10 °C min⁻¹), while acid-sites were quantified using a TCD detector. A blank test was used as a reference, while the TCD signal was calibrated to the corresponding NH₃ concentration range.

The coordination Al species in the framework of chosen HZSM-5 samples were analyzed by ²⁷Al MAS-NMR using an Avance III 400 MHz NMR spectrometer (Bruker). ²⁷Al nuclei were studied at resonance frequencies of 104.3 MHz by using a single-pulse $\pi/2$ excitation and a repetition every 0.5 s. Before the measurements, the samples were exposed in a desiccator to saturated vapors of Ca(NO₃)₂ solution at room temperature overnight. Hydrated powder of Al(NO₃)₃ was used as an external reference for the ²⁷Al-NMR spectra. The 2D multiple-quantum MAS-NMR analyses were also performed over samples loaded with tri-methylphosphine oxide (TMPO) that was used as the probe molecule.

Fourier-transform infrared (FTIR) analysis was performed using a Nicolet iS50 spectrometer. The chosen samples were firstly calcined *ex situ* at 500 °C (5 h) and then compressed into a fine self-supporting disc (~13.875 mg cm⁻²). Subsequently, they were introduced into the infrared cell and *in situ* heated at 350 °C and evacuated at 10⁻⁷ mbar overnight to remove moisture. After cooling under vacuum to room temperature, an FTIR spectrum was immediately recorded in the region of 4000–600 cm⁻¹ using a resolution of 4 cm⁻¹ and 128 scans. After background subtraction, the FTIR spectra were normalized for comparison.

2.4. Testing setup and catalytic evaluation

The catalytic performance in ET dehydration was evaluated at 225 °C using an automated plug-flow reactor set-up. The reaction temperature was controlled by a K-type thermocouple in

contact with the catalyst bed. The total pressure was set to 1 bar by using 90 mL min⁻¹ of pure N₂ as the carrier gas. In a typical catalytic test, 0.12 g of the HZSM-5 sample was placed in the center of the reactor bed, and the sample was treated at 500 °C under 90 mL min⁻¹ N₂ for 2 h. The reactor was then cooled to the desired reaction temperature and the reactant (ET) was introduced using a HPLC pump at 0.04–0.23 mL min⁻¹, obtaining a weight hourly space velocity (WHSV) of 17.9–89.1 g_{ET} g_{CAT}⁻¹ h⁻¹. Analogous catalytic tests were performed with DEE as the reactant but fed through a N₂ stream flow in a bubbler containing DEE at room temperature. In both cases, the reactor effluents were injected through heated lines into a gas-chromatograph (Agilent 6890, DB-5), equipped with FID and TCD detectors. The inlet and outlet C-balance was calculated after calibrating the reactant and product compounds using ET, H₂O, DEE, N₂ and ETY mixtures. The catalytic performance was determined as:

- Reactant (*i*) conversion (*X_i* (%)):

$$X_i(\%) = \frac{(x_i)_{in} - (x_i)_{out}}{(x_i)_{in}} \times 100 \quad (5)$$

- Product (*j*) selectivity (*S_j* (%), C-based)

$$S_j = \frac{(x_j)_{out}}{\sum_j^n (x_j)_{out}} \times 100 \quad (6)$$

where (*x_i*)_{in} and (*x_i*)_{out} refer to the molar composition of a reactant (*i* = ET or DEE) at the reactor inlet and outlet, respectively. (*x_i*)_{out} refers only to the molar composition of reaction products (excluding water) coming out of the reactor.

2.5. Calculation method

Density-functional theory (DFT) calculations were performed using the Vienna *ab Initio* Simulation Package (VASP) and plane wave basis sets.^{48–51} The electronic interactions were described using the projector-augmented wave (PAW) method^{52,53} with a plane-wave energy cut-off value of 600 eV. The exchange–correlation energies were calculated on the basis of the generalized gradient approximation (GGA) according to Perdew, Burke and Ernzerhof (PBE) functional.⁵⁴ Brillouin zone sampling was restricted to the *Γ*-point. A maximum force convergence criterion of 0.02 eV Å⁻¹ was used and each self-consistency loop was iterated until a convergence level of 10⁻⁶ eV was achieved. All atoms are free during the calculation. The adsorption energy of molecule A are calculated by:

$$\Delta E = E_{(surf+ molecule A)} - E_{(surf)} - E_{(molecule A)} \quad (7)$$

3. Results and discussion

3.1. Ethanol dehydration in parent and desilicated HZSM-5

3.1.1. Surface characterization of parent and OH-treated HZSM-5 samples. Table 1 summarizes the elemental, textural

Table 1 Elemental, textural and acid-site content of parent- and alkaline/H₂O-treated H-ZSM-5 samples

Catalyst	Treatment conditions		Elemental analysis			Textural properties				Surface acid-features (mmol _{acid} g _{CAT} ⁻¹)				
	C _{OH} (M)	Temperature (°C)	Time (min)	SiO ₂ /Al ₂ O ₃	S _{BET} (m ² g ⁻¹)	V _{total} (cm ³ g ⁻¹)	S _μ (m ² /g)	V _μ (cm ³ g ⁻¹)	d _μ (nm)	V _{meso} (cm ³ g ⁻¹)	d _{meso} (nm)	WAS	SAS	WAS/SAS ratio
HZ(23)	—	—	—	22.6	401	0.292	179	0.092	0.35	0.138	3.8/5.2	0.22	0.18	1.22
HZ(23)_0.1OH	0.1	65	30	20.4	383	0.257	217	0.105	0.33	0.110	3.8/7.3	0.24	0.18	1.33
HZ(23)_H ₂ O	10 ⁻⁷	65	30	21.9	384	0.249	229	0.108	0.40	0.109	3.8/6.3	0.26	0.19	1.37
HZ(23)_1.0OH	1	85	60	13.3	—	—	—	—	—	—	—	0.02	0.01	2.00
HZ(50)	—	—	—	48.8	405	0.297	198	0.103	0.38	0.152	3.7	0.10	0.08	1.25
HZ(50)_0.1OH	0.1	65	30	45.3	422	0.333	195	0.098	0.37	0.206	3.7–7.2	0.18	0.10	1.80
HZ(50)_1.0OH	1	85	60	24.4	—	—	—	—	—	—	—	0.11	0.10	1.10
HZ(80)	—	—	—	72.2	428	0.284	209	0.105	0.39	0.117	3.8–5.7	0.07	0.05	1.40
HZ(80)_0.1OH	0.1	65	30	51.6	—	—	—	—	—	—	—	0.08	0.06	1.33
HZ(80)_1.0OH	1	85	60	42.4	484	0.611	169	0.087	0.38	0.611	3.8–18.6	0.17	0.07	2.43
HZ(280)	—	—	—	273.2	—	—	—	—	—	—	—	0.009	0.012	0.75
HZ(280)_1.0OH	0.1	85	60	253.2	—	—	—	—	—	—	—	0.01	0.02	0.50

C_{NaOH}: molar concentration of OH from NaOH in solution; SiO₂/Al₂O₃ molar ratio determined by ICP-OES; S_{BET}: specific surface area estimated by the Brunauer–Emmett–Teller (BET) equation applied to the isotherm of N₂ physisorption (*P/P*₀ = 0.10–0.3.0); V_{total}: total pore volume estimated at single point *P/P*₀ = 0.95; S_μ/V_μ: micropore surface/volume calculated by the “t-plot” method; d_μ (nm): average pore diameter obtained by the Horvath–Kawazoe (HK) method; V_{meso}: mesopore volume obtained by the Barrett–Joyner–Halenda (BJH) model applied to the desorption profile; d_p: average pore diameter obtained by the BJH model. WAS and SAS; density of weak and strong acid sites measured from NH₃-TPD profiles.

and acid properties of four parent H-form ZSM-5 zeolites and their counterparts modified in alkaline solution. As shown by the changes in weak and strong acid-site content, the alkaline treatment, even at very dilute NaOH concentration, clearly alters surface physicochemical characteristics. Such treatment does not show considerable changes in the textural properties for 0.1OH samples (as for pore size, volume or surface area) with respect to parent materials (Fig. S1, A–D[†]). However, the opening of mesopores becomes more pronounced in the HZ(80) zeolite treated with a high OH concentration (1.0 M, Fig. S1, E and F[†]). The measured SiO₂/Al₂O₃ ratio, however, decreased by nearly up to 50% for HZ(23) and HZ(50) samples, whereas this decrease is less prominent for samples containing a larger SiO₂/Al₂O₃ ratio (up to 40% for HZ(80) and 7.3% for HZ(280)). This is consistent with previous findings reporting the effects of OH[−] concentration on the extent to which Si atoms are extracted from zeolite frameworks.^{55–57} Indeed, the data in Table 1 confirm that such desilication degree is more pronounced for aluminosilicate structures with higher instability, as it occurs for samples with higher number of Al atoms exchanged in the Si-framework.

The ratio between weak (WAS) and strong (SAS) acid-sites is derived from the integration of deconvoluted NH₃-TPD profiles (Fig. S2[†]). Both parent and OH-treated samples contain two distinct peaks at 100–300 °C (assigned to WAS) and at 300–600 °C (assigned to SAS).⁵⁸ Low OH[−] concentrations (0.1 M) are sufficient to duplicate the WAS content in HZ(23) and HZ(50) samples, while their SAS is essentially unaffected by such treatment. The number and strength of surface acid-species, namely Lewis – (L) and Brønsted – (B) acid sites, are caused by the presence of Al species in Si-frameworks.⁵⁹ While B sites originate from the formation of H⁺ sites by charge compensation of Al³⁺ exchanged in Si⁴⁺ species, L sites originate from the electron sharing ability of Al species coordinated with OH species in distinct (IV, V) arrangements. The negligible changes in SAS contents for HZ(23)_0.1OH and HZ(50)_0.1OH can be attributed to the absence of new Si⁴⁺–Al³⁺ bonds leading to new H⁺ species. The WAS sites, present as L sites, however, arise as desilicated samples uncover Al species that were not accessible in parent zeolites. This leads to an increase in the formation of new Al(δ)–OH species with marked characterization and catalytic performance differences (as discussed later in Section 3.2.1).

On the other hand, aggressive OH[−] treatments (1.0 M) lead to marked a desilication degree in HZ(23) and HZ(50) and drastically reduce the population of both surface acid types (Table 1). This is attributed to the partial dissolution of the zeolitic framework, leading to a disordered structure without the ability to form H⁺ species or yield accessible weaker Al(δ)–OH species. Such alkaline conditions, however, are necessary to observe significant changes in acid-site content for samples with a higher SiO₂/Al₂O₃ ratio, as it occurs for HZ(80). In this case, HZ(80)_1.0OH enhances WAS by a factor 2.4 and SAS by a factor of 1.4 with respect to its parent HZ(80) sample. The HZ(280) sample barely shows any changes in the acid-site content (even at OH[−] contents up to 2.0 M), indicative of the large

hydrothermal stability of such Si-rich samples even under very alkaline conditions.

3.1.2. Ethanol (ET) catalytic dehydration on parent and OH-treated samples. HZ and their OH-treated derivatives (using NaOH) were tested using pure ET underflow at 225 °C. The products formed under these conditions were exclusively ethylene (ETY), diethylether (DEE) and water (H₂O). Such product distribution is facilitated by the low reaction temperature that avoids the decomposition of reaction intermediates into lighter molecules (CH₃CHO, CH₄, CO, eqn (3) and (4)) or the growth of light olefins (ETY) into undesired large oligomers. Fig. 1 shows ET conversion (X_{ET} , eqn (5)) and DEE or ETY selectivity (S_{DEE} , S_{ETY}) neglecting the contribution of H₂O as the product in the S_j term (eqn (6)). The estimates of C-basis selectivity intend to have a preliminary assessment of the contribution of HZ samples in direct catalytic routes into ETY (eqn (1)) or DEE (eqn (2)) from ET. The data in Fig. 1 are obtained under stable catalytic performance, indicative that plotted conversion and selectivity values are representative of the intrinsic activity of each catalyst in the fresh form (*i.e.* the data in Fig. 1 do not reflect any catalyst deactivation). X_{ET} values in Fig. 1 show an increasing trend with the Al content (as for HZ(23)), indicating that kinetically relevant ET conversion into DEE or ETY is dependent on the number of active acid sites. Such an X_{ET} trend is consistent also for OH-treated samples, as an increase in both WAS and SAS species (0.1OH samples, Table 1) slightly enhances ET conversion up to 60%. S_{ETY} values, however, significantly increase when samples are treated with OH. This is especially marked for HZ(23)/(50) at low OH concentration (0.1OH), whereas HZ(80) requires harsher treatments to observe detectable changes in S_{ETY} . Given the acid-content shown in Table 1, the ET conversion seems rather independent of the modification from parent to

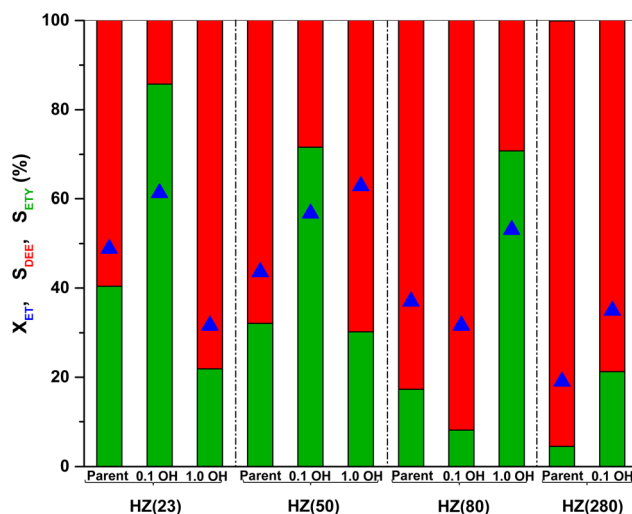


Fig. 1 Conversion of ET (blue), selectivity of ETY (green) and of DEE (red) provided by parent HZSM-5 catalysts and by their counterparts treated in alkaline solution (values estimated at steady-state of reaction (5–6 h)). Test conditions: 225 °C, 1 bar, WHSV = 35.7 h^{−1}.

desilicated samples, but ETY selectivity seems directly influenced by an increase in the nature and population of acid-sites. Even when S_{ETY} is dependent on X_{ET} , indicative of a certain character of ETY originating from secondary surface visits (discussed in Section 3.2.3), the changes in X_{ET} (48% to 60% as for HZ(23)) between parent and OH-treated samples do not seem sufficient to explain the marked S_{ETY} differences (40% to 85% as for HZ(23)). This suggests that such S_{ETY} differences may be attributed to changes in surface features from contacting zeolites with OH species in solution.

The S_{ETY} changes in Fig. 1 seem to be more affected by a variation in WAS content rather than in SAS. Fig. 2 shows S_{ETY} for parent and OH-treated samples, each at a similar X_{ET} value, as a function of the WAS content. The rigorous comparison at such X_{ET} values intends to neglect the kinetic contribution of the ET-derived product concentration in promoting secondary reactions at distinct X_{ET} , as shown in Section 3.2.3. Trends for the parent or OH-treated samples correlate with the WAS content (Fig. 2). At given WAS contents, however, all OH-treated samples show an increase of 20–40% in S_{ETY} with respect to parent samples. This indicates that WAS content cannot be used as the sole descriptor to explain the observed ETY selectivity differences (Fig. 2), suggesting that H-form ZSM-5 zeolites suffer a physicochemical modification from OH in solution that cannot be elucidated from NH_3 -sorption data. Given that OH-treated materials originate in different parent materials, with the consequent divergence in the degree of modification, but follow the same trend with the WAS content, the data in Fig. 2 indicate that OH-treatments have a larger

influence (*i.e.* form more new active species) in samples with a higher Al content (HZ(23), HZ(50)). This indicates that such OH-contact predominantly leads to the modification of the Al environment. In contrast, if new active species (such as Si–OH derived from OH^- in solution) were formed, samples with more abundant Si atoms (HZ(80)_1.0OH, HZ(280)_1.0OH) would have deviated from the trends shown in Fig. 2 (which is not the case). Observed catalytic consequences from OH-treatments provide the chance to propose new reaction pathways beyond the direct routes (eqn (1) and (2)), which could presumably be affected by the unexplored catalytic phenomena (new Al–OH species, diffusional effects, cooperative catalysis, *etc.*). In doing so, it is expected that the presence of H_2O in synthesis or in ET dehydration may seemingly affect the catalytic surface and the behavior of zeolites towards ETY formation.

3.2. Effect of H_2O treatment on HZSM-5 during ET dehydration

3.2.1. Characterization of H_2O -modified HZSM-5 samples.

In order to understand the contribution of H_2O in alkaline treatments, samples with distinct Al content (HZ(23) and HZ(80)) were also treated in the absence of NaOH (using only H_2O under stirring at 65 °C, 30 min). Elemental analyses indicate that the measured $\text{SiO}_2/\text{Al}_2\text{O}_3$ ratio remains nearly intact for HZ(23)_ H_2O and HZ(80)_ H_2O (21.9 vs. 22.6 and 71.2 vs. 72.2, respectively). Likewise, the textural properties of HZ(23)_ H_2O remain practically the same as HZ(23)_0.1OH (Fig. S1, A and B[†]), which suggests that low OH concentrations (0.1 M) or the sole use of H_2O results in similar modifications of HZ(23) surface features. Besides, the NH_3 -TPD profiles of H_2O -treated zeolites show a significant increase in their surface acid-site content (Fig. 3). This change is more pronounced for WAS than for SAS, as reflected by the two peaks centered at about 200–220 °C and 400–450 °C, respectively. A Gaussian deconvolution of each curve indicates that the HZ(23)_ H_2O sample shows an increase of 19% in its WAS population with respect to its parent, whilst the SAS content remains relatively intact. An analogous modification was observed for HZ(23)_0.1OH, indicating that zeolites with large Al contents are easily hydrolyzed to uncover new Al species, thus leading to distinct WAS acid-content. The HZ(80)_ H_2O sample, however, predominantly shows an increase in WAS (0.13 mmol WAS per g) but still lower than those achieved by HZ(80)_1.0OH (0.17 mmol WAS per g), indicative of the harsh alkaline conditions required by HZ(80) to observe significant changes in acid-site content.

To unveil the consequences of H_2O -treated Al-species in ET dehydration, solid-state ^{27}Al MAS-NMR analyses were performed for HZ(23)_ H_2O and HZ(80)_ H_2O zeolites and their parent counterparts. The ^{27}Al MAS-NMR spectra (Fig. 4A and B) clearly indicate that parent HZ(23) and HZ(80) samples feature two signals: an intense peak centered at chemical shifts of 51 ppm and a small peak centered at –3.7 ppm. The first one corresponds to tetra-coordinated Al(IV) and the second one to hexa-coordinated Al(VI).⁴² Al(IV) coordination is mainly reported as a precursor for the formation of Si–OH–Al

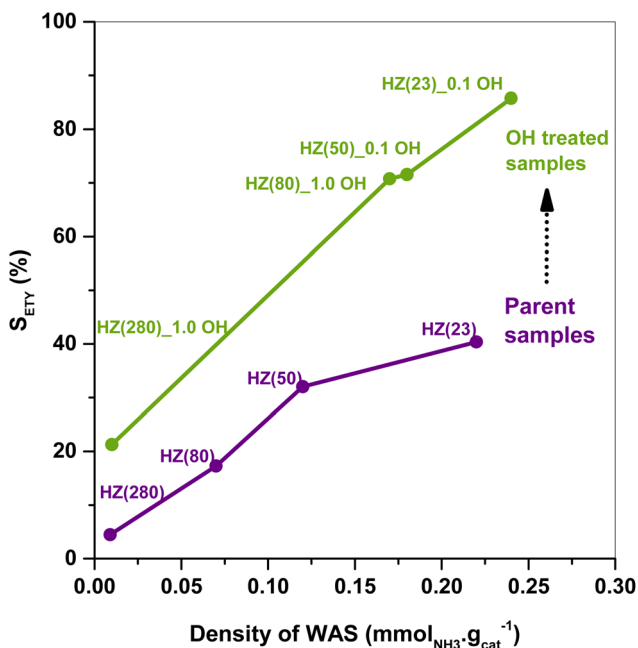


Fig. 2 Correlation between the ETY selectivity (at similar ET conversion) and the density of WAS for parent (purple) and OH-treated (green) HZSM-5 catalysts tested at 225 °C, 1 bar, WHSV = 35.7 h⁻¹. S_{ETY} data are obtained under stable catalytic behaviors.

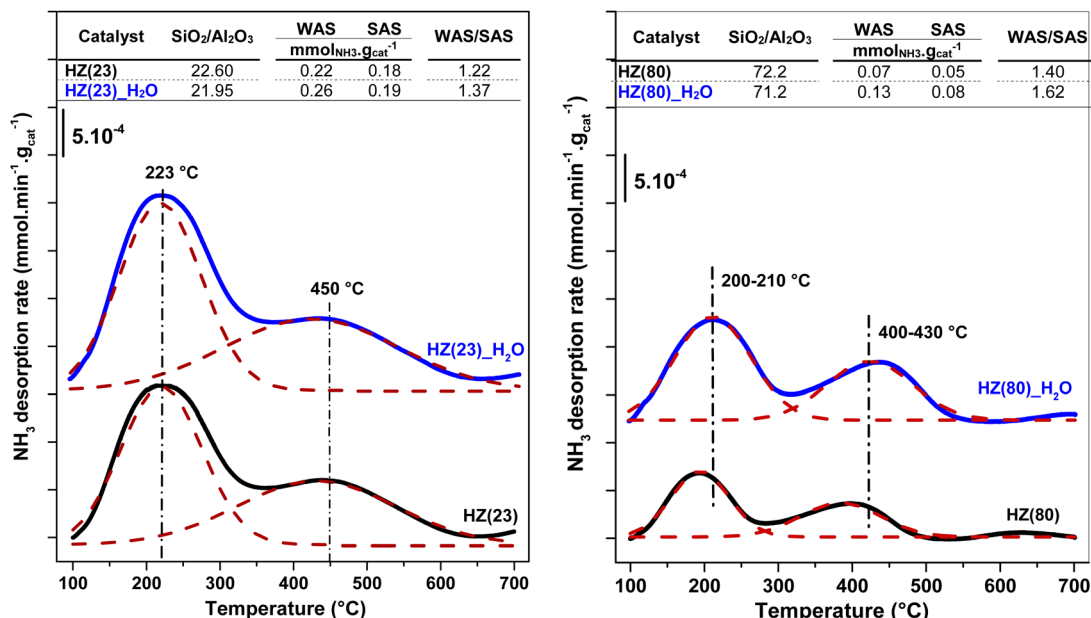


Fig. 3 Elemental content and acidity changes of parent zeolites (black); HZ(23)-left and HZ(80)-right, compared their H₂O-treated counterparts (blue).

bridging generated *via* the substitution of Si⁴⁺ by Al³⁺ in the HZSM-5 framework, which leads to the appearance of B acid-sites. It is widely accepted that B in HZSM-5 are generated by H⁺ protons to compensate for the deficit of charges in the zeolite framework caused by Al(IV) species.^{60–62} The difference in the signal intensity between tetra-coordinated Al(IV) and hexa-coordinated Al(VI) is indicative of the B acid-site content in HZSM-5, which as expected is more pronounced for HZ(23). The treatment with H₂O leads to both qualitative and quantitative changes in Al coordination (Fig. 4A–D). The spectra for HZ(23)_H₂O become less intense but very broad and non-symmetrical, due to the overlapping of signals related with new Al(δ) species. The Gaussian deconvolution of this curve reveals the existence of additional extra-framework (EF) Al(IV), Al(V) and Al(VI) species. *In situ* FTIR spectra presented in Fig. 5 confirm a significant increase in the intensity of the bands at 3663 cm⁻¹ for HZ(23)_H₂O, which is mainly attributed to partially hydroxylated EF-Al(δ)-OH species acting as Lewis sites.^{60–62} The other bands (observed between 3740–3780 cm⁻¹), which are generally attributed to the presence of different types of isolated silanol Si-OH groups, while the peak at 3611 cm⁻¹ belongs to isolated bridged Si-O(H)-Al groups, remain practically in the same order of intensity. The apparition of new EF-Al(IV) and EF-Al(V) species might be caused by the interactions of bulk Al(IV) species with H₂O and their transformation into Al(δ)-OH species after calcination, since a considerable decrease in the Al(IV) peak intensity is observed. These EF-Al(IV) species may also act as B sites on amorphous silica-alumina and zeolites,⁶³ while EF-Al(V) and EF-Al(VI) originate from the hydroxylation of Al(IV) and Al(VI), respectively, leading to new surface L sites.⁶⁴ In turn, HZ(80)_H₂O features a substantially different tendency, as its spectra

slightly widen at 51 ppm, whilst the shift at -3.1 ppm remains unchanged. Such negligible changes also occur due to the low Al content. The changes in the Al environment (Fig. 4A–D) may be related to an increase of WAS (NH₃-TPD, Fig. 3), but based on the two distinct S_{ETY} trends observed in Fig. 2, not all the new Al(δ)-OH species seem to contribute to the appearance of new acid-sites, whilst they could have positive catalytic consequences during ETY formation. Based on the probability that higher Al contents lead to more abundant and detectable changes in the Al environment, HZ(23)_H₂O is expected to show catalytic consequences during ET dehydration, as shown in the following.

3.2.2. Performance of H₂O-treated HZSM-5 catalysts for ethanol dehydration. In an attempt to understand the catalytic effect of OH-treatment in HZSM-5 (Fig. 1 and 2), the data in Fig. 6 expect to shed more light on the possible catalytic contribution of the new Al(δ)-OH species formed by contacting HZ(23) with H₂O. Fig. 5A–E show ET dehydration data for HZ(23) treated with H₂O, either under stirring out of the reactor (*in-synthesis*) or under continuous flow in the reactor (*in-reactor*). Such treatments are performed at different temperatures (65 °C, liquid-phase; 225 °C, steam) and with or without calcination under flowing air. The comparison of S_{ETY} for water (Fig. 6A) and steam (Fig. 6B) indicates enhanced ETY formation when HZ(23) is contacted with H₂O in the liquid-phase (65 °C) than in the vapor-phase (225 °C). According to the left panel in Fig. 6A, the water-treatment itself does not boost HZ(23) catalytic activity but requires air treatment at 550 °C (*i.e.* 2 h) to promote a surface hydroxylation with catalytic benefits. This is not the case for steam treatment at 225 °C, as S_{ETY} drops in the absence of a calcination step at higher temperature. Such conclusions are confirmed in Fig. 6C, indicating

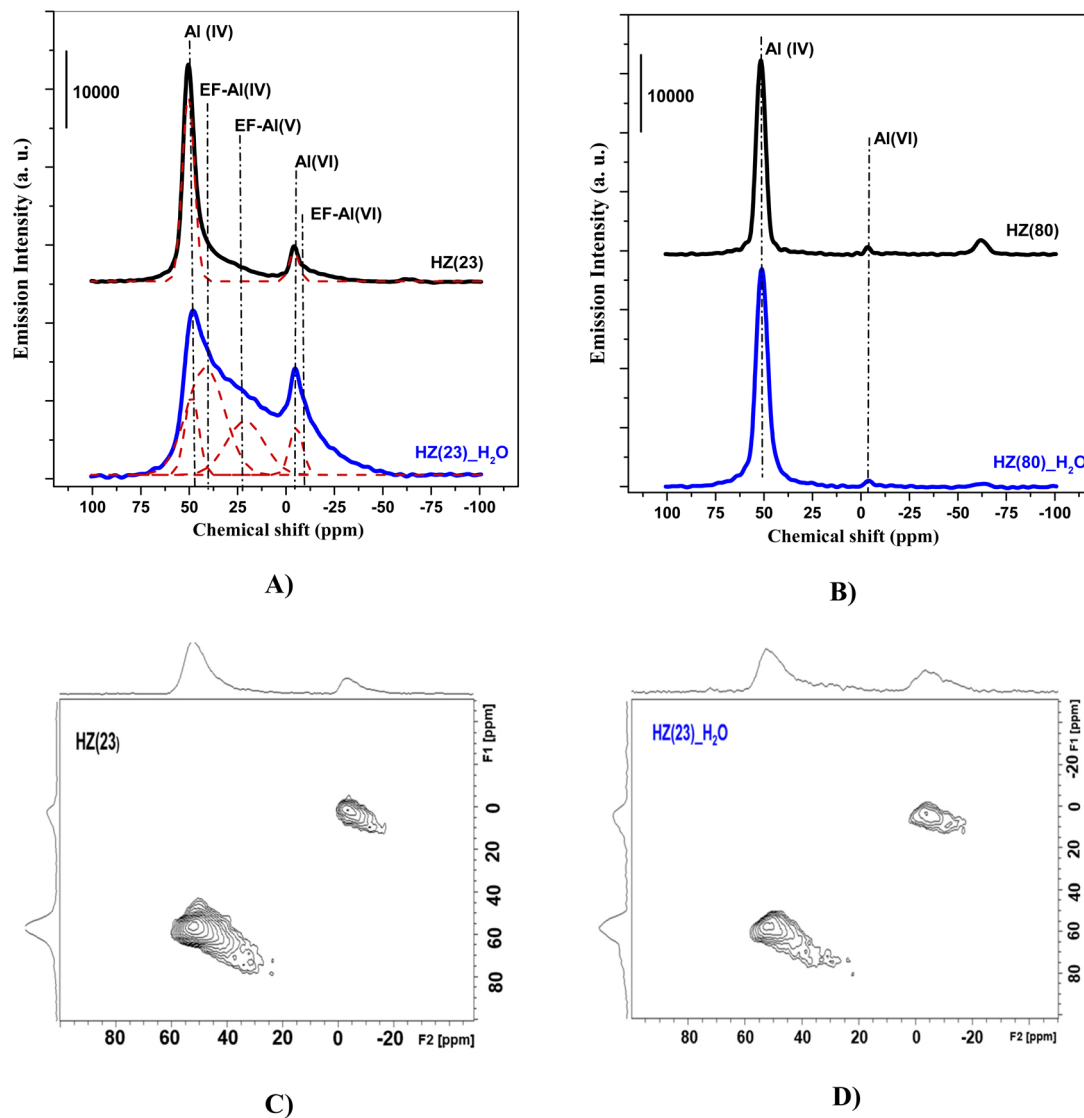


Fig. 4 ^{27}Al MAS-NMR spectra of (A) parent HZ(23) and water-treated HZ(23); (B) HZ(80) and water-treated HZ(80). The (C) and (D) figures represent ^{27}Al 3QMAS-NMR data for HZ(23) and HZ(23) $_{\text{H}_2\text{O}}$ respectively.

that HZ(23) treatment with liquid-water at 65 °C and a subsequent calcination at 550 °C for more time (5 h) lead to a considerable increase in both X_{ET} and S_{ETY} . This suggests that high temperature treatments under steam may lead to structural dealumination,^{28,41,43} leading to changes in surface acidity. Solvating conditions underwater at 65 °C, however, lead to milder surface changes but with positive catalytic benefits. Similar conclusions are obtained when such treatment occurs *in-reactor* (Fig. 6D). Even when S_{ETY} values depend on X_{ET} (discussed in Section 3.2.3), the S_{ETY} differences between water-treated + calcined samples and their parent precursors in Fig. 6 can mostly be attributed to a change in the surface physicochemical features and not to a kinetic effect. Such data in Fig. 6 provide conclusive evidence of the role of water in modifying the catalyst to favor the formation of ETY with respect DEE from ET.

The X_{ET} and product selectivity data in Fig. 6E, obtained by co-feeding ethanol with water at 225 °C, confirm the positive effect from water. Even when such water (gas-phase at 225 °C, Fig. 6E) is equivalent to the steam conditions shown in Fig. 6B, the minor water-concentration or the presence of ethanol species does not result in negative catalytic consequences towards ETY. In contrast, S_{ETY} increases from 40% (pure ethanol, Fig. 1) to 60% (5% water in ethanol, Fig. 6E) at similar X_{ET} , suggesting that co-fed water molecules may have a positive kinetic effect in inhibiting possible ethylene side-reactions, leading to higher S_{ETY} values. It is worth noting that ethanol dehydration conversions of around 50–60% (as shown in Fig. 1) already produce substantial amounts of water, but such conditions do not lead to similar catalytic consequences as observed in Fig. 6E, as discussed later. This indicates the relevance of the partial pressure of water in the feed,^{65,66} even

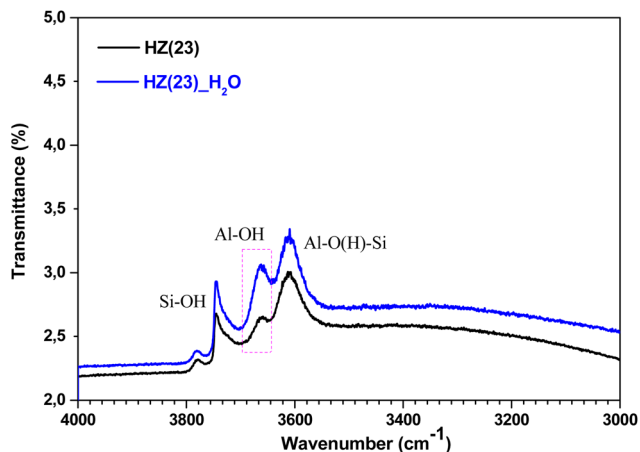


Fig. 5 Normalized FTIR spectra of the OH-region for fresh parent HZ(23) and HZ(23)_{H₂O} samples evacuated *in situ* at 350 °C (overnight) after *ex situ* calcination at 500 °C (5 h).

when the adsorption of the ethanol reactant may differ from water (Section 3.3). Overall, the S_{ETY} data shown in Fig. 6 suggest catalytic benefits from water *via* catalyst modification or kinetic contributions, which justifies the use of nearly 95% ethanol feeding in ethanol-to-ethylene in industry.¹⁹ Such water effects, when compared to the catalytic consequences observed for solids treated with 0.1–1.0 M NaOH in synthesis (Fig. 1), corroborate the relevance of OH[−] species in solution for tuning HZSM-5 surface properties with low Si/Al contents. Some H₂O dissociation may be favoring the apparition of new Al–OH sites, as suggested by ²⁷Al-NMR (Fig. 4) and confirmed by FTIR analysis (Fig. 5). Such catalytic observations, however, are still inconclusive on the preferential routes to ETY (direct or indirect) that predominate for such H₂O-treated samples. Thus, the control over H₂O dissociation to OH[−] and H₃O⁺ over BAS and/or LAS, and its role in metals cation modification is part of the ongoing research using wet ion-exchange and dry

melt-infiltration of different acidic species (*i.e.* Al, Ce, La, P, Cs, *etc.*) into H-ZSM-5.

A similar water-treatment in HZ(80) yields analogous X_{ET} and S_{ETY} values (Fig. S3†) as for HZ(80)_{0.1OH} (Fig. 1), indicating that low OH concentrations in solution ($\sim 10^{-7}$ M) are not sufficient to promote desilication with quantitative contribution to form ETY. This confirms that such high SiO₂/Al₂O₃ samples require harsher OH-concentrations to open new porosity by reaching new Al sites and to generate significant changes in S_{ETY} (observed in Fig. 1, Fig. S1E and F† discussed in section 3.2.3). These insights seem to be in good agreement with NH₃-TPD (Fig. 3) and ²⁷Al MAS-NMR (Fig. 4), indicating that OH-treatment modifies both acid features and Al-environment in samples containing a low Si/Al ratio (HZ(23)), with the apparition of new EF–Al(IV), EF–Al(V), and EF–Al(VI) species, and leads to detectable catalytic consequences (Fig. 6). Thus, the catalytic differences between OH-treated HZ(23) and HZ(80) do not seem to strictly relate to the nature or type of acid- or Al(δ)–OH sites, as they all originate in the same type of Si⁴⁺ or Al³⁺ species, but to their number on each catalyst surface. Among such sites, the contribution of water is mostly reflected in the considerable appearance of EF penta-coordinated Al(V) and EF hexa-coordinated Al(VI) species in HZ(23), which seem to be the origin of new L sites. The kinetic evidence between the parent and OH-treated samples allows an initial approximation to elucidate the origin of ETY from ET under studied reaction conditions, as discussed next.

3.2.3. Main conversion pathways for ET-to-ETY. Fig. 7 shows S_{ETY} values as a function of X_{ET} obtained by varying the weight hourly space velocity (WHSV 17.9–89.1 g_{ET} g_{CAT}^{−1} h^{−1}) by adjusting the ET flow at the reactor inlet, for parent HZ and OH-treated zeolites. Such S_{ETY} data are obtained under stable catalytic conditions, indicating that their interpretation is not influenced by the deactivation of active species that could lead to changes in space velocity (if this latter were defined per H⁺ site instead of per catalyst mass). As expected from Fig. 2, parent and OH-treated materials present significant S_{ETY}

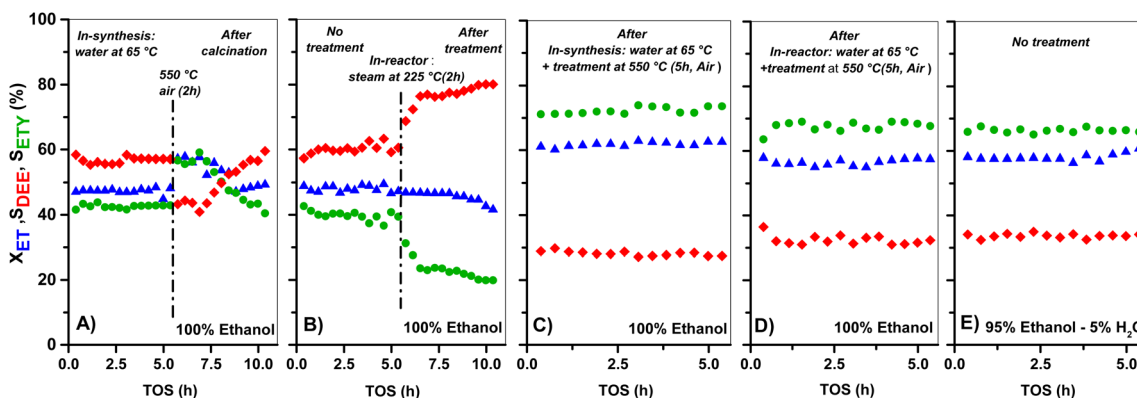


Fig. 6 Evolution of ET conversion (X_{ET}), and selectivity to ETY (S_{ETY}) and DEE (S_{DEE}) as a function of TOS for: (A) HZ(23) treated with water at 65 °C and *in situ* calcined; (B) HZ(23) treated *in situ* with steam at 225 °C; (C) HZ(23) treated with water at 65 °C and calcined *in-reactor*; (D) HZ(23) treated with water at 65 °C and calcined *ex situ*; (E) HZ(23) (only in H⁺-form) catalytic activity using 95%/5% ethanol/water as the feed. All data shown for 225 °C, 1 bar total pressure and WHSV = 35.7 h^{−1}.

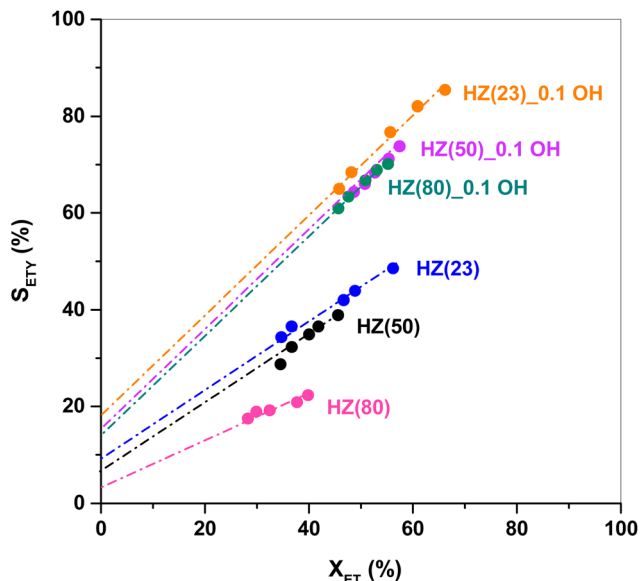

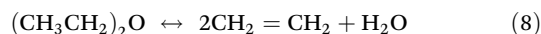


Fig. 7 ETY selectivity (S_{ETY}) as a function of ET conversion (X_{ET} , changed with WHSV) over HZ(23), HZ(50), HZ(80), HZ(23)_0.1 OH, HZ(50)_0.1 OH and HZ(80)_0.1 OH. Test conditions: 225 °C, total pressure ~1 bar, WHSV = 17.9–89.1 h⁻¹.

differences at a given X_{ET} . Such S_{ETY} values, however, mostly extrapolate to a S_{ETY} of nearly 20% as X_{ET} approaches zero. Such intersection value reflects the probability for ET to convert into ETY *via* the direct route in the first surface sojourn (eqn (1)). In contrast, such extrapolation also reflects the predominant formation of DEE (nearly 80%) in the first surface visit. The slopes observed for all S_{ETY} data (Fig. 7), however, indicate the chance to form ETY in secondary surface visits. These secondary reactions occur as the reaction products from primary visits desorb and later re-adsorb in a second interaction with the catalyst surface (irrespective of whether this occurs in the same catalyst particle or not). These effects are especially evident at high X_{ET} , conditions that lead to high DEE concentrations. In all cases, S_{ETY} increases with

X_{ET} , indicating that such secondary ETY originates in reactions derived from DEE. In addition, it is evident that OH-treated samples present bigger slopes than their parent counterparts, indicating that the kinetic effects from such secondary visits become more pronounced when surfaces contain Al(δ)-OH sites. In the absence of other ET dehydration products, the data in Fig. 7 thus suggest the formation of ETY from ET through a DEE molecule as the intermediate, as discussed next using DEE as the reactant.

Fig. 8 shows the evolution of DEE conversion, and ETY and ET selectivity as a function of TOS for parent HZ(23) and HZ(80) and those OH-treated samples with detectable kinetic effects. In order to simplify the interpretation of data, even when H₂O is detected as the product, the estimates in Fig. 7 neglect H₂O in the selectivity term (eqn (6)). The nearly stoichiometric ETY and ET amounts for HZ(23) shown in Fig. 8A, as well as the absence of other dehydration products (in the GC), suggest that ETY and H₂O form first *via* DEE cracking (eqn (8)) and subsequently *via* the macroscopic reverse of eqn (2) to give ET from DEE and H₂O (eqn (9)). Both eqn (8) and (9) lead to eqn (10), which yields the observed stoichiometric ET and ETY ratio shown in Fig. 8A.



Similar conclusions are obtained for DEE reactions onto parent HZ(80) in Fig. 8C. The ETY and ET ratio, however, slightly deviate from expected values from eqn (10), which may originate from experimental errors. In contrast, the OH-treated in both HZ(23) and HZ(80) lead to a considerable increase of both X_{DEE} and S_{ETY} . This reflects that the materials not only have a significantly bigger number of DEE cracking sites (emerging from OH treatment), but that these new sites also inhibit the formation of ET from DEE (eqn (10)). This leads to over-stoichiometric ETY/ET ratios, mostly evident for HZ(23)_0.1OH (Fig. 8B). These effects can only be attributed to

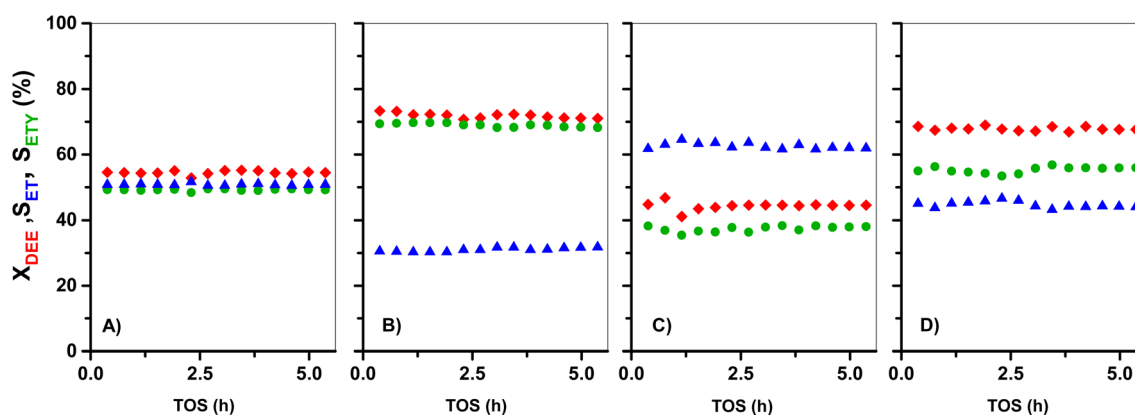


Fig. 8 Conversion of pure DEE (X_{DEE} , red) and selectivity of ethylene (S_{ETY} , green) and of ethanol (S_{ET} , blue) as a function of TOS for: (A) HZ(23), (B) HZ(23)_0.1OH, (C) HZ(80), and (D) HZ(80)_1.0OH catalysts. Test conditions: 225 °C, 1 bar and WHSV = 35.7 h⁻¹.

the presence of Lewis-acid type $\text{Al}(\delta)\text{-OH}$ sites that inhibit the adsorption of H_2O through repulsive interactions during DEE cracking into ET (eqn (9)), as discussed later from DFT inputs. This seems to be a clear confirmation of the predominance of DEE cracking reactions to give ETY when ET is used as the feed (Fig. 1, 2, 5 and 6). This becomes even more evident when such ET is co-fed with water (Fig. 6E). The proposal of a new indirect or secondary pathway to form ETY from ET seems thus related to the polarity of the molecules in the reaction mixture and the ability of the surface to interact. Such a hypothesis is assessed here through theoretical calculations based on the adsorption of such molecules on Al-derived species in HZSM-5 and the formation of kinetically-relevant transition states, as discussed below.

3.3 Analysis of the reaction mechanism

Further DFT calculations have been performed in an attempt to better understand the ET to ETY catalytic pathway over different surface acid species on HZSM-5. The structures of HZSM-5 (Fig. 9) were optimized according to the MFI's topology, where the atomic proportion of Si:O:Al:H was set at 92:192:4:4, respectively (see the ESI for further structural and coordination details[†]).

According to previous reports⁶⁷ there are four possible Al positions in the ZSM-5 structure; T1, T2, T3, and T4 (in blue, Fig. 9), which depend on the geometrical and elemental configuration. Among these four positions, which are usually altered under an aqueous medium,⁶⁸ T2 was chosen as the representative position for evaluating the interaction with ET, DEE and ETY molecules under the possible presence of H_2O . This choice is supported by the fact that T2 sites are located at the junction of three 10-membered rings, while T1 sites are located at the junction of only two 6-membered rings and one 10-membered rings. This makes the T2 position more relevant

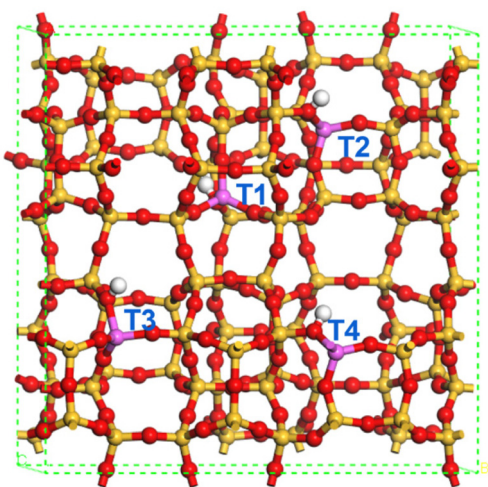


Fig. 9 The optimized periodic structure of HZSM-5 (atomic ratio Si/Al ~23, $a = 20.615223 \text{ \AA}$; $b = 20.430119 \text{ \AA}$ and $c = 13.716548 \text{ \AA}$, $\alpha = 90.0248$; $\beta = 89.76483$; $\gamma = 90.05055$). Yellow: Si; red: O; purple: Al; white: protons.

from a geometric perspective, and especially to assess the adsorption of molecules with different steric and polarization phenomena. The adsorption energy for individual molecules was calculated at the T2 position, by considering two distinct acid-sites: Brønsted (B) and Lewis (L). The effects from OH-treatment in HZSM-5 seem to be more noticeable in $\text{Al}(\delta)\text{-OH}$ species that relate to L sites, whilst OH or water-treatments are not expected to affect B sites as the resulting species may not be stable under the air-treatment (calcination) prior to catalysis.

As shown in the Fig. 9, the adsorption of ET on the B site involves lower energy (-0.8 eV) than for the rest of the molecules. This lowest energy would allow adsorbed ET to preferentially react through H–O bonding to be directly dehydrated into ETY or dimerized into DEE. A similar trend is observed for L sites, but with DEE molecules showing the lowest adsorption energy (-0.5 eV). This preferential adsorption of DEE over L sites is a critical step for its subsequent conversion into ETY (eqn (8)). The energies for H_2O are nearly undetectable for B sites and 0.29 eV for L sites, suggesting that both species do not favor H_2O adsorption. Thus, the DEE-to-ET route on L sites seems less favorable as it would require H_2O species to adsorb on neighboring sites to form ET from $\text{DEE} + \text{H}_2\text{O}$ (eqn (9)). This indicates that adsorbed DEE species would preferentially form ETY and H_2O (eqn (8)) on L species with a certain polar character, such as $\text{Al}(\delta)\text{-OH}$ species. This would indeed coincide with the non-stoichiometric ETY/ET ratio observed in Fig. 8B, where DEE is converted in higher quantities into ETY than in ET for OH-treated samples in comparison to parent samples. Such preferential catalysis on L sites is here confirmed by DFT calculations that determine the energy to form the kinetically-relevant transition states (TS) when DEE reacts into ETY and ET. Fig. 10B shows the reaction coordinate diagram for the $\text{ET} \rightarrow \text{DEE} \rightarrow \text{ETY}$ route, which intends to compare the critical TS for the $\text{DEE} \rightarrow \text{ETY}$ step. The energy barrier for the TS on L sites is lower (0.99 eV) than that on B sites (1.24 eV), indicative that such ETY formation from DEE is favored on L sites featuring $\text{Al}(\delta)\text{-OH}$ -like species. This would still produce stoichiometric amounts of ETY and ET, but the data in Fig. 10B clearly indicate the prevalence of such DEE cracking reactions to form ETY on L sites in comparison to B sites.

Based on the obtained experimental and theoretical outputs, we suggest a cooperative mechanism between B and L sites to produce ethylene from ethanol on HZSM-5 catalysts at low temperatures. This is shown *via* two reaction routes (Scheme 1):

(i) Primary: a sequential dimerization of two ET molecules catalyzed by species adjacent to B sites to form a DEE intermediate that is subsequently cracked on L sites to form ETY and H_2O .

(ii) Secondary: a direct elimination of the hydroxyl group from ET to form ETY and H_2O on B sites.

Following Scheme 1, ET is adsorbed over acid B sites (mainly Si–OH–Al) and dehydrated to form a surface-bound ethoxy intermediate after interacting with an adjacent OH

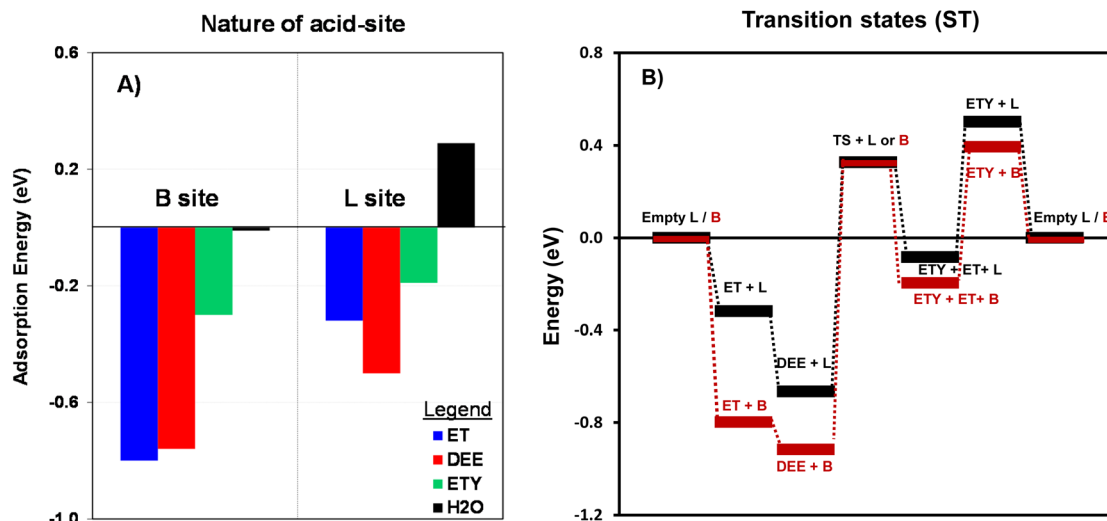
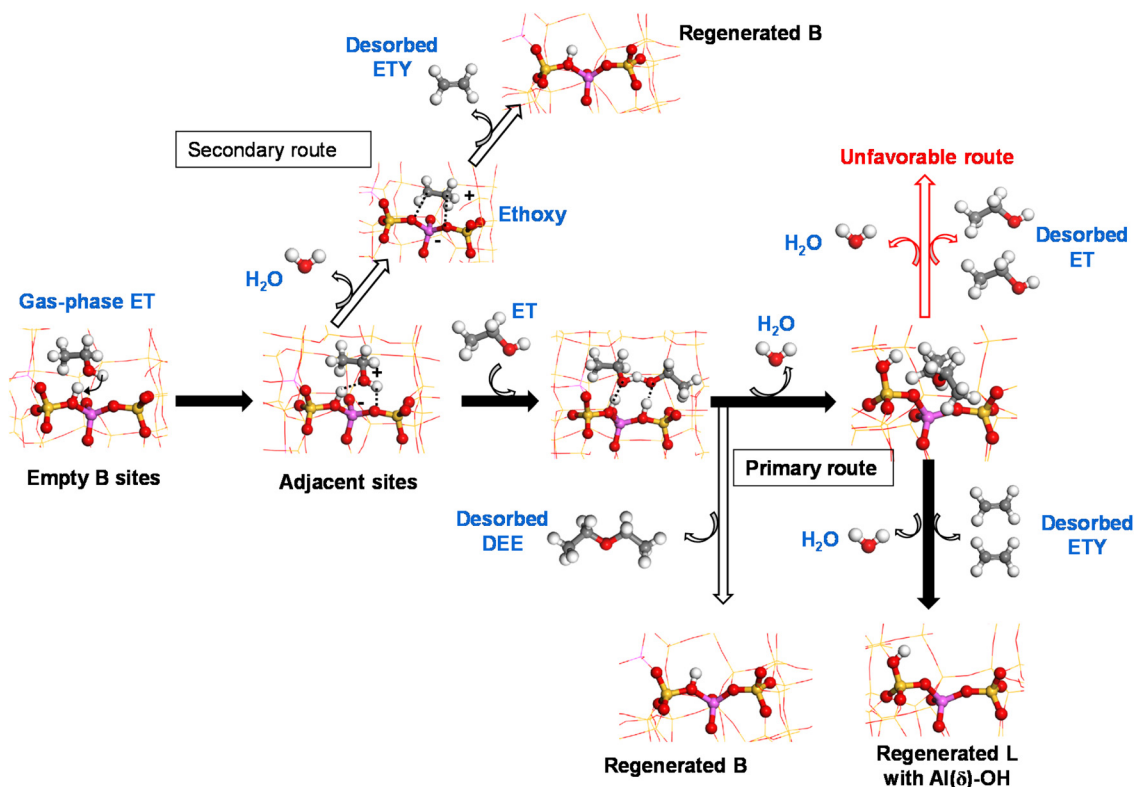


Fig. 10 (A) The calculated adsorption energy (eV, eqn (8)) for ET, DEE, ETY and H₂O on B sites and L sites for the T2 position (–Al–); and (B) Reaction coordinate diagram with DFT-derived energies normalized with respect to empty B or L sites at T2 positions. The TS for ET → DEE is not shown for simplicity.



Scheme 1 Identified routes for ET-to-ETY over HZSM-5 at low-temperature reaction via: (i) ET dimerization on neighboring sites on B species followed by DEE cracking on L (primary route), and (ii) direct elimination of the hydroxyl group of ET on B (secondary route).

group. This intermediate is thermodynamically unstable, leading to ETY by C–O cleavage and C=C formation (*secondary route*) or immediately dimerized with another adsorbed ET on a neighboring similar site to form DEE (*primary route*). Previous DFT calculations³⁸ reported that ethoxy species can

be converted into ETY and DEE over external and internal –OH groups of the HZSM-5 framework, respectively. The abstraction of ethoxy intermediates by O to form ETY requires an activation energy of more than 41 kcal mol^{–1}, while the formation of DEE at low temperature from dimeric ET requires only

25 kcal mol⁻¹.⁶⁹ This difference, which is mainly attributed to hydrophilic and acidic internal HZSM-5 channels,⁷⁰ predominantly leads to DEE at low temperatures. These observations were confirmed by the experimental data in the present work (Fig. 7 and 8), revealing how DEE can re-adsorb on L sites (more probably in the form of EF–Al(v)) after contacting with H₂O. Subsequently, two C–O bonds in DEE are decomposed by dehydration to form two ETY molecules in the gas-phase. This ET → DEE → ETY route is considered here as the primary route based on the experimental evidence using ET or DEE as reactants and HZSM-5 catalysts with different B (as SAS) and L (as WAS) contents, whilst the direct ET → ETY route seems to be less predominant on the studied system.

4. Conclusions

The present work has shown experimental and theoretical evidence of finding an optimal compromise between the surface content of L sites, mainly as EF–Al(v) species, and of B sites as Al–OH–Si species, for the catalytic conversion of ethanol into ethylene at low-temperature on HZSM-5 catalysts. The control over ethylene selectivity, for a given temperature, is predominantly affected by the Si and Al content on the parent sample and by the OH-treatment conditions (temperature and time) and the origin of such species (as from OH in an alkaline solution or water). Further calcination steps contribute to conditioning and stabilizing robust Al(δ)–OH bonds. Such treatment consequences are also evidenced when water is co-fed during the ET reaction, favoring ethylene formation. These experimental observations are confirmed with theoretical inputs, proposing a new catalytic route for the formation of ethylene from ethanol *via* diethylether cracking. In summary, this work provides compelling experimental and theoretical insights into the role of water in the production of ethylene from ethanol at low temperature, serving as the basis to set a relevant landmark towards the design of efficient catalysts and processes for the conversion of complex platform biomolecules into value-added compounds.

Conflicts of interest

There are no conflicts to declare.

Acknowledgements

This work was carried out in the framework of academic collaboration between the University of Sultan Moulay Slimane (USMS, Morocco); the Sustainable Process Engineering (SUPREN, IT1554-22) group at the University of the Basque Country (UPV/EHU, Spain) and the “Unité de Catalyse et Chimie du Solide (UCCS)” at the university of Lille (ULille, France). The authors are grateful to the vice-chancellorship of research at UPV/EHU, the Moroccan Ministry of Higher Education, Scientific Research and Innovation for their

respective fellowships (grant commitment 20-21-51) granted to L. Ouayloul, and the EU's H2020 program for funding the CatGTP project (MSCA agreement no. 101030636). The authors also thank Prof. P. L. Arias for hosting the PhD student in the SUPREN group. The authors would also like to thank Mrs J. C. Morin and J. Jezequel for their help in implementing *In situ* FTIR and N₂ adsorption measurements at the laboratory of UCCS (France). The theoretical calculation part is supported by the Shandong provincial Natural Science Foundation (grant no. ZR2021QB157). We acknowledge the National Supercomputing Center in Shenzhen for providing the computational resources and materials studio (7.0 Visualizer).

References

- 1 C. Angelici, B. M. Weckhuysen and P. C. A. Bruijninx, Chemocatalytic Conversion of Ethanol into Butadiene and Other Bulk Chemicals, *ChemSusChem*, 2013, **6**(9), 1595–1614, DOI: [10.1002/cssc.201300214](https://doi.org/10.1002/cssc.201300214).
- 2 T. Takei, N. Iguchi and M. Haruta, Synthesis of Acetaldehyde, Acetic Acid, and Others by the Dehydrogenation and Oxidation of Ethanol, *Catal. Surv. Asia*, 2011, **15**(2), 80–88, DOI: [10.1007/s10563-011-9112-1](https://doi.org/10.1007/s10563-011-9112-1).
- 3 M. El Doukkali, A. Iriondo and I. Gandarias, Enhanced Catalytic Upgrading of Glycerol into High Value-Added H₂ and Propanediols: Recent Developments and Future Perspectives, *Mol. Catal.*, 2020, **490**, 110928, DOI: [10.1016/j.mcat.2020.110928](https://doi.org/10.1016/j.mcat.2020.110928).
- 4 E. Chaichana, N. Boonsinvarothai, N. Chitpong and B. Jongsomjit, Catalytic Dehydration of Ethanol to Ethylene and Diethyl Ether over Alumina Catalysts Containing Different Phases with Boron Modification, *J. Porous Mater.*, 2019, **26**(2), 599–610, DOI: [10.1007/s10934-018-0663-7](https://doi.org/10.1007/s10934-018-0663-7).
- 5 T. K. Phung and G. Busca, Diethyl Ether Cracking and Ethanol Dehydration: Acid Catalysis and Reaction Paths, *Chem. Eng. J.*, 2015, **272**, 92–101, DOI: [10.1016/j.cej.2015.03.008](https://doi.org/10.1016/j.cej.2015.03.008).
- 6 G. Garbarino, R. Prasath Parameswari Vijayakumar, P. Riani, E. Finocchio and G. Busca, Ethanol and Diethyl Ether Catalytic Conversion over Commercial Alumina and Lanthanum-Doped Alumina: Reaction Paths, Catalyst Structure and Coking, *Appl. Catal., B*, 2018, **236**, 490–500, DOI: [10.1016/j.apcatb.2018.05.039](https://doi.org/10.1016/j.apcatb.2018.05.039).
- 7 M. Zhang and Y. Yu, Dehydration of Ethanol to Ethylene, *Ind. Eng. Chem. Res.*, 2013, **52**(28), 9505–9514, DOI: [10.1021/ie401157c](https://doi.org/10.1021/ie401157c).
- 8 F. Epron, N. Bion, D. Duprez and C. Batiot-Dupeyrat. Steam Reforming of Alcohols from Biomass Conversion for H₂ Production, in *Perovskites and Related Mixed Oxides*; John Wiley & Sons, Ltd, 2016; pp 539–558. DOI: [10.1002/9783527686605.ch24](https://doi.org/10.1002/9783527686605.ch24).
- 9 V. Coupard, N. Touchais, S. Fleurier, H. G. Penas, P. D. Smedt, W. Vermeiren, C. Adam and D. Minoux. Process for Dehydration of Dilute Ethanol into Ethylene with Low Energy Consumption without Recycling of Water.

- US9079812B2, 2015. <https://patents.google.com/patent/US9079812B2/en> (accessed 2023-01-10).
- 10 M. Inaba, K. Murata, M. Saito and I. Takahara, Ethanol Conversion to Aromatic Hydrocarbons over Several Zeolite Catalysts, *React. Kinet. Catal. Lett.*, 2006, **88**(1), 135–141, DOI: [10.1007/s11144-006-0120-5](https://doi.org/10.1007/s11144-006-0120-5).
 - 11 K. A. Tarach, J. Tekla, W. Makowski, U. Filek, K. Mlekodaj, V. Girman, M. Choi and K. Góra-Marek, Catalytic Dehydration of Ethanol over Hierarchical ZSM-5 Zeolites: Studies of Their Acidity and Porosity Properties, *Catal. Sci. Technol.*, 2016, **6**(10), 3568–3584, DOI: [10.1039/C5CY01866H](https://doi.org/10.1039/C5CY01866H).
 - 12 G. Chen, S. Li, F. Jiao and Q. Yuan, Catalytic Dehydration of Bioethanol to Ethylene over TiO₂/γ-Al₂O₃ Catalysts in Microchannel Reactors, *Catal. Today*, 2007, **125**(1), 111–119, DOI: [10.1016/j.cattod.2007.01.071](https://doi.org/10.1016/j.cattod.2007.01.071).
 - 13 X. Zhang, R. Wang, X. Yang and F. Zhang, Comparison of Four Catalysts in the Catalytic Dehydration of Ethanol to Ethylene, *Microporous Mesoporous Mater.*, 2008, **116**(1–3), 210–215, DOI: [10.1016/j.micromeso.2008.04.004](https://doi.org/10.1016/j.micromeso.2008.04.004).
 - 14 V. V. Bokade and G. D. Yadav, Heteropolyacid Supported on Montmorillonite Catalyst for Dehydration of Dilute Bio-Ethanol, *Appl. Clay Sci.*, 2011, **53**(2), 263–271, DOI: [10.1016/j.clay.2011.03.006](https://doi.org/10.1016/j.clay.2011.03.006).
 - 15 Y. Saito and H. Niiyama, Reaction Mechanism of Ethanol Dehydration on/in Heteropoly Compounds: Analysis of Transient Behavior Based on Pseudo-Liquid Catalysis Model, *J. Catal.*, 1987, **106**(2), 329–336, DOI: [10.1016/0021-9517\(87\)90243-0](https://doi.org/10.1016/0021-9517(87)90243-0).
 - 16 D. Zhang, R. Wang and X. Yang, Effect of P Content on the Catalytic Performance of P-Modified HZSM-5 Catalysts in Dehydration of Ethanol to Ethylene, *Catal. Lett.*, 2008, **124**(3), 384–391, DOI: [10.1007/s10562-008-9481-x](https://doi.org/10.1007/s10562-008-9481-x).
 - 17 J. Bi, X. Guo, M. Liu and X. Wang, High Effective Dehydration of Bio-Ethanol into Ethylene over Nanoscale HZSM-5 Zeolite Catalysts, *Catal. Today*, 2010, **149**(1), 143–147, DOI: [10.1016/j.cattod.2009.04.016](https://doi.org/10.1016/j.cattod.2009.04.016).
 - 18 A. T. Aguayo, A. G. Gayubo, A. Atutxa, M. Olazar and J. Bilbao, Catalyst Deactivation by Coke in the Transformation of Aqueous Ethanol into Hydrocarbons. Kinetic Modeling and Acidity Deterioration of the Catalyst, *Ind. Eng. Chem. Res.*, 2002, **41**(17), 4216–4224, DOI: [10.1021/ie020068i](https://doi.org/10.1021/ie020068i).
 - 19 D. Fan, D.-J. Dai and H.-S. Wu, Ethylene Formation by Catalytic Dehydration of Ethanol with Industrial Considerations, *Materials*, 2013, **6**(1), 101–115, DOI: [10.3390/ma6010101](https://doi.org/10.3390/ma6010101).
 - 20 Y. Chen, Y. Wu, L. Tao, B. Dai, M. Yang, Z. Chen and X. Zhu, Dehydration Reaction of Bio-Ethanol to Ethylene over Modified SAPO Catalysts, *J. Ind. Eng. Chem.*, 2010, **16**(5), 717–722, DOI: [10.1016/j.jiec.2010.07.013](https://doi.org/10.1016/j.jiec.2010.07.013).
 - 21 N. Zhan, Y. Hu, H. Li, D. Yu, Y. Han and H. Huang, Lanthanum–Phosphorous Modified HZSM-5 Catalysts in Dehydration of Ethanol to Ethylene: A Comparative Analysis, *Catal. Commun.*, 2010, **11**(7), 633–637, DOI: [10.1016/j.catcom.2010.01.011](https://doi.org/10.1016/j.catcom.2010.01.011).
 - 22 D. Varisli, T. Dogu and G. Dogu, Silicotungstic Acid Impregnated MCM-41-like Mesoporous Solid Acid Catalysts for Dehydration of Ethanol, *Ind. Eng. Chem. Res.*, 2008, **47**(12), 4071–4076, DOI: [10.1021/ie800192t](https://doi.org/10.1021/ie800192t).
 - 23 A. Ciftci, N. A. Sezgi and T. Dogu, Nafion-Incorporated Silicate Structured Nanocomposite Mesoporous Catalysts for Dimethyl Ether Synthesis, *Ind. Eng. Chem. Res.*, 2010, **49**(15), 6753–6762, DOI: [10.1021/ie9015667](https://doi.org/10.1021/ie9015667).
 - 24 T. Kamsuwan, P. Praserttham and B. Jongsomjit, Diethyl Ether Production during Catalytic Dehydration of Ethanol over Ru- and Pt- Modified H-Beta Zeolite Catalysts, *J. Oleo Sci.*, 2017, **66**(2), 199–207, DOI: [10.5650/jos.ess16108](https://doi.org/10.5650/jos.ess16108).
 - 25 G. Elordi, M. Olazar, G. Lopez, P. Castaño and J. Bilbao, Role of Pore Structure in the Deactivation of Zeolites (HZSM-5, Hβ and HY) by Coke in the Pyrolysis of Polyethylene in a Conical Spouted Bed Reactor, *Appl. Catal., B*, 2011, **102**(1), 224–231, DOI: [10.1016/j.apcatb.2010.12.002](https://doi.org/10.1016/j.apcatb.2010.12.002).
 - 26 S. Hamieh, C. Canaff, K. B. Tayeb, M. Tarighi, S. Maury, H. Vezin, Y. Pouilloux and L. Pinard, Methanol and Ethanol Conversion into Hydrocarbons over H-ZSM-5 Catalyst, *Eur. Phys. J.: Spec. Top.*, 2015, **224**(9), 1817–1830, DOI: [10.1140/epjst/e2015-02501-1](https://doi.org/10.1140/epjst/e2015-02501-1).
 - 27 P. Iadrat, K. Yomthong, C. Rodaum, P. Pornsetmetakul, A. Thivasasith, A. Prasertsab, X. Fan, T. Sooknoi and C. Wattanakit, Effects of Zeolite Frameworks and Hierarchical Structures on Catalytic Bioethanol Dehydration: *In situ* DRIFTS and DFT Studies, *Fuel*, 2023, **338**, 127208, DOI: [10.1016/j.fuel.2022.127208](https://doi.org/10.1016/j.fuel.2022.127208).
 - 28 C.-Y. Wu and H.-S. Wu, Ethylene Formation from Ethanol Dehydration Using ZSM-5 Catalyst, *ACS Omega*, 2017, **2**(8), 4287–4296, DOI: [10.1021/acsomega.7b00680](https://doi.org/10.1021/acsomega.7b00680).
 - 29 K. Van der Borgh, V. V. Galvita and G. B. Marin, Ethanol to Higher Hydrocarbons over Ni, Ga, Fe-Modified ZSM-5: Effect of Metal Content, *Appl. Catal., A*, 2015, **492**, 117–126, DOI: [10.1016/j.apcata.2014.12.020](https://doi.org/10.1016/j.apcata.2014.12.020).
 - 30 T. K. R. de Oliveira, M. Rosset and O. W. Perez-Lopez, Ethanol Dehydration to Diethyl Ether over Cu-Fe/ZSM-5 Catalysts, *Catal. Commun.*, 2018, **104**, 32–36, DOI: [10.1016/j.catcom.2017.10.013](https://doi.org/10.1016/j.catcom.2017.10.013).
 - 31 M. Ketkaew, S. Klinyod, K. Saenluang, C. Rodaum, A. Thivasasith, P. Kidkhunthod and C. Wattanakit, Fine-Tuning the Chemical State and Acidity of Ceria Incorporated in Hierarchical Zeolites for Ethanol Dehydration, *Chem. Commun.*, 2020, **56**(77), 11394–11397, DOI: [10.1039/D0CC04886K](https://doi.org/10.1039/D0CC04886K).
 - 32 J. Ouyang, F. Kong, G. Su, Y. Hu and Q. Song, Catalytic Conversion of Bio-Ethanol to Ethylene over La-Modified HZSM-5 Catalysts in a Bioreactor, *Catal. Lett.*, 2009, **132**(1–2), 64–74, DOI: [10.1007/s10562-009-0047-3](https://doi.org/10.1007/s10562-009-0047-3).
 - 33 R. Batchu, V. V. Galvita, K. Alexopoulos, T. S. Glazneva, H. Poelman, M.-F. Reyniers and G. B. Marin, Ethanol Dehydration Pathways in H-ZSM-5: Insights from Temporal Analysis of Products, *Catal. Today*, 2020, **355**, 822–831, DOI: [10.1016/j.cattod.2019.04.018](https://doi.org/10.1016/j.cattod.2019.04.018).

- 34 S. A. Kadam and M. V. Shamzhy, IR Operando Study of Ethanol Dehydration over MFI Zeolite, *Catal. Today*, 2018, **304**, 51–57, DOI: [10.1016/j.cattod.2017.09.020](https://doi.org/10.1016/j.cattod.2017.09.020).
- 35 S. Zeng, J. Li, N. Wang, W. Zhang, Y. Wei, Z. Liu and S. Xu, Investigation of Ethanol Conversion on H-ZSM-5 Zeolite by in Situ Solid-State NMR, *Energy Fuels*, 2021, **35**, 12319–12328, DOI: [10.1021/acs.energyfuels.1c02151](https://doi.org/10.1021/acs.energyfuels.1c02151).
- 36 W. Choopun and S. Jitkarnka, Catalytic Activity and Stability of HZSM-5 Zeolite and Hierarchical Uniform Mesoporous MSU-SZSM-5 Material during Bio-Ethanol Dehydration, *J. Cleaner Prod.*, 2016, **135**, 368–378, DOI: [10.1016/j.jclepro.2016.06.110](https://doi.org/10.1016/j.jclepro.2016.06.110).
- 37 Z. Wang, L. A. O'Dell, X. Zeng, C. Liu, S. Zhao, W. Zhang, M. Gaborieau, Y. Jiang and J. Huang, Insight into Three-Coordinate Aluminum Species on Ethanol-to-Olefin Conversion over ZSM-5 Zeolites, *Angew. Chem., Int. Ed.*, 2019, **58**(50), 18061–18068, DOI: [10.1002/anie.201910987](https://doi.org/10.1002/anie.201910987).
- 38 S. Shetsiri, A. Thivasasith, K. Saenluang, W. Wannapakdee, S. Salakhum, P. Wetchasat, S. Nokbin, J. Limtrakul and C. Wattanakit, Sustainable Production of Ethylene from Bioethanol over Hierarchical ZSM-5 Nanosheets, *Sustainable Energy Fuels*, 2018, **3**(1), 115–126, DOI: [10.1039/C8SE00392K](https://doi.org/10.1039/C8SE00392K).
- 39 Q. Sheng, S. Guo, K. Ling and L. Zhao, Catalytic Dehydration of Ethanol to Ethylene over Alkali-Treated HZSM-5 Zeolites, *J. Braz. Chem. Soc.*, 2014, **25**(8), 1365–1371, DOI: [10.5935/0103-5053.20140118](https://doi.org/10.5935/0103-5053.20140118).
- 40 M. Seifert, M. S. Marschall, T. Gille, C. Jonscher, O. Busse, S. Paasch, E. Brunner, W. Reschetilowski and J. J. Weigand, Ethanol to Aromatics on Modified H-ZSM-5 Part I: Interdependent Dealumination Actions, *ChemCatChem*, 2020, **12**(24), 6301–6310, DOI: [10.1002/cctc.202001344](https://doi.org/10.1002/cctc.202001344).
- 41 Q. Sheng, K. Ling, Z. Li and L. Zhao, Effect of Steam Treatment on Catalytic Performance of HZSM-5 Catalyst for Ethanol Dehydration to Ethylene, *Fuel Process. Technol.*, 2013, **110**, 73–78, DOI: [10.1016/j.fuproc.2012.11.004](https://doi.org/10.1016/j.fuproc.2012.11.004).
- 42 H. Xin, X. Li, Y. Fang, X. Yi, W. Hu, Y. Chu, F. Zhang, A. Zheng, H. Zhang and X. Li, Catalytic Dehydration of Ethanol over Post-Treated ZSM-5 Zeolites, *J. Catal.*, 2014, **312**, 204–215, DOI: [10.1016/j.jcat.2014.02.003](https://doi.org/10.1016/j.jcat.2014.02.003).
- 43 Y. Fang, F. Yang, X. He and X. Zhu, Dealumination and Desilication for Al-Rich HZSM-5 Zeolite via Steam-Alkaline Treatment and Its Application in Methanol Aromatization, *Front. Chem. Sci. Eng.*, 2019, **13**(3), 543–553, DOI: [10.1007/s11705-018-1778-8](https://doi.org/10.1007/s11705-018-1778-8).
- 44 J. C. Groen, W. Zhu, S. Brouwer, S. J. Huynink, F. Kapteijn, J. A. Moulijn and J. Pérez-Ramírez, Direct Demonstration of Enhanced Diffusion in Mesoporous ZSM-5 Zeolite Obtained via Controlled Desilication, *J. Am. Chem. Soc.*, 2007, **129**(2), 355–360, DOI: [10.1021/ja065737o](https://doi.org/10.1021/ja065737o).
- 45 L. Zhang, K. Chen, B. Chen, J. L. White and D. E. Resasco, Factors That Determine Zeolite Stability in Hot Liquid Water, *J. Am. Chem. Soc.*, 2015, **137**(36), 11810–11819, DOI: [10.1021/jacs.5b07398](https://doi.org/10.1021/jacs.5b07398).
- 46 D. E. Resasco, S. P. Crossley, B. Wang and J. L. White, Interaction of Water with Zeolites: A Review, *Catal. Rev.*, 2021, **63**(2), 302–362, DOI: [10.1080/01614940.2021.1948301](https://doi.org/10.1080/01614940.2021.1948301).
- 47 P. G. Machado, A. Walter and M. Cunha, Bio-Based Propylene Production in a Sugarcane Biorefinery: A Techno-Economic Evaluation for Brazilian Conditions, *Biofuels, Bioprod. Biorefin.*, 2016, **10**(5), 623–633, DOI: [10.1002/bbb.1674](https://doi.org/10.1002/bbb.1674).
- 48 G. Kresse and J. Hafner, *Ab Initio* Molecular Dynamics for Open-Shell Transition Metals, *Phys. Rev. B: Condens. Matter Mater. Phys.*, 1993, **48**(17), 13115–13118, DOI: [10.1103/PhysRevB.48.13115](https://doi.org/10.1103/PhysRevB.48.13115).
- 49 G. Kresse and J. Hafner, *Ab Initio* Molecular-Dynamics Simulation of the Liquid-Metal–Amorphous-Semiconductor Transition in Germanium, *Phys. Rev. B: Condens. Matter Mater. Phys.*, 1994, **49**(20), 14251–14269, DOI: [10.1103/PhysRevB.49.14251](https://doi.org/10.1103/PhysRevB.49.14251).
- 50 G. Kresse and J. Furthmüller, Efficiency of *Ab initio* Total Energy Calculations for Metals and Semiconductors Using a Plane-Wave Basis Set, *Comput. Mater. Sci.*, 1996, **6**(1), 15–50, DOI: [10.1016/0927-0256\(96\)00008-0](https://doi.org/10.1016/0927-0256(96)00008-0).
- 51 G. Kresse and J. Furthmüller, Efficient Iterative Schemes for *Ab Initio* Total-Energy Calculations Using a Plane-Wave Basis Set, *Phys. Rev. B: Condens. Matter Mater. Phys.*, 1996, **54**(16), 11169–11186, DOI: [10.1103/PhysRevB.54.11169](https://doi.org/10.1103/PhysRevB.54.11169).
- 52 P. E. Blöchl, Projector Augmented-Wave Method, *Phys. Rev. B: Condens. Matter Mater. Phys.*, 1994, **50**(24), 17953–17979, DOI: [10.1103/PhysRevB.50.17953](https://doi.org/10.1103/PhysRevB.50.17953).
- 53 G. Kresse and D. Joubert, From Ultrasoft Pseudopotentials to the Projector Augmented-Wave Method, *Phys. Rev. B: Condens. Matter Mater. Phys.*, 1999, **59**(3), 1758–1775, DOI: [10.1103/PhysRevB.59.1758](https://doi.org/10.1103/PhysRevB.59.1758).
- 54 J. P. Perdew, K. Burke and M. Ernzerhof, Generalized Gradient Approximation Made Simple, *Phys. Rev. Lett.*, 1996, **77**(18), 3865–3868, DOI: [10.1103/PhysRevLett.77.3865](https://doi.org/10.1103/PhysRevLett.77.3865).
- 55 X. Zhu, L. L. Lobban, R. G. Mallinson and D. E. Resasco, Tailoring the Mesopore Structure of HZSM-5 to Control Product Distribution in the Conversion of Propanal, *J. Catal.*, 2010, **271**(1), 88–98, DOI: [10.1016/j.jcat.2010.02.004](https://doi.org/10.1016/j.jcat.2010.02.004).
- 56 K. Sadowska, A. Wach, Z. Olejniczak, P. Kuśtrowski and J. Datka, Hierarchic Zeolites: Zeolite ZSM-5 Desilicated with NaOH and NaOH/Tetrabutylamine Hydroxide, *Microporous Mesoporous Mater.*, 2013, **167**, 82–88, DOI: [10.1016/j.micromeso.2012.03.045](https://doi.org/10.1016/j.micromeso.2012.03.045).
- 57 J. Vicente, A. G. Gayubo, J. Ereña, A. T. Aguayo, M. Olazar and J. Bilbao, Improving the DME Steam Reforming Catalyst by Alkaline Treatment of the HZSM-5 Zeolite, *Appl. Catal., B*, 2013, **130–131**, 73–83, DOI: [10.1016/j.apcatb.2012.10.019](https://doi.org/10.1016/j.apcatb.2012.10.019).
- 58 W. Xia, A. Takahashi, I. Nakamura, H. Shimada and T. Fujitani, Study of Active Sites on the MFI Zeolite Catalysts for the Transformation of Ethanol into Propylene, *J. Mol. Catal. A: Chem.*, 2010, **328**(1), 114–118, DOI: [10.1016/j.molcata.2010.06.008](https://doi.org/10.1016/j.molcata.2010.06.008).

- 59 J. Holzinger, P. Beato, L. F. Lundegaard and J. Skibsted, Distribution of Aluminum over the Tetrahedral Sites in ZSM-5 Zeolites and Their Evolution after Steam Treatment, *J. Phys. Chem. C*, 2018, **122**(27), 15595–15613, DOI: [10.1021/acs.jpcc.8b05277](https://doi.org/10.1021/acs.jpcc.8b05277).
- 60 S. Zhao, W. Yang, K. D. Kim, L. Wang, Z. Wang, R. Ryoo and J. Huang, Synergy of Extraframework Al³⁺ Cations and Brønsted Acid Sites on Hierarchical ZSM-5 Zeolites for Butanol-to-Olefin Conversion, *J. Phys. Chem. C*, 2021, **125**(21), 11665–11676, DOI: [10.1021/acs.jpcc.1c02171](https://doi.org/10.1021/acs.jpcc.1c02171).
- 61 A. A. Gabrienko, I. G. Danilova, S. S. Arzumanov, L. V. Pirutko, D. Freude and A. G. Stepanov, Direct Measurement of Zeolite Brønsted Acidity by FTIR Spectroscopy: Solid-State ¹H MAS NMR Approach for Reliable Determination of the Integrated Molar Absorption Coefficients, *J. Phys. Chem. C*, 2018, **122**(44), 25386–25395, DOI: [10.1021/acs.jpcc.8b07429](https://doi.org/10.1021/acs.jpcc.8b07429).
- 62 B.-T. L. Bleken, L. Mino, F. Giordanino, P. Beato, S. Svelle, K. P. Lillerud and S. Bordiga, Probing the Surface of Nanosheet H-ZSM-5 with FTIR Spectroscopy, *Phys. Chem. Chem. Phys.*, 2013, **15**(32), 13363–13370, DOI: [10.1039/C3CP51280K](https://doi.org/10.1039/C3CP51280K).
- 63 Z. Wang, Y. Jiang, O. Lafon, J. Trébosc, K. Duk Kim, C. Stampfl, A. Baiker, J.-P. Amoureux and J. Huang, Brønsted Acid Sites Based on Penta-Coordinated Aluminum Species, *Nat. Commun.*, 2016, **7**(1), 13820, DOI: [10.1038/ncomms13820](https://doi.org/10.1038/ncomms13820).
- 64 X. Yi, K. Liu, W. Chen, J. Li, S. Xu, C. Li, Y. Xiao, H. Liu, X. Guo, S.-B. Liu and A. Zheng, Origin and Structural Characteristics of Tri-Coordinated Extra-Framework Aluminum Species in Dealuminated Zeolites, *J. Am. Chem. Soc.*, 2018, **140**(34), 10764–10774, DOI: [10.1021/jacs.8b04819](https://doi.org/10.1021/jacs.8b04819).
- 65 J. Lee, J. Szanyi and J. H. Kwak, Ethanol Dehydration on γ -Al₂O₃: Effects of Partial Pressure and Temperature, *Mol. Catal.*, 2017, **434**, 39–48, DOI: [10.1016/j.mcat.2016.12.013](https://doi.org/10.1016/j.mcat.2016.12.013).
- 66 J. S. Bates, B. C. Bukowski, J. Greeley and R. Gounder, Structure and Solvation of Confined Water and Water-Ethanol Clusters within Microporous Brønsted Acids and Their Effects on Ethanol Dehydration Catalysis, *Chem. Sci.*, 2020, **11**(27), 7102–7122, DOI: [10.1039/D0SC02589E](https://doi.org/10.1039/D0SC02589E).
- 67 D. Mei and J. A. Lercher, Mechanistic Insights into Aqueous Phase Propanol Dehydration in H-ZSM-5 Zeolite, *AIChE J.*, 2017, **63**(1), 172–184, DOI: [10.1002/aic.15517](https://doi.org/10.1002/aic.15517).
- 68 A. Vjunov, M. Wang, N. Govind, T. Huthwelker, H. Shi, D. Mei, J. L. Fulton and J. A. Lercher, Tracking the Chemical Transformations at the Brønsted Acid Site upon Water-Induced Deprotonation in a Zeolite Pore, *Chem. Mater.*, 2017, **29**(21), 9030–9042, DOI: [10.1021/acs.chemmater.7b02133](https://doi.org/10.1021/acs.chemmater.7b02133).
- 69 S. Kim, D. J. Robichaud, G. T. Beckham, R. S. Paton and M. R. Nimlos, Ethanol Dehydration in HZSM-5 Studied by Density Functional Theory: Evidence for a Concerted Process, *J. Phys. Chem. A*, 2015, **119**(15), 3604–3614, DOI: [10.1021/jp513024z](https://doi.org/10.1021/jp513024z).
- 70 F. Sannino, M. Pansini, A. Marocco, B. Bonelli, E. Garrone and S. Esposito, The Role of Outer Surface/Inner Bulk Brønsted Acidic Sites in the Adsorption of a Large Basic Molecule (Simazine) on H-Y Zeolite, *Phys. Chem. Chem. Phys.*, 2015, **17**(43), 28950–28957, DOI: [10.1039/C5CP05085E](https://doi.org/10.1039/C5CP05085E).