



Cite this: *Green Chem.*, 2023, 25, 2338

# Synthesis of methanol by hydrogenolysis of biobased methyl formate using highly stable and active Cu-spinel catalysts in slurry and gas phase reactions†

Vera Haagen,<sup>a</sup> Jakob Iser,<sup>a</sup> Markus Schörner,<sup>a</sup> Dennis Weber,<sup>b</sup> Tanja Franken,<sup>ib</sup> Peter Wasserscheid<sup>a,b</sup> and Patrick Schühle<sup>ib</sup>\*<sup>b</sup>

This contribution deals with a new atom efficient two-stage production route for green methanol (MeOH) from biomass that includes biomass conversion to methyl formate (MF)/formic acid (FA) mixtures followed by hydrogenolysis to MeOH. Herein, we focus on the hydrogenolysis step and propose a materials solution to the problem of catalyst corrosion by the acidic MF/FA mixture formed in the previous biomass oxidation step. We show that  $\text{Cu}_{0.9}\text{Al}_2\text{O}_4$  spinel materials are very effective hydrogenolysis catalysts for the conversion of MA/FA mixtures to MeOH. Compared to commercial catalysts such as  $\text{CuO}/\text{Cr}_2\text{O}_3$ , the spinel material does not contain hazardous chromium compounds or require them during synthesis. Furthermore, this spinel catalyst shows much lower corrosion than known commercial hydrogenolysis catalysts. By using reactive frontal chromatography, nitrogen sorption, IR-ATR and XRD measurements, we show that  $\text{CuO}/\text{MgO}/\text{ZnO}/\text{Al}_2\text{O}_3$  and  $\text{CuO}/\text{Cr}_2\text{O}_3$  suffer from leaching of copper and chromium in the presence of FA due to the formation of mobile metal formate species. In contrast, the strongly fixed nature of copper in the highly ordered crystal structure of our  $\text{Cu}_{0.9}\text{Al}_2\text{O}_4$  spinel type catalyst leads to exceptional stability in the presence of FA and in continuous hydrogenolysis experiments for more than 110 h time-on-stream.

Received 22nd November 2022,  
Accepted 13th February 2023

DOI: 10.1039/d2gc04420j

rscl.li/greenchem

## Introduction

Methanol (MeOH) is one of the most important platform chemicals with an annual production capacity of more than 150 million metric tons in 2020.<sup>1</sup> It is used for the production of many different bulk chemicals, such as *e.g.* olefins, formaldehyde or dimethylether (DME).<sup>2</sup> Furthermore, it is applied as a fuel additive or for chemical hydrogen storage.<sup>3</sup> Currently, MeOH is mainly produced *via* syngas from fossil resources. Due to the significant contribution of these traditional MeOH production processes to fossil  $\text{CO}_2$  emissions, renewable MeOH production routes have attracted much attention in recent years.<sup>4</sup>

Several studies revealed that  $\text{CO}_2$ , directly captured from air (DAC) or from industrial and biological exhaust gas streams, is

a promising carbon source for the synthesis of renewable MeOH.<sup>5,6</sup> However,  $\text{CO}_2$  from industrial exhaust gas streams needs to be purified as these streams contain several impurities (*e.g.*  $\text{H}_2\text{O}$ ,  $\text{O}_2$ ,  $\text{N}_2$ ,  $\text{SO}_x$ ,  $\text{NO}_x$ <sup>7</sup>) that can among others act as catalyst poisons in further reaction steps.<sup>8–10</sup>

In comparison, biomass is a natural capture and storage matrix for  $\text{CO}_2$ .<sup>11</sup> By converting biomass into valuable products, a closed  $\text{CO}_2$  loop can be established. One example of a biomass valorization route is the so called OxFA process, in which lignocellulosic feedstock is oxidized to formic acid (FA) in aqueous media, using homogeneous polyoxometallate catalysts.<sup>12</sup> In the OxFA process, biomass materials of varying complexity, including underutilized residues and waste from the agro and food industries, can be valorized.<sup>13,14</sup> Performing the OxFA process in aqueous media limits the FA yield to 70%, mainly as the formation of undesired  $\text{CO}_2$  by total oxidation of biomass cannot be avoided. Recently, a promising approach was published, to suppress the formation of the undesired by-product  $\text{CO}_2$  almost completely and to increase the yield of the valuable product.<sup>15,16</sup> An outstanding liquid carbon yield of up to 99% was achieved using glucose as a model compound in MeOH or MeOH/water mixtures as solvents. While an increasing MeOH content in the solvent increases the formation of

<sup>a</sup>Forschungszentrum Jülich, Helmholtz Institute for Renewable Energy Erlangen-Nürnberg, Cauerstraße 1, 91058 Erlangen, Germany

<sup>b</sup>Friedrich-Alexander-Universität Erlangen-Nürnberg (FAU), Institute of Chemical Reaction Engineering, Egerlandstraße 3, 91058 Erlangen, Germany.

E-mail: patrick.schuehle@fau.de

† Electronic supplementary information (ESI) available. See DOI: <https://doi.org/10.1039/d2gc04420j>



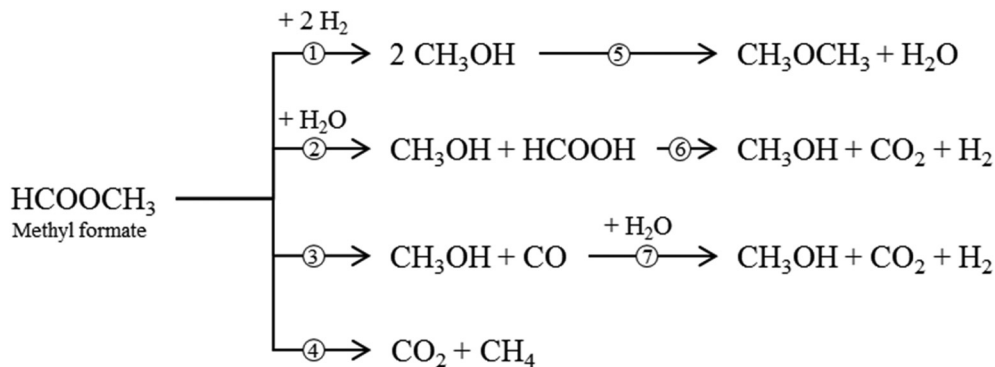


Fig. 2 Reaction network of the MF hydrogenolysis (1); side reactions are MF hydrolysis (2) and decarbonylation (3), DME formation (5) formic acid decomposition (6), water–gas shift reaction (7) and MF decarboxylation (4).

instance in PEM electrolyzers, where good stability against chemical corrosion is necessary. Spinel s are crystalline mixed metal oxides with the general sum formula of  $AB_2O_4$ . In normal spinels,  $A^{2+}$  ions occupy tetrahedral and  $B^{3+}$  ions occupy octahedral positions in the crystal structure. Within the crystalline structure, catalytically active sites are ultimately dispersed and stabilized, making them potentially more stable against corrosion compared to conventional supported catalysts.<sup>29</sup> In comparison to typical supported catalysts, where the active material is deposited on a support material, in spinel catalysts it is embedded into the crystal phase.

In the present study, we evaluate the performance of different Cu catalysts in liquid as well as in gas phase hydrogenolysis of MF containing FA impurities as found in biomass oxidation products. In this context, we introduce a novel  $Cu_{0.9}Al_2O_4$  spinel catalyst and compare its activity and its stability against the FA impurities with classical supported Cu-catalysts.

## Materials and methods

### Copper catalysts

Different commercially available copper catalysts were used without further purification, unless otherwise stated ( $CuO/MgO/ZnO/Al_2O_3$  from Alfa Aesar,  $w_{Cu} = 50$  wt%, abbreviated with  $CuO/ZnO$ ; and  $CuO/Cr_2O_3$  from Aldrich,  $w_{Cu} = 37$  wt%). In addition, a spinel catalyst with the formula  $Cu_{0.9}Al_2O_4$  was prepared by coprecipitation of the corresponding metal nitrates according to the following protocol: stoichiometric amounts of  $Cu(NO_3)_2$  trihydrate ( $\geq 99.5\%$ , Supelco) and  $Al(NO_3)_3$  nonahydrate (98.5%, VWR Chemicals) were dissolved in deionized water. Precipitation of the hydroxides was initiated by dropwise addition of 2 M NaOH under continuous stirring until a pH-value of 9 was reached. After filtration and washing with deionized water, the solid was dried at 75 °C for 12 h. Afterwards, the spinel catalysts were formed, by calcining the solid powder for 6 h in air at 950 °C (starting from room temperature with a heating rate of 5 K  $min^{-1}$ ). Such high temperatures are necessary to reach high phase purity of the desired  $Cu_{0.9}Al_2O_4$ <sup>30</sup> spinel structure.

### Catalyst characterization

Specific surface area ( $S_{BET}$ ) of the catalysts was obtained by  $N_2$ -physisorption measurements at a temperature of 77 K using a Quadrasorb SI from Quantachrome Instruments by the BET approach. The samples were dried for 12 h at 175 °C before measurement.

The active copper surface area ( $S_{RFC}$ ) of each catalyst was determined by nitrous oxide decomposition also known as reactive frontal chromatography (RFC), as reported by Hinrichsen *et al.*,<sup>31</sup> using an Autochem II 2920 instrument. For each analysis, 300 mg of catalyst was filled into the glass reactor. Before each RFC-experiment, a temperature programmed reduction step (TPR) was performed. For this purpose, the catalyst was heated in a 20 vol%  $H_2$  stream diluted in Ar until a temperature of 250 °C was reached (temperature ramp: 5 K  $min^{-1}$ ). After 1 h holding time, the catalyst was cooled to 45 °C in a 50  $cm^3 min^{-1}$  helium flow and then the nitrous oxide decomposition experiment was started. During the decomposition experiment, the catalyst was flushed with 0.5 vol%  $N_2O$  in helium, and non-converted  $N_2O$  was condensed in a cold trap. Using a thermal conductivity sensor (TCD) the amount of released  $N_2$  could be determined. By reproducing a measurement with our  $CuO/ZnO$ -catalyst three times, a relative standard deviation for  $S_{RFC}$  was determined to be 3.4%. This value was used as the statistical error margin for all presented  $S_{RFC}$  data.

To analyze the elemental composition of each metal containing solutions, inductively coupled plasma optical emission spectroscopy (ICP-OES, Plasma 400 from PerkinElmer) was applied. Solid samples were digested in a mixture of hydrochloric and nitric acid to dissolve all metal components.

X-ray powder diffraction (XRD) was used for the determination of the crystal structure of catalysts. The diffractograms were recorded on a Panalytic X-Pert instrument (Philips) using  $Cu_{K\alpha}$  radiation, angles of 10–90° and a step size of 0.017°  $\theta$ . Furthermore, attenuated total reflection infrared (ATR-IR) measurements of the catalysts after contact with FA were conducted using a FT-IR spectrometer (Jasco model 4100).

## Catalytic reaction and analysis equipment

**Activity tests in a semibatch slurry phase reactor.** Before the reaction, the catalyst powder ( $63 \mu\text{m} \leq d_p \leq 250 \mu\text{m}$ ) was reduced in an external tube furnace (Nabertherm) using 12.5 mol%  $\text{H}_2$  in  $\text{N}_2$  ( $\dot{V}_{\text{total}} = 400 \text{ ml}_N \text{ min}^{-1}$ ) at 250 °C for 2 h. To avoid air contact, the reduced catalysts were transferred from the furnace into an inert flask. Afterwards, the catalyst powder was suspended in the liquid reaction mixture ( $n_{\text{MF}} : n_{\text{Cu}} = 212 \text{ mol mol}^{-1}$ ). For a typical slurry phase experiment, 1.67 mol of MF (VWR;  $\geq 97\%$ ) was filled into a 300 mL hastelloy autoclave (Parr Instruments, for more information see Fig. S1 in the ESI†). The autoclave was sealed with a PTFE ring. The stirrer was set to 1000 rpm and after reaching 175 °C, the hydrogen partial pressure was adjusted to 45 bar<sub>H<sub>2</sub></sub> ( $p_{\text{total}} = 80 \text{ bar}_g$ ). The reaction conditions were maintained for a certain reaction time. During the reaction,  $\text{H}_2$  was fed continuously, to keep its partial pressure constant throughout the experiment.

In this study, we were interested in the influence of FA impurities on the catalytic performance of different Cu-catalysts. Therefore, all catalysts were examined in three different scenarios:

- A: In a reference experiment, each catalyst was applied for MF hydrogenolysis in the absence of any FA.
- B: In this scenario, 0.4 g of the calcined catalyst was brought into contact with 8 g of a solution of FA in MF (pH = 1.5,  $n_{\text{MF}} : n_{\text{FA}} = 19$ ) prior to the hydrogenolysis reaction. The suspension was stirred for 1 h at RT using a magnetic stirrer. Afterwards, the catalyst was filtered, washed and again treated with the FA–MF-solution. This procedure was repeated in total 10 times. After 10 washing cycles, the catalyst was dried using a rotary evaporator (72 mbar, 60 °C, 2 h) and was then reduced as described above and tested in hydrogenolysis, using pure MF as the substrate, as described in the reference scenario A. Both catalyst and filtrate were further analysed after this procedure.
- C: The aforementioned MF–FA solution was directly used in the slurry phase hydrogenolysis experiment.

In all experiments the molar ratio of FA to Cu was kept constant at  $n_{\text{FA}} : n_{\text{Cu}} = 10.8 \text{ mol mol}^{-1}$ . After cooling the reactor, the liquid reaction products were analysed using an Agilent GC 8890 with a CP-Sil 5 CB column (Agilent Technologies) and a FID-detector with a polyarc-methanizer. For quantification of the liquid components, dimethylsulfoxide was used as internal standard. The gaseous products were identified and quantified using a Shimadzu GC2020 gas chromatograph equipped with a ShinCarbon ST 80/100 column and a MS-detector.

**Activity tests in a continuous gas phase setup.** For a typical experiment in the continuous gas phase apparatus (see Fig. S2 in the ESI† for details), 0.5 g of catalyst mixed with 15 g of inert glass spheres ( $63 \geq d_p \geq 125 \mu\text{m}$ ) was placed into a fixed-bed reactor. Before starting the reaction, the catalyst was reduced for 2 h at 250 °C and atmospheric pressure, using a mixture of 12.5 mol%  $\text{H}_2$  in  $\text{N}_2$  ( $\dot{V}_{\text{total}} = 400 \text{ ml}_N \text{ min}^{-1}$ ). After reduction, the desired pressure and flow rates of the reaction

substrates were adjusted. The liquid MF was continuously pumped into a liquid evaporator (Adrop) using a HPLC-pump (Wadose, Flusys). The gaseous MF was mixed with  $\text{H}_2$  stream and fed into the reactor. Typically, a total volume flow of  $704 \text{ ml}_n \text{ min}^{-1}$  with a molar  $\text{H}_2 : \text{MF}$  ratio of 5.8:1 was adjusted. Unless otherwise mentioned, the catalytic reaction was performed at 10 bar<sub>g</sub> and in the temperature range between 150 and 260 °C.

For online product gas analysis, a micro-GC (Inficon) was used. The latter was equipped with a Rt-Molsieve 5 column for the separation of permanent gases and a Rt-Q-bond column for the separation of organic compounds. Each column was connected to a TCD-detector.

Calculation details for reaction engineering parameters as well as for the determination of kinetic parameters are given in the ESI.†

## Results and discussion

### Hydrogenolysis of methyl formate in slurry phase mode

Three different copper catalysts were investigated with regard to their activity in the hydrogenolysis of MF. Besides the two commercial catalysts, CuO/ZnO and CuO/Cr<sub>2</sub>O<sub>3</sub>, a self-synthesized Cu<sub>0.9</sub>Al<sub>2</sub>O<sub>4</sub> spinel catalyst was applied. XRD analysis was used to verify the formation of the desired Cu<sub>0.9</sub>Al<sub>2</sub>O<sub>4</sub> spinel phase (see Fig. S3 in the ESI†).

As stated above, the key aspect of our study is the development of a copper-based hydrogenolysis catalyst that is active and stable in the presence of relevant amounts of FA. Consequently, the three Cu-catalysts were applied according to the scenarios A, B and C described in the experimental section. In Table 1, the results of these experiments are presented. The catalyst specific values (weight fraction  $w_{\text{Cu/Cr}}$ ,  $S_{\text{BET}}$ ,  $S_{\text{RFC}}$ ) refer to the analysis of the catalyst after the reaction. CH<sub>4</sub> formation was below 0.1% in all experiments and is therefore not shown in Table 1.

First, the performance of the three catalysts is compared using pure MF as the substrate and without previous FA-treatment (scenario A). For all catalysts, the selectivity to MeOH is very similar ( $S_{\text{MeOH}} = 96\text{--}99\%$ ) with CO and CO<sub>2</sub> being the only side products. Interestingly, CuO/Cr<sub>2</sub>O<sub>3</sub> ( $11.52 \text{ g}_{\text{MeOH}} \text{ m}_{\text{Cu}}^{-2} \text{ h}^{-1}$ ) shows a significantly higher productivity compared to CuO/ZnO ( $0.08 \text{ g}_{\text{MeOH}} \text{ m}_{\text{Cu}}^{-2} \text{ h}^{-1}$ ) and the Cu<sub>0.9</sub>Al<sub>2</sub>O<sub>4</sub> spinel catalyst ( $1.66 \text{ g}_{\text{MeOH}} \text{ m}_{\text{Cu}}^{-2} \text{ h}^{-1}$ ). It is important to note, however, that the non-porous Cu<sub>0.9</sub>Al<sub>2</sub>O<sub>4</sub> catalyst shows its productivity with a much smaller active surface area (see  $S_{\text{RFC}}$  in Table 1).

The influence of an FA treatment of the catalysts before application can be derived from the comparison of scenarios A and B. According to Table 1, the MF conversion decreases significantly with CuO/ZnO and CuO/Cr<sub>2</sub>O<sub>3</sub> after FA-treatment. This decrease can be correlated with the loss in active copper surface area after FA-treatment. For CuO/ZnO the active surface area reduces from  $44 \text{ m}_{\text{Cu}}^2 \text{ g}^{-1}$  to  $22 \text{ m}_{\text{Cu}}^2 \text{ g}^{-1}$ , for CuO/Cr<sub>2</sub>O<sub>3</sub> the reduction is from  $15 \text{ m}_{\text{Cu}}^2 \text{ g}^{-1}$  to  $13 \text{ m}_{\text{Cu}}^2 \text{ g}^{-1}$ .

**Table 1** Summary of MF hydrogenolysis experiments using various copper catalysts in slurry phase, reaction conditions:  $T = 175\text{ }^{\circ}\text{C}$ ,  $p_{\text{H}_2} = 45\text{ bar}_g$  ( $p_{\text{total}} = 80\text{ bar}_g$ ),  $t = 5\text{ h}$  (1.5 h for CuO/Cr<sub>2</sub>O<sub>3</sub>), A: usage of fresh catalysts, CuO/ZnO:  $n_{\text{MF}}:n_{\text{Cu}} = 212\text{ mol mol}^{-1}$ ,  $m_{\text{MF}}:m_{\text{cat.}} = 100\text{ g g}^{-1}$ , CuO/Cr<sub>2</sub>O<sub>3</sub>:  $n_{\text{MF}}:n_{\text{Cu}} = 1910\text{ mol mol}^{-1}$ ,  $m_{\text{MF}}:m_{\text{cat.}} = 653\text{ g g}^{-1}$ , Cu<sub>0.9</sub>Al<sub>2</sub>O<sub>4</sub>:  $n_{\text{MF}}:n_{\text{Cu}} = 212\text{ mol mol}^{-1}$ ,  $m_{\text{MF}}:m_{\text{cat.}} = 67\text{ g g}^{-1}$ , B: usage of catalysts after a 600 minutes treatment with FA–MF-solution, CuO/ZnO:  $m_{\text{MF}}:m_{\text{cat.}} = 100\text{ g g}^{-1}$ , CuO/Cr<sub>2</sub>O<sub>3</sub>:  $m_{\text{MF}}:m_{\text{cat.}} = 653\text{ g g}^{-1}$ , Cu<sub>0.9</sub>Al<sub>2</sub>O<sub>4</sub>:  $m_{\text{MF}}:m_{\text{cat.}} = 67\text{ g g}^{-1}$ , C: usage of fresh catalysts with FA–MF-solution as reaction substrate, CuO/ZnO:  $n_{\text{MF}}:n_{\text{Cu}} = 212\text{ mol mol}^{-1}$ , CuO/Cr<sub>2</sub>O<sub>3</sub>:  $n_{\text{MF}}:n_{\text{Cu}} = 1910\text{ mol mol}^{-1}$ , Cu<sub>0.9</sub>Al<sub>2</sub>O<sub>4</sub>:  $n_{\text{MF}}:n_{\text{Cu}} = 212\text{ mol mol}^{-1}$ . Standard deviations are calculated, based on the relative standard deviations, determined from the reproduction experiments

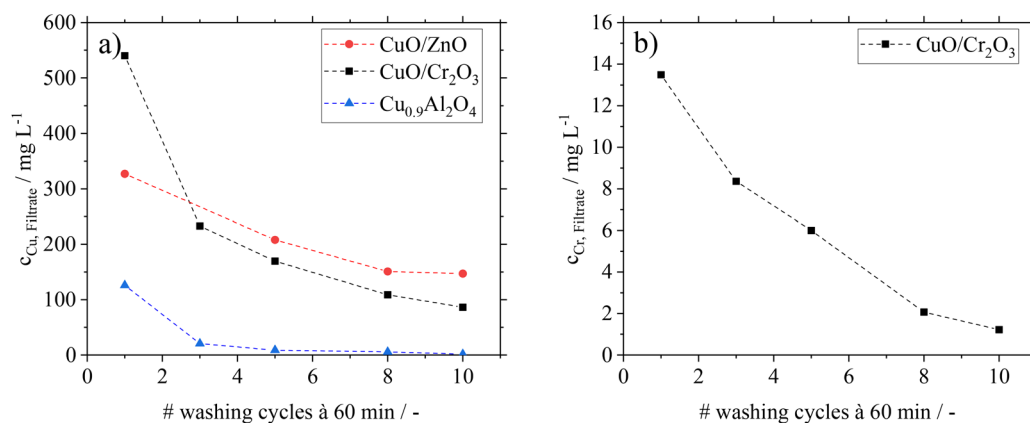
	Scenario	$X_{\text{MF}}/\%$	$S_{\text{MeOH}}/\%$	$S_{\text{CO}}/\%$	$S_{\text{CO}_2}/\%$	$P_{\text{active}}/\text{g}_{\text{MeOH}}\text{ m}^{-2}\text{ Cu h}^{-1}$	$w_{\text{Cu}}/\text{wt}\%$	$w_{\text{Cr}}/\text{wt}\%$	$S_{\text{BET}}/\text{m}^2\text{ g}^{-1}$	$S_{\text{RFC}}/m_{\text{Cu}}^2\text{ g}^{-1}$
CuO/ZnO	A – fresh	17 ± 2	96 ± 1	3.7 ± 0.3	0.3 ± 0.1	0.08	50	—	95	44 ± 2
	B – treated	10 ± 1	93 ± 1	6.9 ± 0.5	0.1 ± 0.0	0.10	31	—	91	22 ± 1
	C – FA	11 ± 1	88 ± 1	7 ± 0.5	5.0 ± 0.3	0.03	51	—	101	23 ± 1
CuO/Cr <sub>2</sub> O <sub>3</sub>	A – fresh	43 ± 4	99 ± 1	0.9 ± 0.1	0.1 ± 0.0	11.52	37	28	41	15 ± 1
	B – treated	35 ± 3	95 ± 1	3 ± 0.2	2.0 ± 0.1	11.22	34	26	42	13 ± 1
	C – FA	3 ± 1	94 ± 1	3.7 ± 0.3	2.3 ± 0.1	0.65	39	29	95	11 ± 1
Cu <sub>0.9</sub> Al <sub>2</sub> O <sub>4</sub>	A – fresh	26 ± 3	99 ± 1	0.9 ± 0.1	0.1 ± 0.0	1.66	31	—	16	1.8 ± 0.1
	B – treated	30 ± 3	99 ± 1	0.9 ± 0.1	0.1 ± 0.0	2.14	31	—	15	1.7 ± 0.1
	A* – fresh	31 ± 3	95 ± 1	4.8 ± 0.3	0.2 ± 0.0	3.57	30	—	8	1.1 ± 0.1
	C* – FA	19 ± 2	96 ± 1	1.5 ± 0.1	2.5 ± 0.1	1.26	29	—	9	1.1 ± 0.1

Cu<sub>0.9</sub>Al<sub>2</sub>O<sub>4</sub>: usage of two different catalyst batches for the experiments A and B vs. A\* and C\*.

Analysis of the catalysts by ICP-OES ( $w_{\text{Cu/Cr}}$  in Table 1) after FA-treatment shows a loss of Cu (and also Cr for CuO/Cr<sub>2</sub>O<sub>3</sub>) after the leaching experiments matching the decreased copper surface area. It is interesting to note that the FA-treatment (B) does also slightly affect the selectivity in the MF hydrogenolysis with CuO/ZnO and CuO/Cr<sub>2</sub>O<sub>3</sub>, as significantly higher selectivity to the side-products CO and CO<sub>2</sub> were found. Under consideration of the previously determined error margins from three reproduction experiments (see chapter 3, Table S1 in the ESI†) also the decrease in  $S_{\text{MeOH}}$  after FA treatment is significant. In particular, for CuO/ZnO (B) the formation of CO increases from  $S_{\text{CO}} = 3.7\%$  to  $6.9\%$ . For Cu<sub>0.9</sub>Al<sub>2</sub>O<sub>4</sub>, in contrast, the MF conversion is slightly increased from 26% (A) to 30% (B) after FA-treatment. Moreover, the copper content and the specific surface area of the catalyst stay almost unchanged after the FA-treatment. Furthermore, no change in selectivity after FA-treatment was observed for the spinel catalyst Cu<sub>0.9</sub>Al<sub>2</sub>O<sub>4</sub>.

Besides the analysis of catalysts after FA-treatment, filtrates from the washing cycles in experiments B were analysed by ICP-OES. In Fig. 3, the copper and chromium contents in the filtrates are shown.

For CuO/ZnO and CuO/Cr<sub>2</sub>O<sub>3</sub>, significant copper leaching is found during the washing cycles with the representative FA–MF mixture. Even after ten washing cycles a considerable amount of Cu is still detectable in the filtrate. This hints to the fact that permanent contact of these catalysts with FA would lead to complete Cu leaching. The same behaviour is found for CuO/Cr<sub>2</sub>O<sub>3</sub> with regard to leaching of toxic Cr, excluding this catalyst for application in the here proposed green MeOH synthesis concept. The filtrates from the CuO/ZnO and CuO/Cr<sub>2</sub>O<sub>3</sub> catalysts are characterized by a blue coloration (see ESI Fig. S4 and 5†), which is typical for the soluble copper formate species Cu(HCOO)<sub>2</sub>.<sup>32</sup> From these results we conclude, that the decrease in conversion after previous treatment of the catalysts with FA is caused by leaching of the active component.



**Fig. 3** Metal leaching from different Cu-based catalysts over ten washing cycles using FA–MF mixtures as washing solution (scenario B); filtrate solutions analyzed by ICP-OES: (a) Cu leaching; (b) Cr leaching for CuO/Cr<sub>2</sub>O<sub>3</sub>.



Interestingly, the  $\text{Cu}_{0.9}\text{Al}_2\text{O}_4$  spinel catalyst shows a different behaviour concerning leaching and the coloration of filtrates (see Fig. S6 in the ESI†). While some small amounts of Cu were leaching in the first washing cycle, the following 9 cycles showed only traces of copper in the filtrate. We relate the small amount of Cu in the filtrate of the first washing cycle to a leftover of copper oxide (CuO) from material synthesis. After removal of this residue in the first washing cycle, no further copper leaching from the catalysts is found in the presence of FA.

All catalysts were analysed before and after the washing cycle using FT-IR-spectroscopy in order to investigate residual FA on their surface. The corresponding spectra before (A) and after (B) FA-treatment are shown in Fig. 4.

The examination of FA-treated catalysts (according to scenario B) by ATR-IR revealed that  $\text{Cu}(\text{HCOO})_2$  is indeed present on  $\text{CuO}/\text{ZnO}$  and  $\text{CuO}/\text{Cr}_2\text{O}_3$ .<sup>34</sup> With regard to the observed increase in side-product formation, the loss of active component leads to a change of the surface texture and potentially changes in the interaction between catalyst and substrates. In contrast, the ATR-IR analysis of the  $\text{Cu}_{0.9}\text{Al}_2\text{O}_4$  catalyst after FA-treatment did not show the characteristic signals for  $\text{Cu}(\text{HCOO})_2$  species.

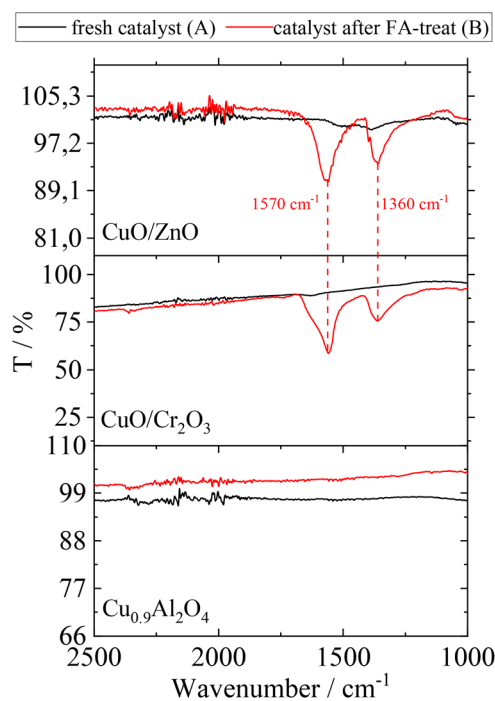
In a next set of experiments, the influence of FA impurities on the different Cu-based catalysts is studied under reaction conditions. Therefore, FA is added to the substrate MF and hydrogenolysis reactions are performed. The results can be derived from comparing the scenario A and C in Table 1. All

Cu-catalysts show a decreasing activity with the lowest relative decrease in activity for the spinel catalyst. While  $w_{\text{Cu}}$  and  $w_{\text{Cr}}$  values are not affected by the FA-treatment, a decrease in the active copper surface area ( $S_{\text{RFC}}$ ) is observed for  $\text{CuO}/\text{ZnO}$  and  $\text{CuO}/\text{Cr}_2\text{O}_3$ , but not for the spinel catalyst. These results suggest, that the Cu-formate formation leads to a change in the morphology of copper species but only to limited copper leaching. The decomposition of copper formates at elevated temperatures of 200 °C has already been studied extensively in literature<sup>32</sup> showing the formation of copper clusters. Gelwey *et al.* observed that after decomposition of copper formate, the remaining copper sintered at temperatures up to 200 °C. Thus, we hypothesize that in our FA-treatment experiments (scenario C) copper formate species are formed in the first step and decompose under the formation of such sintered copper clusters in the second. Another reason for the reduced hydrogenolysis activity is the competing conversion of FA on the active centres. As the  $\text{CO}_2$ -formation is significantly increased in all experiments a decomposition of FA to  $\text{CO}_2$  and  $\text{H}_2$  is most likely.

We conclude from these results that the spinel catalyst  $\text{Cu}_{0.9}\text{Al}_2\text{O}_4$  is stable against formation of  $\text{Cu}(\text{HCOO})_2$  in the presence of FA. This excellent resistance can presumably be related to the spinel structure, in which copper is strongly bonded in the regular framework, avoiding its leaching by Cu-formate formation. This interpretation is also supported by TPR-studies comparing  $\text{CuO}$  and  $\text{Cu}_{0.9}\text{Al}_2\text{O}_4$  (see Fig. S7 in the ESI†). Whereas  $\text{CuO}$  shows a reduction peak at around 250 °C, the first reduction peak for  $\text{Cu}_{0.9}\text{Al}_2\text{O}_4$  appears only at 426 °C, demonstrating the higher stability of the copper ions within the  $\text{Cu}_{0.9}\text{Al}_2\text{O}_4$  catalyst. Consequently, the use of  $\text{Cu}_{0.9}\text{Al}_2\text{O}_4$  compared to the commercial  $\text{CuO}/\text{ZnO}$  and  $\text{CuO}/\text{Cr}_2\text{O}_3$  catalysts avoids copper and chromium leaching, making it the only stable catalytic system for our desired combination of the two process steps. By using  $\text{Cu}_{0.9}\text{Al}_2\text{O}_4$ , a complex and cost-intensive purification of the MF hydrogenolysis feedstock stream from FA impurities is not required.

#### Influence of gaseous formic acid on Cu-catalysts

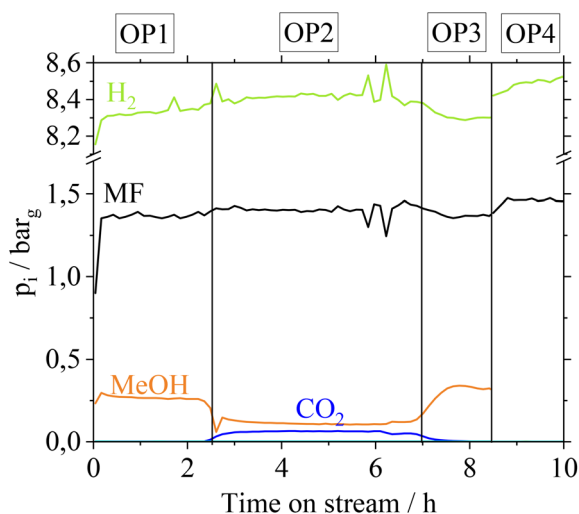
MF hydrogenolysis is often performed in gas phase reactor concepts. Working in gas phase could be advantageous in our case, since contact of Cu with gaseous FA might not lead to metal leaching. Nevertheless, a possible condensation of FA, *e.g.* during start-up and shut-down phases cannot be excluded. Furthermore, renewable  $\text{H}_2$  provision is time dependent, suggesting a dynamic operation of MF hydrogenolysis.<sup>35</sup> In a dynamic operation mode, however, local condensation of FA becomes very likely due to a time dependent change of reaction temperatures. To examine the stability of the Cu-catalysts in a continuous gas phase process, we additionally investigated the influence of gaseous FA on the Cu-catalysts in a glass setup. For more detailed information on these experiments refer to the ESI chapter 4.† Similar to how after the liquid phase contact, the  $\text{CuO}/\text{ZnO}$ - and  $\text{CuO}/\text{Cr}_2\text{O}_3$ -catalysts suffer from a loss in active copper surface area due to Cu- and Cr-leaching, they also behave after contact with gaseous FA. In a



**Fig. 4** ATR-IR spectra of  $\text{CuO}/\text{ZnO}$ ,  $\text{CuO}/\text{Cr}_2\text{O}_3$  and  $\text{Cu}_{0.9}\text{Al}_2\text{O}_4$  before (A) and after (B) contact with FA; assignment of peaks: carboxylate ion of formate species ( $1570\text{ cm}^{-1}$  asymmetric stretch and  $1360\text{ cm}^{-1}$  symmetric stretch).<sup>33</sup>

technical scenario with a FA-polluted feedstock, leached Cu- and Cr-species would contaminate the gas phase reactor and its outlet parts, if CuO/ZnO and CuO/Cr<sub>2</sub>O<sub>3</sub> catalysts were applied. In contrast, Cu<sub>0.9</sub>Al<sub>2</sub>O<sub>4</sub>-catalysts show a high stability of the active copper surface after contact with gaseous FA. Based on these results we were confident to investigate the Cu<sub>0.9</sub>Al<sub>2</sub>O<sub>4</sub> catalyst in continuous MF hydrogenolysis (setup see Fig. S2 in the ESI†) using a mixed MF/FA-feed, without risking the reactor to be coated by leached Cu/Cr-species. The catalyst was examined at different operation points (OPs in Fig. 5). Due to analytical limits, it was not possible to quantify remaining FA in the product stream in our setup.

For the first operation point (OP1), pure MF is used as a substrate and a MeOH partial pressure of 0.25 bar<sub>g</sub> is reached



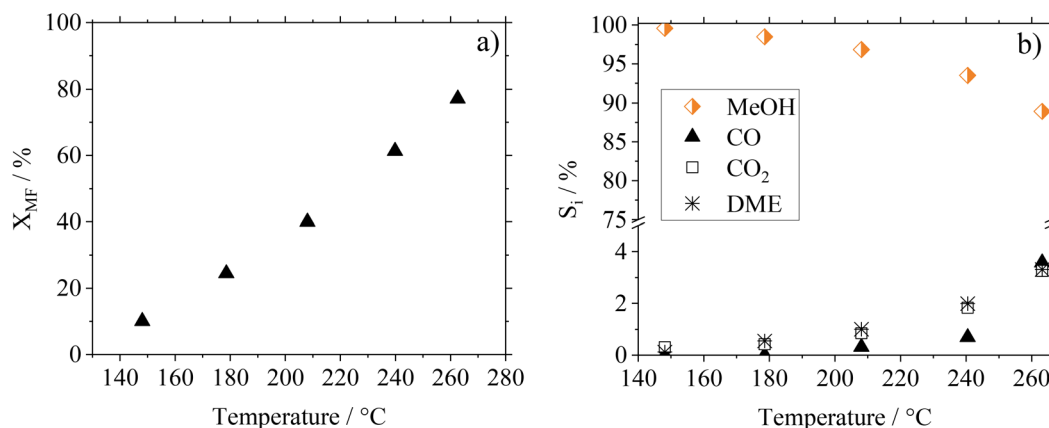
**Fig. 5** Partial pressure of different reactants over operation time for MF/FA hydrogenolysis using Cu<sub>0.9</sub>Al<sub>2</sub>O<sub>4</sub> as catalyst; OP1: 100% MF as substrate, OP2: FA–MF-solution as substrate ( $n_{MF} : n_{FA} = 19 \text{ mol mol}^{-1}$ ), OP3: MF as substrate, OP4: FA–MF solution in reference bypass at 200 °C, reaction conditions:  $T = 210 \text{ °C}$ ,  $p = 10 \text{ bar}_g$ ,  $V_{total} = 704 \text{ mL}_N \text{ min}^{-1}$ ,  $n_{H_2} : n_{MF} = 5.8$ ,  $m_{cat.} = 0.05 \text{ g}$ .

at the outlet. In OP2, a FA–MF mixture ( $n_{MF} : n_{FA} = 19 \text{ mol mol}^{-1}$ ) is fed into the reactor for approx. 4 hours. According to Fig. 5, CO<sub>2</sub> with a partial pressure of  $p_{CO_2} = 0.06 \text{ bar}$  is only formed in OP2. Furthermore, a slight increase of  $p_{H_2}$  from 8.2 bar<sub>g</sub> (OP1) to 8.4 bar<sub>g</sub> (OP2) is observed revealing that FA is converted to CO<sub>2</sub> and H<sub>2</sub>. In contrast,  $p_{MeOH}$  decreases from 0.26 bar<sub>g</sub> (OP 1) to 0.1 bar<sub>g</sub> (OP2) while  $p_{MF}$  slightly increases, indicating a lower conversion of MF to MeOH caused by the presence of the competitive substrate FA. Switching again to pure MF as substrate (OP3),  $p_{MeOH}$  increases to the same level as in OP1, showing that no irreversible deactivation of Cu<sub>0.9</sub>Al<sub>2</sub>O<sub>4</sub> takes place after contact with FA. By feeding the FA–MF mixture through the reference bypass (Fig. 5, OP4) no increase of  $p_{CO_2}$  was detected, demonstrating, that the decomposition of FA into CO<sub>2</sub> and H<sub>2</sub> during OP2 is a catalytic and not a thermally induced process. A thermal decomposition of FA, without catalyst could not be observed.

As besides FA water is also a probable by-product from the biomass oxidation, we also investigated the influence of water on the hydrogenolysis reaction using the Cu<sub>0.9</sub>Al<sub>2</sub>O<sub>4</sub> catalyst (refer to Fig. S12 in the ESI†). It can be seen, that traces of water lead to a slight decrease in conversion, which can be referred to as the competing hydrolysis reaction of methyl formate and subsequent dehydrogenation of FA to CO<sub>2</sub> and H<sub>2</sub>. However, the experiments show that the decrease in conversion is reversible.

#### Hydrogenolysis parameter study with Cu<sub>0.9</sub>Al<sub>2</sub>O<sub>4</sub> in the continuous gas phase setup

As the kinetic behavior of Cu<sub>0.9</sub>Al<sub>2</sub>O<sub>4</sub>-spinel in MF hydrogenolysis has not been described in the literature yet, we investigated the temperature, residence time and pressure dependence of this reaction as well as the long-term stability of the catalyst. In Fig. 6(a) and (b) the conversion and selectivity data depending on the temperature for the Cu<sub>0.9</sub>Al<sub>2</sub>O<sub>4</sub>-catalyst are shown. Comparative information on the performance of CuO/ZnO and CuO/Cr<sub>2</sub>O<sub>3</sub> in the respective experiments can be found in Fig. S13 in the ESI.† The investigations were carried



**Fig. 6** Temperature influence on (a) conversion and (b) selectivity in pure MF hydrogenolysis using Cu<sub>0.9</sub>Al<sub>2</sub>O<sub>4</sub>; reaction conditions:  $T = 150\text{--}260 \text{ °C}$ ,  $p = 10 \text{ bar}_g$ ,  $V_{total} = 704 \text{ mL}_N \text{ min}^{-1}$ ,  $n_{H_2} : n_{MF} = 5.8$ ,  $m_{cat.} = 0.5 \text{ g}$ .

out in a continuous gas phase setup in the range between 150 and 260 °C using pure MF as starting material.

As expected from the temperature dependency according to Arrhenius, MF conversion increases from 10% at 150 °C to 80% at 260 °C. At the same time, the MeOH selectivity  $S_{\text{MeOH}}$  decreases from 99% at 150 °C to 89% at 260 °C, with increasing formation of CO, CO<sub>2</sub> and DME as side-products. These side products originate from the known decarbonylation of MF at higher temperatures<sup>18</sup> and from consecutive WGS and MeOH condensation reactions.

Fig. 7 shows a residence time variation (by adjusting the flow rate) to study its influence on the catalytic performance of Cu<sub>0.9</sub>Al<sub>2</sub>O<sub>4</sub>.

As expected, the conversion of MF increases with higher residence time. Regarding product distribution, the residence time has no significant influence on the product selectivity in the examined range of flow rates and conversions. At the here-selected temperature of 188 °C, the selectivity towards MeOH was  $\geq 98\%$  over the whole residence time range making this catalyst system suitable for different scenarios of reactant availability.

The long-term stability of catalysts is of great importance for its usage in industrial scale. We investigated the stability of the Cu<sub>0.9</sub>Al<sub>2</sub>O<sub>4</sub> catalyst within a 115 h experiment under constant reaction conditions. In Fig. 8 the conversion  $X_{\text{MF}}$  and the product selectivity  $S_i$  are shown as a function of time on stream.

Following an induction phase at the beginning of the experiment (until 24 h), constant conversion  $X_{\text{MF}}$  of 47% is reached over more than 110 h. Under these steady-state conditions, the MeOH selectivity is about 98%. Furthermore, an experiment with multiple temperature variations was performed (see Fig. S14 in the ESI†). Herein we found, that even after treating the catalyst at temperatures of up to 260 °C no deactivation takes place. The conversion and selectivity reach the same level when the reference conditions are applied after several temperature cycles. As previously described in MF hydrogenolysis literature,<sup>18,36</sup> Cu-catalysts can suffer from de-

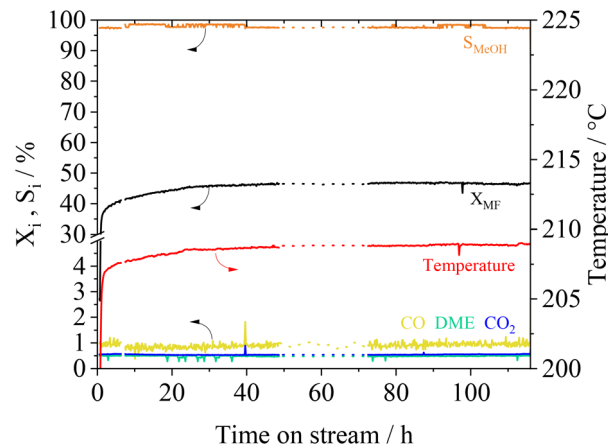


Fig. 8 Conversion and selectivity over time with the Cu<sub>0.9</sub>Al<sub>2</sub>O<sub>4</sub> catalyst, reaction conditions:  $T = 208$  °C,  $p = 10$  bar<sub>g</sub>,  $V_{\text{total}} = 704$  ml<sub>N</sub> min<sup>-1</sup>,  $n_{\text{H}_2} : n_{\text{MF}} = 5.8$ ,  $m_{\text{cat.}} = 0.5$  g; dotted line: interpolation of experimental data during a temporal breakdown of our reaction analytics.

activation due to undesired polymerization of formaldehyde-species, that are formed during reaction. Interestingly, during our experiments we did not observe any deactivation behaviour, making the presented spinel catalyst a very interesting candidate for further technical development.

#### Determination of kinetic parameters for the novel Cu<sub>0.9</sub>Al<sub>2</sub>O<sub>4</sub> catalyst

For further kinetic characterization of our Cu<sub>0.9</sub>Al<sub>2</sub>O<sub>4</sub> catalyst we determined kinetic parameters for a power law model (activation energy, reaction orders). The apparent activation energy  $E_{\text{A,eff}}$  was determined to be 37.3 kJ mol<sup>-1</sup> by using the Arrhenius plot (Fig. 9a and Fig. S15 in ESI†). Compared to activation energies determined for CuO/ZnO and CuO/Cr<sub>2</sub>O<sub>3</sub> (see ESI Fig. S16 and 17† for more information) this value is significantly smaller (see Table 2). It should be mentioned in this context, that the applied Cu<sub>0.9</sub>Al<sub>2</sub>O<sub>4</sub> catalysts are non-porous, excluding pore diffusion effects. Comparably low activation

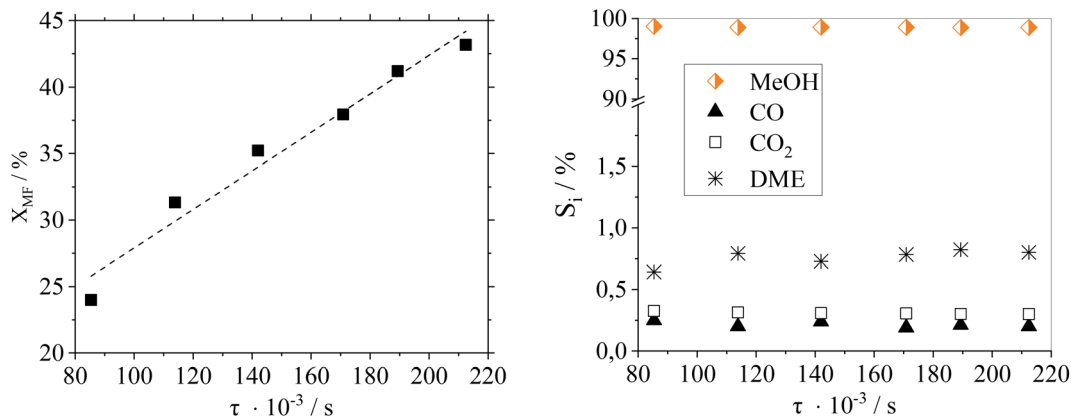
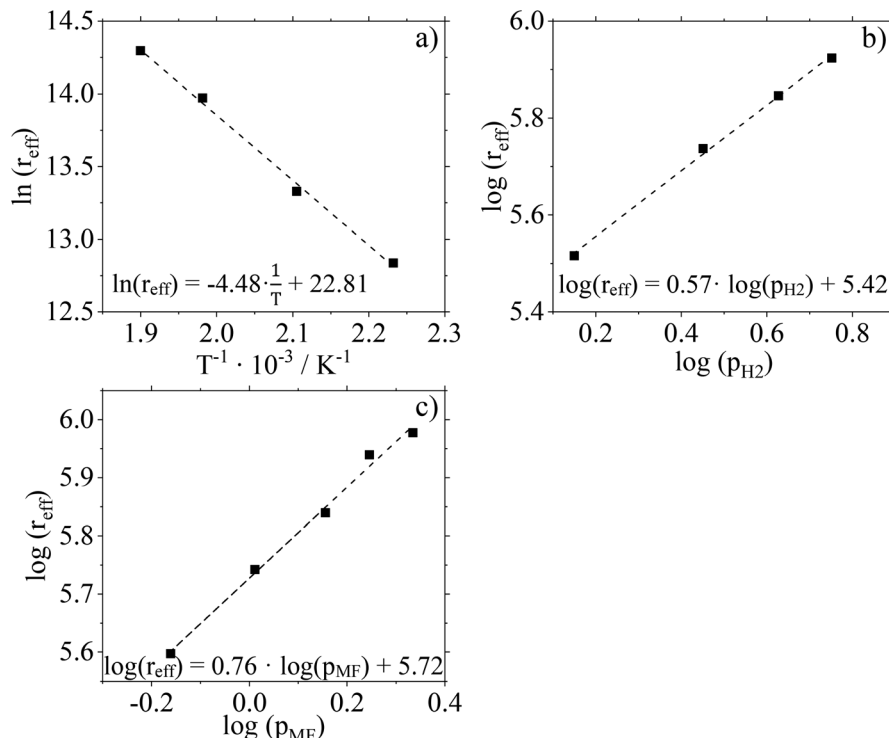


Fig. 7 Effect of residence time variation on (a) conversion and (b) selectivity in pure MF hydrogenolysis using Cu<sub>0.9</sub>Al<sub>2</sub>O<sub>4</sub>; reaction conditions:  $p = 10$  bar<sub>g</sub>,  $T = 188$  °C,  $n_{\text{H}_2} : n_{\text{MF}}^{-1} = 5.6$ ,  $V_{\text{total}} = 566\text{--}1408$  ml<sub>N</sub> min<sup>-1</sup>,  $m_{\text{cat.}} = 0.32$  g.





**Fig. 9** (a) Arrhenius plot for the temperature range 175–260 °C using  $\text{Cu}_{0.9}\text{Al}_2\text{O}_4$  catalyst,  $n_{\text{H}_2} : n_{\text{MF}} = 5.8$ ,  $m_{\text{cat.}} = 0.05$  g, (b) linearized potency approach for determination of  $n_{\text{H}_2}$ ,  $T = 206$  °C,  $p_{\text{MF}} = 1.5$  bar<sub>g</sub>,  $p_{\text{H}_2} = 1.4$ – $5.7$  bar<sub>g</sub>,  $m_{\text{cat.}} = 0.5$  g, (c) linearized potency approach for determination of  $n_{\text{MF}}$ ,  $T = 208$  °C,  $p_{\text{MF}} = 0.7$ – $2.2$  bar<sub>g</sub>,  $p_{\text{H}_2} = 8.4$  bar<sub>g</sub>,  $m_{\text{cat.}} = 0.5$  g, reaction conditions:  $p = 10$  bar<sub>g</sub>,  $V_{\text{total}} = 704$  mL<sub>N</sub> min<sup>-1</sup>.

**Table 2** Determined activation energies and reaction orders with respect to MF and H<sub>2</sub> for the three different Cu-catalysts under investigation in this study

Catalyst	$E_{A,\text{eff}}/\text{kJ mol}^{-1}$	$n_{\text{MF}}/\text{—}$	$n_{\text{H}_2}/\text{—}$
CuO/ZnO	69.5	0.59	1.05
CuO/Cr <sub>2</sub> O <sub>3</sub>	84.5	0.33	1.01
$\text{Cu}_{0.9}\text{Al}_2\text{O}_4$	37.3	0.76	0.57

energies were already observed in low-temperature MeOH synthesis using CuZn-spinel catalysts.<sup>37</sup> By varying the composition of the spinel catalyst, the authors observed a dependence of apparent activation energy on the latter (46 kJ mol<sup>-1</sup> for  $\text{Cu}_{0.8}\text{Zn}_{0.2}\text{Cr}_2\text{O}_4$  and 71 kJ mol<sup>-1</sup> for  $\text{Cu}_{0.8}\text{Zn}_{0.2}\text{Cr}_{0.5}\text{Fe}_{1.5}\text{O}_4$ ). Prudnikova *et al.* have identified a correlation of the copper coordination surrounding and the activation energy.<sup>37</sup> In future studies, further analysis, such as XPS, would be helpful to understand the influence of copper coordination surrounding on activity and activation energy. We have confirmed the reliability of our experimental setup by determining the activation energy for CuO/Cr<sub>2</sub>O<sub>3</sub> in very good agreement to literature data (copper chromite catalyst:  $E_{A,\text{eff}} = 83$  kJ mol<sup>-1</sup> (ref. 19)).

Fig. 9b and c show the results of feed composition variation to determine effective reaction orders with respect to the H<sub>2</sub> and MF partial pressures. The experiments were carried out at 210 °C and a total pressure of 10 bar<sub>g</sub>. To guarantee identical

residence times, N<sub>2</sub> was used as inert dilution media when necessary. Conversion and selectivity data of these experiments are given in Fig. S18 (ESI†).

According to the slopes of the corresponding plots, the reaction order with respect to H<sub>2</sub> can be calculated to 0.57. For MF, the reaction order is determined to be 0.76. Compared to data recorded for the two commercial Cu-catalysts (see Table 2 and ESI Fig. S19–22†) used in this study, a significant difference is observed. The spinel catalyst  $\text{Cu}_{0.9}\text{Al}_2\text{O}_4$  shows a stronger dependence on the substrate partial pressure of MF but a weaker dependence on the substrate partial pressure of H<sub>2</sub> compared to the other catalysts.

## Conclusion

Within this work, we have proposed a new route to generate green MeOH from lignocellulosic biomass, consisting of two sequential highly selective and atom efficient reaction steps, namely biomass oxidation to MF/FA followed by MF hydrogenolysis. In this work our special interest was on the tolerance of the Cu catalysts against FA in methyl formate hydrogenolysis, which is a common contaminant of MF from the previous biomass oxidation process.<sup>10</sup>

We showed that in the liquid and gas phases, commercial supported catalysts such as CuO/ZnO/MgO/Al<sub>2</sub>O<sub>3</sub> or CuO/Cr<sub>2</sub>O<sub>3</sub> suffer from leaching of the active material (Cu, Cr) in

the presence of FA. This dissolution leads to an irreversible decrease of activity by the formation of mobile copper and chromium formate species. In contrast, a self-synthesized  $\text{Cu}_{0.9}\text{Al}_2\text{O}_4$  catalyst shows high stability against dissolution of the active material in the presence of FA in liquid and gas phase. We trace this high stability back to the crystalline structure of the novel spinel catalyst. Due to the stronger binding of copper in the crystalline framework, the catalyst shows high resistance against dissolution of the active component. Finally,  $\text{Cu}_{0.9}\text{Al}_2\text{O}_4$  was tested in continuous operation for more than 110 h without any loss in activity or selectivity. The observed activity is impressive, given the fact that this spinel catalyst still leaves room for optimization, e.g. with respect to supporting the active phase or adjusting the calcination temperature or time.

## Author contributions

Conceptualization: VH, MS, TF, PW, and PS. Investigation: VH, JI, and DW. Project administration: MS and PS. Supervision: TF, PW, and PS. Writing – original draft: VH, MS, TF, PW, and PS.

## Conflicts of interest

The authors declare no conflict of interest.

## Acknowledgements

The authors gratefully acknowledge the funding of the Bavarian Ministry of Economic Affairs, Regional Development and Energy.

## References

- Statista, Production capacity of methanol worldwide from 2018 to 2020, with a forecast for 2030, can be found under <https://www.statista.com/statistics/1065891/global-methanol-production-capacity/>, 2022.
- K. A. Ali, A. Z. Abdullah and A. R. Mohamed, *Renewable Sustainable Energy Rev.*, 2015, **44**, 508–518.
- D. W. Stephan, *Nature*, 2013, **495**, 54–55.
- A. Jess and P. Wasserscheid, *Chemical Technology: An Integral Textbook*, Wiley, 2020.
- A. Al-Mamoori, A. Krishnamurthy, A. A. Rownaghi and F. Rezaei, *Energy Technol.*, 2017, **5**, 834–849.
- M. Bertau, H. Offermanns, L. Plass, F. Schmidt and H. J. Wernicke, *Methanol: The Basic Chemical and Energy Feedstock of the Future: Asinger's Vision Today*, Springer Berlin Heidelberg, 2014.
- G. Pipitone and O. Bolland, *Int. J. Greenhouse Gas Control*, 2009, **3**, 528–534.
- J. Schittkowski, H. Ruland, D. Laudenschleger, K. Girod, K. Kähler, S. Kaluza, M. Muhler and R. Schlögl, *Chem. Ing. Tech.*, 2018, **90**, 1419–1429.
- M. Asadullah, *Renewable Sustainable Energy Rev.*, 2014, **40**, 118–132.
- S. Deutz and A. Bardow, *Nat. Energy*, 2021, **6**, 203–213.
- J. Kemper, *Int. J. Greenhouse Gas Control*, 2015, **40**, 401–430.
- P. Preuster and J. Albert, *Energy Technol.*, 2018, **6**, 501–509.
- J. Albert, R. Wölfel, A. Bösmann and P. Wasserscheid, *Energy Environ. Sci.*, 2012, **5**, 7956–7962.
- J. Albert and P. Wasserscheid, *Green Chem.*, 2015, **17**, 5164–5171.
- T. Lu, Y. Hou, W. Wu, M. Niu, S. Ren, Z. Lin and V. K. Ramani, *Fuel*, 2018, **216**, 572–578.
- S. Maerten, C. Kumpidet, D. Voß, A. Bukowski, P. Wasserscheid and J. Albert, *Green Chem.*, 2020, **22**, 4311–4320.
- Y. Zhang, R. Yang and N. Tsubaki, *Catal. Today*, 2008, **132**, 93–100.
- G. Braca, A. M. R. Galletti, N. J. Lanionu, G. Sbrana, E. Micheli, M. Di Girolamo and M. Marchionna, *Ind. Eng. Chem. Res.*, 1995, **34**, 2358–2363.
- X. Huang, N. W. Cant, J. W. Evans and M. S. Wainwright, *Catal. Today*, 2004, **93–95**, 113–119.
- J. Ott, V. Gronemann, F. Pontzen, E. Fiedler, G. Grossmann, D. B. Kersebohm, G. Weiss and C. Witte, in *Ullmann's Encyclopedia of Industrial Chemistry*, 2012.
- R. J. Gormley, V. U. S. Rao, Y. Soong and E. Micheli, *Appl. Catal., A*, 1992, **87**, 81–101.
- F. Mörs, F. Graf and T. Kolb, in *Handbuch Chemische Reaktoren: Chemische Reaktionstechnik: Theoretische und praktische Grundlagen, Chemische Reaktionsapparate in Theorie und Praxis*, ed. W. Reschetilowski, Springer, Berlin, Heidelberg, 2020, pp. 887–918.
- M. V. Twigg and M. S. Spencer, *Appl. Catal., A*, 2001, **212**, 161–174.
- N. Habbache, N. Alane, S. Djerad and L. Tifouti, *Chem. Eng. J.*, 2009, **152**, 503–508.
- D. Bastidas, V. la Iglesia, E. Cano, S. Fajardo and J. Bastidas, *J. Electrochem. Soc.*, 2008, **155**, C578–C582.
- J. Shan, C. Ye, S. Chen, T. Sun, Y. Jiao, L. Liu, C. Zhu, L. Song, Y. Han, M. Jaroniec, Y. Zhu, Y. Zheng and S.-Z. Qiao, *J. Am. Chem. Soc.*, 2021, **143**, 5201–5211.
- F. Fenini, K. K. Hansen, C. Savaniu, J. T. S. Irvine and M. B. Mogensen, *ECS Meeting Abstracts*, 2018, **MA2018-01**, 1661–1661.
- A. Li, S. Kong, C. Guo, H. Ooka, K. Adachi, D. Hashizume, Q. Jiang, H. Han, J. Xiao and R. Nakamura, *Nat. Catal.*, 2022, **5**, 109–118.
- S. Dey and G. C. Dhal, *Mater. Sci. Energy Technol.*, 2019, **2**, 575–588.
- Y. Liu, S. Qing, X. Hou, F. Qin, X. Wang, Z. Gao and H. Xiang, *Catal. Sci. Technol.*, 2017, **7**, 5069–5078.
- O. Hinrichsen, T. Genger and M. Muhler, *Chem. Eng. Technol.*, 2000, **23**, 956–959.

- 32 A. K. Galwey, D. Jamieson and M. E. Brown, *J. Phys. Chem.*, 1974, **78**, 2664–2670.
- 33 J. M. Bastidas, A. López-Delgado, E. Cano, J. L. Polo and F. A. López, *J. Electrochem. Soc.*, 2000, **147**, 999.
- 34 H. Gil and C. Leygraf, *J. Electrochem. Soc.*, 2007, **154**, C611–C617.
- 35 L. M. Gandia, G. Arzamendi and P. M. Dieguez, *Renewable Hydrogen Technologies: Production, Purification, Storage, Applications and Safety*, Elsevier Science, 2013.
- 36 D. M. Monti, N. W. Cant, D. L. Trimm and M. S. Wainwright, *J. Catal.*, 1986, **100**, 17–27.
- 37 O. Yu. Prudnikova, O. V. Makarova and T. M. Yurieva, *React. Kinet. Catal. Lett.*, 1980, **14**, 413–416.