

# Energy Advances

Accepted Manuscript

This article can be cited before page numbers have been issued, to do this please use: W. Abdul, A. Aashraf, A. Hassan and A. Hashmi, *Energy Adv.*, 2025, DOI: 10.1039/D5YA00177C.



This is an Accepted Manuscript, which has been through the Royal Society of Chemistry peer review process and has been accepted for publication.

Accepted Manuscripts are published online shortly after acceptance, before technical editing, formatting and proof reading. Using this free service, authors can make their results available to the community, in citable form, before we publish the edited article. We will replace this Accepted Manuscript with the edited and formatted Advance Article as soon as it is available.

You can find more information about Accepted Manuscripts in the [Information for Authors](#).

Please note that technical editing may introduce minor changes to the text and/or graphics, which may alter content. The journal's standard [Terms & Conditions](#) and the [Ethical guidelines](#) still apply. In no event shall the Royal Society of Chemistry be held responsible for any errors or omissions in this Accepted Manuscript or any consequences arising from the use of any information it contains.

# Unveiling the Potential of Bimetallic Nanocomposites for Sustainable Energy Generation and Electro-catalytic Water-Splitting

Abdul Waheed<sup>1\*</sup>, Arfa Ashraf<sup>1</sup>, Arooj Hashmi<sup>2</sup>, Ali Hassan<sup>1</sup>

<sup>1</sup>Department of Chemistry, Government College University Lahore, Pakistan

<sup>2</sup>Institute of Optometry, University of Lahore, Pakistan

Corresponding author: Abdul Waheed ([waheedmalikk65@gmail.com](mailto:waheedmalikk65@gmail.com))

## Abstract:

This review provides a comprehensive overview of recent advancements in bimetallic nanocomposites for electrocatalytic water splitting and sustainable energy generation. We focus on two primary strategies: the synthesis and characterization of **copper foam-supported bimetallic selenide nanocomposites** and the deposition of bimetallic catalysts on various substrates. A key contribution is a comparative analysis of how substrate morphology and deposition techniques affect catalytic performance, scalability, and cost-effectiveness.

This article gives a complete overview of synthesis processes, substrate engineering, and advanced characterization techniques (SEM, TEM, XRD, XPS, and EDS), with a focus on structural characteristics and catalytic performance. The review also emphasizes the potential of non-precious metals and provides a reference table of bifunctional catalysts with HER/OER metrics. The paper also discusses scalability, cost-effectiveness, and integration with real-world systems like membrane reactors and photo-electrochemical cells. This work aims to advance the use of bimetallic nanocomposites in sustainable energy technologies by linking fundamental concepts to practical applications. This work aims to bridge the gap between lab-scale research and industrial implementation by providing a forward-looking plan for future catalyst design.

**Keywords:** Bimetallic nano-composite, water splitting, Renewable Energy, Electro-catalysis



## Introduction:

Climate change mitigation and energy independence requirements drive the pressing need for sustainable energy sources worldwide. Carbon emissions and other harmful byproducts in the energy production process are significant concerns. Energy can be generated through various methods such as geothermal energy, solar power, hydropower, wind power, and biomass. However, scientists are increasingly focused on producing energy through water splitting. What draws them to this method? The primary factors influencing the direction of research are the availability of renewable and non-renewable energy resources. The main goal for scientists is to achieve energy production without harmful side effects. Water splitting offers a promising route to clean energy production. In the excess of renewable energy technologies, hydrogen production and electrocatalytic water splitting represent the viable path to a cleaner and more energy-efficient future [1].

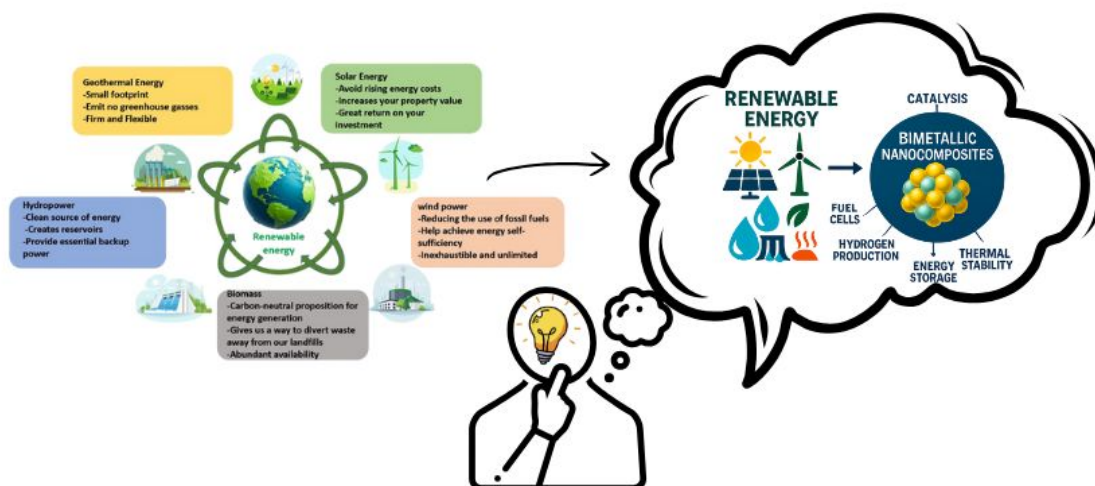


Figure 1: Importance of renewable energy sources

Computational studies are critical to the advancement of bimetallic nanocomposite-derived catalysis, notably electrocatalytic water splitting. Density functional theory (DFT) provides atomic-level insights into electronic structures, bonding interactions, and reaction pathways,



allowing researchers to locate active spots and explain the combined effects of several metal species [2, 3]. These simulations aid in rational catalyst design by directing the choice of metal combinations, stoichiometry, and surface changes to maximize catalytic performance. Furthermore, high-throughput computational screening speeds up the discovery of promising catalysts, saving time and money over experimental trial-and-error procedures. Computational models also enable the investigation of dynamic behaviors under realistic settings, such as solvent effects, temperature fluctuations, and defect distributions, which are notoriously difficult to depict experimentally. The combination of machine learning and computational data improves predictive capacities, allowing data-driven design of next-generation nanocomposites. Overall, computational studies support experimental efforts and are critical for developing efficient, stable, and economically feasible bimetallic catalysts for sustainable energy applications.

If we talk about sustainable energy then there is need to discuss their technologies. Renewable energy technologies (solar, wind, biomass, hydrogen, etc.) often need **efficient, durable, and cost-effective materials** for energy conversion, storage, and environmental applications. Bimetallic nanocomposite materials formed from two distinct metals at the nanoscale, frequently paired with a support matrix, have unique cooperative catalytic, optical, and electrical capabilities that make them excellent for addressing bottlenecks in renewable energy systems. The table given below completely describes the charming interaction of bimetallic nanocomposites according to renewable energy resources.

Renewable Energy Area	Role of Bimetallic Nanocomposites	Example
Solar Energy	Enhance light absorption, improve charge separation, and catalyze photochemical reactions for solar-to-fuel conversion	Au–Ag nanocomposites for plasmonic enhancement in solar cells
Hydrogen Production	Act as highly active electrocatalysts for water splitting (HER/OER)	Pt–Ni or Co–Fe bimetallic catalysts for efficient hydrogen evolution
Fuel Cells	Improve oxygen reduction and fuel oxidation efficiency	Pt–Pd nanocomposites for PEM fuel cells
Bioenergy	Catalyze biomass conversion to biofuels with higher selectivity	Ni–Cu catalysts for bio-oil upgrading



<b>Energy Storage</b>	Facilitate faster electron/ion transport in batteries and supercapacitors	Co–Mn nanocomposites in rechargeable batteries
<b>Environmental Impact</b>	Aid in CO <sub>2</sub> reduction and pollutant degradation, supporting clean energy cycles	Cu–Ag catalysts for electrochemical CO <sub>2</sub> conversion

*Table No. 1: Practical applications of bimetallic nanocomposites*

The process and catalyst materials are instrumental to the process efficiency and overall practicability. For instance, bimetallic nanocomposites have proven to be particularly valuable differences between two metals, because they can produce strong beneficial effects and greatly enhance catalytic activity [4, 5]. The reason is that bimetallic nanocomposites contain two distinct metal components. However, they are highly fascinating today due to their unique catalytic behavior and modifiable reactivity, like combined effect, stability, optimized surface area, and morphology etc. These materials are highly sought for a wide range of energy conversion due to their catalytic activity, selectivity, and stability through the utilization of interactions between various metal species [6-8]. All the main techniques about the production, characterization, and application of bimetallic nanocomposites in the electrocatalytic splitting of water [9-12] are examined in this review. The main concern is to find the essential principles that govern the collaborative conduct of these materials and how they could change the environmentally friendly power scene via cautiously taking a glance at the strategies utilized for blend, portrayal, and execution assessments. This inspection is expected to give an outline of the progressions, difficulties, and future directions in the field of bimetallic nanocomposites for manageable energy applications. It joins experiences from the amalgamation and portrayal of copper froth-supported bimetallic selenide nanocomposites for hydrogen creation and bimetallic composites stored on substrates for electrocatalytic water splitting [13-15]. With a profound comprehension of these materials and their reactant components, we want to make huge commitments to the advancement of productive and versatile innovations for harnessing sustainable power sources. In doing so, we expect to handle the earnest difficulties of environmental change and energy management. To provide comprehensive information and procedures about sustainable energy resources, it's essential to begin with a discussion on the concept of energy and the importance of non-renewable energy resources.



## 1. Brief overview of the global energy landscape and the importance of renewable energy sources.

A significant shift is happening in the worldwide energy scene, with a rising consciousness of the need to create some distance from petroleum derivatives and toward greener, more manageable choices. Though petroleum products have generally been the essential wellspring of energy for the globe, their restricted inventory and ecological impacts, like ozone-depleting substance discharges and air contamination, are causing increasingly more people to notice them [16-20]. This recognition has sparked a determined effort to increase the share of environmentally friendly power sources in the energy mix and improve the energy blend. Energy from inexhaustible sources, like biomass, sunlight-based, wind, and hydroelectric power, presents areas of strength to the issues brought about by petroleum products [21-23]. When turned into electricity, renewable energy sources are plentiful, widely dispersed, and produce low greenhouse gas emissions [24, 25]. In addition, advancements in this field have resulted in significant cost reductions for renewable energy technology, making it increasingly competitive with conventional power generation based on fossil fuels [26]. In addition to their importance for the environment, renewable energy sources are important. They give opportunities to cultural progression, monetary development, and energy security [27]. Utilizing their energy resources, nations may reduce their reliance on imported fuels and increase their energy resilience [28]. Moreover, the environmentally friendly power industry has turned into a significant force behind financial development and job creation, producing opportunities for work as well as empowering speculation and advancement in clean energy innovation [29-31]. Due to these benefits, networks, organizations, and states all around the world are coming to embrace sustainable power as the backbone of their energy plans. Due to encouraging laws and incentives as well as aggressive goals for its implementation, the capacity for renewable energy is expanding rapidly worldwide [32]. Research, innovation, and collaboration are still required to overcome obstacles like intermittency, grid integration, and technological restrictions to fully utilize renewable energy sources to power a sustainable future. Before discussing the obstacles, it is necessary to address the importance of renewable energy resources. This understanding will highlight how challenges arise and how they can be effectively managed by recognizing the significance of renewable energy in both the present and future.



### 1.1. Innovations and Contributions of this Review:

- The work focuses on the production and characterization of bimetallic selenide nanocomposites on copper foam, a substrate that has received little attention but has great promise for hydrogen evolution reactions (HER).
- By comparing copper foam-supported bimetallic selenides to bimetallic composites produced on different substrates, the study sheds light on how substrate morphology and deposition processes affect catalytic performance, scalability, and cost-effectiveness. This comparison approach helps researchers determine the best material-substrate combinations for real-world energy applications.
- The paper uses a wide range of techniques, such as SEM, TEM, XRD, XPS, and EDS, to directly connect structural characteristics with catalytic performance. This multi-technique strategy improves understanding of metals' combined effects and their function in regulating HER and OER dynamics.
- The review emphasizes the possibilities of non-precious metals (e.g., Ni, Co, Fe, Mo) in bimetallic systems, emphasizing their economic feasibility and sustainability. This contributes to carbon neutrality and renewable energy by reducing reliance on pricey noble metals.
- The paper covers scalability issues and recommends integrating with real-world systems like photoelectrochemical cells and membrane reactors. This bridges the gap between lab-scale synthesis and industrial implementation.

As a reference tool, a table of bifunctional catalysts with HER/OER metrics for various substrates and compositions is provided. This resource allows for benchmarking and optimization of future catalyst designs.

### 1.2. Importance of Renewable Energy Sources:

Since scientists are copious, significantly affect the climate, and are turning out to be increasingly reasonable, environmentally friendly power sources provide areas of strength to the issues that petroleum products cause [33]. Late years have seen a dramatic improvement in the utilization of solar energy, specifically, on account of leaps forward in innovation and falling





expenses [34]. Wind power is a fast-growing renewable energy source that still has a lot of room for growth, especially in offshore wind farms [35]. In addition, hydroelectric power remains one of the primary renewable energy sources worldwide, producing electricity with low carbon emissions and high dependability [36]. Biomass and bioenergy are likewise fundamental for the environmentally friendly power blend, giving opportunities to asset sustainability and waste valorization [37, 38]. As well as decreasing a dangerous atmospheric deviation, sustainable power sources advance social advancement, economic development, and energy security [39]. By reducing their reliance on foreign fuels and diversifying their energy sources, nations can enhance their energy sovereignty and resilience [40, 41]. In addition, the renewable energy sector generates jobs, encourages innovation, and attracts investment, all of which contribute to economic expansion and sustainable development [42]. Indeed, even with the remarkable progress in the execution of sustainable power, issues including strategy vulnerability, network mix, and irregularity actually exist [43]. To overcome these obstacles, coordinated efforts from the academic community, stakeholders in the industry, and politicians will be required to accelerate the transition to a future powered by renewable energy [44-46].

### **1.3. Introduction to hydrogen production and electrocatalytic water splitting as promising pathways for renewable energy generation.**

Promising new roads for environmentally friendly power generation incorporate electrocatalytic water splitting and hydrogen creation, which give adaptable and maintainable substitutes to regular petroleum product-based energy frameworks. These techniques utilize sustainable power sources, for example, solar or wind power, to compel the detachment of water into hydrogen and oxygen. This interaction yields a supportable fuel source, reasonable for modern, power age, and transportation applications. In the transition to a low-carbon economy, hydrogen has the potential to play a crucial role [47, 48]. Hydrogen is a clean and abundant energy source. Customary strategies for the hydrogen age, for example, steam reforming of petroleum gas, depend on limited non-renewable energy source supplies and add to ozone-depleting substance outflows [49, 50]. A viable alternative, on the other hand, is a carbon-neutral and long-lasting hydrogen generation system that electrolyzes water and produces hydrogen using renewable energy sources [51, 52]. Electrolysis is an exceptionally encouraging innovation for creating hydrogen in view of its efficiency, versatility, and natural benefits [53]. Utilizing





electrocatalysts to accelerate the interaction, electrolysis is the method involved with parting water atoms into hydrogen and oxygen gases by applying an electrical ebb and flow [54]. Even though electrolysis might be an energy-intensive cycle, enhancements in materials design, electrocatalyst design, and framework streamlining have significantly expanded the interaction's efficiency and economy [55, 56][57]. This process uses electrocatalysts to help convert water molecules into hydrogen and oxygen gases under an applied electrical potential. By altering the surface chemistry, structure, and composition of the electrocatalysts, researchers hope to improve both the kinetics and overall efficiency of the water-splitting processes [58, 59]. The catalyst becomes more stable and active through modifications to different metal sites. Such structural or surface modifications are beneficial for electrocatalytic applications. [60]. Researchers conduct innovative investigations to assess the potential and stability of bimetallic nanocomposites. They also examine how these nanocomposites interact with water and their effects.

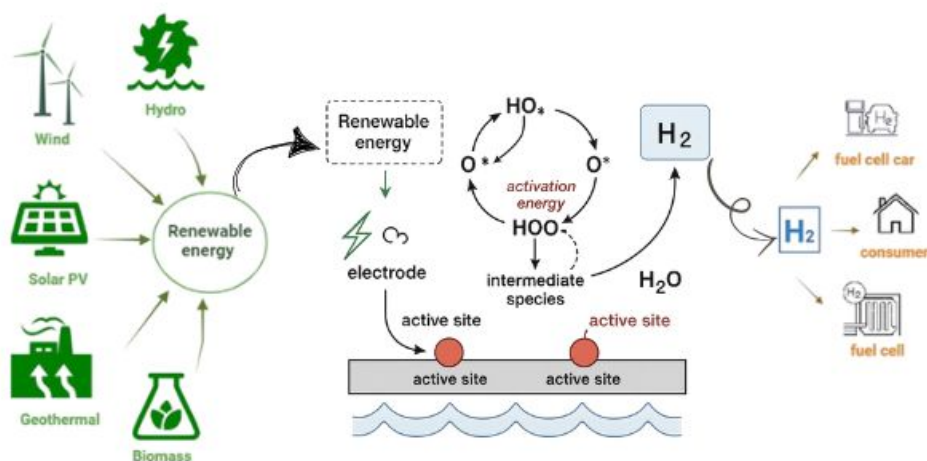


Figure 2: Pathway for electrocatalytic Water splitting

#### 1.4. Importance of nanomaterials in catalysis and their role in improving efficiency and selectivity.

Nanomaterials have completely converted the field of catalysis because they provide previously unheard-of control over reaction kinetics, selectivity, and overall performance. High



surface region, expanded surface reactivity, and quantum size impacts are only a couple of the extraordinary individualities that set nanomaterials separated as incredible choices for beneficial applications [61]. Due to their adjustable catalytic capabilities and combined effects, bimetallic nanocomposites, which are made up of two distinct metal components at the nanoscale, have received a lot of attention [62]. The extraordinarily high surface-to-volume ratio of nanomaterials in catalysis enables close contact between catalysts and reactants and the efficient utilization of active sites [63]. This bigger surface region empowers better mass vehicle and propagation energy, subsequently expanding response rates and improving generally speaking reactant performance. Besides, compelling impacts and electrical underlying adjustments achieved by nanomaterials' more modest size could support collaborative reactivity much further [64]. By using the cooperative energies between different metal parts, bimetallic nanocomposites give an extraordinary reactant stage that upgrades selectivity and beneficiary action [65]. It is possible for metals with complementary properties, such as distinct redox potentials, electronic structures, and surface chemistries, to collaborate and develop the most effective reaction pathways when mixed [66]. Additionally, alloying, phase exclusion, and surface modification can be used to fine-tune catalytic characteristics thanks to the diversity of metal species [67, 68]. In the beyond couple of years, a great deal of headway has been made in making and contemplating bimetallic nanocomposites that can be utilized as impetuses in a wide range of circumstances [69, 70]. Hydrogen production and water splitting by electrocatalysis are two examples. Researchers need to make extraordinarily strong and centered impetuses for making manageable energy and tidying up the environment. They intend to accomplish this by combining the advantages of bimetallic systems with the distinctive properties of nanomaterials.



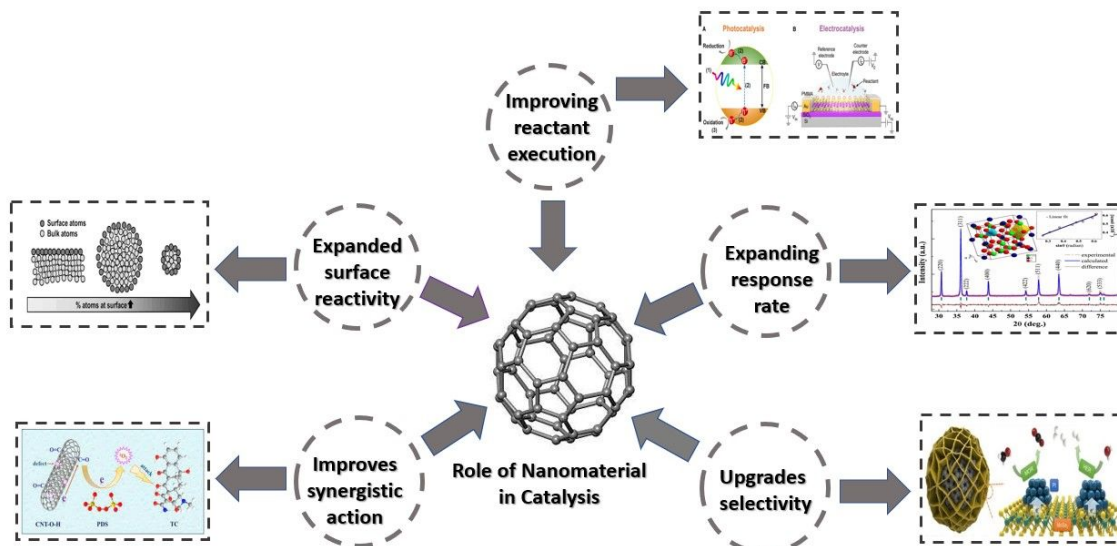


Figure 3: Role of Nano-material in catalysis

This review provides a comprehensive understanding of the basics and importance of bimetallic nanocomposites by detailing the entire procedure—from substrate selection to pre-treatment and modifications, material deposition, and various deposition techniques, culminating in material characterization. After covering the fundamental to advanced knowledge, a literature study will be compiled for better understanding. Reviewing past research helps in comprehending future directions and solutions for the challenges faced by current researchers.

### 1.5.Role of Metals in Nanocomposites for Electrocatalytic Water Splitting:

Metals play a fundamental role in the design and performance of nanocomposites. Incorporating metals into nanocomposites enhances the electrocatalytic performance through several mechanisms, such as electronic structure modulation, improved conductivity, and the generation of combined effects in bimetallic systems. Because of their intrinsic catalytic qualities, transition metals like Ni, Co, Fe, Mo, Cu, and Mn are frequently utilized in nanocomposites [71-73]. These metals offer active sites that make it easier for reaction intermediates, including H in HER and  $\ast\text{OH}^-/\text{O}$  in OER, to adsorb and desorb. Catalytic efficiency is directly impacted by these sites' density and reactivity [74, 75].



Metals can change the catalyst surface's electrical environment, which can impact the intermediates' binding energy. For instance, one metal can provide or take electrons from the other in bimetallic systems like Ni–Fe or Co–Fe, which maximizes the d-band center and enhances catalytic activity. The energy barrier of water-splitting events is lowered, and charge transfer kinetics are improved by this electronic combination.

Two distinct metals are combined in bimetallic nanocomposites to take advantage of their complementary catalytic properties. For example:

1. Fe increases the action of OER
2. Ni offers superior conductivity
3. Co helps to HER activity and stability.

Because of cooperative atomic-level interactions, these combinations collectively demonstrate better electrocatalytic activity than their monometallic counterparts. Additionally, the improved atomic arrangement improves longevity and lessens catalyst toxicity.

Because of their varied oxidation states, transition metals can take part in multi-electron transfer processes that are crucial for the development of hydrogen and the oxidation of water. For example,  $\text{Mo}^{4+}$  in Mo-based composites increases HER activity, but  $\text{Co}^{2+}/\text{Co}^{3+}$  and  $\text{Ni}^{2+}/\text{Ni}^{3+}$  redox couples are active in OER.

Catalytic activity, conductivity, electrical modulation, structural support, and morphological control are all facilitated by metals. Bimetallic systems, in particular, are excellent prospects for next-generation, affordable, and sustainable energy conversion technologies because of the tremendous gains in both HER and OER performance brought about by the collaboration between the various metals.

## 2. Fundamentals of Bimetallic Nanocomposites:

The nanoscale fusion of two distinct metal species results in the unique properties of bimetallic nanocomposites, a class of materials. These materials have sparked a lot of interest in catalysis and other fields due to their distinct structural, electrical, and catalytic properties [76-78]. Acquiring a comprehension of the groundworks of bimetallic nanocomposites is important to completely use them in different applications, for example, electrocatalytic water splitting and hydrogen production.



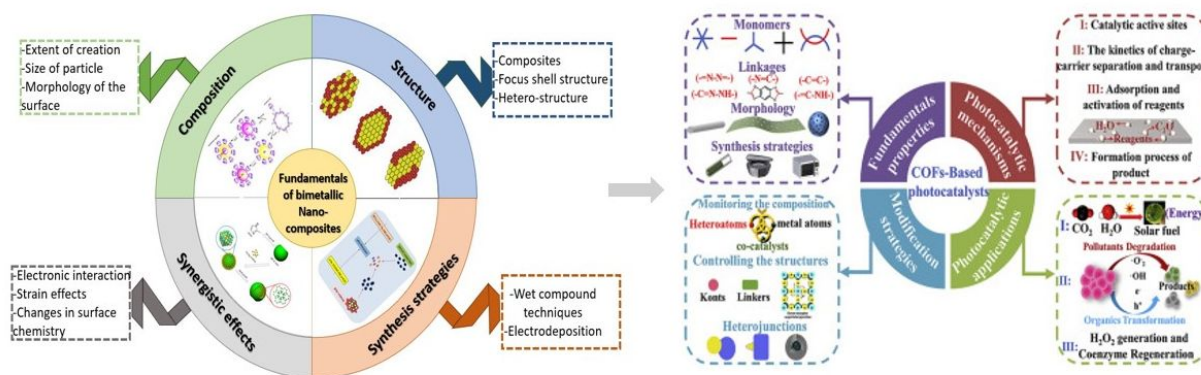


Figure 4: Fundamentals of Bi-metallic Nano-composites

### 2.1. Composition and Structure with its Combined Effects and Synthesis process:

Bimetallic nanocomposites, which are made out of two unmistakable metals, are a subject of great importance to material researchers. These metals can be used in various ways, for instance, in composites, focus shell structures, or heterostructures, where one metal is spread out or maintained on the external layer of the other [79, 80]. Understanding the impact of metal parts and their atomic arrangement is huge for further developing the collaborative properties and execution of nanocomposites [81, 82]. Besides, various elements like the extent of creation, size of particles, and morphology of the surface in a general sense influence the reactant development, selectivity, and sufficiency of bimetallic nanocomposites [10]. The unique feature of bimetallic nanocomposites is the way the two metals work together, resulting in superior reactant movement and selectivity over single-metal partners [83, 84]. These combined effects are made possible by electronic interactions, strain effects, and changes in surface chemistry [85]. Through careful assurance of metal mixes and precise control of the nanocomposite's development, scientists can change its collaborative properties to suit unequivocal reactions and applications [86]. Bimetallic nanocomposites can be made in various ways, including actual vapor deposition and electrodeposition [76, 87]. Researchers conduct innovative investigations to assess the potential and stability of bimetallic nanocomposites. They also examine how these nanocomposites interact with water and their effects. [88-90]. Each method plays an important role in synthesizing unique bimetallic nanocomposites by controlling their composition, size, and shape. [91]. These techniques include sol-gel, watery mix, artificial decline, and co-precipitation.



Bimetallic nanocomposites have outstanding catalytic activity, but their long-term stability is still a significant problem. Catalysts may experience metal leaching, surface reconstruction, oxidation, or agglomeration under extreme electrochemical circumstances (high current density, strong alkaline or acidic media), all of which gradually impair performance.

Future research should:

- Focus on **designing robust core-shell structures** or **protective surface coatings** (e.g., carbon shells, metal oxides) to prevent corrosion and maintain active site integrity.
- Employ **in situ/operando monitoring techniques** (like XPS, XAS, and Raman spectroscopy) to observe structural changes during electrolysis and understand degradation pathways.
- Investigate **substrate-catalyst interactions** that enhance mechanical adhesion and prevent detachment during extended operation.
- Develop **self-healing materials** or catalysts capable of regenerating their active surface through dynamic restructuring during cycling.

## 2.2. Characterization Techniques:

To determine the suitability of a catalyst for specific requirements, it is essential to characterize the substance. This process provides valuable information about its shape, composition, reactivity, stability, and other key properties [92]. These techniques provide valuable information about the specific qualities of materials. This comprehensive information is essential for determining whether an electrocatalyst is suitable for hydrogen or oxygen production. Various characterization techniques help identify these attributes. Some important characterization techniques are discussed here for better understanding. Transmission electron microscopy (TEM)- It reveals the material's structure at the atomic and molecular levels, providing high-resolution images and data that help in understanding the physical and chemical properties of the material, scanning electron microscopy (SEM)- It provides information about the surface morphology and composition of the sample, X-Ray diffraction (XRD)- provides information about the crystallographic structure, phase identification, and material properties of a sample, X-Ray photoelectron spectroscopy (XPS), and





energy-dispersive X-beam spectroscopy (EDS) are normal strategies for describing nanocomposite [93-95]. These different techniques are best explained in the figure below.

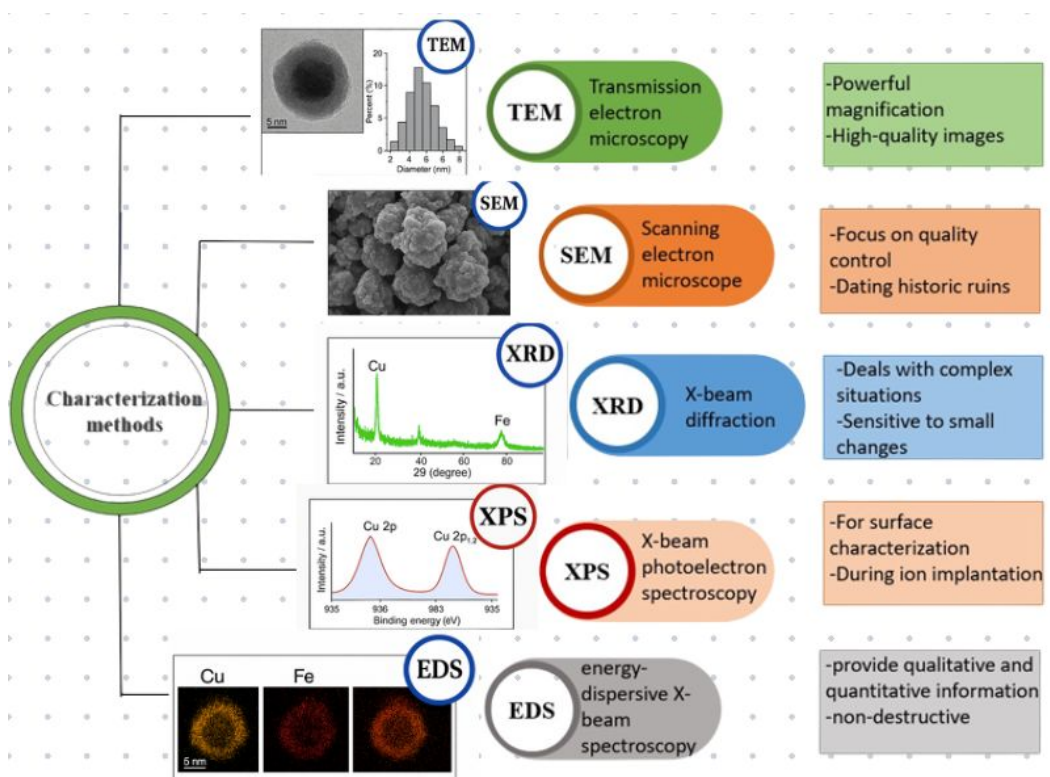


Figure 5: Characterization techniques for Bimetallic Nano-composites

### 3. Synthesis and Characterization of Copper Foam Supported Bimetallic Selenide Nanocomposites for Hydrogen Production:

Copper foam features a porous, three-dimensional structure that offers a large surface area. This increased surface area and porosity provide more active sites, enhancing water splitting efficiency. Additionally, copper's excellent electrical conductivity further contributes to its effectiveness. These qualities make copper foam superior to other materials. A good example for discussing the synthesis and characterization of bimetallic nanocomposites is their deposition on copper foam. This example is highlighted due to its advantageous surface area and reliability for hydrogen production. Various mixture strategies, such as atomic layer deposition, electrodeposition, and





aqueous synthesis, are also part of the discussion [96-99]. You can chip away at the combined properties of the nanocomposites by using this method, which allows you to precisely control their plan, shape, and action [80, 100, 101]. For instance, Zhang et al. showed a direct one-pot watery strategy for making copper-foam-upheld bimetallic selenide nanocomposites that extended the reactant development for hydrogen creation [102]. The principal, we need to generally portray the essential morphological and compositional attributes of copper froth kept up with bimetallic selenide nanocomposites to comprehend their combined development and improve their performance [13, 103]. Energy-dispersive spectroscopy (EDS), X-ray diffraction (XRD), Scanning Electron Microscopy (SEM), transmission electron microscopy (TEM), and X-ray photoelectron spectroscopy (X-bar photoelectron spectroscopy) are all common methods utilized by researchers to gain a better understanding of nanocomposite structures. For instance, Wang et al. utilized TEM and XRD to examine synergist adequacy. The arrangement and materials of copper foam and bimetallic selenide nanocomposites determine how well they can combine to produce hydrogen [15, 104]. The limits, stoichiometry, and metal parts of the nanocomposite can be altered by scientists to optimize reactant development and fit [105]. Different combinations of metals with other elements from the periodic table synthesize the unique qualities of electrocatalysts. The conversion from hydroxyl to oxide groups, along with other types of conversions, becomes more efficient due to the periodic table arrangements. Some of these combinations and their conversions are shown in the figure below.



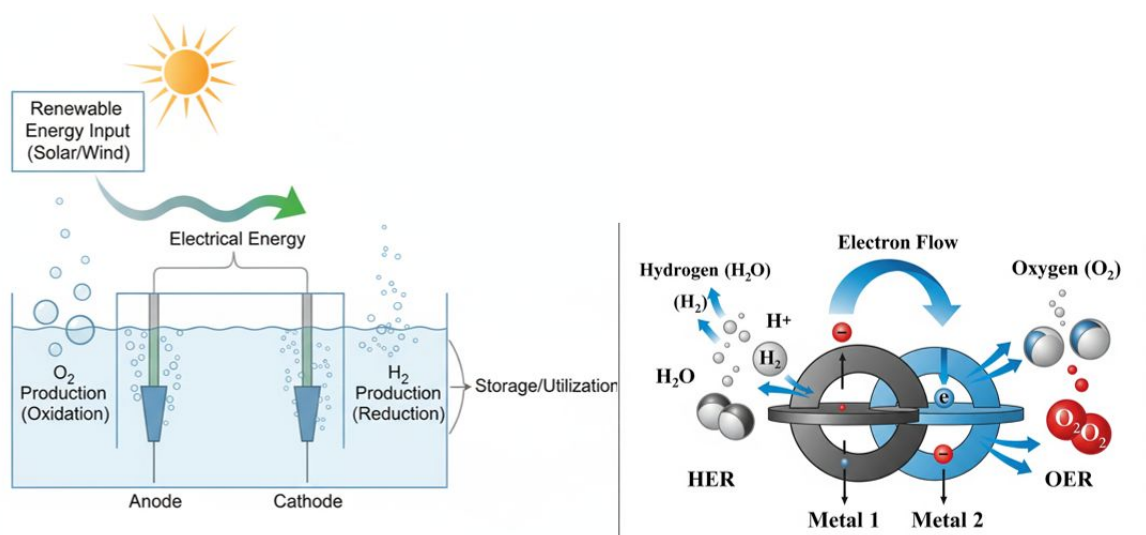


Fig 6: Earth-Abundant transition-metal-based bifunctional catalysts for overall water splitting  
[106]

The Fig6 depicts how Earth-abundant transition-metal-based bifunctional catalysts are utilized for total water splitting, which includes both the hydrogen evolution process (HER) and the oxygen evolution reaction (OER). The image illustrates a complete system for generating hydrogen and oxygen from water. The upper section of the picture represents the overall process of water splitting, which is powered by a solar cell to produce hydrogen and oxygen gas. The main components of the catalytic system are:

- The catalyst is made of metals that are not rare or expensive, such as nickel (Ni), iron (Fe), and cobalt (Co), making it suitable for large-scale applications.
- The catalyst efficiently carries out both HER and OER. The left side of the diagram demonstrates the HER, where water molecules ( $\text{H}_2\text{O}$ ) are converted into hydrogen gas ( $\text{H}_2$ ) and hydroxide ions ( $\text{OH}^-$ ). The right side concentrates on the OER, where water molecules are oxidized into oxygen gas ( $\text{O}_2$ ), protons ( $\text{H}^+$ ), and electrons ( $\text{e}^-$ ).
- The combination of two or more transition metals (such as NiFe, NiCo, and CoFe) frequently results in increased catalytic activity. This is because the various metals can collaborate to reduce the energy barriers for both processes.

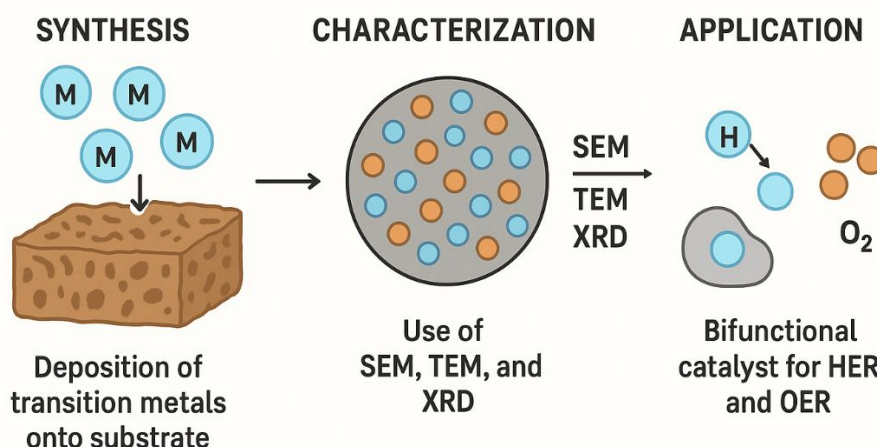


- The catalysts appear as nanostructures on a substrate. This shape enhances the surface area, exposing more active spots for reactions to occur, hence dramatically increasing the catalyst's efficiency.
- The figure also displays the overpotentials for HER and OER, which are important indicators for assessing catalytic performance. A lower overpotential means that less energy is required to drive the reaction, making the process more efficient. The inset plots most likely represent polarization curves (current density vs. potential) for the HER and OER, revealing the catalyst's strong activity at low overpotentials.

Liu et al. examined how different metal blends, such as NiSe, CoSe, and FeSe, affected the hydrogen development response (HER) movement of copper froth and supported bimetallic selenide nanocomposites to demonstrate the significance of arrangement for beneficial execution [76, 107-109]. To plan and improve impetuses in a logical way, it is important to fully understand the important rules that govern the reactant performance of bimetallic selenide nanocomposites built on copper foam [15, 110-112]. Researchers have conducted various assessments to understand the instrument and response energy of the HER in these. In copper froth-supported bimetallic selenide nanocomposites, Zhu et al. used electrochemical methods to concentrate on hydrogen development energy and reaction intermediates. Their discoveries provide a lot of information for the reaction part [113]. Normally, researchers use cyclic voltammetry (CV), direct scope voltammetry (LSV), and electrochemical impedance spectroscopy (EIS) to assess the hydrogen creation limit of copper froth-upheld bimetallic selenide. These assessments provide a wealth of information about the nanocomposite's collaboartive development, security, and reaction energy under various working conditions [114-119]. Researchers conducted electrochemical tests to determine the hydrogen evolution response (HER) of bimetallic selenide nanocomposites supported by copper froth. They are an expert in the field of materials science. Their discoveries revealed the nanocomposites' remarkable reactant activity and security [76, 113, 120], surpassing the monometallic accomplices. Despite the fact that, Although the development and presence of copper-froth-supported bimetallic selenide nanocomposites have made significant progress, there are still challenges to overcome in terms of expanding production and conducting efforts to address these obstacles. A helpful strategy that incorporates various fields like materials science, planning, and catalysis is required. The objective is to make effective combination procedures and integrate



nanocomposites into true hydrogen creation frameworks [121-124]. Additionally, researchers are exploring the potential to enhance the overall viability and performance of the framework by combining copper froth-supported bimetallic selenide nanocomposites with other components like photoelectrodes or film reactors [10, 125, 126].



*Figure 7: Synthesis of Bi-metallic Nano-composites for electrocatalytic water splitting*

The visual flow shows the method of making and using bimetallic nanocomposites for water splitting in three short stages:

- To form a bimetallic structure, transition metals are deposited on a substrate (such as foam) in successive phases.
- SEM, TEM, and EDS techniques are used to confirm the material's morphology and composition, whilst XRD and XPS study its crystal structure and electronic state.
- The resulting material serves as a bifunctional catalyst, efficiently separating water into hydrogen (HER) and oxygen (OER).



## 4. Synthesis of Bimetallic Composite Deposited on a Substrate for Electrocatalytic Water Splitting

The union of bimetallic composite materials held on a substrate is essential for electrocatalytic water separation, as it provides productive impetuses for the hydrogen development response (HER) and oxygen development response (OER) [57, 127, 128]. This section explores different mixture frameworks and their consequences for the reactant execution of bimetallic composite catalysts.

### 4.1. Deposition Techniques and Substrate Choice:

Physical Vapor Deposition (PVD), Chemical Vapor Deposition (CVD), electrodeposition, vacillating, and atomic layer deposition (ALD) have all been used to combine bimetallic composite stimuli on substrates [129-134]. These systems offer unequivocal command over the synthesis, morphology, and nanostructure of the powers, considering the update of beneficial properties [135-138]. For instance, electrodeposition has been extensively utilized for the blend of bimetallic impetuses due to its adaptability, simplicity, and controllability over the impetus's organization and construction [139, 140]. The security, conductivity, and combined action of bimetallic composite impetuses for electrocatalytic water splitting are all determined by the substrate choice [141, 142]. Normal substrate materials include changed metal oxides, metal foams, conductive polymers, and conductive carbon substrates like carbon paper and fabric [143, 144]. During electrochemical reactions, the substrate serves as a conductive support for the deposition of the catalyst, improves mass transport of reactants, and facilitates charge transfer [145]. Zhang et al., for instance, investigated the effect of substrate morphology on the electrocatalytic performance of bimetallic composite catalysts, such as porosity [146]. The significance of substrate configuration in enhancing reactant movement is demonstrated by this study:



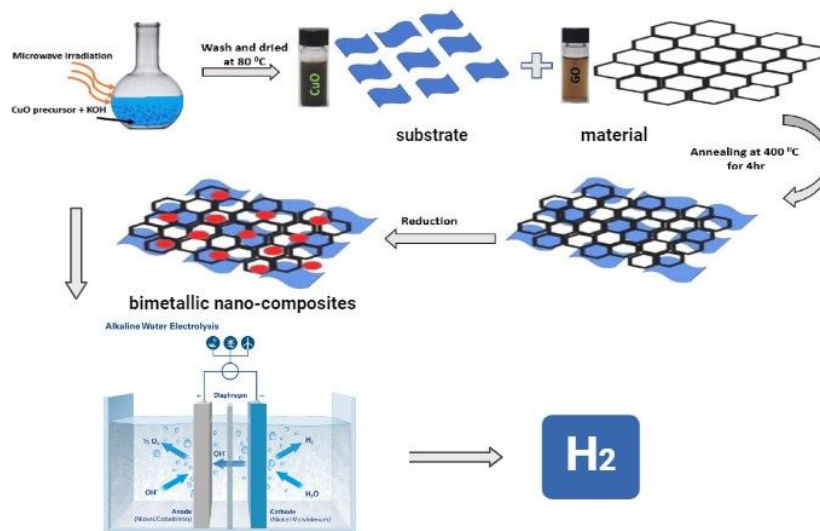


Figure 8: Hydrogen production by Electrocatalytic water splitting

The substrate's shape, specifically its high porosity and huge surface area, is directly related to increased catalytic efficiency. A porous three-dimensional structure, such as foam, provides a large number of active sites for catalytic material deposition. This larger surface area enables a greater number of reaction sites, resulting in more effective water splitting. The linked porous network also allows for the easy passage of reactants and the discharge of gas bubbles, preventing bubble accumulation and ensuring high catalytic performance over time.

#### 4.2. Impetus Arrangement and Construction with Surface Modification and Functionalization:

For electrocatalytic water splitting, the catalytic performance of bimetallic composite catalysts is significantly influenced by their composition and structure [147]. By tuning the metal's creation, stoichiometry, and nanostructure, scientists can work on the vapor deposition, selectivity, and dependability [148]. For example, Wang et al. coordinated the electrodeposition of Pt-Ni bimetallic composite impetuses on carbon substrates, demonstrating superior HER action to that of monometallic partners [149, 150]. Reactant execution can also be improved by enhancing the impetus's nanostructure, including its molecular size, morphology, and surface region. Surface change and functionalization of bimetallic composite forces on substrates offer additional



opportunities to further develop reactant activity and adequacy [151]. Under severe electrochemical conditions, procedures like surface doping, alloying, nanostructuring, and covering the surface with useful groups or protective layers can influence the presentation of the impulse [152, 153]. For example, Liu et al. functionalized Pt-Ni bimetallic composite forces saved money on carbon substrates with nitrogen-doped carbon nanotubes, inciting work on HER activity and long stretch strength [154, 155].

#### 4.3.Aspects of Active Sites and Reaction Mechanisms in Electrocatalytic Water Splitting:

The two half-reactions involved in electrocatalytic water splitting are the Oxygen Evolution Reaction (OER) and the Hydrogen Evolution Reaction (HER). The active sites on the catalyst surface and the reaction mechanisms that drive these reactions are key factors in determining their efficiency. Deep insights into these aspects have been obtained through theoretical research, which has aided in the design of catalysts with optimal performance.

The places on the catalyst surface where the reaction intermediates adsorb, react, and desorb are known as active sites. According to theoretical models, the adsorption intensity of reaction intermediates such as H (in HER) and OH/O (in OER) is strongly influenced by the electronic structure of the active sites. These interactions are largely determined by the d-band center of transition metals (Ni, Co, Fe, and their alloys). More effective catalysis results from the metal's ideal contact with reaction intermediates when the d-band center is at the Fermi level. Volcano plots, which show the connection between catalytic activity and adsorption energy, show that reaction rates fall if the contact is either too strong or too weak.

The behavior of the active site becomes more complicated in bimetallic nanocomposites. In bimetallic systems, the metals' interactions frequently produce collaborative effects. For example, one metal can alter the other's electrical characteristics in NiFe or CoNi alloys, maximizing intermediate adsorption and raising total catalytic activity. Density functional theory (DFT), which sheds light on atomic-level bonding, charge distribution, and reactivity, is typically used to investigate these effects. While Density Functional Theory (DFT) is an effective computational tool for studying electrical structures and reaction pathways, it is critical to recognize its limits.

- Approximation-based model: DFT uses approximations for the exchange-correlation functional, which can affect prediction accuracy, particularly in complex systems or when dealing with weak interactions such as van der Waals forces.





- **Idealized settings:** Computational models frequently simplify real-world conditions by assuming flawless crystal structures, a single kind of active site, and optimal reaction surroundings. These assumptions may not adequately account for the complexity of a catalyst's surface, which can contain flaws, contaminants, and dynamic changes during a reaction.

As a result, it is critical to emphasize that the insights obtained from DFT are theoretical predictions. The findings must be extensively confirmed using experimental data to verify their practical application and a thorough understanding of the catalytic system. This integration of theoretical modeling and experimental verification is critical for bridging the gap between computational design and real-world catalyst performance.

- **Hydrogen Evolution Reaction (HER):**

The HER proceeds through a multi-step process, typically involving the adsorption of protons and electrons at the active sites:

1. **Proton adsorption:**  $H^+$  ions are adsorbed onto the catalyst surface.
2. **Hydrogen bonding:** The adsorbed hydrogen reacts with electrons from the electrode to form  $H_2$ .

The efficiency of this process depends on the **hydrogen adsorption energy**. An optimal interaction is necessary—too strong or too weak adsorption will hinder the reaction.

**Example:** In a **Ni–Fe** system, Fe is believed to enhance the adsorption of H atoms due to its more favorable electronic configuration, improving the efficiency of HER.

- **Oxygen Evolution Reaction (OER):**

The OER involves multiple electron transfer steps and the formation of highly reactive oxygen species:

1.  **$OH^-$  adsorption:**  $OH^-$  ions are adsorbed onto the catalyst surface.
2. **Oxidation steps:** The  $OH^-$  ions are oxidized to form oxygen ( $O_2$ ), with intermediate species like  $O^*$ ,  $OOH^*$ , and  $O_2$  forming during the process.



The OER is generally more sluggish compared to HER due to the higher energy barriers involved in the formation and desorption of O<sub>2</sub>. The **O–O Bond formation** is particularly challenging and requires careful tuning of the metal's electronic properties.

**Example:** In **CoNi** nanocomposites, Co is crucial for stabilizing the OER intermediates, while Ni improves the overall conductivity and stability of the catalyst.

#### 4.4. Performance Evaluation and its scalability due to its practical applications:

Electrochemical assessments, such as cyclic voltammetry (CV), linear sweep voltammetry (LSV), and electrochemical impedance spectroscopy (EIS), typically survey the introduction of bimetallic composite impulses deposited on substrates for electrocatalytic water separation [156, 157]. These measurements provide insight into the catalyst's activity, selectivity, stability, and reaction kinetics under a variety of operating conditions. Y.Zhou et al., for example, guided electrochemical tests to evaluate the HER and OER execution of bimetallic composite driving forces deposited on carbon substrates, demonstrating their better reactant development and stability than monometallic stimuli [113, 158]. In the field of electrocatalytic water splitting, some of the biggest problems are getting more bimetallic composite impetuses to stay on substrates and putting lab-scale discoveries to use in the real world [159, 160]. To solve these problems, researchers from materials science, design, and catalysis need to work together to come up with flexible union strategies, improve impetus plans, and connect impetuses into workable water electrolysis frameworks. To solve these difficulties, future research should concentrate on creating novel synthesis processes, such as template-assisted growth and atomic layer deposition, as well as advanced in situ and operando characterization approaches for better understanding catalytic activity. Interdisciplinary collaboration will be critical for transforming laboratory discoveries into practical technologies such as electrolyzers and fuel cells. Furthermore, optimizing material design and process efficiency is critical for overcoming scale constraints, and further research into mechanistic pathways and charge transfer kinetics will provide the deeper insights required to improve performance and durability. Furthermore, consolidating bimetallic composite impetuses with different parts, such as layer electrolyzers or photoelectrochemical cells, can potentially further develop framework execution and effectiveness [161-163].



## 5. Comparative Analysis and Performance Evaluation:

This section provides a thorough analysis and evaluation of the strategies, portrayal techniques, and combined performances of two types of bimetallic nanocomposites. It also explores the advantages and limitations of each approach in terms of effectiveness, cost-efficiency, and versatility. Additionally, the review considers the use of bimetallic nanocomposites in renewable energy applications, focusing on their main challenges and future research prospects. To identify future directions, it is important to analyze historical trends, especially the rising demand for nanocomposites over time. The durability of these nanocomposites has improved significantly, extending from just a few hours to over 1000 hours of stable operation, with the ability to sustain high current densities increasing from tens to hundreds of  $\text{mA cm}^{-2}$ , bringing them closer to real-world electrolyzer conditions. This reflects a trend in the development and performance of nanocomposites.

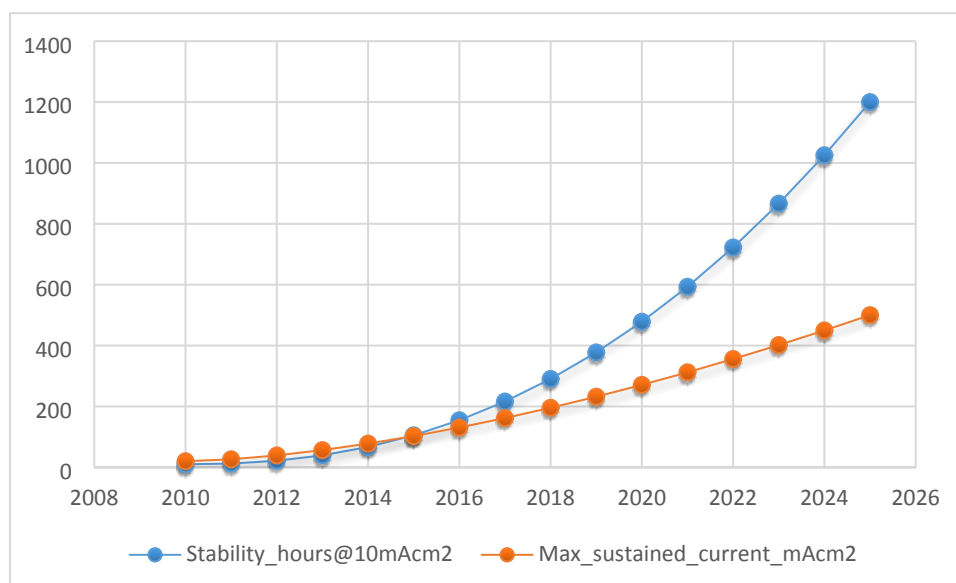


Figure 9: Research Trend: Durability & High Current Capability (2010-2025)



### 5.1. Comparative analysis of the synthesis methods, characterization techniques, and catalytic performances of the two types of bimetallic nanocomposites.

The blend strategies, portrayal methods, and reactant behaviors of bimetallic nanocomposites play crucial roles in determining their relevance in environmentally friendly energy applications. Utilizing earth-abundant transition metals like Ni, Fe, and Co, bimetallic nanocomposites are being developed in response to the demand for affordable substitutes for costly noble-metal catalysts like Pt and IrO<sub>2</sub> [164-166]. These materials not only cut costs, but they can also serve as low-cost bifunctional catalysts for both HER and OER, increasing overall system efficiency. Long-term application requires stability and durability. Ni<sub>3</sub>FeOx nanoparticles, NiO@CNTR electrodes, and NiFeP-based catalysts have proven to be highly stable and operate well over time. Scalability is also key, with simple wet-chemical procedures, electrodeposition techniques, and self-supported electrode designs providing viable avenues for large-scale production. Overall, progress in bimetallic catalysts solves important obstacles such as affordability, durability, and manufacturability, increasing the promise of water splitting as a viable sustainable energy source. Different combination techniques, including electrodeposition and actual vapor deposition, offer one-of-a-kind benefits regarding command over structure, morphology, and nanostructure [167-169]. For example, AO. Konakove et al. blended bimetallic nanocomposites through a one-pot aqueous technique and looked at their reactant performances for hydrogen development with those arranged by electrodeposition, featuring the impact of the particle size on complementary movement [102, 170]. Similarly, an extensive portrayal of bimetallic nanocomposites using strategies like TEM, XRD, and XPS provides bits of information about their fundamental, morphological, and compositional features, which correlate with complementary execution [171-173]. For instance, Liu et al. portrayed the morphology and precious stone design of bimetallic nanocomposites utilizing TEM and XRD and related these properties with their electrocatalytic activities for oxygen decrease response (ORR) [174, 175]. Some bimetallic composites are present in the table for better understanding and for good comparison. This will help to indicate the difference between complete procedures.



Bifunctional Catalysts	Substrate	Electrolyte	$\eta$ at j mA cm <sup>-2</sup> (mV)		Ref.
			HER	OER	
Mo/Mn-Ni <sub>x</sub> S <sub>y</sub> /NF	NF	1M KOH	162@50	144@10	[176]
(Ni, Fe) S <sub>2</sub> @MoS <sub>2</sub>	CFP	1M KOH	130@10	270@10	[177]
Cr-doped FeNiP/NCN	NCN	1M KOH	190@10	240@10	[178]
NCT-NiCo <sub>2</sub> S <sub>4</sub>	NF	1M KOH	295@100	330@100	[179]
NiFeP/NF <sub>30</sub>	NF	1M KOH	72@10	229@10	[180]
CoP/MoP@NC/CC	CC	1M KOH	94@10	270@10	[181]
NP-NiCo <sub>2</sub> O <sub>4</sub>	NF	1M KOH	370@10	360@10	[182]
NiFe <sub>2</sub> O <sub>4</sub> /VACNT	VACNT	1M KOH	150@10	240@10	[183]
PO-Ni/NiCN-CNFs	CFP	1M KOH	262@10	420@10	[184]
a-N, S-G	GC	1M KOH	290@10	330@10	[185]
Mixed metal oxide an atomic ratio of 1:1.5:8 (Co:W: Cu)	CF	1M KOH	103@10	313@10	[186]
FeCoNi@FeNC	GC	1M KOH	102@10	330@10	[187]
CVN/CC	CC	1M KOH	118@10	263@10	[188]
CoSn <sub>2</sub>	NF	1M KOH	196@10	299@10	[189]
CoSn <sub>2</sub>	NF	1M KOH	03@10	230@10	
e-ICLDH@GDY	NF	1M KOH	43@10	216@10	[190]
CoN <sub>x</sub> @GDY NS/NF	NF	1M KOH	70@10	260@10	[191]
Ni <sub>3</sub> NeNiMoN	CC	1M KOH	31@10	277@10	[192]
Ni/Mo <sub>2</sub> C (1:2)-NCNFs (mass ratio)	NCNFs	1M KOH	143@10	288@10	[193]
Ni <sub>3</sub> ZnCo <sub>0.7</sub> /NCNT-700	NF	1M KOH	203@10	380@10	[194]
NiMoCo alloy nanowire arrays	NF	1M KOH	23@10	277@10	[195]



<b>Ir<sub>6</sub>Ag<sub>9</sub> NTs</b>	Carbon	0.5MH <sub>2</sub> SO <sub>4</sub>	20@10	285@10	[196]
<b>Co<sub>0.5</sub>Ni<sub>0.5</sub>P/NC</b>	NF	1M KOH	90@10		[197]
<b>(Ni<sub>x</sub>Fe<sub>y</sub>)<sub>2</sub>P</b>	NF	1M KOH	115@10	182@10	[198]
<b>Co-P-B</b>	GC	1M NaOH	145@10	290@10	[199]
<b>Ni-Mo-S@Co<sub>3</sub>O<sub>4</sub></b>	CF	1M KOH	85@10	275@10	[200]
<b>NiS<sub>2</sub>/MoS<sub>2</sub></b>	CC	1M KOH	91@10	362@10	[201]
<b>N-NiCoP/NCF</b>	NCF	1M KOH	78@10	225@10	[202]
<b>CoP/NCNHP</b>	GC	1M KOH	115@10 256@1000	310@10 278@1000	[203]
<b>Co-Rulr</b>	Au- electrode	0.5MHClO <sub>4</sub>	14@10	235@10	[204]
<b>NiS/grapheme</b>	CC	1M KOH	70@10	300@10	[205]
<b>MFN-MOFs</b>	NF	1M KOH	79@10	235@50	[206]
<b>CoP/PNC</b>	PNC	1M KOH	165@10	300@10	[207]
<b>IrCo alloys</b>	GC	0.5M H <sub>2</sub> SO <sub>4</sub>	23.9@10	270@10	[208]
<b>AuCu@IrNi</b>	Carbon	0.5M H <sub>2</sub> SO <sub>4</sub> 0.1MHClO <sub>4</sub>	99@10 13.7@10	308@10	[209]
<b>MOF-CoSe<sub>2</sub></b>		0.5M H <sub>2</sub> SO <sub>4</sub>	0.080 @10		[210]
<b>Pd@CuPc-MOF</b>		0.5M H <sub>2</sub> SO <sub>4</sub>	8.900@10		[211]
<b>MOF-PANI</b>		0.5M H <sub>2</sub> SO <sub>4</sub>	7.943@10		[212]
<b>PdAg-NH<sub>2</sub>-MIL-101(Cr)</b>		Formic acid			[213]
<b>NiTi-NH<sub>2</sub>-MIL125</b>					[214]
<b>AgNi-NC</b>		1 M KOH	10@10		[215]
<b>NiCoP@ZnCo-MOF</b>					[216]
<b>RuCu@C</b>		1 M KOH	10@10		[217, 218]
<b>Ag-AgMOF</b>		1 M KOH			[219]
<b>RuAu-rGO</b>		1 M KOH	10@10		[220]

PtAu-rGO		0.5M H <sub>2</sub> SO <sub>4</sub>	10@10		[221]
----------	--	-------------------------------------	-------	--	-------

**Table 2: Comparison of Different Catalysts**

This table summarizes effective catalysts. It is important to present the various substrates and their potential structures together for clarity. Displaying the substrates in the table and illustrating their nature and structure below helps in better understanding. Based on the table analysis, a bifunctional catalyst is rated "good" if it has low overpotentials for both the Hydrogen Evolution Reaction (HER) and the Oxygen Evolution Reaction (OER) at a certain current density, typically 10 mA cm<sup>-2</sup>.

- A low overpotential means that less energy is required to create hydrogen gas. A HER catalyst should have a low overpotential, ideally less than 150 mV at 10 mA cm<sup>-2</sup>. For contrast, the noble metal platinum (Pt) is the standard, with an overpotential near 0 mV.
- Because OER is a more kinetically difficult reaction, its overpotentials are often larger than those of HER. An ideal OER catalyst has an overpotential of less than 300 mV at 10 mA cm<sup>-2</sup>. Iridium oxide (IrO<sub>2</sub>) and Ruthenium oxide (RuO<sub>2</sub>) are the noble metal benchmarks for OER, with overpotentials ranging between 250 and 300 mV.

To summarize, an ideal bifunctional catalyst for water splitting should have overpotentials of 150 mV or less for HER and 300 mV or less for OER at a current density of 10 mA cm<sup>-2</sup>. The idea is to reduce these numbers to make the entire process more energy efficient.





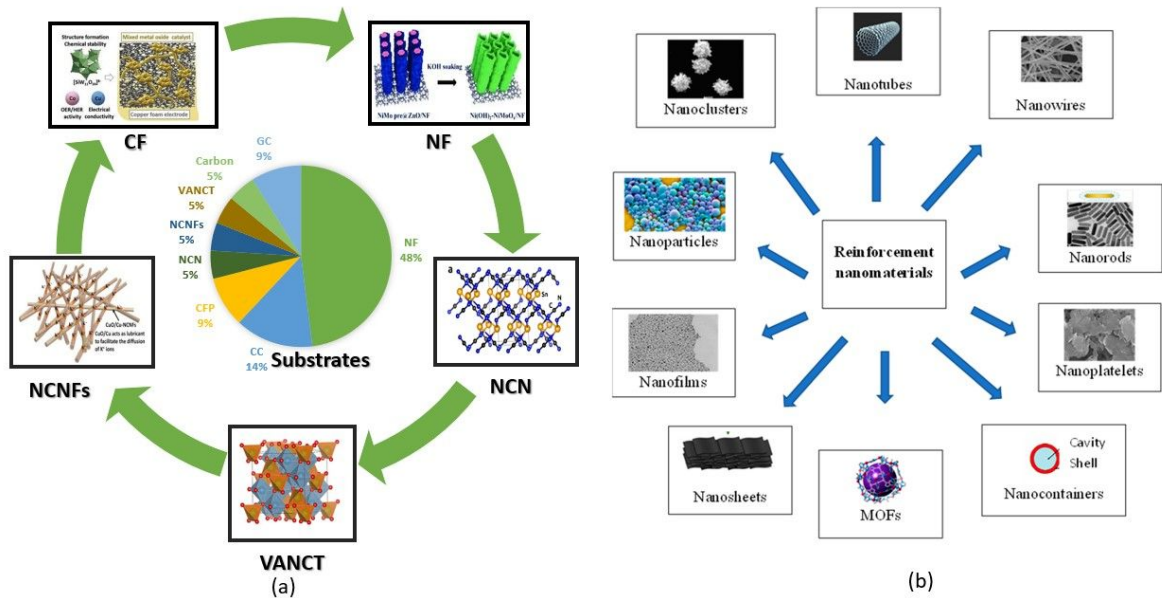


Figure 10: (a) Variety of Substrates for Nano-composites deposition, (b) variety of nanomaterials after deposition

5.2. Discussion on the advantages and limitations of each approach in terms of efficiency, cost-effectiveness, and scalability.

Every amalgamation strategy and portrayal procedure enjoys its benefits and limits concerning proficiency, cost-adequacy, and adaptability. Despite their simplicity, adaptability, and low cost, wet-chemical routes may lack control over nanocomposite structure and composition [222, 223]. On the other hand, electrodeposition provides precise control over morphology and composition, but it may necessitate specialized tools and expertise [224]. Similarly, advanced characterization methods like TEM and XPS offer in-depth chemical and structural information, but they can be time-consuming and costly. The decision of union strategy and portrayal procedure relies upon explicit application necessities, like objective combined action, adaptability, and cost considerations [225-227]. For instance, Zhang et al. examined the upsides of electrodeposition for a versatile combination of bimetallic nanocomposites and featured the requirement for additional improvement to upgrade complementary execution [134, 228].



### 5.3. Identification of key challenges and future research directions in the field of bimetallic nanocomposites for renewable energy applications.

Notwithstanding critical advancements in the field of bimetallic nanocomposites for environmentally friendly power applications, a few difficulties still need to be addressed. These include increasing scalability and cost-effectiveness for practical implementation, as well as enhancing selectivity, stability, and catalytic activity [229, 230]. Future examination headings might zero in on investigating novel combination techniques, for example, layout-assisted development and nuclear layer testimony, to accomplish exact command over nanocomposite construction and arrangement [231]. Moreover, high-level portrayal methods, remembering for situ spectroscopy and operando estimations, can give ongoing bits of knowledge into the unique way of behaving of bimetallic nanocomposites under working circumstances. In addition, interdisciplinary collaborations between materials scientists, chemists, engineers, and industry partners are required for the integration of bimetallic nanocomposites into device architectures like electrolyzers and fuel cells [232]. For example, S.blugel et al. distinguished the difficulties of solidness and versatility in the blend of bimetallic nanocomposites and proposed techniques for beating these impediments through cutting-edge materials planning and process streamlining [233, 234].

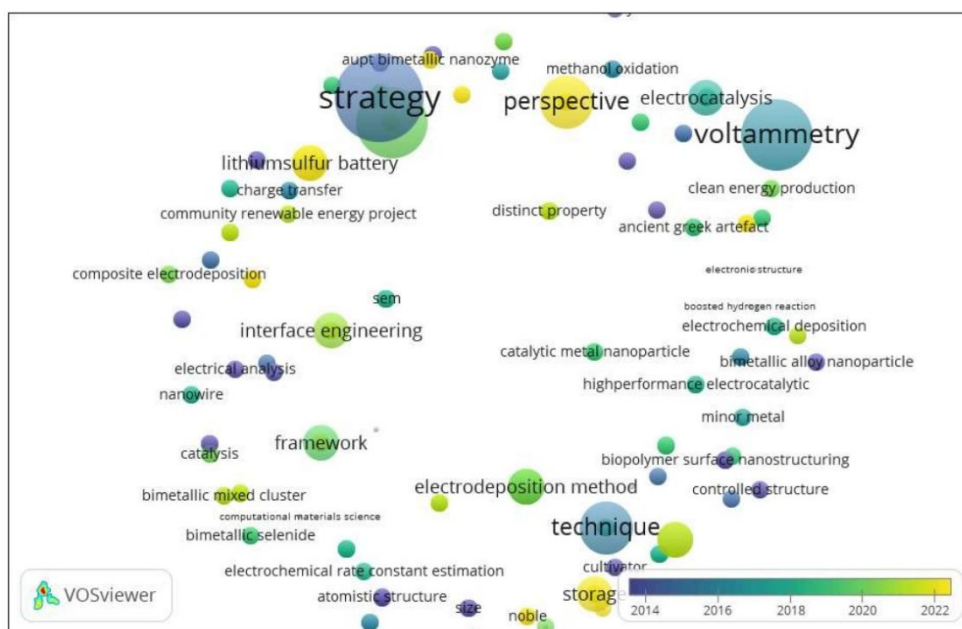


Figure 11: Bibliographic network for different research papers



In this, the network was built by scanning the Scopus database for relevant articles and then using VOSviewer software to show the connections between the many review articles that are related to my review article. The purpose of utilizing Scopus to collect bibliographic data (articles, citations, keywords, authors, etc.) and then analyzing it with VOSviewer is to comprehend the relationships and structure of review articles in the research field, rather than simply having a list of them.

## 6. Conclusion:

In conclusion, the synthesis and characterization of bimetallic nanocomposites for renewable energy applications, particularly hydrogen production and electrocatalytic water splitting, represent a rapidly evolving field with immense potential. Through a comprehensive review of the synthesis methods, characterization techniques, catalytic performances, advantages, limitations, challenges, and future research directions, this review article has provided valuable insights into the current state-of-the-art in this exciting area of research. Researchers employ different methodologies on the same electrocatalyst to better understand its behavior under various conditions. A single substrate subjected to different conditions will exhibit varying performance at each step. Similarly, applying different conditions to the same substrate reveals innovative behaviors. By thoroughly assessing the benefits and drawbacks of the electrocatalyst, researchers can choose the most economical substrate and methodology, optimizing current production, combination, and stability.

To overcome the various obstacles researchers may face during the synthesis of bimetallic nanocomposites, future advancements in cutting-edge technologies and innovative catalyst design will be crucial. Focusing on specific criteria and improvements, several key points must be monitored for better understanding. There are a few points regarding future perspectives in the research field.

- Future research should focus on the careful selection of metals to help reduce expenses. This approach will improve the economic efficiency of technologies.
- The most innovative techniques identified for future use should be utilized to achieve better material output.



- Advanced characterization techniques enhance our understanding of the size, shape, and function of electrocatalysts. These advancements have come over time through improvements in instrument lenses and other technologies.
- Future research should explain the functionalization of instruments and how substrate surface modification affects catalyst performance.
- Exploring different catalytic systems with bimetallic nanocomposites could lead to the most effective results for overall water splitting in the future.

All things considered, bimetallic nanocomposites are extremely promising as effective and long-lasting catalysts for renewable energy applications, helping to ease the transition to a more sustainable and clean energy source in the future. Bimetallic nanocomposites show immense promise for sustainable energy generation and electrocatalytic water splitting; several critical challenges must be addressed before their successful implementation in industrial-scale applications.

1. Stability and Durability
2. Scalability of Synthesis Methods
3. Cost and Resource Availability
4. Catalyst–Substrate Integration
5. Mechanistic Understanding and Standardization

## References:

1. Du, Y., et al., *Recent advances in interface engineering strategy for highly-efficient electrocatalytic water splitting*. 2023. **5**(1): p. e12377.
2. Wu, D., et al., *Noble-metal high-entropy-alloy nanoparticles: atomic-level insight into the electronic structure*. Journal of the American Chemical Society, 2022. **144**(8): p. 3365-3369.
3. Liao, X., et al., *Density functional theory for electrocatalysis*. Energy & Environmental Materials, 2022. **5**(1): p. 157-185.
4. Sivarajan, K., et al., *Effect of Hybrid mono/bimetallic Nanocomposites for an enhancement of Catalytic and Antimicrobial Activities*. 2020. **10**(1): p. 2586.
5. Singh, A.K. and Q.J.C. Xu, *Synergistic catalysis over bimetallic alloy nanoparticles*. 2013. **5**(3): p. 652-676.
6. Gao, Y., et al., *Bimetallic mixed clusters highly loaded on porous 2D graphdiyne for hydrogen energy conversion*. 2021. **8**(21): p. 2102777.
7. Chen, F. and T.J.F.i.C. Song, *AuPt bimetallic nanozymes for enhanced glucose catalytic oxidase*. 2022. **10**: p. 854516.



8. Koo, W.T., et al., *Catalytic metal nanoparticles embedded in conductive metal–organic frameworks for chemiresistors: highly active and conductive porous materials*. 2019. **6**(21): p. 1900250.
9. Ashfaq, T., et al., *Electro-Oxidation of Metal Oxide-Fabricated Graphitic Carbon Nitride for Hydrogen Production via Water Splitting*. 2022. **12**(5): p. 548.
10. Jacob, J., et al., *Biosynthesis of Bimetallic Cu-Ag Nanocomposites and Evaluation of their Electrocatalytic, Antibacterial and Anti-Cancerous Activity*. 2022. **16**(2).
11. Zang, Y., et al., *A pyrolysis-free Ni/Fe bimetallic electrocatalyst for overall water splitting*. 2023. **14**(1): p. 1792.
12. Autul, Y.S., et al., *Synthesis of Two-dimensional Hybrid Materials, Unique Properties, and Challenges*. 2022.
13. Li, D., et al., *Synergistic Effect of Zn–Co Bimetallic Selenide Composites for Lithium–Sulfur Battery*. 2023. **9**(6): p. 307.
14. Dai, J., J. Wang, and Z. Liu. *Preparation of bimetallic organic framework nanocrystals and application of its calcined composites in electrocatalytic hydrogen evolution*. in *Journal of Physics: Conference Series*. 2023. IOP Publishing.
15. Wang, B., X. Zhang, and Y. Chen. *Heterogeneous Bimetallic Selenide Anchored Carbon Nanotubes for Boosted Hydrogen Reactions*. in *Journal of Physics: Conference Series*. 2021. IOP Publishing.
16. Kaczyńska, G., et al., *Soil dehydrogenases as an indicator of contamination of the environment with petroleum products*. 2015. **226**: p. 1-11.
17. Marks-Bielska, R., et al., *The importance of renewable energy sources in Poland's energy mix. Energies 2020, 13, 4624*. 2021.
18. Dumitrescu, L., et al. *Obtaining thermal energy from renewable sources in rural areas using a combined energy system*. in *E3S Web of Conferences*. 2020. EDP Sciences.
19. Alam, M.S., et al., *High-level penetration of renewable energy sources into grid utility: Challenges and solutions*. 2020. **8**: p. 190277-190299.
20. Subagyo, S., et al. *Substitution of energy needs with renewable energy sources*. in *IOP Conference Series: Earth and Environmental Science*. 2021. IOP Publishing.
21. Libório, F. and H. Firmo. *Pumped Hydroelectric Energy Storage in Brazil: Challenges and Opportunities*. in *IOP Conference Series: Earth and Environmental Science*. 2020. IOP Publishing.
22. Dhanasekar, R., et al. *RETRACTED: Driving technology in the path of renewable energy-a review*. in *IOP Conference Series: Materials Science and Engineering*. 2021. IOP Publishing.
23. Kablar, N.A.J.J.E.P.E., *Renewable energy: Wind turbines, solar cells, small hydroelectric plants, biomass, and geothermal sources of energy*. 2019. **13**: p. 162-172.
24. Saparulu, F.N., et al., *The impact of renewable energy sources on the sustainable development of the economy and greenhouse gas emissions*. 2024(44 (197)).
25. Candra, O., et al., *The impact of renewable energy sources on the sustainable development of the economy and greenhouse gas emissions*. 2023. **15**(3): p. 2104.
26. Schäfer, W.J.S.M.S.T., *Energy efficiency of fossil and renewable fuels*. 2016(33): p. 1-7.
27. Augutis, J., et al., *Impact of the renewable energy sources on the energy security*. 2014. **61**: p. 945-948.
28. Shah, S.A.A., Y.A.J.E.S. Solangi, and P. Research, *A sustainable solution for electricity crisis in Pakistan: opportunities, barriers, and policy implications for 100% renewable energy*. 2019. **26**: p. 29687-29703.
29. Ryzhkov, A., et al. *Creation of energy-efficient and environmentally friendly energy sources on fossil fuels to address global climate issues*. in *Journal of Physics: Conference Series*. 2020. IOP Publishing.





30. Maceika, A., O.R.J.B.T. Šostak, and Practice, *Creation of an innovation-friendly environment*. 2014. **15**(2): p. 121-128.
31. Sherif, M., et al., *Investigating the potential role of innovation and clean energy in mitigating the ecological footprint in N11 countries*. 2022. **29**(22): p. 32813-32831.
32. Abdmouleh, Z., et al., *Review of policies encouraging renewable energy integration & best practices*. 2015. **45**: p. 249-262.
33. Kim, S.C., Y.K. Hong, and G.H.J. 김, *Environmentally friendly hybrid power system for cultivators*. 2014. **39**(4): p. 274-282.
34. Sun, T., et al. *Status and trend analysis of solar energy utilization technology*. in *IOP Conference Series: Earth and Environmental Science*. 2019. IOP Publishing.
35. Radzka, E., K. Rymuza, and A.J.J.o.E.E. Michalak, *Wind power as a renewable energy source*. 2019. **20**(3).
36. Šćekić, L., S. Mujović, and V.J.E. Radulović, *Pumped hydroelectric energy storage as a facilitator of renewable energy in liberalized electricity market*. 2020. **13**(22): p. 6076.
37. Bagherian, M.A., et al., *Analyzing utilization of biomass in combined heat and power and combined cooling, heating, and power systems*. 2021. **9**(6): p. 1002.
38. Gavrilesco, M.J.E.E. and M. Journal, *Biomass power for energy and sustainable development*. 2008. **7**(5).
39. Shvets, N., et al., *Globalization of the power sector as factor for sustainable development and energy security*. 2020. **10**(1): p. 185-192.
40. Singerling, S.A. and N.T. Nassar, *Minor metals and renewable energy—Diversifying America's energy sources*. 2017, US Geological Survey.
41. Ozturk, I.J.T.P.D.R., *Energy dependency and energy security: The role of energy efficiency and renewable energy sources*. 2013: p. 309-330.
42. Majid, M.J.E., *Sustainability and Society, Renewable energy for sustainable development in India: current status, future prospects, challenges, employment, and investment opportunities*. 2020. **10**(1): p. 1-36.
43. Dai, H., et al., *Role of energy mix in determining climate change vulnerability in G7 countries*. 2022. **14**(4): p. 2161.
44. Fernandez, R.J.T.i.s., *Community renewable energy projects: the future of the sustainable energy transition?* 2021. **56**(3): p. 87-104.
45. Voulis, N., M. Warnier, and F. Brazier. *The case for coordinated energy storage in future distribution grids*. in *24th International Conference on Electricity Distribution*. 2017. IET.
46. Yudha, S.W., B. Tjahjono, and P.J.E. Longhurst, *Stakeholders' recount on the dynamics of Indonesia's renewable energy sector*. 2021. **14**(10): p. 2762.
47. Tarhan, C. and M.A.J.J.o.E.S. Çil, *A study on hydrogen, the clean energy of the future: Hydrogen storage methods*. 2021. **40**: p. 102676.
48. Guilbert, D. and G.J.C.T. Vitale, *Hydrogen as a clean and sustainable energy vector for global transition from fossil-based to zero-carbon*. 2021. **3**(4): p. 881-909.
49. Bicelli, L.P.J.I.j.o.h.e., *Hydrogen: a clean energy source*. 1986. **11**(9): p. 555-562.
50. Shukla, A., S.S.J.J.o.P. Cameotra, and E. Biotechnology, *Saving Petroleum using Smart Strategies*. 2015. **6**(03).
51. Giuliani, U., et al., *The Fusion to Hydrogen Option in a Carbon Free Energy System*. 2023. **11**: p. 131178-131190.
52. Prajitno, H., et al., *Efficient renewable fuel production from sewage sludge using a supercritical fluid route*. 2017. **200**: p. 146-152.



53. Guo, Y., et al. *Comparison between hydrogen production by alkaline water electrolysis and hydrogen production by PEM electrolysis*. in *IOP Conference Series: Earth and Environmental Science*. 2019. IOP Publishing.
54. Yang, H., M. Driess, and P.W.J.A.e.m. Menezes, *Self-supported electrocatalysts for practical water electrolysis*. 2021. **11**(39): p. 2102074.
55. Sun, M., T. Wu, and B.J.E.R. Huang, *Designing the future atomic electrocatalyst for efficient energy systems*. 2020. **2**(12): p. e12327.
56. Huang, Y., et al., *Designing a framework for materials flow by integrating circular economy principles with end-of-life management strategies*. 2022. **14**(7): p. 4244.
57. Wang, S., A. Lu, and C.-J.J.N.C. Zhong, *Hydrogen production from water electrolysis: role of catalysts*. 2021. **8**(1): p. 4.
58. Wang, F., et al., *Construction of petal-like Ag NWs@ NiCoP with three-dimensional core-shell structure for overall water splitting*. 2022. **12**(7): p. 1205.
59. Ying, J. and H.J.F.i.C. Wang, *Strategies for developing transition metal phosphides in electrochemical water splitting*. 2021. **9**: p. 700020.
60. Chen, P., et al., *Surface/interfacial engineering of inorganic low-dimensional electrode materials for electrocatalysis*. 2018. **51**(11): p. 2857-2866.
61. Ankamwar, B.J.B.E.-T.A.i.M., *Size and shape effect on biomedical applications of nanomaterials*. 2012. **1**.
62. Mourdikoudis, S., A. Kostopoulou, and A.P.J.A.S. LaGrow, *Magnetic nanoparticle composites: synergistic effects and applications*. 2021. **8**(12): p. 2004951.
63. Gao, C., F. Lyu, and Y.J.C.R. Yin, *Encapsulated metal nanoparticles for catalysis*. 2020. **121**(2): p. 834-881.
64. Hochella Jr, M.F., et al., *Natural, incidental, and engineered nanomaterials and their impacts on the Earth system*. 2019. **363**(6434): p. eaau8299.
65. Lee, J.H., et al., *Tuning the activity and selectivity of electroreduction of CO<sub>2</sub> to synthesis gas using bimetallic catalysts*. 2019. **10**(1): p. 3724.
66. Jang, H., et al., *Quantum chemical studies of redox properties and conformational changes of a four-center iron CO<sub>2</sub> reduction electrocatalyst*. 2018. **9**(10): p. 2645-2654.
67. Kim, H.S., et al., *Surface modification of electrocatalyst for optimal adsorption of reactants in oxygen evolution reaction*. 2021. **11**(6): p. 717.
68. Xu, Z., et al., *Balancing catalytic activity and interface energetics of electrocatalyst-coated photoanodes for photoelectrochemical water splitting*. 2018. **10**(4): p. 3624-3633.
69. He, G., et al., *Engineering pyrite-type bimetallic Ni-doped CoS<sub>2</sub> nanoneedle arrays over a wide compositional range for enhanced oxygen and hydrogen electrocatalysis with flexible property*. 2017. **7**(12): p. 366.
70. Asif, M., et al., *Recent advances in green hydrogen production, storage and commercial-scale use via catalytic ammonia cracking*. 2023: p. 145381.
71. Ali, S.A. and T. Ahmad, *Enhanced hydrogen generation via overall water splitting using novel MoS<sub>2</sub>-BN nanoflowers assembled TiO<sub>2</sub> ternary heterostructures*. International Journal of Hydrogen Energy, 2023. **48**(58): p. 22044-22059.
72. Ali, S.A., et al., *Photoinduced hole trapping in MoSe<sub>2</sub>-MoS<sub>2</sub> nanoflowers/ZnO nanosheets S-scheme conduit for ultrafast charge transfer during hydrogen evolution*. ACS Applied Energy Materials, 2024. **7**(7): p. 2881-2895.
73. Ali, S.A. and T. Ahmad, *Chemical strategies in molybdenum based chalcogenides nanostructures for photocatalysis*. international journal of hydrogen energy, 2022. **47**(68): p. 29255-29283.





74. Ali, S.A., et al., *Ultrafast charge transfer dynamics in multifaceted quaternary Te–MoTe<sub>2</sub>–MoS<sub>2</sub>/ZnO S-scheme heterostructured nanocatalysts for efficient green hydrogen energy*. ACS Applied Energy Materials, 2024. **7**(17): p. 7325-7337.
75. Ali, S.A. and T. Ahmad, *Ultrafast hole trapping in Te–MoTe<sub>2</sub>–MoSe<sub>2</sub>/ZnO S-scheme heterojunctions for photochemical and photo-/electrochemical hydrogen production*. Small, 2024. **20**(48): p. 2403401.
76. Gunes, H., et al., *A remarkable class of nanocomposites: aerogel supported bimetallic nanoparticles*. 2020. **7**: p. 18.
77. Zhu, W., et al., *Transition metal sulfides meet electrospinning: versatile synthesis, distinct properties and prospective applications*. 2021. **13**(20): p. 9112-9146.
78. Han, S.A., R. Bhatia, and S.-W.J.N.C. Kim, *Synthesis, properties and potential applications of two-dimensional transition metal dichalcogenides*. 2015. **2**: p. 1-14.
79. Wang, D., et al., *Semiconductor–noble metal hybrid nanomaterials with controlled structures*. 2013. **1**(5): p. 1587-1590.
80. Muraviev, D.N., et al., *Novel strategies for preparation and characterization of functional polymer-metal nanocomposites for electrochemical applications*. 2008. **80**(11): p. 2425-2437.
81. Wunderlich, W.J.M., *The atomistic structure of metal/ceramic interfaces is the key issue for developing better properties*. 2014. **4**(3): p. 410-427.
82. Vuluga, Z., et al., *Morphological and tribological properties of PMMA/halloysite nanocomposites*. 2018. **10**(8): p. 816.
83. Onyestyák, G., S. Harnos, and D.J.A.C.S. Kalló, *Bioacid hydroconversion over Co, Ni, Cu mono- and indium-doped bimetallic catalysts*. 2015. **62**(1): p. 213-218.
84. Mondelli, C., et al., *Biomass valorisation over metal-based solid catalysts from nanoparticles to single atoms*. 2020. **49**(12): p. 3764-3782.
85. Jalili, H., et al. *Strain Effects on the Surface Chemistry and Electronic Structure of La<sub>0.7</sub>Sr<sub>0.3</sub>MnO<sub>3</sub>*. in *ECS Meeting Abstracts*. 2011. IOP Publishing.
86. Chupradit, S., et al., *Morphological control: properties and applications of metal nanostructures*. 2022. **2022**: p. 1-15.
87. Ivanova, N., A. Kubylinskaya, and Y.A.J.E.C.-T.J. Zakharov, *Electrodeposition and electrooxidation of bimetallic systems Co–Ni and Cu–Ni*. 2015. **17**(3): p. 181-186.
88. Lyapina, M., et al., *Physical properties of nanocomposites in relation to their advantages*. 2016. **22**(1): p. 1056-1062.
89. Han, L., et al., *Effects of preparation method on the physicochemical properties of cationic nanocellulose and starch nanocomposites*. 2019. **9**(12): p. 1702.
90. Colonna, S., et al., *Properties of graphene-related materials controlling the thermal conductivity of their polymer nanocomposites*. 2020. **10**(11): p. 2167.
91. Al Rashid, A., et al., *Additive manufacturing of polymer nanocomposites: Needs and challenges in materials, processes, and applications*. 2021. **14**: p. 910-941.
92. Bozeman, J. and H.J.J.o.N. Huang, *Structural characteristics of bimetallic catalysts supported on nano-ceria*. 2011. **2011**: p. 1-6.
93. Li, S.J.X.-r.S.V.I., *Nanoscale chemical analysis in various interfaces with energy dispersive X-ray spectroscopy and transmission electron microscopy*. 2012: p. 265-280.
94. He, Z., et al., *Surface characterization of cottonseed meal products by SEM, SEM-EDS, XRD and XPS analysis*. 2018. **7**(1): p. 28-40.
95. Unuigbo, D.M., et al., *Investigation of nanoparticulate silicon as printed layers using scanning electron microscopy, transmission electron microscopy, X-ray absorption spectroscopy and X-ray photoelectron spectroscopy*. 2017. **24**(5): p. 1017-1023.



96. Mladenović, I., et al., *Influence of intensity of ultrasound on morphology and hardness of copper coatings obtained by electrodeposition*. 2022. **12**(4): p. 603-615.
97. Mladenović, I.O., et al., *Structural, mechanical and electrical characteristics of copper coatings obtained by various electrodeposition processes*. 2022. **11**(3): p. 443.
98. Guerra-Que, Z., et al., *Bimetallic M–Cu (M= Ag, Au, Ni) Nanoparticles Supported on  $\gamma$ Al<sub>2</sub>O<sub>3</sub>-CeO<sub>2</sub> Synthesized by a Redox Method Applied in Wet Oxidation of Phenol in Aqueous Solution and Petroleum Refinery Wastewater*. 2021. **11**(10): p. 2570.
99. Hu, L., W. Qi, and Y.J.N.R. Li, *Coating strategies for atomic layer deposition*. 2017. **6**(6): p. 527-547.
100. Bram, A.I., et al., *The effect of POSS type on the shape memory properties of epoxy-based nanocomposites*. 2020. **25**(18): p. 4203.
101. Ahmed, U., et al., *Production of hydrogen from low rank coal using process integration framework between syngas production processes: techno-economic analysis*. 2021. **169**: p. 108639.
102. Konakov, A.O., et al., *One-pot synthesis of copper iodide-polypyrrole nanocomposites*. 2021. **9**(3): p. 56.
103. Zhou, Y., et al., *Synergistic improvement in thermal conductivity of polyimide nanocomposite films using boron nitride coated copper nanoparticles and nanowires*. 2018. **10**(12): p. 1412.
104. Wysocka, I., et al., *Morphology, photocatalytic and antimicrobial properties of TiO<sub>2</sub> modified with mono-and bimetallic copper, platinum and silver nanoparticles*. 2019. **9**(8): p. 1129.
105. Rempel, S., et al., *Development of a biomaterial based on HAP/TiO<sub>y</sub> nanocomposite with different stoichiometry*. 2017. **7**(2): p. 170-174.
106. Wang, J., et al., *Earth-abundant transition-metal-based bifunctional catalysts for overall electrochemical water splitting: A review*. 2020. **819**: p. 153346.
107. Jansi Rani, B., et al., *CoNiSe<sub>2</sub> nanostructures for clean energy production*. 2020. **5**(24): p. 14702-14710.
108. Lu, Q., et al., *Highly porous non-precious bimetallic electrocatalysts for efficient hydrogen evolution*. 2015. **6**(1): p. 6567.
109. Zeb, H., et al., *Study of bleaching of old newsprint recycled paper: reproduction of newspaper material*. 2021. **8**(8): p. 085305.
110. Jiang, B., et al., *Synthesis of bimetallic nickel cobalt selenide particles for high-performance hybrid supercapacitors*. 2022. **12**(3): p. 1471-1478.
111. Hafiza, S., et al., *Effect of pyrolysis temperature on the physiochemical properties of biochars produced from raw and fermented rice husks*. 2023. **40**(8): p. 1986-1992.
112. Ahmed, U., et al., *Utilization of Low-Rank Coals for Producing Syngas to Meet the Future Energy Needs: Technical and Economic Analysis*. 2021. **13**(19): p. 10724.
113. Zhou, Y. and Q. Yue. *Iron-cobalt bimetallic selenide as effective and durable catalyst for HER and OER*. in *IOP Conference Series: Earth and Environmental Science*. 2020. IOP Publishing.
114. Pajkossy, T.J.J.o.S.S.E., *Voltammetry coupled with impedance spectroscopy*. 2020. **24**(9): p. 2157-2159.
115. Naik, R., et al., *Cyclic Voltammetry and Electrochemical Impedance Spectroscopy Analysis of Cr 3 Doped Mg 2 SiO 4 Nanoparticles for Supercapacitor Applications*. 2020. **17**(3): p. 207-213.
116. Maouche, N. and B.J.I.J.o.E. Nessark, *Cyclic voltammetry and impedance spectroscopy behavior studies of polyterthiophene modified electrode*. 2011. **2011**.
117. Garg, S., et al., *fuelcell: A Python package and graphical user interface for electrochemical data analysis*. 2021. **6**(59): p. 2940.
118. Chulkin, P. and P.J.J. Data, *Electrochemical Impedance Spectroscopy as a tool for electrochemical rate constant estimation*. 2018(140): p. e56611.
119. Gruden, R., et al., *Electrochemical analysis of water and suds by impedance spectroscopy and cyclic voltammetry*. 2014. **3**(2): p. 133-140.



120. YOKOYAMA, T.J.H.K., *EXAFS: Applications to Supported Bimetallic Catalysts*. 1986. **7**(1): p. 100-105.
121. Wu, S., et al., *Bimetallic organic frameworks derived CuNi/carbon nanocomposites as efficient electrocatalysts for oxygen reduction reaction*. 2017.
122. Oliveira, A.D., et al. *Characterization of nanocomposites for hydrogen storage*. in *AIP Conference Proceedings*. 2017. AIP Publishing.
123. Protsak, I.S., et al., *Toward new thermoelectrics: tin selenide/modified graphene oxide nanocomposites*. 2019. **4**(3): p. 6010-6019.
124. Niemann, M.U., et al., *Nanomaterials for hydrogen storage applications: a review*. 2008. **2008**.
125. Chen, E.M., et al., *Sustainable p-type copper selenide solar material with ultra-large absorption coefficient*. 2018. **9**(24): p. 5405-5414.
126. Shiraishi, M., et al., *The effect of copper on the multiple carbon nanofilaments growths by the methane decomposition over the oxidized diamond-supported nickel–copper bimetallic catalyst*. 2022. **4**(4): p. 126.
127. Chai, L., et al., *Stringing bimetallic metal–organic framework-derived cobalt phosphide composite for high-efficiency overall water splitting*. 2020. **7**(5): p. 1903195.
128. Ahmed, S., et al., *Fabrication of nanocage structured based electrocatalyst for oxygen evolution reactions*. 2023. **331**: p. 133416.
129. Staszuk, M.J.V., *Investigations of CrN+ Cr2O3/TiO2 coatings obtained in a PVD/ALD hybrid method on austenitic 316L steel substrate*. 2023. **207**: p. 111653.
130. Staszuk, M., et al., *Investigations of TiO2/NanoTiO2 Bimodal Coatings Obtained by a Hybrid PVD/ALD Method on Al-Si-Cu Alloy Substrate*. 2022. **12**(3): p. 338.
131. NANOSA, P.O.O.H.J.M.i.t., *INVESTIGATION STUDIES INVOLVING WEAR-RESISTANT ALD/PVD HYBRID COATINGS ON SINTERED TOOL SUBSTRATES*. 2016. **50**(5): p. 755-759.
132. Vergaz, R., et al., *Electrical analysis of new all-plastic electrochromic devices*. 2006. **45**(11): p. 110501-110501-3.
133. Prado, L.H. and S.J.C. Virtanen, *Cu–MoS2 superhydrophobic coating by composite electrodeposition*. 2020. **10**(3): p. 238.
134. Barrera, G., et al., *Structural and magnetic properties of FePd thin film synthesized by electrodeposition method*. 2020. **13**(6): p. 1454.
135. Waheed, A., et al., *Exploring Diverse Substrates for Enhanced Water Splitting: Tailoring Energy Conversion and Storage through Specific Qualities with Its Limitations*. 2024. **3**(2): p. 141-176.
136. Deng, T.-S., et al. *Control over the Morphology and Plasmonic Properties of Rod-like Au-Pd Bimetallic Nanostructures*. in *Journal of Physics: Conference Series*. 2021. IOP Publishing.
137. Hoha, A., et al., *Anodic Composite Nanostructure: Formation, Morphology, Optical and Photoluminescent Properties*. 2022. **20**(5): p. 40-47.
138. Kucherik, A., et al., *Structure and morphology effects on the optical properties of bimetallic nanoparticle films laser deposited on a glass substrate*. 2017. **2017**.
139. Zangari, G.J.T.E.S.I., *Electrodeposition for energy conversion: electrochemistry over matter*. 2011. **20**(2): p. 31.
140. Vukmirovic, M.B., et al., *Electrodeposition of metals in catalyst synthesis: The case of platinum monolayer electrocatalysts*. 2011. **20**(2): p. 33.
141. Ehsan, M.A., A.S. Hakeem, and A.J.S.R. Rehman, *Synergistic effects in bimetallic Pd–CoO electrocatalytic thin films for oxygen evolution reaction*. 2020. **10**(1): p. 14469.
142. Xu, S., et al., *Facile synthesis of bimetallic Pt-Ag/graphene composite and its electro-photo-synergistic catalytic properties for methanol oxidation*. 2016. **6**(9): p. 144.
143. Zolotareno, O.D., et al., *Electric conductive composites based on metal oxides and carbon nanostructures*. 2021. **43**: p. 1417-1430.



144. Tomić, M., et al., *VOCs sensing by metal oxides, conductive polymers, and carbon-based materials*. 2021. **11**(2): p. 552.
145. Seeber, R., C. Zanardi, and G.J.C. Inzelt, *The inherent coupling of charge transfer and mass transport processes: the curious electrochemical reversibility*. 2016. **2**: p. 1-16.
146. Zhang, W. and X.J.N.R. Lu, *Morphology control of bimetallic nanostructures for electrochemical catalysts*. 2013. **2**(5): p. 487-514.
147. Jiang, X., et al., *Interface engineering of metal nanomaterials enhance the electrocatalytic water splitting and fuel cell performance*. 2022. **2**(3): p. e2100066.
148. Menampambath, M.M.J.A.M.A., *In Situ Engineering of Conducting Polymer Nanocomposites at Liquid/Liquid Interfaces: A Perspective on Fundamentals to Technological Significance*. 2024. **4**(2): p. 115-128.
149. Doan, H., et al., *Functionalized embedded monometallic nickel catalysts for enhanced hydrogen evolution: performance and stability*. 2021. **168**(8): p. 084501.
150. Barsi, F. and D.J.B.J.o.C.E. Cardoso, *Bimetallic Pt-Ni catalysts supported on usy zeolite for n-hexane isomerization*. 2009. **26**: p. 353-360.
151. Vegunta, S.S., *Surface functionalization of crystalline silicon substrates*. 2011: Louisiana State University and Agricultural & Mechanical College.
152. Slepíčka, P., et al., *A novel method for biopolymer surface nanostructuring by platinum deposition and subsequent thermal annealing*. 2012. **7**: p. 1-6.
153. Pinto, H. and A.J.B.j.o.n. Markevich, *Electronic and electrochemical doping of graphene by surface adsorbates*. 2014. **5**(1): p. 1842-1848.
154. Martínez-Alanis, M., F.J.J.o.M. López-Urias, and Applications, *Cement Pastes and Mortars Containing Nitrogen-Doped and Oxygen-Functionalized Multiwalled Carbon Nanotubes*. 2016.
155. Cao, J., et al., *Nitrogen-doped carbon-encased bimetallic selenide for high-performance water electrolysis*. 2019. **11**: p. 1-11.
156. Zhou, X., et al., *Electrochemical deposition and nucleation/growth mechanism of Ni-Co-Y2O3 multiple coatings*. 2018. **11**(7): p. 1124.
157. Alias, M.N., *Some Applications of Electrochemical Impedance Spectroscopy*. 1992.
158. Song, Y., et al. *Bimetallic sulfide based on various carbon materials for supercapacitors*. in *E3S Web of Conferences*. 2021. EDP Sciences.
159. Stephanie, R., et al., *Recent advances of bimetallic nanomaterials and its nanocomposites for biosensing applications*. 2021. **135**: p. 116159.
160. Grama, Y.J.A.s.s., *Impetuses and problems of Sino-Russian energy cooperation*. 2012. **8**(7): p. 45.
161. Bosserez, T., et al., *Design of compact photoelectrochemical cells for water splitting*. 2015. **70**(5): p. 877-889.
162. Rajora, A. and J.J.J.o.T.E.S. Haverkort, *An analytical model for liquid and gas diffusion layers in electrolyzers and fuel cells*. 2021. **168**(3): p. 034506.
163. Ashdot, A., et al., *Design strategies for alkaline exchange membrane-electrode assemblies: Optimization for fuel cells and electrolyzers*. 2021. **11**(9): p. 686.
164. Patil, S.S. and J.B. Yadav, *Earth-abundant electrocatalytic material for electrochemical water splitting*, in *Electrocatalytic Materials*. 2024, Springer. p. 273-322.
165. Du, J., et al., *Bifunctional Pt-IrO<sub>2</sub> catalysts for the oxygen evolution and oxygen reduction reactions: alloy nanoparticles versus nanocomposite catalysts*. *Acs Catalysis*, 2021. **11**(2): p. 820-828.
166. Liu, Y., et al., *Core-Shell IrPt Nanoalloy on La/Ni-Co<sub>3</sub>O<sub>4</sub> for High-Performance Bifunctional PEM Electrolysis with Ultralow Noble Metal Loading*. *Nano-Micro Letters*, 2025. **17**(1): p. 329.
167. She, G., L. Mu, and W.J.R.p.o.n. Shi, *Electrodeposition of one-dimensional nanostructures*. 2009. **3**(3): p. 182-191.





168. Mundotiya, B.M. and W. Ullah, *Morphology controlled synthesis of the nanostructured gold by electrodeposition techniques*, in *Novel Metal Electrodeposition and the Recent Application*. 2018, IntechOpen London.
169. Camargo, P.H.C., K.G. Satyanarayana, and F.J.M.R. Wypych, *Nanocomposites: synthesis, structure, properties and new application opportunities*. 2009. **12**: p. 1-39.
170. Ostruszka, R., et al., *Facile One-Pot Green Synthesis of Magneto-Luminescent Bimetallic Nanocomposites with Potential as Dual Imaging Agent*. 2023. **13**(6): p. 1027.
171. Hacini, N., et al., *Compositional, structural, morphological, and optical properties of ZnO thin films prepared by PECVD technique*. 2021. **11**(2): p. 202.
172. Çıplak, Z., et al., *Green synthesis of reduced graphene oxide-AgAu bimetallic nanocomposite: Catalytic performance*. 2020. **207**(4): p. 559-573.
173. Senthilraja, A., et al., *Synthesis and characterization of bimetallic nanocomposite and its photocatalytic, antifungal and antibacterial activity*. 2018. **202**: p. 373-384.
174. Gunji, T. and F.J.I. Matsumoto, *Electrocatalytic activities towards the electrochemical oxidation of formic acid and oxygen reduction reactions over bimetallic, trimetallic and core-shell-structured Pd-based materials*. 2019. **7**(3): p. 36.
175. Sridharan, M., et al., *Enhanced electrocatalytic activity of cobalt-doped ceria embedded on nitrogen, sulfur-doped reduced graphene oxide as an electrocatalyst for oxygen reduction reaction*. 2021. **12**(1): p. 6.
176. Gong, Y., et al., *Controlled synthesis of bifunctional particle-like Mo/Mn-Ni<sub>x</sub>S<sub>y</sub>/NF electrocatalyst for highly efficient overall water splitting*. 2019. **48**(20): p. 6718-6729.
177. Liu, Y., et al., *Interface engineering of (Ni, Fe) S<sub>2</sub>@ MoS<sub>2</sub> heterostructures for synergetic electrochemical water splitting*. 2019. **247**: p. 107-114.
178. Wu, Y., et al., *Cr-Doped FeNi-P Nanoparticles Encapsulated into N-Doped Carbon Nanotube as a Robust Bifunctional Catalyst for Efficient Overall Water Splitting*. 2019. **31**(15): p. 1900178.
179. Li, F., et al., *N-doped carbon coated NiCo<sub>2</sub>S<sub>4</sub> hollow nanotube as bifunctional electrocatalyst for overall water splitting*. 2019. **145**: p. 521-528.
180. Wang, K., et al., *Facile synthesis of nanoporous Ni-Fe-P bifunctional catalysts with high performance for overall water splitting*. 2019. **7**(6): p. 2518-2523.
181. Tang, Y.-J., et al., *Solid-phase hot-pressing of POMs-ZIFs precursor and derived phosphide for overall water splitting*. 2019. **245**: p. 528-535.
182. Elakkiya, R., R. Ramkumar, and G.J.M.R.B. Maduraiveeran, *Flower-like nickel-cobalt oxide nanomaterials as bi-functional catalyst for electrochemical water splitting*. 2019. **116**: p. 98-105.
183. Xu, Y., et al., *Supercritical CO<sub>2</sub>-Assisted synthesis of NiFe<sub>2</sub>O<sub>4</sub>/vertically-aligned carbon nanotube arrays hybrid as a bifunctional electrocatalyst for efficient overall water splitting*. 2019. **145**: p. 201-208.
184. Wu, Z.-Y., et al., *Partially oxidized Ni nanoparticles supported on Ni-N co-doped carbon nanofibers as bifunctional electrocatalysts for overall water splitting*. 2018. **51**: p. 286-293.
185. Li, X., et al., *Chemical activation of nitrogen and sulfur co-doped graphene as defect-rich carbocatalyst for electrochemical water splitting*. 2019. **148**: p. 540-549.
186. Gao, D., et al., *Modular design of noble-metal-free mixed metal oxide electrocatalysts for complete water splitting*. 2019. **58**(14): p. 4644-4648.
187. Zhang, Q., et al., *Ultrathin Fe-N-C nanosheets coordinated Fe-doped CoNi alloy nanoparticles for electrochemical water splitting*. 2019. **36**(1): p. 1800252.
188. Dutta, S., et al., *Promoting electrocatalytic overall water splitting with nanohybrid of transition metal nitride-oxynitride*. 2019. **241**: p. 521-527.
189. Menezes, P.W., et al., *Structurally Ordered Intermetallic Cobalt Stannide Nanocrystals for High-Performance Electrocatalytic Overall Water-Splitting*. 2018. **130**(46): p. 15457-15462.



190. Hui, L., et al., *Overall water splitting by graphdiyne-exfoliated and-sandwiched layered double-hydroxide nanosheet arrays*. 2018. **9**(1): p. 5309.
191. Fang, Y., et al., *In situ growth of graphdiyne based heterostructure: toward efficient overall water splitting*. 2019. **59**: p. 591-597.
192. Wu, A., et al., *Integrating the active OER and HER components as the heterostructures for the efficient overall water splitting*. 2018. **44**: p. 353-363.
193. Li, M., et al., *Ni strongly coupled with Mo<sub>2</sub>C encapsulated in nitrogen-doped carbon nanofibers as robust bifunctional catalyst for overall water splitting*. 2019. **9**(10): p. 1803185.
194. Li, R., et al., *Ni<sub>3</sub>ZnCO<sub>7</sub> nanodots decorating nitrogen-doped carbon nanotube arrays as a self-standing bifunctional electrocatalyst for water splitting*. 2019. **148**: p. 496-503.
195. Hu, K., et al., *Boosting electrochemical water splitting via ternary NiMoCo hybrid nanowire arrays*. 2019. **7**(5): p. 2156-2164.
196. Zhu, M., et al., *Superior overall water splitting electrocatalysis in acidic conditions enabled by bimetallic Ir-Ag nanotubes*. 2019. **56**: p. 330-337.
197. Jiao, C., et al., *CoO<sub>2</sub> 5NiO<sub>2</sub> 5P nanoparticles embedded in carbon layers for efficient electrochemical water splitting*. 2018. **764**: p. 88-95.
198. Guo, X., et al., *Amorphous Ni-P with hollow dendritic architecture as bifunctional electrocatalyst for overall water splitting*. 2018. **765**: p. 835-840.
199. Chunduri, A., et al., *A unique amorphous cobalt-phosphide-boride bifunctional electrocatalyst for enhanced alkaline water-splitting*. 2019. **259**: p. 118051.
200. Zhang, R., et al., *In situ engineering bi-metallic phospho-nitride bi-functional electrocatalysts for overall water splitting*. 2019. **254**: p. 414-423.
201. Wang, X., et al., *NiS<sub>2</sub>/MoS<sub>2</sub> on carbon cloth as a bifunctional electrocatalyst for overall water splitting*. 2019. **326**: p. 134983.
202. Xiong, T., et al., *In-situ surface-derivation of Ni-Mo bimetal sulfides nanosheets on Co<sub>3</sub>O<sub>4</sub> nanoarrays as an advanced overall water splitting electrocatalyst in alkaline solution*. 2019. **791**: p. 328-335.
203. Pan, Y., et al., *Core-shell ZIF-8@ ZIF-67-derived CoP nanoparticle-embedded N-doped carbon nanotube hollow polyhedron for efficient overall water splitting*. 2018. **140**(7): p. 2610-2618.
204. Shan, J., et al., *Transition-metal-doped RuIr bifunctional nanocrystals for overall water splitting in acidic environments*. 2019. **31**(17): p. 1900510.
205. Zhang, D., et al., *A novel strategy for 2D/2D NiS/graphene heterostructures as efficient bifunctional electrocatalysts for overall water splitting*. 2019. **254**: p. 471-478.
206. Raja, D.S., H.-W. Lin, and S.-Y.J.N.E. Lu, *Synergistically well-mixed MOFs grown on nickel foam as highly efficient durable bifunctional electrocatalysts for overall water splitting at high current densities*. 2019. **57**: p. 1-13.
207. Peng, Z., et al., *N-doped carbon shell coated CoP nanocrystals encapsulated in porous N-doped carbon substrate as efficient electrocatalyst of water splitting*. 2019. **144**: p. 464-471.
208. Sun, X., et al., *Iridium-doped ZIFs-derived porous carbon-coated IrCo alloy as competent bifunctional catalyst for overall water splitting in acid medium*. 2019. **307**: p. 206-213.
209. Park, J., et al., *Hemi-core@ frame AuCu@ IrNi nanocrystals as active and durable bifunctional catalysts for the water splitting reaction in acidic media*. 2019. **4**(3): p. 727-734.
210. Monama, G.R., et al., *Palladium deposition on copper (II) phthalocyanine/metal organic framework composite and electrocatalytic activity of the modified electrode towards the hydrogen evolution reaction*. 2018. **119**: p. 62-72.
211. Tymoczko, J., et al., *Making the hydrogen evolution reaction in polymer electrolyte membrane electrolyzers even faster*. 2016. **7**(1): p. 1-6.



212. Ramohlola, K.E., et al., *Polyaniline-metal organic framework nanocomposite as an efficient electrocatalyst for hydrogen evolution reaction*. 2018. **137**: p. 129-139.
213. Han, J., et al., *Immobilization of palladium silver nanoparticles on NH<sub>2</sub>-functional metal-organic framework for fast dehydrogenation of formic acid*. 2021. **587**: p. 736-742.
214. Chang, H., et al., *Construction of an amino-rich Ni/Ti bimetallic MOF composite with expanded light absorption and enhanced carrier separation for efficient photocatalytic H<sub>2</sub> evolution*. 2022. **150**: p. 106914.
215. Chen, D., et al., *Bimetallic AgNi nanoparticles anchored onto MOF-derived nitrogen-doped carbon nanostrips for efficient hydrogen evolution*. 2023. **8**(1): p. 258-266.
216. Antil, B., et al., *Incorporating NiCoP Cocatalyst into Hollow Rings of ZnCo-Metal–Organic frameworks to deliver Pt cocatalyst like visible light driven hydrogen evolution activity*. 2022. **5**(9): p. 11113-11121.
217. Makhafole, M.D., S.A. Balogun, and K.D.J.E. Modibane, *A Comprehensive Review of Bimetallic Nanoparticle–Graphene Oxide and Bimetallic Nanoparticle–Metal–Organic Framework Nanocomposites as Photo-, Electro-, and Photoelectrocatalysts for Hydrogen Evolution Reaction*. 2024. **17**(7): p. 1646.
218. Dong, H., et al., *Atomically structured metal-organic frameworks: a powerful chemical path for noble metal-based electrocatalysts*. 2023. **33**(22): p. 2300294.
219. Liu, Y., et al., *Silver nanoparticle enhanced metal-organic matrix with interface-engineering for efficient photocatalytic hydrogen evolution*. 2023. **14**(1): p. 541.
220. Khalid, M., et al., *Electro-reduced graphene oxide nanosheets coupled with RuAu bimetallic nanoparticles for efficient hydrogen evolution electrocatalysis*. 2021. **421**: p. 129987.
221. Rakočević, L., et al., *PtAu nanoparticles supported by reduced graphene oxide as a highly active catalyst for hydrogen evolution*. 2021. **12**(1): p. 43.
222. Seifert, L., et al., *Coordination pattern adaptability: energy cost of degenerate behaviors*. 2014. **9**(9): p. e107839.
223. Roes, A., et al., *Environmental and cost assessment of a polypropylene nanocomposite*. 2007. **15**: p. 212-226.
224. Tran, M., *Precise control over morphology and density of metal and transition metal nanostructures for sensing and energy related applications*. 2017, Iowa State University.
225. Dong, F., et al., *Gold nanoparticles supported on urchin-like CuO: synthesis, characterization, and their catalytic performance for CO oxidation*. 2019. **10**(1): p. 67.
226. Nicolopoulos, S., et al., *Novel TEM microscopy and electron diffraction techniques to characterize cultural heritage materials: from ancient greek artefacts to maya mural paintings*. 2019. **2019**.
227. Piwowarczyk, J., et al., *XPS and FTIR studies of polytetrafluoroethylene thin films obtained by physical methods*. 2019. **11**(10): p. 1629.
228. Gomes, A., et al., *Electrodeposition of metal matrix nanocomposites: improvement of the chemical characterization techniques*. 2011: INTECH Open Access Publisher.
229. Díez-Pascual, A.M.J.P., *Environmentally friendly synthesis of poly (3, 4-ethylenedioxythiophene): Poly (styrene sulfonate)/SnO<sub>2</sub> nanocomposites*. 2021. **13**(15): p. 2445.
230. Kim, H., et al., *Noble metal-based multimetallic nanoparticles for electrocatalytic applications*. 2022. **9**(1): p. 2104054.
231. Penu, R., et al., *Development of a nanocomposite system and its application in biosensors construction*. 2013. **11**(6): p. 968-978.
232. Nguyen, H., et al., *Fully hydrocarbon membrane electrode assemblies for proton exchange membrane fuel cells and electrolyzers: An engineering perspective*. 2022. **12**(12): p. 2103559.
233. Ueda, M., et al., *Cutting edge of molding techniques of composite materials IV: 3D printing of CFRP*. 2018. **67**(9): p. 885-888.





234. Blügel, S. *Computational Materials Science at the Cutting Edge*. in *International Conference on Computational Science*. 2008. Springer.



## **Data Availability Statement**

- This is a review article that summarizes key findings from the majority of relevant past studies. It highlights the main areas of research and shows how each new aspect contributes to further advancements. All referenced studies are properly cited in the main text.
- The data supporting this article have been included as part of the Supplementary Information.

