

Cite this: *Chem. Sci.*, 2023, 14, 9380

All publication charges for this article have been paid for by the Royal Society of Chemistry

## Suitability of a diamine functionalized metal–organic framework for direct air capture†

Saptasree Bose,<sup>1</sup> Debabrata Sengupta,<sup>1</sup> Christos D. Malliakas,<sup>1</sup> Karam B. Idrees,<sup>1</sup> Haomiao Xie,<sup>1</sup> Xiaoliang Wang,<sup>1</sup> Michael L. Barsoum,<sup>2</sup> Nathaniel M. Barker,<sup>1</sup> Vinayak P. Dravid,<sup>1,3</sup> Timur Islamoglu<sup>1</sup> and Omar K. Farha<sup>1,4,5</sup>

The increase in the atmospheric carbon dioxide level is a significant threat to our planet, and therefore the selective removal of CO<sub>2</sub> from the air is a global concern. Metal–organic frameworks (MOFs) are a class of porous materials that have shown exciting potential as adsorbents for CO<sub>2</sub> capture due to their high surface area and tunable properties. Among several implemented technologies, direct air capture (DAC) using MOFs is a promising strategy for achieving climate targets as it has the potential to actively reduce the atmospheric CO<sub>2</sub> concentration to a safer levels. In this study, we investigate the stability and regeneration conditions of *N,N'*-dimethylethylenediamine (mmen) appended Mg<sub>2</sub>(dobpdc), a MOF with exceptional CO<sub>2</sub> adsorption capacity from atmospheric air. We employed a series of systematic experiments including thermogravimetric analysis (TGA) coupled with Fourier transformed infrared (FTIR) and gas chromatography mass spectrometer (GCMS) (known as TGA-FTIR-GCMS), regeneration cycles at different conditions, control and accelerated aging experiments. We also quantified CO<sub>2</sub> and H<sub>2</sub>O adsorption under humid CO<sub>2</sub> using a combination of data from TGA-GCMS and coulometric Karl-Fischer titration techniques. The quantification of CO<sub>2</sub> and H<sub>2</sub>O adsorption under humid conditions provides vital information for the design of real-world DAC systems. Our results demonstrate the stability and regeneration conditions of mmen appended Mg<sub>2</sub>(dobpdc). It is stable up to 50% relative humidity when the adsorption temperature varies from 25–40 °C and the best regeneration condition can be achieved at 120 °C under dynamic vacuum and at 150 °C under N<sub>2</sub>.

Received 19th May 2023  
Accepted 7th August 2023

DOI: 10.1039/d3sc02554c

rsc.li/chemical-science

## Introduction

As the carbon dioxide (CO<sub>2</sub>) emissions continue to rise, climate change pushes the Earth towards an alarmingly dire situation. Reducing emissions will no longer be sufficient to mitigate this crisis, and we must establish facilities and governmental policies that can remove billions of tons of CO<sub>2</sub> from the air annually.<sup>1,2</sup> Among different methods of atmospheric CO<sub>2</sub> reduction such as flue gas capture and other point source capture strategies, direct air capture (DAC) has shown promise in several literature and environmental reports for climate change moderation.<sup>3,4</sup> DAC aims to extract CO<sub>2</sub> selectively from

ambient air where concentrations are as low as 400 ppm. Despite having the advantage that the capture point can be anywhere and recent favorable reports and successes of DAC technologies, finding an appropriate, reversible, cyclable, sorbent material for DAC of CO<sub>2</sub> from dilute air (400 ppm of CO<sub>2</sub>) is still a major challenge.<sup>5,6</sup> Selective adsorption of CO<sub>2</sub> by liquid amine solution is one of the industrially viable options, but the high cost of regeneration, decomposition of amines with time, and its severe corrosive nature are major drawbacks for practical application in a DAC setup.<sup>7,8</sup>

Amine-functionalized solid porous adsorbents are an emerging class of materials which can selectively bind CO<sub>2</sub> through carbamate formation. The strategy was first implemented with amine-grafted mesoporous silica for natural gas purification.<sup>9,10</sup> Among other potential solid adsorbents, metal–organic frameworks (MOFs) have received growing attention due to their high degree of tunability, selectivity, and porosity (Fig. 1).<sup>11</sup> Amine functionality within the ligand backbone has shown the possibility of selective capture of CO<sub>2</sub> over water.<sup>12</sup> However, total amine loading within the MOF pore makes the overall uptake fall short under real DAC conditions.<sup>11,13</sup> Post-synthetic amine grafting, which attaches amines within the

<sup>1</sup>Department of Chemistry, Northwestern University, 2145 Sheridan Road, Evanston, Illinois 60208, USA. E-mail: o-farha@northwestern.edu

<sup>2</sup>Department of Materials Science and Engineering, 2220 Campus Drive, Room 2036, Evanston, Illinois, 60208, USA

<sup>3</sup>Department of Chemical and Biological Engineering, Northwestern University, Evanston, Illinois 60208, USA

<sup>4</sup>International Institute of Nanotechnology, Northwestern University, Evanston, Illinois 60208, USA

† Electronic supplementary information (ESI) available. See DOI: <https://doi.org/10.1039/d3sc02554c>





Fig. 1 Schematic illustration of diamine (mmen) appended  $\text{Mg}_2(\text{dobpdc})$  synthesis and structure. The framework structure is adopted from single crystal X-ray analysis of the isostructural zinc compound DEF-1. Yellow, red, and gray spheres represent Mg, O, and C atoms respectively; H atoms are omitted for clarity. Addition of mmen to the unsaturated framework yields the amine-appended  $\text{Mg}_2(\text{dobpdc})$ .<sup>17,22</sup>

MOF pore, to an open metal site has improved the  $\text{CO}_2$  capture performance. In 2008, diamine grafting on the coordinatively unsaturated sites (CUS) of MOFs was first introduced by Férey and Chang *et al.* where the unsaturated  $\text{Cr}(\text{III})$  sites of MIL-101 are functionalized with ethylenediamine.<sup>14</sup> Subsequently, in 2012 Jones *et al.* reported the first ethylenediamine (en) grafted  $\text{Mg}$ -MOF-74 ( $\text{Mg}_2(\text{dobdc})$ ,  $\text{dobdc}^{4-} = 2,5$ -dioxidoterephthalate) and explore the possibility of  $\text{CO}_2$  capture. The  $\text{CO}_2$  uptake capacity of en- $\text{Mg}$ -MOF-74 is comparable to that of polyethyleneimine (PEI)-impregnated silica and amine grafted silica which is a well-known benchmark material.<sup>15,16</sup>  $\text{Mg}$ -MOF-74 has unsaturated magnesium (Mg) centers that can act as Lewis acid and interact with guest molecules. Upon post-synthetic functionalization various diamines can be appended to an open metal site (OMS) in  $\kappa^1$  fashion leaving the other amine side free to interact with carbon dioxide. Long *et al.* have developed diamine appended pore expanded derivative of  $\text{Mg}$ -MOF-74 labeled as  $\text{Mg}_2(\text{dobpdc})$  ( $\text{dobpdc}^{4-} = 4,4'$ -dioxidobiphenyl-3,3'-dicarboxylate) which has an increased pore diameter ( $\text{Mg}$ -MOF-74: 11 Å vs.  $\text{Mg}_2(\text{dobpdc})$ : 18.4 Å) and aids to tether more amine molecules within the channel.<sup>17</sup> Ethylenediamine appended  $\text{Mg}_2(\text{dobpdc})$ , named as en- $\text{Mg}_2(\text{dobpdc})$  has capacity of capturing 2.83 mmol  $\text{g}^{-1}$   $\text{CO}_2$  at 25 °C and 0.39 mbar or atmospheric  $\text{CO}_2$  levels, however a 6% loss of capacity was observed after first five cycles in simulated air. Long and others have tested various homo and heterodiamines to address the challenge of amine loss during regeneration to no avail.<sup>18,19</sup> Among different homo and hetero diamines,  $N,N'$ -dimethylethylenediamine (mmen) appended  $\text{Mg}_2(\text{dobpdc})$  has been known to have high  $\text{CO}_2$  adsorption capacity at very low-

pressure ranges with enhanced stability.<sup>20</sup> A mechanistic study for  $\text{CO}_2$  adsorption in mmen- $\text{M}_2(\text{dobpdc})$  ( $\text{M} = \text{Mg}, \text{Co}, \text{Zn}, \text{Mn}, \text{Fe}$ ) has proposed that the adsorption of  $\text{CO}_2$  at ambient temperatures is possible *via* cooperative insertion into the mmen- $\text{M}_2(\text{dobpdc})$  to form one dimensional carbamate chain and the uncoordinated amine of a mmen molecule acts as a strong base to remove the acidic proton from the metal-bound amine of a neighboring mmen molecule.<sup>20</sup> Although the volatilization of coordinated diamine during the regeneration process upon dry and humid conditions remains unclear, some reports claim that diamine tethered  $\text{Mg}_2(\text{dobpdc})$  loses  $\text{CO}_2$  capture capacity due to a loss of diamine from the grafted sites.<sup>18,21</sup>

Therefore, it is essential to determine if the capacity fade is due to the degradation of the amine during the regeneration process or if the MOF has simply not been fully regenerated under standard conditions. Adsorption and desorption kinetics of  $\text{CO}_2$  have critical impact on the efficiency of the adsorbents, wherein the fastest kinetics allow for the highest cost effectiveness. mmen- $\text{Mg}_2(\text{dobpdc})$  (Fig. 1) has been selected as a representative material system to understand the underlying chemical and structural changes that occur during the adsorption and desorption processes in relevant DAC conditions. Along with  $\text{CO}_2$  isotherms and cycling stability experiments, herein we identify additional metrics and experiments for evaluation of long-term performance to determine their applicability as DAC-sorbents. Real time thermogravimetric analysis (TGA) coupled with Fourier transformed infrared (FTIR) and gas chromatography mass spectrometer (GCMS) (known as TGA-FTIR-GCMS) allow us for deeper understanding



of the mechanistic pathways of thermal regeneration. Since humidity is variable globally and temporally, it is important to evaluate the capture of CO<sub>2</sub> in presence of water. Different experimental conditions were utilized to further understand the regeneration performance and suggest the desorption mechanism in dry and wet conditions. Moreover, we have performed 50 regeneration cycles under dry and humid conditions with different adsorption–desorption conditions along with long cycles test to assess their sorption performance. Finally, the capture of CO<sub>2</sub> was quantified in presence of water by TGA-GCMS coupled instruments for determination of practical applicability of mmen-Mg<sub>2</sub>(dobpdc) globally.

## Results and discussions

### Synthesis, characterization, and stability of parent and diamine appended Mg<sub>2</sub>(dobpdc)

The phase purities of the mmen-Mg<sub>2</sub>(dobpdc) and diamine grafted MOF are aligned with simulated powder X-ray diffraction (PXRD) patterns. Moreover, crystallinity of the MOF is not

affected after amine appendant as confirmed by PXRD measurement (Fig. S1†). The overall amine loading was confirmed by a <sup>1</sup>H NMR study to be 50–60% amination per metal site (Fig. S2†). The pristine MOF and diamine-MOF show porosity and surface area in N<sub>2</sub> isotherms at 77 K (Fig. 2a). Reduction in BET surface area and pore size for the amine functionalized MOF confirms the successful grafting of diamine to the metal sites of the MOFs. DFT pore size distributions and pore sizes were calculated from N<sub>2</sub> adsorption at 77 K using the DFT pore model with cylinder pore geometries for an oxide surface. DFT pore size distributions show the amine appended structure has a smaller pore (Fig. 2b). BET surface areas for pristine MOF and mmen-MOF (60% amine per metal site) were calculated to be 2920 and 1550 m<sup>2</sup> g<sup>-1</sup>, respectively.

Determination of the stability of the parent Mg<sub>2</sub>(dobpdc) and mmen-Mg<sub>2</sub>(dobpdc), was examined by exposing the samples to ambient conditions for several days while monitoring the CO<sub>2</sub> uptake efficiency at 25 °C (Fig. 2c and d). The results indicate that the pristine MOF, Mg<sub>2</sub>(dobpdc) loses CO<sub>2</sub> uptake capacity after three days, while the diamine appended



Fig. 2 (a) N<sub>2</sub> adsorption–desorption comparison isotherms of Mg<sub>2</sub>(dobpdc) (black) and mmen-Mg<sub>2</sub>(dobpdc) (blue) at 77 K. (b) Comparison of DFT pore size distribution of Mg<sub>2</sub>(dobpdc) (black) and mmen-Mg<sub>2</sub>(dobpdc) (blue). (c) CO<sub>2</sub> uptake comparison isotherms of Mg<sub>2</sub>(dobpdc) with exposure time in air and at 25 °C and (d) CO<sub>2</sub> uptake comparison isotherms of mmen-Mg<sub>2</sub>(dobpdc) with exposure time in air and at 25 °C (inset: low pressure CO<sub>2</sub> uptake by mmen-Mg<sub>2</sub>(dobpdc)).



MOF shows comparable CO<sub>2</sub> uptake even after 10 days. The color of the pristine Mg<sub>2</sub>(dobpdc), which is linked to the phase, changes from off white to blue within 3 days of exposure to atmosphere whereas the off white color of mmen-Mg<sub>2</sub>(dobpdc) remains same even after 1 month. This additional stability from the diamine functionalization has been reported in literature.<sup>17,23</sup> In addition to the increased stability the diamine appended MOF also shows stronger affinity towards CO<sub>2</sub> at low pressure indicating involvement of chemisorption (Fig. 2d: inset).

### Mechanistic confirmation of carbamate formation monoamine grafted Mg<sub>2</sub>(dobpdc)

For a DAC application, adsorption capacity at 400 ppm is crucial since this mimic the concentration of CO<sub>2</sub> under ambient conditions. Notably, the adsorption capacity of mmen-Mg<sub>2</sub>(dobpdc) at 400 ppm and 25 °C is 1.5 mmol g<sup>-1</sup> (Fig. 2d (inset)). To validate the formation of carbamate during the capture of

CO<sub>2</sub>, control experiments were performed to understand the role of diamine in the CO<sub>2</sub> capture mechanism. Mg<sub>2</sub>(dobpdc) was functionalized with propylamine (pa) which is a monoamine following the same process used for diamine functionalization. PXRD patterns show the crystallinity is unchanged (Fig. S3†). <sup>1</sup>H NMR studies confirmed the amine loading per metal site remains around 50–60% (Fig. S4†).

The N<sub>2</sub> isotherm shows BET surface area is compatible with mmen-Mg<sub>2</sub>(dobpdc) (Fig. 3a). Pore size distribution reveals the presence of two different pore sizes after functionalization with pa and is comparable with the pore size of mmen appended Mg<sub>2</sub>(dobpdc) (Fig. 3b). CO<sub>2</sub> adsorption isotherm at 25 °C illustrates that the pa-Mg<sub>2</sub>(dobpdc) is not able to capture comparable amounts of CO<sub>2</sub> as adsorbed by mmen-Mg<sub>2</sub>(dobpdc) and chemisorption part at lower pressure is also absent (Fig. 3c). These results indicate that presence of diamine is required to capture sufficient CO<sub>2</sub> from atmosphere through the cooperative mechanism.<sup>20</sup>

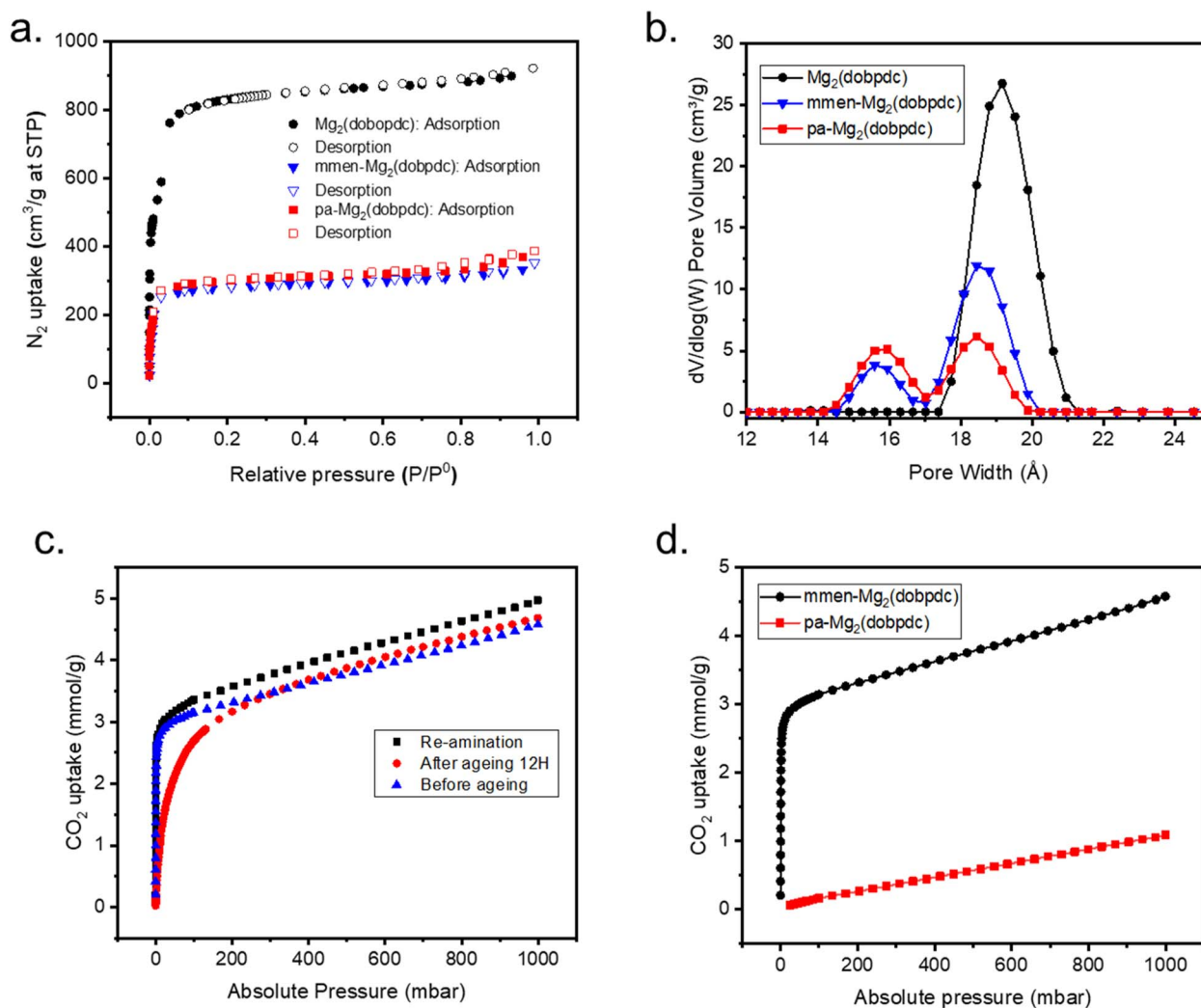


Fig. 3 Control experiments (a) N<sub>2</sub> isotherms of Mg<sub>2</sub>(dobpdc) (black), mmen-Mg<sub>2</sub>(dobpdc) (blue) and pa-Mg<sub>2</sub>(dobpdc) (red) at 77 K. (b) Pore size distributions of Mg<sub>2</sub>(dobpdc) (black), mmen-Mg<sub>2</sub>(dobpdc) (blue) and pa-Mg<sub>2</sub>(dobpdc) (red) (c) CO<sub>2</sub> uptake of mmen-Mg<sub>2</sub>(dobpdc) (blue) and pa-Mg<sub>2</sub>(dobpdc) (red) at 25 °C; (d) CO<sub>2</sub> uptake of mmen-Mg<sub>2</sub>(dobpdc) before ageing (purple), after ageing (orange), and after re-amination (green) at 25 °C. All the materials were used from the same batch.



Finally, the  $\text{mmen-Mg}_2(\text{dobpdc})$  was then aged through accelerated conditions at 80% relative humidity and 70 °C for 12 hours,  $^1\text{H}$  NMR indicates that upon exposure to such harsh conditions, amine loading was reduced from 60% to trace amount (Fig. S5<sup>†</sup>). Consequently, low-pressure (400 ppm)  $\text{CO}_2$  uptake is substantially decreased to  $0.07 \text{ mmol g}^{-1}$  from initial  $1.5 \text{ mmol g}^{-1}$  (for  $\text{mmen-Mg}_2(\text{dobpdc})$ ) due to a reduction in the coordinated amines which is responsible for low pressure chemisorption (Fig. 3d). Interestingly, when the same sample was again re-aminated to 50–60% loading with the diamine the same  $\text{CO}_2$  uptake observed (Fig. 3d). This experiment confirms that the diamine is responsible for the chemisorption of  $\text{CO}_2$  and re-amination of the parent  $\text{Mg}_2(\text{dobpdc})$  is possible.

### Stability of coordinated diamine during regeneration process

$\text{mmen-Mg}_2(\text{dobpdc})$  fully regenerates when heated at 100 °C for four hours under dynamic vacuum as confirmed by PXRD and  $\text{N}_2$  isotherms. Determination of the stability of the amines in the MOFs, was evaluated with thermogravimetric analysis (TGA) coupled with FTIR and GCMS. To verify the diamine stability in DAC conditions, it is also important to evaluate its thermal stability under humid conditions when it is fully adsorbed with  $\text{CO}_2$ . The thermogram under humid He does not show any

significant difference than that under dry He condition (Fig. 4a).  $\text{CO}_2$  ( $m/z$ : 44) is detected in GCMS at regeneration temperature 90–100 °C (Fig. 3c) which is due to the adsorbed  $\text{CO}_2$ . The lack of amine leaching under the influence of moisture at this temperature indicates that the humidity does not affect the regeneration and stability of grafted amines. The  $\text{CO}_2$  signal can also be detected with FTIR measurements (Fig. 4b) during 50 minutes of thermal regeneration where the temperature was 50–100 °C indicating desorption of adsorbed  $\text{CO}_2$  at this temperature range. Fragmentations of diamine ( $m/z$ : 58, 88) are detected after 200 °C (Fig. 4d and e). The  $m/z$ : 44 detected after 200 °C (Fig. 4c) is attributed to the  $\text{CO}_2$  released for the degradation of diamine.

To determine conditions for the release of adsorbed  $\text{CO}_2$  the stability of diamine was evaluated with GCMS and FTIR spectra. Both spectra for the desorbed material show that the  $\text{CO}_2$  ( $m/z$ : 44) and fragmentations of diamine ( $m/z$ : 58 and 88) molecules are released only after 200 °C. The first one indicates the stability of adsorbent without any  $\text{CO}_2$  adsorption (Fig. S6<sup>†</sup>), which shows that until 200 °C, the diamine appended MOF is stable. There is no loss of coordinated diamine at the regeneration temperature. After a  $\text{CO}_2$  capture cycle the  $\text{mmen-MOF}$  also showed no amine peak by GCMS and FTIR spectra before

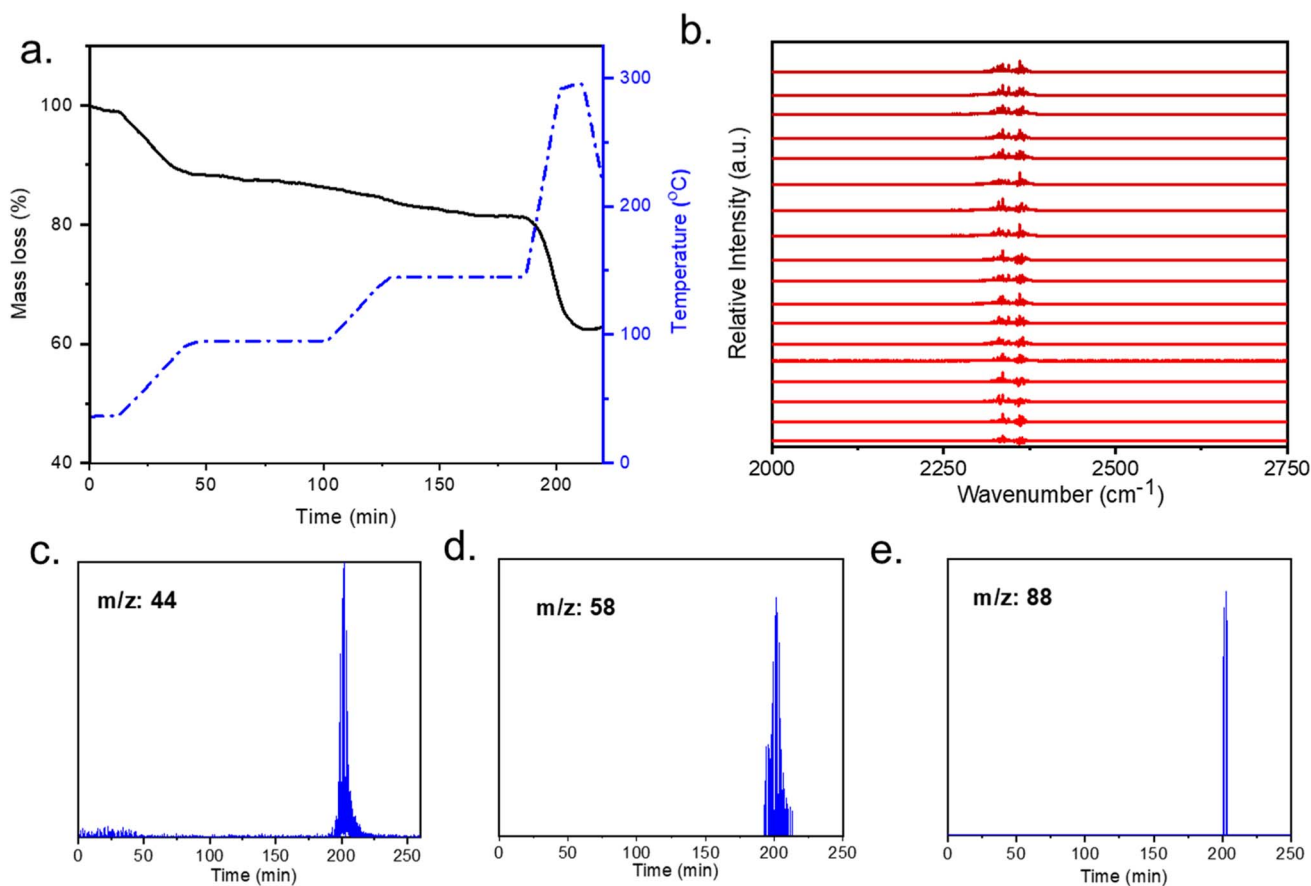


Fig. 4 TGA-FTIR-GCMS experiments on  $\text{mmen-Mg}_2(\text{dobpdc})$  with adsorbed  $\text{CO}_2$ : (a) thermogravimetric decomposition profile under humid He (black line); temperature ramp rate is shown in blue line; (b) FTIR spectra (0–50 min, 50–100 °C); characteristic  $\text{CO}_2$  was detected at 2360 and 2340  $\text{cm}^{-1}$ , each data was collected every 180 second. (c)–(e) gas chromatography mass spectra (GCMS) showing ions of released amine fragments.



200 °C which indicates no loss of grafted amines during regeneration. CO<sub>2</sub> molecules were released between 90–100 °C and after 200 °C (Fig. S7†). The first CO<sub>2</sub> molecules detected around 90–100 °C are due to the desorbing of the CO<sub>2</sub> in the host structure, while the CO<sub>2</sub> molecules released after 200 °C are due to the degradation of the amines.

### Thermogravimetric CO<sub>2</sub> adsorption–desorption under humid conditions

To establish a successful DAC experimental setup, understanding of the regeneration process of sorbents under dry and humid conditions is critical for establishing a protocol for DAC suitability. As demonstrated by TGA-FTIR GCMS no diamine loss occurs until 200–250 °C. However, the conditions for full desorption may illuminate the reason inherent capacity loss during cycling experiments.

The mmen-Mg<sub>2</sub>(dobpdc), was first regenerated and cycled at 120 °C for 30 minutes under N<sub>2</sub> after exposing it to the ambient air. The desorption behavior under two humidity levels (25–30% RH and 40–50% RH) of the laboratory were assessed. After running 25–30% RH for 30 minutes (Fig. 5a) for 10 cycles (around 700 minutes), overall CO<sub>2</sub> and/or H<sub>2</sub>O uptake from air

was not decreased. But when the same cycle was performed after exposing to 45–50% RH (Fig. 5b), with 15% decrease in overall (CO<sub>2</sub> + H<sub>2</sub>O) uptake was noticed.

Water isotherms were then collected at room temperature to assist in the understanding of water interactions within the structure. An S-shaped sorption isotherm was observed with the adsorbed amount of water gradually increasing until 30% RH, followed by an abrupt uptake between 40% and 50% RH, indicative of water filling into the pore system with the maximum uptake is 40 mmol g<sup>-1</sup> at 90% RH (Fig. 5c). Water adsorption was found to be reversible with a small hysteresis over this material. Moreover, after activation at 120 °C under dynamic vacuum for 4 hours, CO<sub>2</sub> uptake efficiency remained the same before and after water isotherm measurement (Fig. 5d).

TGA-GCMS of the mmen-Mg<sub>2</sub>(dobpdc), after exposing it to open environment (temperature: 27–32 °C, relative humidity: 30–50%) for several days, show that no amine leaching occurred at the regeneration temperature of 120 °C. However, CO<sub>2</sub> and H<sub>2</sub>O are detected from the GCMS (Fig. S8 and S9†) indicating the diamine appended MOF adsorbs both CO<sub>2</sub> and moisture from the open air.

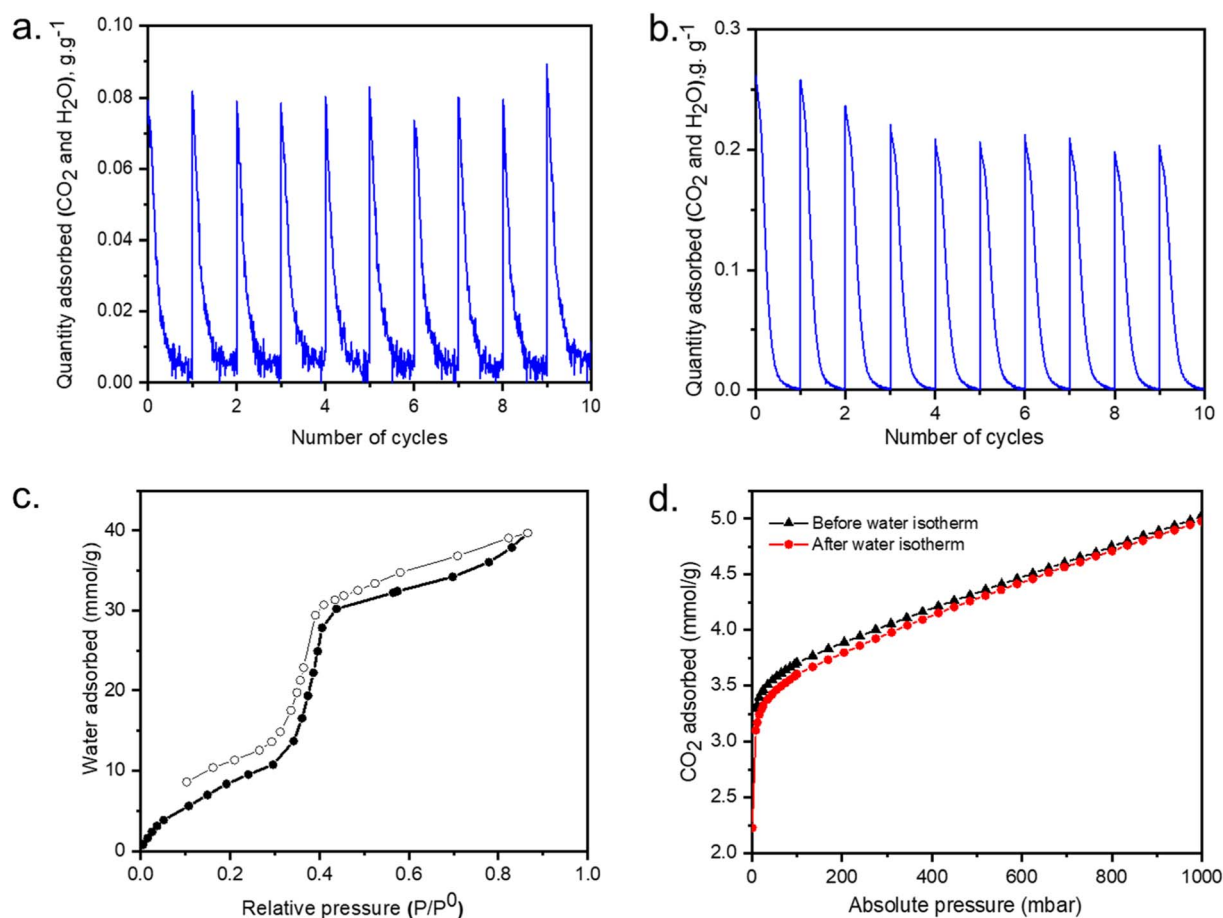


Fig. 5 Regeneration performance cycles at 120 °C for mmen-Mg<sub>2</sub>(dobpdc): (a) after exposing to ambient air with 25% relative humidity; (b) after exposing to ambient air with 45% relative humidity; (c) water isotherm at 25 °C; (d) CO<sub>2</sub> adsorption isotherms before and after measuring water isotherms at 25 °C.



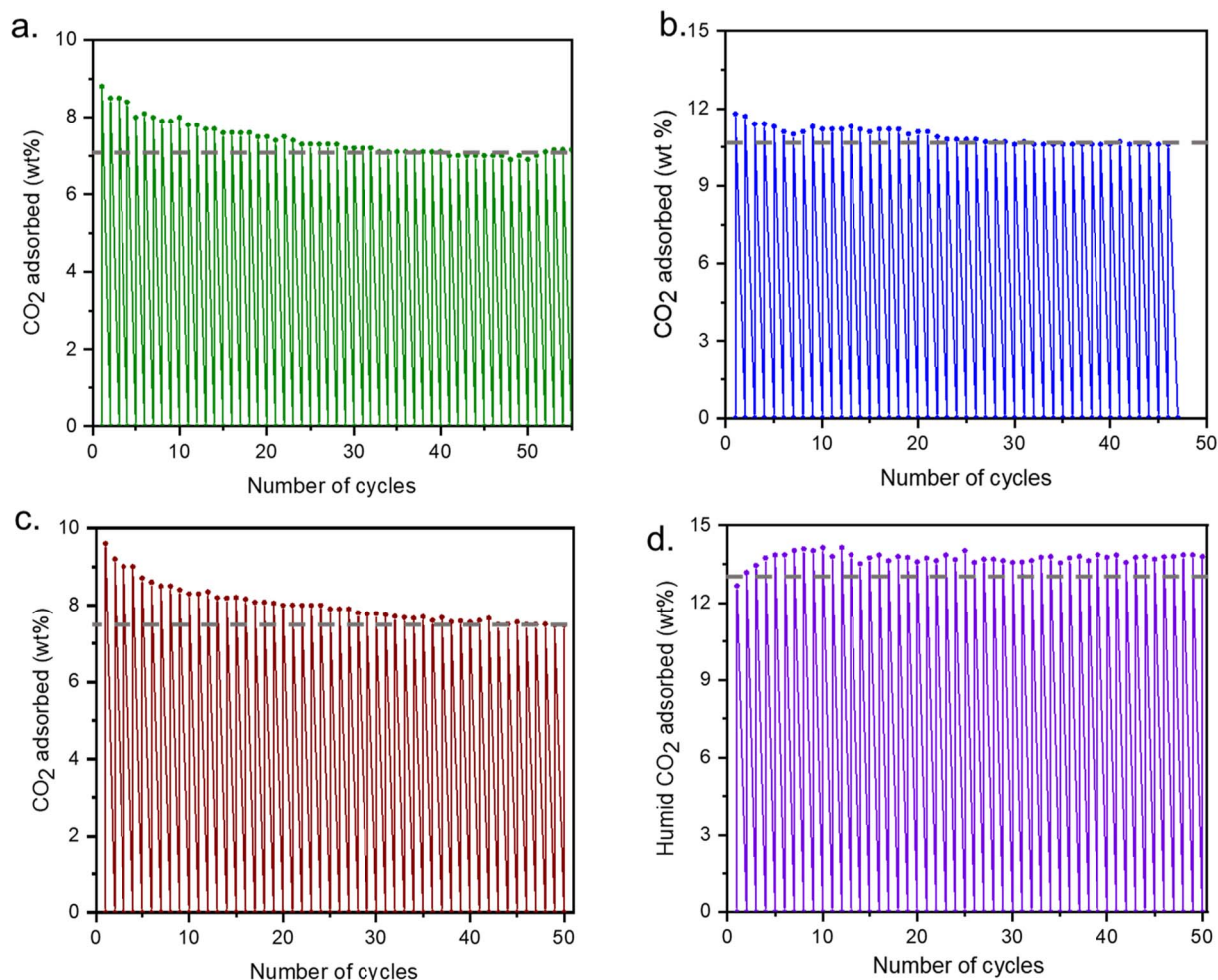


Fig. 6 Adsorption–desorption cycling for mmen-Mg<sub>2</sub>(dobpdc): (a) desorption – CO<sub>2</sub> at 150 °C (15 min) and adsorption – pure CO<sub>2</sub> at 30 °C (15 min); (b) desorption – N<sub>2</sub> at 150 °C (15 min) and adsorption – pure CO<sub>2</sub> at 30 °C (15 min) (c) desorption – N<sub>2</sub> at 150 °C (15 min) and adsorption – 15% CO<sub>2</sub> in N<sub>2</sub> at 30 °C (15 min) (d) desorption – N<sub>2</sub> at 150 °C (15 min) and adsorption – humid 100% CO<sub>2</sub> at 30 °C (15 min). The ramp rate was maintained as 10 °C for heating and cooling. The grey dashed line in each figure indicates the capacity of adsorbing dry and humid CO<sub>2</sub> after 50 cycles.

### Assessing the impact of regeneration conditions on cycling stability

Four different regeneration conditions (described in Fig. 6) were applied to determine if the cycling stability of the adsorbent is linked to the regeneration conditions of the sorbent (Fig. 6). It was found that the most optimal regeneration can be achieved under flowing N<sub>2</sub> at 150 °C. In addition to these four conditions CO<sub>2</sub> isobars with varying adsorption and desorption times as well as heating and cooling rates were also explored (Fig. S10–S13†). But it was found that time and ramp rate do not alter the total CO<sub>2</sub> capacity of the adsorbent. For the long cycling experiments, we have maintained the adsorption and desorption time for 15 minutes for each case while the ramp rate was 10 °C min<sup>-1</sup>.

When desorption is carried out under CO<sub>2</sub> atmosphere, 7% of CO<sub>2</sub> capturing efficiency is maintained after 50 cycles (3000 minutes), but after 20 cycles it reduces to 7.5% from 9%, which means 80% of the materials capacity is retained (Fig. 6a). When the adsorbent was regenerated under N<sub>2</sub> at 150 °C, 90% of the

total capacity was maintained and almost no change in capacity was observed after 15–20 cycles (Fig. 6b). We have also performed the cycling experiment with 15% CO<sub>2</sub> in N<sub>2</sub> (resemble to flue gas) and 88% of total capacity is retained (Fig. 6c). Though no such decrease was observed after 20 cycles. So, the working capacity of the adsorbent under dry CO<sub>2</sub>, remains around 85–90% after 50 cycling experiments. Finally, under the humid cycle in which dry CO<sub>2</sub> was passed through a water bubbler at room temperature before entering the sample chamber, there is no change in overall capacity and total (CO<sub>2</sub> + H<sub>2</sub>O) capacity is maintained throughout the cycles (Fig. 6d). However, isolation of the relative concentration of each gas is needed to further determine the CO<sub>2</sub> capacity.

### CO<sub>2</sub> and H<sub>2</sub>O gas component quantification

Despite best efforts to make sorbents selective to CO<sub>2</sub>, most adsorbents capture both CO<sub>2</sub> and water. As we have seen, mmen-Mg<sub>2</sub>(dobpdc) captures both CO<sub>2</sub> and H<sub>2</sub>O from air, as detected by TGA-GCMS during the regeneration of the MOF.





Fig. 7 (a) Integrated intensity of desorbed CO<sub>2</sub> (blue: background, orange: sample) and (b) integrated intensity of desorbed H<sub>2</sub>O (blue: background, orange: sample). Blue curve shows the background intensities of slow displacement of CO<sub>2</sub> and H<sub>2</sub>O from the carrier gas (He), while the orange curve indicates the integrated intensity of the adsorbed CO<sub>2</sub> and H<sub>2</sub>O from the chromatogram.

Herein we report a technique to quantify the amount of CO<sub>2</sub> and H<sub>2</sub>O using the coupled TGA-GCMS technique. Integrated intensities of chromatogram for CO<sub>2</sub> ( $m/z$ : 44) and H<sub>2</sub>O ( $m/z$ : 18) were plotted against retention time of GCMS (Fig. 7a and b). Under humid CO<sub>2</sub> (50% RH), the mmen-Mg<sub>2</sub>(dobpdc) adsorbed 1.7 mmol g<sup>-1</sup> of CO<sub>2</sub> (7.5% w/w) and 3 mmol g<sup>-1</sup> of H<sub>2</sub>O (5.7% w/w) at 120 °C. Karl-Fischer coulometric titration on the sample (after re-exposure) corroborated that the sample uptakes around 3 mmol g<sup>-1</sup> of water. Similar CO<sub>2</sub> uptakes with other amine appended Mg<sub>2</sub>(dobpdc) and Mg<sub>2</sub>(dotpdc) (dotpdc<sup>4-</sup> = 4,4'-dioxido-[1,1':4',1''-terphenyl]-3,3''-dicarboxylate) have been reported by Long *et al.*<sup>18,24</sup> The overall amount of adsorbed CO<sub>2</sub>+H<sub>2</sub>O is also consistent with the weight loss measured by TGA (Fig. S14†). The calibration curves for CO<sub>2</sub> and H<sub>2</sub>O from standard calcium oxalate are shown in Fig. S15.† These values are significant to comment on the applicability of this system in real DAC plants.

## Conclusion

Amine appended-Mg<sub>2</sub>(dobpdc) is a well-known MOF which can capture CO<sub>2</sub> at pressures as low as 400 ppm, making it a superior screening material for direct air capture. However, performance of these MOFs is dependent on the stability and recyclability under humid conditions. We have carried out a systematic study to assess the applicability of *N,N'*-dimethylethylenediamine (mmen) appended Mg<sub>2</sub>(dobpdc) MOF for direct air capture. With the help of coupled TGA-GCMS-FTIR, we have screened the performance of mmen-appended Mg<sub>2</sub>(dobpdc) under real DAC conditions. The quantification of exhaust gas revealed that this amine appended-Mg<sub>2</sub>(dobpdc) can uptake significant amount of CO<sub>2</sub> (~1.7 mmol g<sup>-1</sup>) in presence of 50% relative humidity. Regeneration is possible under appropriate conditions and can be enhanced through introduction of N<sub>2</sub> gas under the regeneration conditions. These results have far-reaching implications that will afford the

opportunity to engineer and design the process parameters like temperature, humidity, adsorption/regeneration conditions in similar diamine-appended MOF as future DAC sorbent.

## Data availability

Information supporting this article has been uploaded as part of the ESI.† Additional data is available from the authors on reasonable request.

## Author contributions

O. K. F. supervised the project. S. B., T. I., and O. K. F. conceived the project and led the investigation. S. B., D. S., T. I., and O. K. F. designed the experiments and interpreted the results, with help from K. I., H. X., and X. W. TGA-GCMS-FTIR characterization and controlled experiments were performed by S. B., C. D. M., and N. M. B. Manuscript was written by S. B., D. S., M. L. B., T. I., V. P. D., and O. F. K., and all other authors commented on and revised the manuscript.

## Conflicts of interest

The authors declare the following competing financial interest(s): O. K. F. has a financial interest in the start-up company NuMat Technologies, which is seeking to commercialize metal-organic frameworks.

## Acknowledgements

Authors gratefully acknowledge the support from the Department of Energy, Basic Energy Science (BES) Office through awards no. DE-SC0022332. MLB would also like to acknowledge the Ryan Fellowship for support. This work made use of the Integrated Molecular Structure Education and Research Center (IMSERC) NMR facility at Northwestern University, which has





received support from NSF CHE-1048773, the Soft and Hybrid Nanotechnology Experimental (SHyNE) Resource (NSF ECCS-2025633), Int. Institute of Nanotechnology, and Northwestern University.

## Notes and references

- S. Solomon, G.-K. Plattner, R. Knutti and P. Friedlingstein, Irreversible climate change due to carbon dioxide emissions, *Proc. Natl. Acad. Sci. U. S. A.*, 2009, **106**, 1704–1709.
- Adoption of the paris agreement, *United Nations Framework Convention on Climate Change*, Paris, 2015, <https://unfccc.int/resource/docs/2015/cop21/eng/l09r01.pdf>.
- D. W. Keith, M. Ha-Duong and J. K. Stolaroff, Climate Strategy with CO<sub>2</sub> Capture from the Air, *Clim. Change*, 2006, **74**, 17–45.
- D. W. Keith, Why Capture CO<sub>2</sub> from the Atmosphere?, *Science*, 2009, **325**, 1654–1655.
- A. Kumar, D. G. Madden, M. Lusi, K.-J. Chen, E. A. Daniels, T. Curtin, J. J. Perry IV and M. J. Zaworotko, Direct Air Capture of CO<sub>2</sub> by Physisorbent Materials, *Angew. Chem., Int. Ed.*, 2015, **54**, 14372–14377.
- H. He, W. Li, M. Zhong, D. Konkolewicz, D. Wu, K. Yaccato, T. Rappold, G. Sugar, N. E. David and K. Matyjaszewski, Reversible CO<sub>2</sub> capture with porous polymers using the humidity swing, *Energy Environ. Sci.*, 2013, **6**, 488–493.
- B. A. Oyekan and G. T. Rochelle, Alternative stripper configurations for CO<sub>2</sub> capture by aqueous amines, *AIChE J.*, 2007, **53**, 3144–3154.
- M. Wang, A. Lawal, P. Stephenson, J. Sidders and C. Ramshaw, Post-combustion CO<sub>2</sub> capture with chemical absorption: a state-of-the-art review, *Chem. Eng. Res. Des.*, 2011, **89**, 1609–1624.
- Y. Belmabkhout, G. De Weireld and A. Sayari, Amine-Bearing Mesoporous Silica for CO<sub>2</sub> and H<sub>2</sub>S Removal from Natural Gas and Biogas, *Langmuir*, 2009, **25**, 13275–13278.
- H. Y. Huang, R. T. Yang, D. Chinn and C. L. Munson, Amine-Grafted MCM-48 and Silica Xerogel as Superior Sorbents for Acidic Gas Removal from Natural Gas, *Ind. Eng. Chem. Res.*, 2003, **42**, 2427–2433.
- C. A. Trickett, A. Helal, B. A. Al-Maythaly, Z. H. Yamani, K. E. Cordova and O. M. Yaghi, The chemistry of metal-organic frameworks for CO<sub>2</sub> capture, regeneration and conversion, *Nat. Rev. Mater.*, 2017, **2**, 17045.
- R. W. Flaig, T. M. Osborn Popp, A. M. Fracaroli, E. A. Kapustin, M. J. Kalmutzki, R. M. Altamimi, F. Fathieh, J. A. Reimer and O. M. Yaghi, The Chemistry of CO<sub>2</sub> Capture in an Amine-Functionalized Metal-Organic Framework under Dry and Humid Conditions, *J. Am. Chem. Soc.*, 2017, **139**, 12125–12128.
- A. M. Fracaroli, H. Furukawa, M. Suzuki, M. Dodd, S. Okajima, F. Gándara, J. A. Reimer and O. M. Yaghi, Metal-Organic Frameworks with Precisely Designed Interior for Carbon Dioxide Capture in the Presence of Water, *J. Am. Chem. Soc.*, 2014, **136**, 8863–8866.
- Y. K. Hwang, D.-Y. Hong, J.-S. Chang, S. H. Jhung, Y.-K. Seo, J. Kim, A. Vimont, M. Daturi, C. Serre and G. Férey, Amine Grafting on Coordinatively Unsaturated Metal Centers of MOFs: Consequences for Catalysis and Metal Encapsulation, *Angew. Chem., Int. Ed.*, 2008, **47**, 4144–4148.
- S. Choi, T. Watanabe, T.-H. Bae, D. S. Sholl and C. W. Jones, Modification of the Mg/DOBDC MOF with Amines to Enhance CO<sub>2</sub> Adsorption from Ultradilute Gases, *J. Phys. Chem. Lett.*, 2012, **3**, 1136–1141.
- E. S. Sanz-Pérez, C. R. Murdock, S. A. Didas and C. W. Jones, Direct Capture of CO<sub>2</sub> from Ambient Air, *Chem. Rev.*, 2016, **116**, 11840–11876.
- T. M. McDonald, W. R. Lee, J. A. Mason, B. M. Wiers, C. S. Hong and J. R. Long, Capture of Carbon Dioxide from Air and Flue Gas in the Alkylamine-Appended Metal-Organic Framework mmen-Mg<sub>2</sub>(dobpdc), *J. Am. Chem. Soc.*, 2012, **134**, 7056–7065.
- P. J. Milner, J. D. Martell, R. L. Siegelman, D. Gygi, S. C. Weston and J. R. Long, Overcoming double-step CO<sub>2</sub> adsorption and minimizing water co-adsorption in bulky diamine-appended variants of Mg<sub>2</sub>(dobpdc), *Chem. Sci.*, 2018, **9**, 160–174.
- E. J. Kim, R. L. Siegelman, H. Z. H. Jiang, A. C. Forse, J.-H. Lee, J. D. Martell, P. J. Milner, J. M. Falkowski, J. B. Neaton, J. A. Reimer, S. C. Weston and J. R. Long, Cooperative carbon capture and steam regeneration with tetraamine-appended metal-organic frameworks, *Science*, 2020, **369**, 392–396.
- T. M. McDonald, J. A. Mason, X. Kong, E. D. Bloch, D. Gygi, A. Dani, V. Crocellà, F. Giordano, S. O. Odoh, W. S. Drisdell, B. Vlasisavljevich, A. L. Dzubak, R. Poloni, S. K. Schnell, N. Planas, K. Lee, T. Pascal, L. F. Wan, D. Prendergast, J. B. Neaton, B. Smit, J. B. Korrigh, L. Gagliardi, S. Bordiga, J. A. Reimer and J. R. Long, Cooperative insertion of CO<sub>2</sub> in diamine-appended metal-organic frameworks, *Nature*, 2015, **519**, 303–308.
- E. J. Kim, R. L. Siegelman, H. Z. H. Jiang, A. C. Forse, J.-H. Lee, J. D. Martell, P. J. Milner, J. M. Falkowski, J. B. Neaton, J. A. Reimer, S. C. Weston and J. R. Long, Cooperative carbon capture and steam regeneration with tetraamine-appended metal-organic frameworks, *Science*, 2020, **369**, 392–396.
- R. L. Siegelman, T. M. McDonald, M. I. Gonzalez, J. D. Martell, P. J. Milner, J. A. Mason, A. H. Berger, A. S. Bhowm and J. R. Long, Controlling Cooperative CO<sub>2</sub> Adsorption in Diamine-Appended Mg<sub>2</sub>(dobpdc) Metal-Organic Frameworks, *J. Am. Chem. Soc.*, 2017, **139**, 10526–10538.
- J. G. Vitillo and S. Bordiga, Increasing the stability of Mg<sub>2</sub>(dobpdc) metal-organic framework in air through solvent removal, *Mater. Chem. Front.*, 2017, **1**, 444–448.
- M. N. Dods, S. C. Weston and J. R. Long, Prospects for Simultaneously Capturing Carbon Dioxide and Harvesting Water from Air, *Adv. Mater.*, 2022, **34**, 2204277.

