


Cite this: *RSC Adv.*, 2023, 13, 32627

Thermal, photonic, and electrocatalysis in lignin depolymerization research

Wang Ziwei,^{abc} Shu Hao,^{abc} Chen Yizhen,^{abc} Liu Ben,^{abc} Xu Yaowei,^{abc}
Wang Wanxia,^{abc} Wang Kaiyue,^a Lei Mengheng,^{abc} Guo Li^{id}*^d and Wang Lei*^e

In order to realize a sustainable bio-based future, it is essential to fully harness the potential of biomass, including lignin – a readily available biopolymer that ranks second in abundance and serves as a renewable source of aromatics. While lignin has traditionally been used for lower-value applications like fuel and power generation, unlocking its higher-value potential through diverse conversion and upgrading techniques is of paramount importance. This review focuses on the catalytic conversion of lignin, with a specific emphasis on selective depolymerization, a process that not only supports economically and environmentally sustainable biorefineries but also aligns with Green Chemistry principles, mitigating adverse environmental impacts. Furthermore, we provide a comprehensive discussion of reaction pathways and mechanisms, including C–O and C–C bond cleavage, among different catalysts. Lastly, we analyze and briefly discuss the prospects of rational catalyst design in biomass valorization.

Received 10th October 2023

Accepted 31st October 2023

DOI: 10.1039/d3ra06880c

rsc.li/rsc-advances

1. Introduction

Petroleum has been the driving force behind human advancement ever since the industrial revolution, providing us with energy, fuels, and essential chemical feedstocks. However, the extensive global utilization of this fossil resource has not been without consequences, as highlighted by the findings of the Intergovernmental Panel on Climate Change (IPCC). Elevated concentrations of greenhouse gases (GHGs) in the atmosphere pose a growing threat, leading to alterations in climate and weather patterns.¹ These changes manifest as global warming, rising sea levels, ocean acidification, and detrimental impacts on biodiversity and essential ecosystem services. The environmental harm has grown as a result of drilling and extraction activities expanding into increasingly fragile locations. Furthermore, our dependence on energy and the unpredictable access to oil supplies have been associated with global economic and political conflicts. Substituting finite, non-renewable fossil oil with biomass as the primary source of chemicals and fuels represents a substantial stride towards

mitigating these issues. Biomass, created through the process of photosynthesis, assimilates carbon from the atmosphere (already part of the biospheric carbon cycle) and captures solar energy within chemical bonds. Consequently, utilizing fuels and chemicals derived from biomass essentially operates within a “closed circuit” of the biospheric carbon cycle, as opposed to introducing “open circuit” fossil carbon emissions that contribute to heightened climate change rates.² Furthermore, as an additional advantage of this low-carbon “circular economy,” when practiced sustainably, plant biomass has the potential to not only capture but also partially sequester atmospheric CO₂, thereby assisting in mitigating the environmental consequences of greenhouse gas emissions.

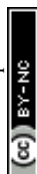
At present, a variety of technologies are being utilized to convert biomass and waste streams into valuable products through thermal, biological, or chemical processes.³ Lignin, constituting the second most naturally abundant biopolymer in plant cell walls, ranks only behind cellulose in terms of abundance.⁴ Despite this, lignin, which is one of the three principal components of biomass, is typically either incinerated for process heat or integrated into animal feed, where it remains largely indigestible. Therefore, catalytic conversion to promote the valorization of lignin represents a viable approach for generating high-value chemicals. For example, lignin as well as its analogs/fragments also acts as antiviral compounds, showing inhibition against SARS-CoV-2 main protease.⁵ Besides, Lignin is a highly intricate macromolecule characterized by its extensive network of aromatic rings linked through both ether (C–O–C) and carbon–carbon (C–C) bonds. Typically, lignin is depolymerized to yield straightforward aromatic lignin

^aChina Tobacco Hubei Industrial Co., Ltd, Wuhan 430040, China

^bHubei Xinye Reconstituted Tobacco Development Co., Ltd, Wuhan 430056, China

^cApplied Technology Research of Reconstituted Tobacco Hubei Province Key Laboratory, Wuhan 430040, China

^dKey Laboratory of Hubei Province for Coal Conversion and New Carbon Materials, School of Chemistry and Chemical Engineering, Wuhan University of Science and Technology, Heping Avenue 947, Wuhan 430081, China. E-mail: guoli@wust.edu.cn; Tel: +86-027-6886-2335

^eHubei Provincial Key Laboratory of Green Materials for Light Industry, Hubei University of Technology, Wuhan 430068, China. E-mail: wanglei@hbut.edu.cn


monomers, which are compatible with existing industrial processes. Subsequently, these lignin monomers often undergo further refinement to transform them into high-value chemicals and fuels, suitable for a wide range of applications, including the pharmaceutical, chemical, and spice industries, among others (see Fig. 1).

In this context, we build upon our previous review and delve into model compound studies, which are often employed as tools to advance our comprehension of catalytic enhancements in the depolymerization of lignins. We begin by exploring the eco-friendly and sustainable aspects of catalysis, offering a concise overview of mechanisms involved in catalytic biomass transformation. Next, we summarize various upstream methods utilized for the depolymerization of lignin, including thermal, photonic, and electrical techniques (Fig. 2). Subsequently, we offer a critical assessment of the impact of catalyst structure on product distribution during pyrolysis and provide insight into the design of an efficient catalyst.

2. Thermalcatalytic transformation of lignin

Thermal catalytic depolymerization, as we are aware, presents a compelling challenge due to the structural complexity and recalcitrance of this aromatic biopolymer. Lignin is intricately bound together by robust C–C and C–O bonds.⁶ The most prevalent linkages are illustrated in Fig. 3. Extensive efforts have been directed towards selectively cleaving the C–O bonds within the β -O-4 ether bond, constituting approximately 50% of all linkages. The cleavage of this particular linkage requires energy ranging from 68.2 to 71.8 kcal mol⁻¹, contingent upon the substitution pattern. Additionally, competing ring hydrogenation reactions may reduce selectivity during lignin depolymerization. Consequently, the design of efficient and highly selective catalyst systems poses a substantial challenge.

Single atoms and metal nanoparticles exhibit exceptional hydrogenation or hydrogenolysis capabilities, making them promising catalysts for lignin depolymerization.⁷ Lercher *et al.* conducted a study where they synthesized a series of supported

Ni/SiO₂ catalysts using the deposition precipitation method.⁸ The rate of C–O bond cleavage increased as the size of the Ni particles increased within the range of 4.5–5.9 nm. However, when the particle size was further increased to 8.0 nm, the reaction rate decreased. Kinetic studies on the conversion of 2-phenylethyl phenyl ether (β -O-4) demonstrated the selective cleavage of the C–O–C bond occurred at the aliphatic carbon position, resulting in the production of phenol and ethylbenzene (see Fig. 4). The reaction of benzyl phenyl ether (α -O-4) on Ni/SiO₂ indicated hydrogenolysis of benzyl phenyl ether to toluene and phenol. However, the cleavage of diphenyl ether (4-O-5) exhibited a different reaction mechanism compared to α -O-4 and β -O-4, with hydrogenolysis and hydrogenation occurring sequentially. Apart from the size of the metal nanoparticles, the properties of the support material also play a significant role in catalytic activity. Esposito *et al.* reported a TiN–Ni nanocomposite catalyst for C–O bond cleavage under relatively mild conditions in a fixed-bed reactor.⁹ To balance Fermi levels, electrons flow from Ni to the TiN side, resulting in electron-deficient Ni. This promotes the coordination of oxygen from ether linkages and accelerates the hydride transfer to the arene during reductive elimination. Moreover, comparing Ni/SiO₂ and TiN–Ni, it was found that using TiN, there is a strong interaction between Ni species and the TiN support, which benefits the hydrogenolysis process of lignin.^{8,9}

In the catalytic hydrolysis of lignin, there is a potential for a synergistic effect between different metals to improve the conversion of lignin into monomeric aromatic chemicals by enhancing H₂ and substrate activation.¹⁰ Yan *et al.* conducted research involving a series of NiM (M = Ru, Rh, and Pd) bimetallic catalysts for the hydrogenolysis of lignin under mild conditions (130 °C, 10 bar H₂). Their study proposed that the incorporation of Ru facilitated the reduction of Ni, leading to the formation of ultrasmall bimetallic catalyst particles and enhancing the C–O hydrogenolysis process. Besides, an elevated proportion of fraction of surface atoms (compared with Ni), which heightened activation of H₂ and substrates. Meanwhile, Ru in the NiRu bimetallic catalyst may inhibit benzene ring hydrogenation.

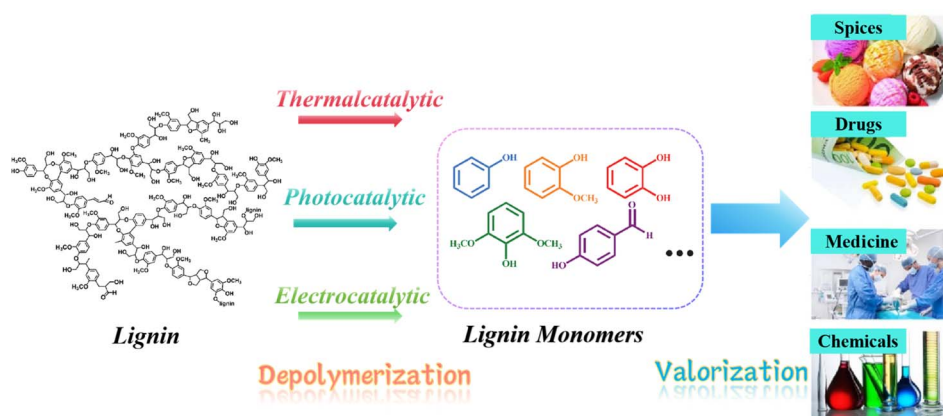


Fig. 1 Catalytic lignin depolymerization pathways for utilization.



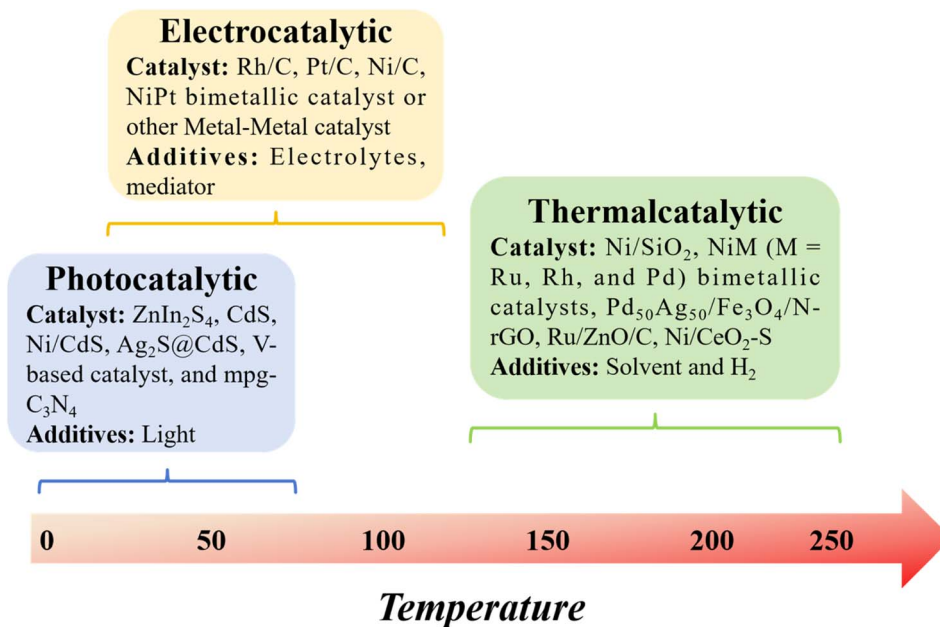


Fig. 2 Comparison of thermal, photonic, and electrocatalysis in lignin depolymerization.

In addition to the aforementioned Ni-based supported catalysts, catalysts have garnered significant attention in the development of lignin depolymerization methods, particularly in the reductive cleavage of C–O bonds. For example, Samec's group reported an efficient, robust, and environmentally friendly redox-neutral cleavage of β -O-4' ether linkages in 2-aryloxy-1-arylethanol ethers using recyclable and commercially available Pd/C catalyst, resulting in high to excellent yields of aryl ketones and phenols.¹¹ The proposed reaction mechanism suggests that both the hydrogens at the α and β positions of β -O-

4' ethanolyryl ethers participate in the hydrogenolysis of 2-aryloxy-1-arylethanol. The reaction initiates with a reversible dehydrogenation of **1**, producing **4** and chemically adsorbed hydrogen on Pd/C (see Fig. 5). The basic medium may facilitate ketoenol tautomerization, thus promoting the adsorption of **4** onto the palladium surface to form **C**. Following a Horiuti–Polanyi-type mechanism, this methodology proceeds through a unique low-energy-barrier pathway (12 kcal mol^{−1}) for the cleavage of the lignin C–O bond *via* an initial dehydrogenation step.

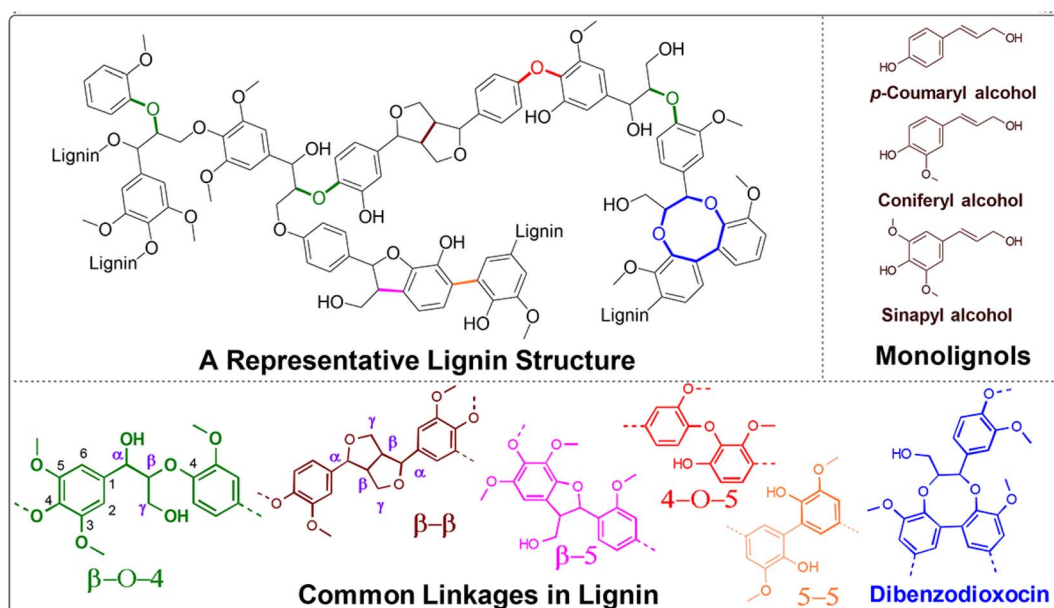


Fig. 3 A representative lignin structure displaying typical lignin subunits and linkages encountered.

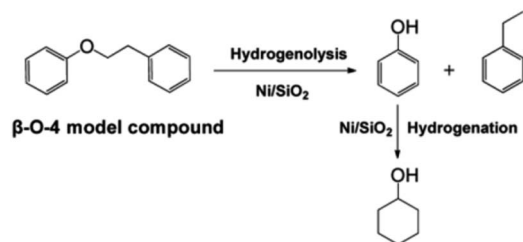


Fig. 4 Reaction pathway for the cleavage of 2-phenylethyl phenyl ether (the model compound for the β -O-4 linkage in lignin) over Ni/SiO₂ in the aqueous phase. Adapted from ref. 8 with permission. Copyright 2012 American Chemical Society.

To effectively depolymerize and convert lignin model compounds, Kim *et al.* reported bimetallic PdAg catalyst supported on Fe₃O₄/nitrogen-doped reduced graphene oxide (N-rGO) and applied in the hydrogenolysis of β -O-4 and α -O-4 C-O model compounds.¹² It was noted in this regard that Pd₅₀Ag₅₀/Fe₃O₄/N-rGO catalyst could accelerate the selective hydrogenolysis of β -O-4 and α -O-4 C-O model compounds *via* the H₂ produced *in situ* from formic acid with high selectivity at

120 °C (Fig. 6). Bifunctional catalysts exhibit a synergistic influence on catalytic processes, simultaneously mitigating decarbonylation through steric hindrance and electronic effects while effectively reducing condensation reactions in the depolymerization process.¹³ Some bimetallic surfaces composed of 3d transition metals (like Fe, Ni, Cu, and Zn) in conjunction with noble metals (such as Ru, Pt, and Pd) exhibit a noteworthy shift of the D-band center towards the Fermi level, highlighting enhanced activation capabilities of these bifunctional catalysts.¹⁴ Recently, Li and co-workers reported a bimetallic Ru/Zn@Beta catalyst for efficiently depolymerizing Kraft lignin *via* the Lewis-acid (Zn) and the hydrogen evolution site (Ru). In particular, as-fabricated 5% Ru/Zn(1:2)@Beta catalyst exhibited the excellent catalytic performance, an optimum yield of 96% ethyl acetate-soluble product was achieved after reacting at 290 °C for 9 h.

The atomic dispersion of metal sites represents a breakthrough in catalyst design, enabling enhanced atomic utilization and catalytic activity.¹⁵ Song *et al.* reported an atomically dispersed Ru/ZnO/C catalyst, which exhibited excellent catalytic activity in the hydrogenolysis of C-lignin by cleaving C-O bonds within benzodioxane linkages.¹⁶ Analysis using HAADF-STEM

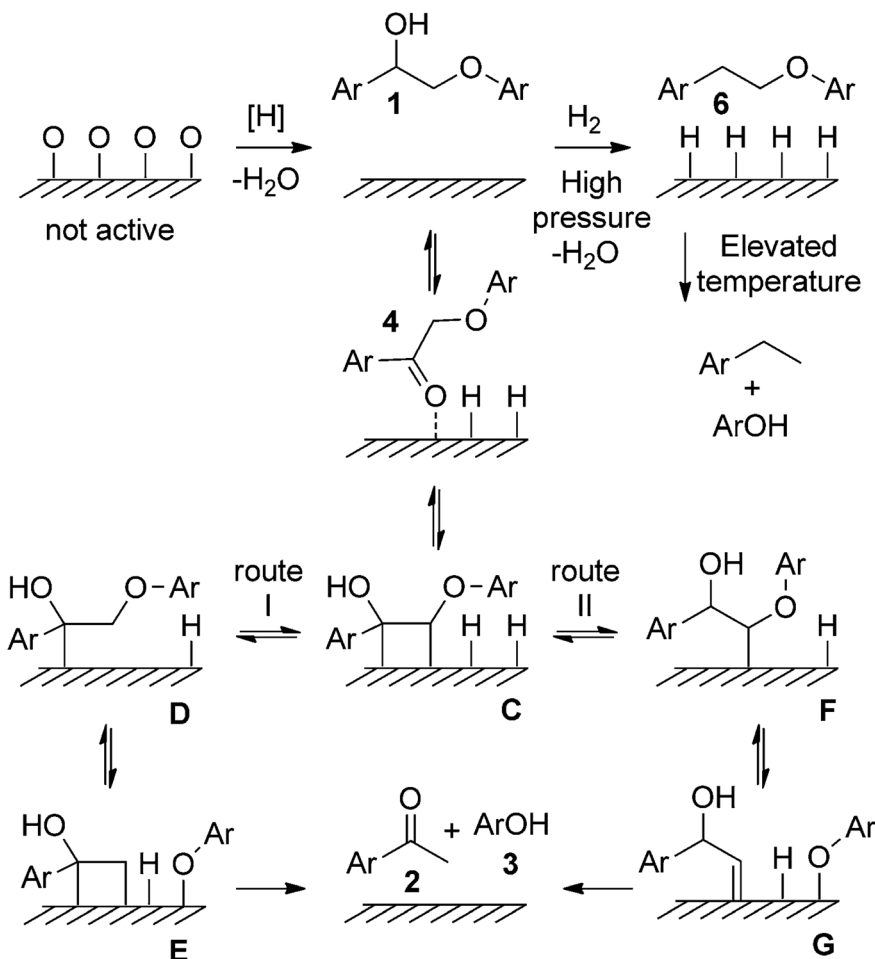


Fig. 5 Proposed reaction mechanisms for the redox neutral transfer hydrogenolysis of 1. Metal atoms are depicted by surface for clarity. Adapted from ref. 11 with permission. Copyright 2015 Wiley-VCH.



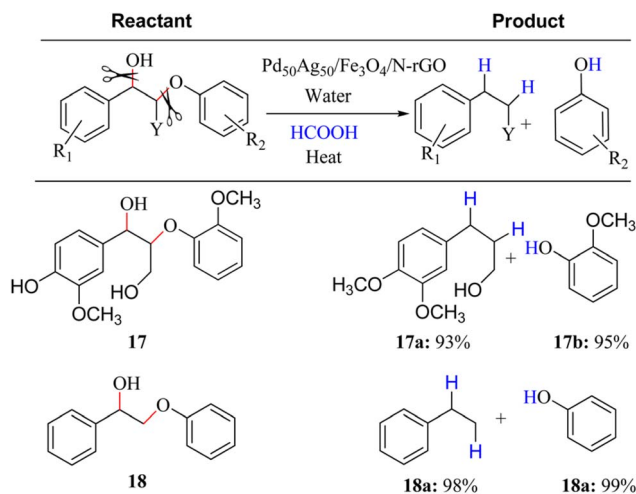


Fig. 6 Selective hydrogenolysis reactions of β -O-4 linkage model aryl C-O group with formic acid over $\text{Pd}_{50}\text{Ag}_{50}/\text{Fe}_3\text{O}_4/\text{N-rGO}$ catalyst. Reactant (0.1 mmol), formic acid (3.5 equiv.), catalyst (50 mg), time 3 h, temperature 120 $^{\circ}\text{C}$; conversion and yield are based on NMR analysis using decane (0.1 mmol) as an internal standard. At least two measurements were taken for an average yield. In all cases complete conversion of β -O-4 linkage aryl C-O group was achieved. Adapted from ref. 12 with permission. Copyright 2015 American Chemical Society.

and XAFS techniques revealed that the Ru species were distributed either in clusters or as individual atoms. This catalyst efficiently cleaved all C-O bonds within benzodioxane structures while selectively avoiding the reduction of C=C bonds, thus preferentially depolymerizing C-lignin biopolymer into propenylcatechol. A recent advancement in synthetic chemistry involves the creation of isolated single-atom sites (ISAS) dispersed on a variety of support materials. Li *et al.* found that Ni nanoparticles (NiNPs) deposited on CeO_2 with oxygen vacancies (O_v) exhibit remarkable activity and selectivity in the hydrogenolysis of C-O bonds in diphenyl ether (DPE),¹⁷ a lignin model compound. In contrast, single-site Ni (SSNi) displays negligible reactivity in the same reaction (Fig. 7). The Ni/ CeO_2 catalyst containing NiNPs demonstrates an impressive turnover frequency (TOF) of up to 3486 h^{-1} , particularly when using a 1.5-Ni/ CeO_2 ratio. The overall activity of Ni/ CeO_2 increases as the proportion of NiNPs rises, as they play a pivotal role in the adsorption and activation of both H_2 and DPE. Notably, the adsorption of DPE on NiNPs is more influential for DPE hydrogenolysis compared to H_2 adsorption. Most importantly, the activity for DPE hydrogenolysis experiences a significant enhancement with increasing oxygen vacancy (O_v) levels in Ni/ CeO_2 .

3. Photocatalytic transformation of lignin

Solar energy stands out as the most abundant natural energy source, with the potential to provide over a thousand times the total global energy consumption. However, its diffuse and intermittent nature presents challenges, making direct

utilization a formidable task. Hence, there's an increasing need to develop technologies that efficiently convert solar energy into chemically stored and readily useable energy forms. In the past decade, emerging photocatalytic technology has evolved into a potent tool for converting biomass and its platform molecules into valuable products under relatively mild conditions.¹⁸

Photocatalytic transfer hydrogenolysis was initially developed to cleave the β -O-4 linkage. This process involves the abstraction of a hydrogen atom from the benzylic alcohol, which is then transferred to break the aliphatic ether bond. Wang *et al.* introduced a novel self-hydrogen transfer hydrogenolysis method using a heterogeneous ZnIn_2S_4 photocatalyst to directly convert both model and organosolv lignin into valuable phenolic products (see Fig. 8).¹⁹ Under visible light exposure, an initial dehydrogenation process occurs, converting interlinking $\text{C}_\alpha\text{H-OH}$ groups to $\text{C}_\alpha=\text{O}$, creating what is referred to as a "hydrogen pool" on the ZnIn_2S_4 photocatalyst. Subsequently, the adsorbed hydrogen within this "hydrogen pool" is transferred to the $(\text{O}=\text{C}_\alpha)\text{C}_\beta\text{-O}$ bond, leading to the cleavage of ether bonds. Lignin itself serves as a hydrogen source for this process, and while additional alcohols can act as hydrogen donors and enhance the reaction, they are not strictly necessary. With this groundbreaking approach, impressive yields ranging from 71% to 91% have been achieved for phenols and acetophenones derived from lignin β -O-4 models. Moreover, a substantial mass yield of 10% was obtained for *p*-hydroxyl acetophenone derivatives from dioxanesolv poplar lignin. This photocatalytic CTH (catalytic transfer hydrogenolysis) reaction deviates from the thermal catalytic transfer hydrogenolysis process, where the $\text{H}^{\delta+}$ of α -OH typically transfers to phenol, maintaining its polarity if the CTH follows a monohydride mechanism. However, in this specific instance, the $\text{H}^{\delta+}$ of α -OH ultimately transfers to acetophenone with an $\text{H}^{\delta-}$ form. This phenomenon suggests that during photocatalysis, there may be a reversal in the polarity of $\text{H}^{\delta+}$ from α -OH to $\text{H}^{\delta-}$. Consequently, the $\text{H}^{\delta-}$ is transferred to acetophenone instead of phenol, likely due to the smaller electronegativity of carbon in comparison to oxygen within the $\text{C}_\beta\text{-O}$ bond. A similar reversal in polarity of $\text{H}^{\delta-}$ for α -CH also occurs during the photocatalytic reaction, indicating that this photocatalytic transfer hydrogenolysis process may involve a polarity reversal in the abstracted hydrogen species.

The concept of "lignin-first," which involves the initial catalytic conversion of native lignin present in biomass, offers an exciting opportunity to utilize complete lignocellulosic biomass more efficiently. This approach has recently gained significant interest and attention. Wang *et al.* have developed an efficient solar energy-driven lignin-first approach for the fractionation and valorization of lignocellulosic biomass catalyzed by CdS quantum dots (QDs). These CdS QDs cleave the β -O-4 bond at room temperature under visible light, following an electron-hole coupled (EHCO) mechanism *via* a C_α radical intermediate.²⁰ As depicted in Fig. 9, the $\text{C}_\alpha\text{-H}$ bond cleavage has the least positive oxidative potential (1.1 V *versus* SHE), indicating that the $\text{C}_\alpha\text{-H}$ bond is the first to break upon oxidation by holes. Furthermore, the valence band maximum (VBM) of CdS (1.7 V *versus* SHE) is more positive than the

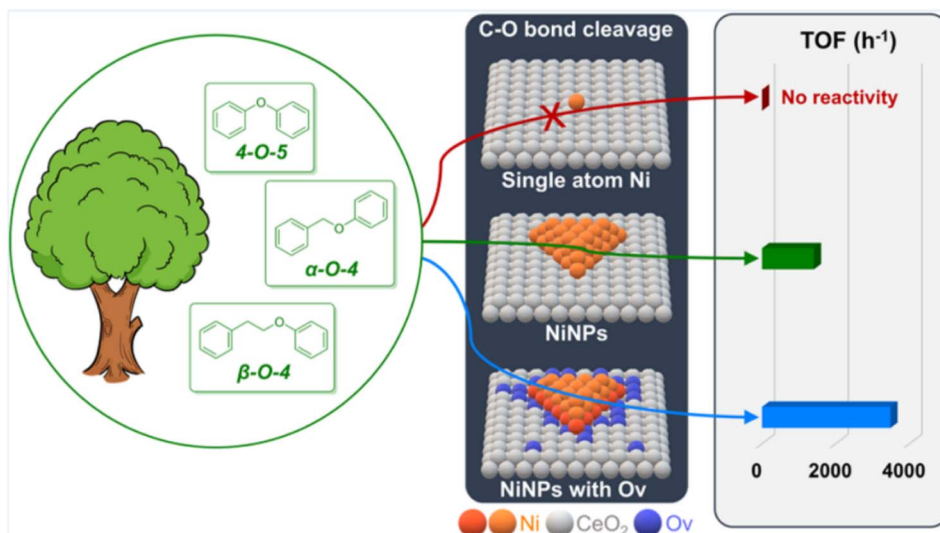


Fig. 7 Comparison of catalyst activity of different sizes. Adapted from ref. 17 with permission. Copyright 2023 American Chemical Society.



Fig. 8 Visible-light-driven fragmentation of lignin β -O-4 models and dioxanesolv lignin. Adapted from ref. 19 with permission. Copyright 2017 American Chemical Society.

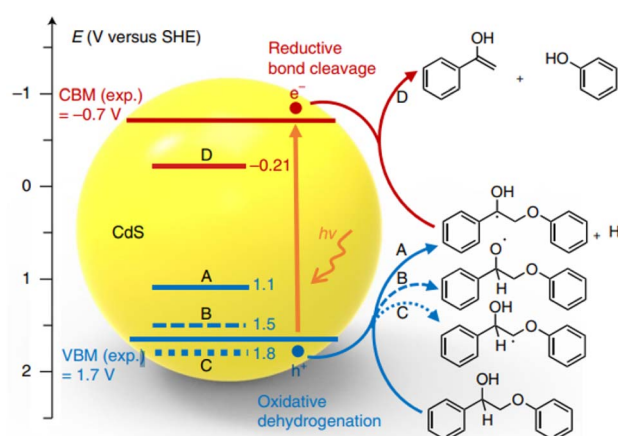


Fig. 9 Potentials of oxidative dehydrogenation of PP-ol via three different paths (A, B, C) and potential of reductive cleavage of β -O-4 bond in the C_α radical intermediate (D) against the positions of VBM and CBM of CdS. Experimental values of VBM and CBM were obtained through UV-visible and electrochemical measurements of bulk CdS. Adapted from ref. 20 with permission. Copyright 2018 Springer Nature.

oxidative potential of the C_α -H bond. Therefore, the photoexcited hole can effectively oxidize PP-ol into the C_α radical. Computational results confirm the experimental findings,

highlighting the crucial role played by the C_α hydrogen in the reaction. The colloidal nature of quantum dots (QDs) promotes close contact with the solid biomass substrate. This enhanced interaction improves the accessibility of β -O-4 linkages in biomass to the catalyst, thereby enabling the efficient conversion of native lignin into aromatic monomers under mild reaction conditions.

Sun *et al.* employed ultrathin 2D cocatalysts (Fe, Co, Ni, or Cu) supported on CdS nanosheets for both alcohol oxidation and H_2 evolution under visible light irradiation.²¹ Solar-driven hydrogen (H_2) production using semiconductor/co-catalyst systems is widely considered a promising approach for transforming and storing intermittent solar energy as H_2 . As a result, they combined oxidative biomass valorization with solar-driven H_2 production using semiconductor/co-catalyst systems, achieving the oxidative photocleavage of lignin model compounds in highly selective ways. Mechanistic studies (see Fig. 10) revealed that the excited holes generated in Ni/CdS through visible light irradiation were capable of oxidizing the C_α -OH group in compound 5, leading to the formation of the corresponding ketone product 6. It's important to note that the excited electrons on Ni/CdS promote the generation of adsorbed hydrogen species on the surface of Ni/CdS. These hydrogen species preferentially transfer to the C_β -O bond, resulting in the cleavage of the ether bond and the formation of acetophenone (7) and phenol (8).

The photogenerated electron and hole can effectively and simultaneously react with reductants and oxidants to enable one-step redox-neutral reactions are required. An Ag^+ -exchanged CdS photocatalyst (denoted as $Ag_2S@CdS$) is employed as an active visible-light-driven photocatalyst for lignin fragmentation. When Ag^+ is substituted for Cd^{2+} via low Ag^+ exchange, trace amounts of Ag^+ produce small Ag_2S domains on the surface of the CdS particles, which can induce electronic structure change. Therefore, the enhanced photocatalytic performance of $Ag_2S@CdS$ with small Ag_2S domains

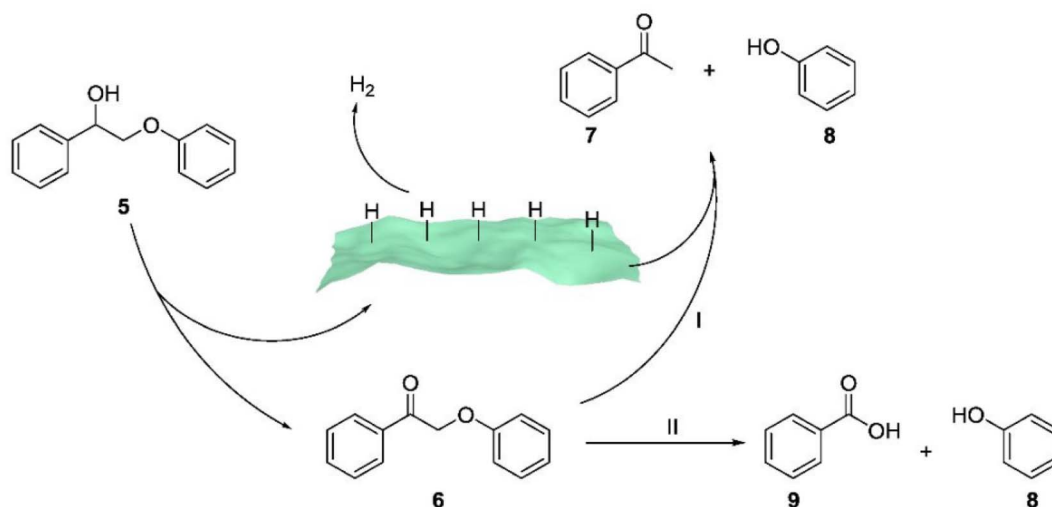


Fig. 10 Proposed mechanistic steps for the two pathways of the photocatalytic oxidation of 2-phenoxy-1-phenylethanol (**5**) on Ni/CdS to produce different products with high selectivity. 2-Phenoxy-1-phenylethanol (**6**) is yielded as the sole product in CH_3CN , which will be fully transformed to acetophenone (**7**) and phenol (**8**) in $\text{CH}_3\text{CN}/0.1\text{ M KOH}$ ($v/v = 2/8$) (pathway I) or benzoic acid (**9**) and phenol through a chemical oxidation (pathway II). Adapted from ref. 21 with permission. Copyright 2019 American Chemical Society.

the surface of the CdS particles is explored for the visible-light-driven fragmentation of lignin into the desired aromatic monomers.²² Typical n-type semiconductor characteristics *i.e.*, reduction by an electron in the conduction band (CB) is slower than oxidation by a hole, leading to the accumulation of electrons can account for the poor performance of the photocatalytic redox conversion of pristine CdS (Fig. 11). The Fermi level is rather close to the CB minimum in CdS, due to its characteristics of an n-type semiconductor. Upon an increase in the amount of exchanged Ag^+ , the Fermi level was gradually shifted downward toward the VB maximum. Under visible light irradiation, electrons in the VB are excited to the CB in CdS, occurring with simultaneous hole generation in the VB.

Consequently, the photoexcited electrons could effectively transfer from CdS to $\text{Ag}_2\text{S}@ \text{CdS}$ induced by the potential energy due to a downward shift in the Fermi level. This phenomenon accelerates the transfer of photoexcited electrons in the CB to the oxidized lignin model compounds for reductive cleavage. The increasing H^+ affinity can have a great effect on this process by assisting the electron transfer in the CB. Consequently, the photogenerated electrons and holes in $\text{Ag}_2\text{S}@ \text{CdS}$ would be efficiently separated, allowing them to reach the surface and simultaneously trigger the photocatalytic oxidation reaction at the VB and the reductive cleavage reaction at the CB.

Furthermore, hydrogen abstraction from the $\text{C}(\text{sp}^3)\text{-H}$ bond at the benzylic C_α atom to cleave the $\beta\text{-O-4}$ linkage has also been

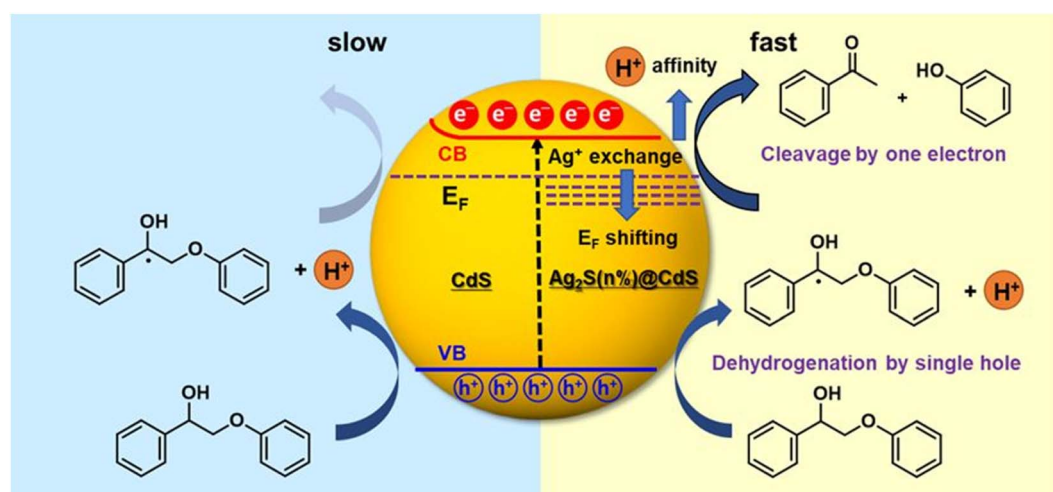


Fig. 11 Schematic representation comparing the simultaneous oxidative dehydrogenation and reductive cleavage of the $\beta\text{-O-4}$ bond in the C_α radical intermediate in $\text{Ag}_2\text{S}@ \text{CdS}$ (right) with the oxidative dehydrogenation and pinned Fermi level of CdS (left). Adapted from ref. 22 with permission. Copyright 2020 American Chemical Society.

successfully achieved. Density functional theory (DFT) calculations have shown that the bond dissociation energy (BDE) of the benzylic C $_{\alpha}$ -H bond is notably high, at 470 kJ mol⁻¹. In contrast, the BDEs of the C $_{\alpha}$ -H and C $_{\beta}$ -H bonds in the transient negative ion (TNI) [C₁₄H₁₄O]⁻ are considerably lower, at 250 kJ mol⁻¹ and 329 kJ mol⁻¹, respectively.^{26,23} Theoretical and experimental investigations have demonstrated that the intense electromagnetic near-field generated at illuminated plasmonic nanoparticles (NPs) promotes the chemisorption of the β -O-4 compound. Additionally, the transfer of photo-generated hot electrons from the NPs to the adsorbed molecules leads to hydrogen abstraction and the direct cleavage of the unreactive ether C $_{\beta}$ -O bond under moderate reaction conditions. This hydrogen abstraction significantly weakens the C $_{\beta}$ -O bond, facilitating its homolytic cleavage under mild conditions. Polar H $^{\delta-}$ species are extracted from alcohols on illuminated silver NPs. The relatively modest hydrogenation ability of these species enables the reductive cleavage of alkyl-aryl ether bonds, selectively generating unsaturated products like styrene, which is challenging to obtain through thermal catalytic reactions.

To achieve hydrogenolysis of aryl ethers under mild conditions without the need for H₂ gas, Li *et al.* developed a synergistic approach that combines photocatalytic hydrogen transfer with acid catalysis. This method enables the hydrogenolysis of diphenyl ether (DPE) using alcohol as a hydrogen donor at room temperature.²⁴ In this process, weakly coordinated Pt⁰ atoms and positively charged Pt species on the catalyst surface, when exposed to light irradiation, enhance surface electron availability and store more hydrogen species. This unique property is pivotal for efficient photocatalytic hydrogen transfer.

The reaction proceeds through the cleavage of the aryl C-O bond prior to the saturation of the aryl ring, not only facilitating the reduction of diphenyl ether (DPE) but also enabling the reduction of phenols and aryl alkyl ethers. The presence of acid is crucial to ensuring the highly selective cleavage of the aryl C-O bond. Density functional theory (DFT) calculations have revealed that the most stable adsorption modes of DPE and protonated DPE are co-planar adsorptions. The adsorption energy of DPE is slightly more negative than that of protonated DPE, suggesting that protonation weakens the adsorption of DPE slightly. The cleavage of the C-O bond in protonated DPE has a lower activation barrier (0.81 eV) compared to DPE (1.48 eV), and the formation of cleaved products from protonated DPE is more exothermic than that from DPE. Consequently, C-O bond cleavage is kinetically easier and more thermodynamically favorable after protonation. The activation of the C-O bond through protonation is further supported by the larger C-O bond length in the adsorbed state (1.46 Å) and transition state of protonated DPE (1.77 Å). These calculations align well with the experimental findings.

While the cleavage of C-O linkages in lignin can yield monomeric aromatics, it typically achieves a theoretical yield of no more than 50%. To achieve higher yields of monomeric products from lignin depolymerization, it's necessary to also cleave the interlinking C-C bonds. However, C-C bond cleavage is more challenging due to its non-polar and robust nature. Additionally, C-C bond cleavage may produce aldehydes, which

can react with phenolic aromatics, leading to re-condensation of products or intermediates and the formation of more recalcitrant structures under reaction conditions. Wang *et al.* employed vanadium catalysts to cleave the C-C bonds in β -1 and β -O-4 interlinkages present in lignin models under visible light irradiation.²⁵ The initiation of light irradiation triggers electron transfer from the substrate molecules to the vanadium center, leading to the cleavage of the C $_{\alpha}$ -C $_{\beta}$ bond and the formation of radical intermediates. Both non-phenolic and phenolic β -1 model compounds exhibit high conversion and selectivity in C $_{\alpha}$ -C $_{\beta}$ bond cleavage when using the VO(Oi Pr)₃ catalyst (see Fig. 12).

Heterogeneous photocatalysts have been developed to facilitate the cleavage of the C $_{\alpha}$ -C $_{\beta}$ bond in β -O-4 and β -1 linkages. A visible-light responsive mesoporous graphitic carbon nitride (mpg-C₃N₄) semiconductor was found to catalyze the fragmentation of both β -O-4 and β -1 lignin models by cleaving the C $_{\alpha}$ -C $_{\beta}$ bond under blue LED irradiation (λ = 455 nm) in the presence of O₂.²⁶ A proposed mechanism for the photodriven transformation of lignin molecule 1 using mpg-C₃N₄ as the catalyst is illustrated in Fig. 13.

When exposed to visible light irradiation, mpg-C₃N₄ becomes excited, generating holes and electrons separately in the valence and conduction bands. For the reactant molecule interacting with the mpg-C₃N₄ surface, a hydrogen atom from C $_{\beta}$ is abstracted due to the action of photo-generated holes and surface basic sites on mpg-C₃N₄, resulting in the formation of a C $_{\beta}$ -centered radical (A).²⁷ This radical further combines with O₂ and hydrogen to produce a peroxide intermediate C. Subsequent electron transfer in C, facilitated through a six-membered ring transition state, induces the cleavage of both the C $_{\alpha}$ -C $_{\beta}$ and O-O bonds, resulting in the formation of aromatic aldehyde and phenyl formate as the major products. Some of the aldehyde product can undergo further oxidation to form benzoic acid. On the other side, photogenerated electrons can reduce O₂ molecules to form the superoxide radical anion O₂^{•-}, which can deprotonate benzylic alcohol to produce the alkoxide anion and ultimately form byproduct 2.²⁸ Therefore, the construction of a novel and efficient multiphase photocatalytic system offers a new strategy for the photocatalytic cleavage of lignin models under visible light.

4. Electrocatalytic transformation of lignin

Lignin holds great promise as a valuable resource for producing renewable organic chemicals and fuels. In the context of a sustainable biorefinery, the valorization of lignin is crucial for improving the economic viability of overall biomass conversion processes.²⁹ Electrocatalysis and electrochemical processes are expected to play a significant role in lignin valorization because they offer the possibility of utilizing renewable electricity sources to produce "green" hydrogen (H₂) and other necessary reagents *in situ* for biomass conversion. Recent advancements in the electrocatalytic hydrogenation and hydrogenolysis of lignin derivatives, including oxygenated aromatic compounds,



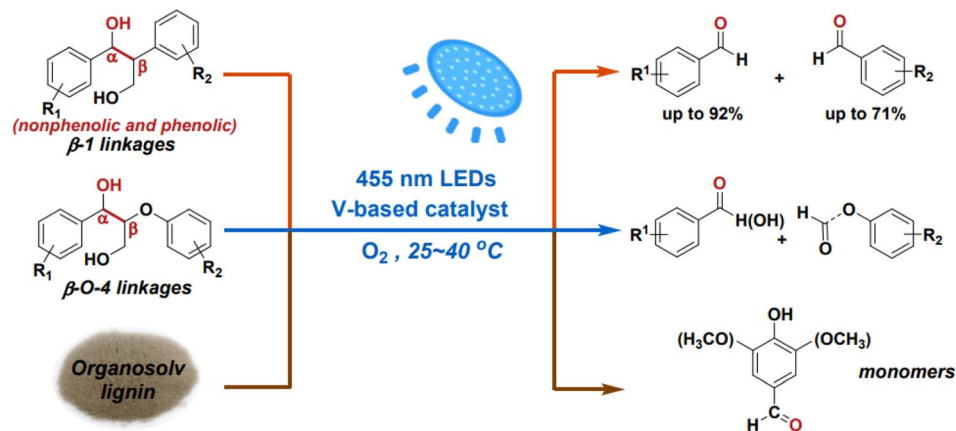


Fig. 12 Photocatalytic aerobic C_α – C_β bond cleavage of lignin linkages. Adapted from ref. 25 with permission. Copyright 2020 American Chemical Society.

present promising pathways for the synthesis of industrially relevant chemicals. For example, ketonealcohol (KA) oil, a mixture of cyclohexanone and cyclohexanol, can be produced for the manufacturing of nylon polymers. Electrocatalytic hydrogenation (ECH) has been employed in the electrocatalytic valorization of lignin-derived substrates or lignin itself in recent studies.

Electrocatalytic hydrogenation (ECH) is a process that operates with the influence of electricity at ambient temperature and

atmospheric pressure, eliminating the need for hydrogen gas or organic hydrogen donors. This characteristic makes it a promising method for lignin conversion.³⁰ However, the aqueous ECH process faces challenges related to competitive hydrogen evolution, which results in reduced faradaic efficiency. This issue significantly hampers the performance of ECH because the electrons are diverted from producing the desired target products to reducing proton ions, leading to the generation of hydrogen gas instead.

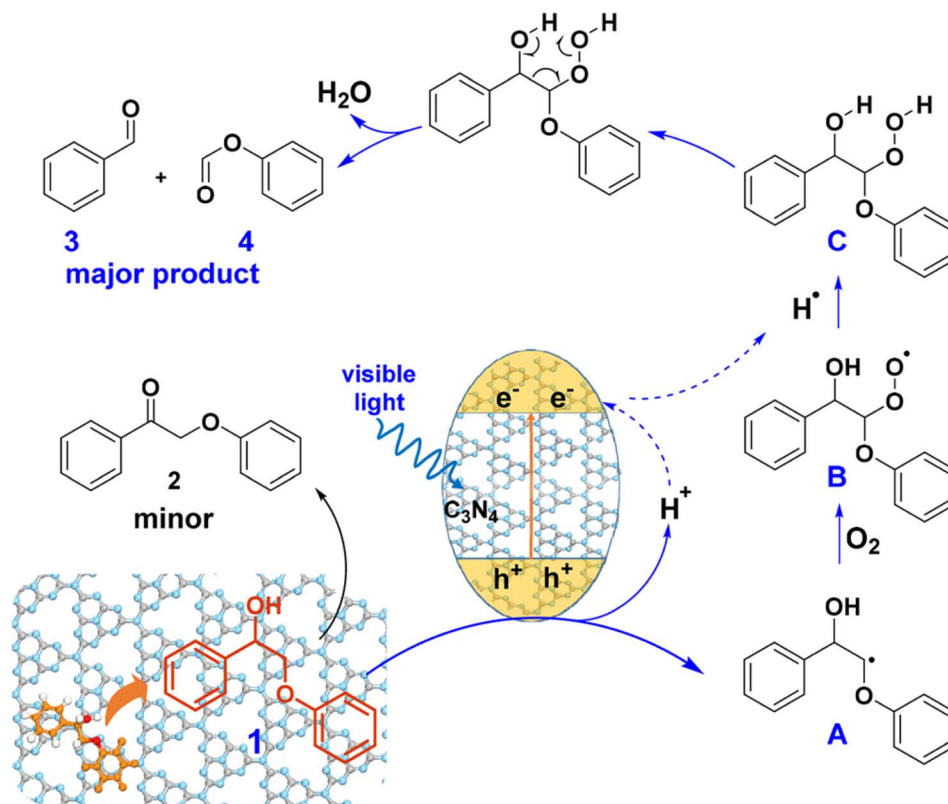


Fig. 13 Proposed mechanism of mpg- C_3N_4 catalyzed transformation of molecule 1. Adapted from ref. 26 with permission. Copyright 2018 American Chemical Society.

One of the reasons for this problem is the necessity for unsaturated substrates to travel long distances to reach the pores of the electrode where the noble metal catalyst is situated, and where the actual reaction occurs. Concurrently, active hydrogen species (H^*) can easily combine to form H_2 gas, which strongly inhibits the hydrogenation reactions. Despite the use of 3D porous electrodes with extensive surface areas in ECH, transport and kinetic diffusion limitations persistently hinder the reaction rate.³¹ Furthermore, conventional electrocatalytic techniques rely on conductive polymeric binders to attach active catalyst particles to the electrodes. This approach inherently leads to the loss of catalytic active sites and presents significant stability challenges for the adhered catalysts, especially when exposed to high operating current densities and the reaction solution. As a result of these factors, most ECH processes are known to operate at low current densities (around 40 mA cm^{-2}) with limited faradaic efficiency, typically falling within the range of 20–60%.³²

The ECH process offers several advantages, including: (i) greener hydrogen gas: it generates hydrogen gas internally and continuously from water splitting reactions, eliminating the need for an external hydrogen supply. (ii) Milder reaction conditions: ECH operates under lower temperature and pressure using aqueous electrolytes, eliminating the need for organic solvents and addressing issues related to catalyst deactivation due to coking. (iii) Cleaner process: it results in higher carbon recovery and produces useful by-products, such as hydrogen and oxygen gases. These by-products can be effectively utilized for fuel cell applications when implemented on a large scale. (iv) Simpler operation: ECH allows for the control of operating parameters, such as current/voltage input, making the process more controllable and adaptable to specific requirements.³³

Electrocatalyst preparation and application techniques involve the design of electrocatalytic materials. Noble metal catalysts like Pt, Pd, Ru, and Rh are commonly used components of electrode materials. For instance, Amouzegar *et al.* reported a Pt-supported Vulcan XC-72R catalyst with Teflon as the binding material, which exhibited higher selectivity and current efficiency (85%).³⁴ The superior performance in the electrocatalytic hydrogenation of phenol can be attributed to the enhanced adsorption of phenol on the catalyst surface.

Savado *et al.* discovered that the reaction is not sensitive to the Pt particle size, but the efficiency and selectivity are influenced by the electrode material, such as the presence of alloying components like Pt–Co/C.³⁵ Pt/C electrode is significantly more active than platinized platinum (Pt/Pt) electrode due to increased Pt electron density in its interaction with the carbon support, leading to a metal–support interaction effect that weakens the Pt–H bond. Additionally, the study of the reaction mechanism revealed that the rate-determining step (RDS) for the phenol electrocatalytic hydrogenation to cyclohexanol is the surface reaction between the adsorbed species, not the adsorption of phenol.

Song *et al.* also found that the electrocatalytic hydrogenation proceeds *via* a Langmuir-type mechanism in which surface hydrogen is produced by the reduction of protons when the

catalyst contacts the electrode, rather than H_2 dissociation as in thermal hydrogenation (Fig. 14).^{31c} In this mechanism, the electrocatalytic hydrogenation of phenol follows a Langmuir–Hinshelwood mechanism in which H^+ ions and the substrate are adsorbed on the catalyst metal particles. Upon contact with the electrode, protons are reduced, generating adsorbed hydrogen radicals that hydrogenate the adsorbed hydrocarbons.

To improve the liquid–solid mass transfer in electrochemical reactions, a stirred slurry electrochemical reactor (SSER) was developed. It can be used as a fluidized bed or a moving bed electrocatalytic reactor.³³ In the case of the neutral–acid pair, proton diffusion and migration through the membrane from the anolyte to the catholyte provide the protons required for electrocatalytic hydrogenation (ECH). Typically, the two major hydrogenation products are cyclohexanol and 2-methoxycyclohexanol. However, under constant cathode superficial current density (-182 mA cm^{-2}) and higher temperature (*e.g.*, 60°C), ECH favors a pathway that predominantly produces cyclohexanone (Fig. 15). The conversion pathways of guaiacol are influenced by temperature and cathode potential-dependent surface coverage of adsorbed hydrogen radicals generated through the electroreduction of protons.

Ruthenium is also an important hydrogenation catalyst, demonstrating remarkable catalytic activity in hydrogenation and hydrolysis reactions. Singh *et al.* reported a counterintuitive temperature effect in the electrocatalytic hydrogenation (ECH) of phenol (18 mM) over rhodium on carbon (Rh/C) at low cathode potentials (-0.15 to -0.45 V vs. RHE).³⁶ The phenol conversion reached a plateau (60–75%) at higher temperature (60°C) but almost 100% at room temperature (23°C), suggesting the possibility of thermal dehydrogenation of phenol species that could block the active sites. Additionally, lower H_{ads} (adsorbed hydrogen) coverage was observed at elevated temperatures (Fig. 16). The reaction rate is highly dependent on

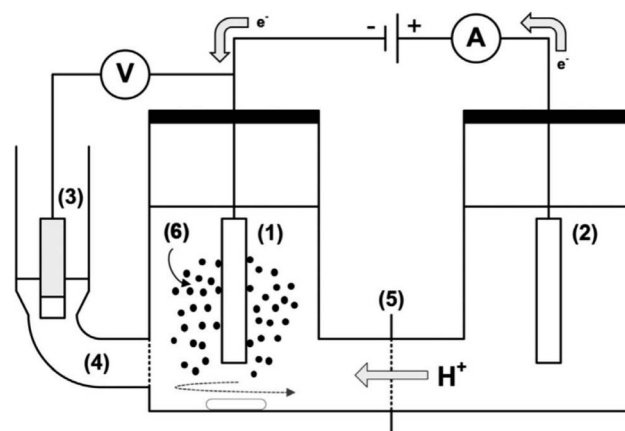


Fig. 14 A sketch of electrochemical cell setup (H-cell) for ECH of guaiacol and phenol: (1) cathode, (2) anode, (3) reference electrode (Ag/AgCl/3 M KCl), (4) fritted side compartment (Luggin probe) for reference electrode filled with 3 M KCl, (5) cation exchange membrane, and (6) catalyst slurry. Adapted from ref. 33 with permission. Copyright 2019 Wiley-VCH.



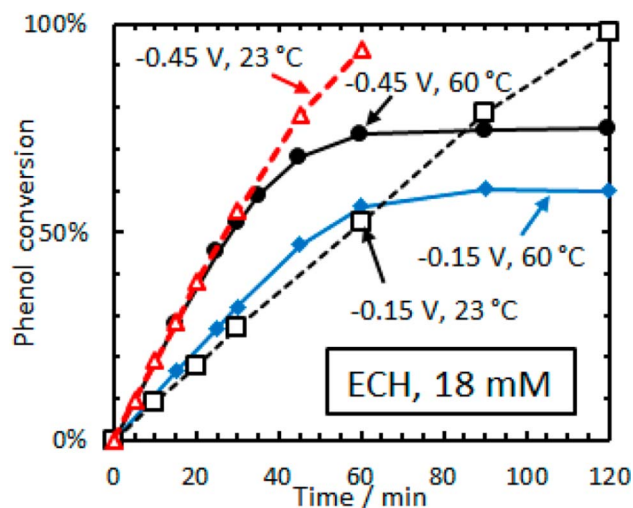


Fig. 15 Conversion versus time for ECH of phenol (18 mM) on 5 wt% Rh/C in aqueous acetate buffer. Adapted from ref. 36 with permission. Copyright 2016 American Chemical Society.

P_{H_2} , indicating that the H^* coverage is low and is determined by the steady-state balance between its adsorption rate to form H^* and the desorption rate of H^* to form H_2 . The observation that H^* is primarily removed as H_2 , even in ECH, is consistent with the low faradaic efficiency reported. Similarly, the cathode potential significantly affects the H_{ads} coverage, with ECH rates increasing faster than the rates of the hydrogen evolution reaction (HER) with increasingly negative potentials. This leads

to higher cyclohexanol production at room temperature (23 °C) using low phenol concentrations (16 mM).³⁷ At higher temperatures (30–50 °C) and higher phenol concentrations (105 mM) under potentiostatic control, cyclohexanol was also obtained as the most selective product in the ECH of phenol using H_2SO_4 (0.2 M) and 5 wt% Pt/C. Interestingly, the product distribution shifted to cyclohexanone under galvanostatic control ($j = -109 \text{ mA cm}^{-2}$) at a constant temperature (50 °C), demonstrating the influence of temperature-potential synergy on the H_{ads} coverage on the catalyst surface.

In addition to noble metals, certain base metal catalysts such as Ni, Fe, or Co have also demonstrated high activity in electrocatalytic hydrogenation. Zhou *et al.* achieved direct C–O cleavage without initial benzene ring saturation by using electrocatalytic hydrogenation (ECH) over skeletal Ni cathodes in a mild, aqueous process.³⁸ Two distinct cleavage mechanisms were identified: (a) dual-ring coordination and C–H activation: This mechanism involves the activation of two adjacent rings, leading to vicinal elimination to form phenol and a surface-bound aryne intermediate. The aryne intermediate is subsequently hydrogenated and released as the arene. (b) Surface binding in keto form: in this mechanism, the phenolic ring of hydroxy-substituted substrates binds to the catalyst surface in a keto form, followed by the direct displacement of the departing phenol.

As phenol is produced through the cleavage of phenoxyphe- nyl, its reabsorption is outcompeted by acetone adsorption, which blocks the sites responsible for converting phenol to cyclohexanol. Acetone, present as a co-solvent throughout the

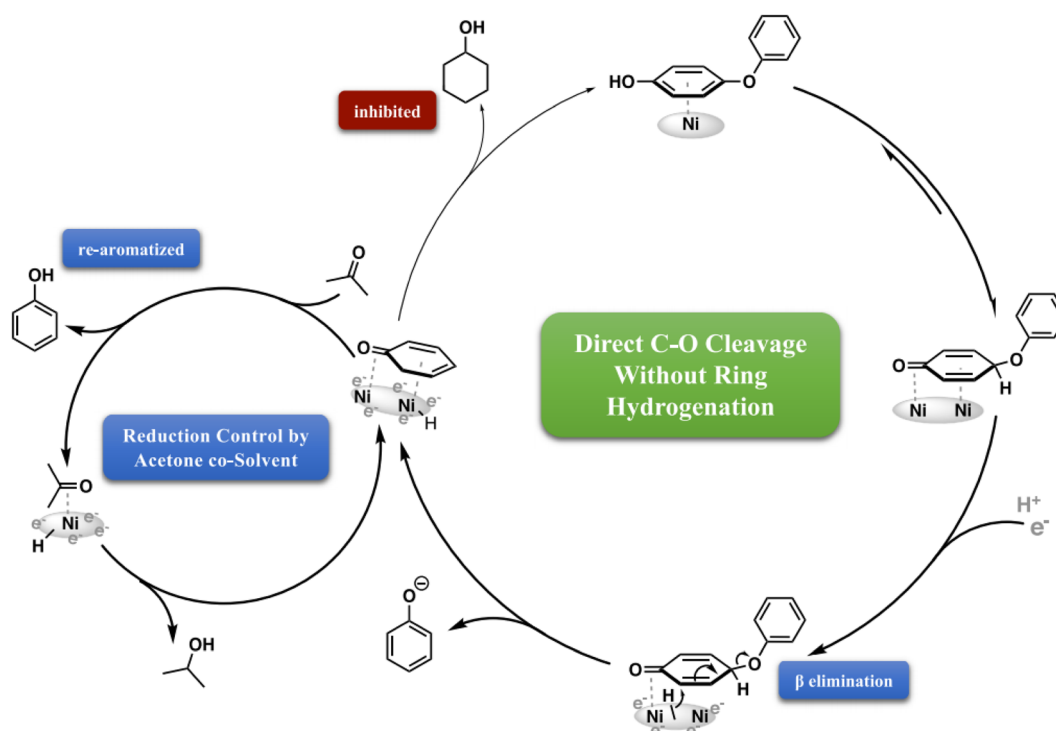


Fig. 16 Selective inhibition of aromatic ring reduction by acetone co-solvent. Schematic illustration of product selectivity control by the inclusion of acetone as a co-solvent during ECH of 4-phenoxyphenol. Adapted from ref. 38 with permission. Copyright 2022 Springer Nature.

reaction, slows down the cleavage of the ether C–O bond but does not completely inhibit it, as it does the phenol hydrogenation. A significant difference between these two processes lies in the energy barrier for the reaction. Cleavage of the phenoxide requires only one H₂ equivalent and is favored by an increase in entropy. However, reducing the bound phenol necessitates the transfer of three H₂ equivalents, breaking the aromaticity and strong surface binding of the phenol ring. As a result, acetone selectively inhibits phenol monomer reduction, allowing intentional control over the choice of saturated or aromatic monomers.³⁸

Multimetallic catalysts are well-known for their ability to fine-tune catalytic performance due to their versatility in compositional, electronic, and geometric properties.³⁹ Various metal elements have been extensively studied for their potential in constructing multimetallic catalysts, which find applications in both electrocatalytic and thermocatalytic reactions.

For instance, Wu *et al.* have developed an innovative integration approach using nitrogen-doped hierarchically porous carbon (NHPC) as a support material.⁴⁰ They designed and synthesized NiPt and FeRu catalysts, which, when supported by NHPC, exhibit remarkable efficiency and selectivity as cathode and anode catalysts. These catalysts achieve selectivity rates of over 99.9% for both cyclohexanone and benzoquinone production. Experimental and theoretical studies suggest the following reaction mechanism: (1) phenol molecules are initially adsorbed onto the surface of the NiPt NPs in the catalytic system. (2) Under electrostatic attraction, the phenolic hydroxyl-group-derived proton transfers to the NiPt NPs. (3) The aromatic ring is activated by the proton dissociated from the HSO⁴⁻ anion, leading to the fast tautomerization of the adsorbed phenol molecule into 2,4-cyclohexadienone. (4) Reduction is initiated by the attack of an electron on the C^{δ+} site of the conjugated ethylene bonds in 2,4-cyclohexadienone. (5) Proton transfer occurs to the C^{δ-} site. (6) Charge redistribution takes place in the resulting species, where new C^{δ+} and C^{δ-} sites accept the transfer of the second electron and second proton. (7) The ethylene bond in 3-cyclohexenone reacts with two electrons and two protons based on the above reduction pathway, ultimately yielding the cyclohexanone product. Compared to the commercial Pt/C catalyst, the alloyed NiPt NPs have a higher electron cloud density on active Pt sites due to the electron transfer from Ni to Pt. This prevents the adsorption of the carbonyl on the NiPt NPs and avoids the further reduction of the cyclohexanone product, resulting in enhanced catalytic performance.

5. Summary and outlook

Lignin, a natural resource rich in potential, holds promise for the production of valuable aromatic chemicals. Over the years, various catalytic systems, including thermal catalysts, photocatalysts, and electrocatalysts, have been explored for lignin deconstruction. However, the search for an optimal and technologically feasible method for lignin transformation continues.

Among these catalytic systems, small organic molecule-catalyzed lignin oxidation has emerged as a promising candidate for further development. This preference is due to a deeper understanding of its intricate mechanism, distinguishing it from the complexities associated with enzymatic or surface catalysis. Recently, the challenging aspect of lignin depolymerization into monomers primarily stems from several factors. Firstly, the complexity of the process is a result of the intricate lignin structure, characterized by a variety of targeted linkages. Additionally, the different transformations of the lignin structure and the condensation modes of lignin fragments/monomers into stable linkages contribute to this complexity. Moreover, the task of separating a wide range of monomers with similar molecular structures poses a formidable challenge in lignin depolymerization, leading to increased cost disparities between the biomass-based and fossil-based routes in chemical production. Consequently, the primary hurdle in lignin depolymerization lies in the development of strategies employing selective and active catalysts capable of breaking the prevalent C–O/C–C linkage bonds while preserving the aromatic rings, and yielding final products with a narrow species distribution.

Moreover, the design of catalysts for lignin depolymerization faces several challenges, including the following aspects: (a) lignin is a highly diverse polymer with variations in structure due to its biological source and growth conditions. This diversity makes it difficult to develop universal catalysts, as different types of lignin require different catalysts for effective depolymerization; (b) lignin contains numerous C–O and C–C bonds, and selectively breaking these bonds to obtain desired monomers is a challenging task. Catalysts must be capable of selectively cleaving C–O/C–C bonds while preserving the integrity of other lignin structures; (c) during the lignin depolymerization process, some reaction products or impurities may adsorb onto the catalyst's surface, leading to catalyst poisoning and a reduction in its activity. Therefore, developing mild and efficient catalysts for lignin depolymerization is a significant challenge.

This review serves as a compilation of accumulated insights, offering a comprehensive overview of catalytic system design for lignin oxidation. It is our hope that this summary will inspire and motivate further research and innovation in this critical field, ultimately unlocking the full potential of lignin as a valuable resource.

Author contributions

Wang Ziwei: methodology, formal analysis, writing – review & editing. Shu Hao: investigation, methodology, visualization. Chen Yizhen: visualization, formal analysis, supervision, funding acquisition. Liu Ben: formal analysis, supervision. Xu Yao-wei: visualization, formal analysis. Wang Wanxia: visualization, formal analysis. Wang Kaiyue: visualization, formal analysis, supervision, funding acquisition. Lei Mengheng: visualization, formal analysis. Guo Li: methodology, supervision, funding acquisition. Wang Lei: methodology, supervision, writing –



review & editing. All authors have read and agreed to the published version of the manuscript.

Conflicts of interest

The authors report no conflict of interest in any capacity, *i.e.*, competing or financial.

Acknowledgements

This work was supported by the National Natural Science Foundation of China (No. 21902053 and 22002114), the Research Project supported by Foundation of State Key Laboratory of High-efficiency Utilization of Coal and Green Chemical Engineering (Grant No. 2021-K73). This work was supported by scientific research project of the Education Department of Hubei Province (Q20201701). All authors are thankful to their representative universities/institutes for literature services.

References

- 1 S. Mohr, J. Wang, G. Ellem, J. Ward and D. Giurco, Projection of world fossil fuels by country, *Fuel*, 2015, **141**, 120–135.
- 2 (a) A. Pineda and A. F. Lee, Heterogeneously catalyzed lignin depolymerization, *Appl. Petrochem. Res.*, 2016, **6**, 243–256; (b) R. E. Key and J. J. Bozell, Progress toward lignin valorization via selective catalytic technologies and the tailoring of biosynthetic pathways, *ACS Sustainable Chem. Eng.*, 2016, **4**, 5123–5135; (c) S.-H. Li, S. Liu, J. C. Colmenares and Y.-J. Xu, Progress toward lignin valorization via selective catalytic technologies and the tailoring of biosynthetic pathways, *Green Chem.*, 2016, **18**, 594–607; (d) W. Guan, C.-W. Tsang, C. S. K. Lin, C. Len, H. Hu and C. Liang, A review on high catalytic efficiency of solid acid catalysts for lignin valorization, *Bioresour. Technol.*, 2020, **298**, 122432; (e) C. O. Tuck, E. Pérez, I. T. Horváth, R. A. Sheldon and M. Poliakoff, Valorization of biomass: deriving more value from waste, *Science*, 2012, **337**, 695–699.
- 3 (a) T. Ren, S. You, Z. Zhang, Y. Wang, W. Qi, R. Su and Z. He, Highly selective reductive catalytic fractionation at atmospheric pressure without hydrogen, *Green Chem.*, 2021, **23**, 1648–1657; (b) S. S. Wong, R. Shu, J. Zhang, H. Liu and N. Yan, Downstream processing of lignin derived feedstock into end products, *Chem. Soc. Rev.*, 2020, **49**, 5510–5560.
- 4 S. Van den Bosch, T. Renders, S. Kennis, S.-F. Koelewijn, G. Van den Bossche, T. Vangeel, A. Deneyer, D. Depuydt, C. Courtin and J. Thevelein, Integrating lignin valorization and bio-ethanol production: on the role of Ni-Al₂O₃ catalyst pellets during lignin-first fractionation, *Green Chem.*, 2017, **19**, 3313–3326.
- 5 X. Li and Y. Song, Structure and function of SARS-CoV and SARS-CoV-2 main proteases and their inhibition: A comprehensive review, *Eur. J. Med. Chem.*, 2023, **260**, 115772.
- 6 C. Zhang, X. Shen, Y. Jin, J. Cheng, C. Cai and F. Wang, Catalytic strategies and mechanism analysis orbiting the center of critical intermediates in lignin depolymerization, *Chem. Rev.*, 2023, **123**, 4510–4601.
- 7 G. Meng, W. Lan, L. Zhang, S. Wang, T. Zhang, S. Zhang, M. Xu, Y. Wang, J. Zhang and F. Yue, Synergy of Single Atoms and Lewis Acid Sites for Efficient and Selective Lignin Disassembly into Monolignol Derivatives, *J. Am. Chem. Soc.*, 2023, **145**, 12884–12893.
- 8 J. He, C. Zhao and J. A. Lercher, Ni-catalyzed cleavage of aryl ethers in the aqueous phase, *J. Am. Chem. Soc.*, 2012, **134**, 20768–20775.
- 9 (a) V. Molinari, C. Giordano, M. Antonietti and D. Esposito, Titanium nitride-nickel nanocomposite as heterogeneous catalyst for the hydrogenolysis of aryl ethers, *J. Am. Chem. Soc.*, 2014, **136**, 1758–1761; (b) V. Molinari, G. Clavel, M. Graglia, M. Antonietti and D. Esposito, Mild continuous hydrogenolysis of kraft lignin over titanium nitride-nickel catalyst, *ACS Catal.*, 2016, **6**, 1663–1670.
- 10 J. Zhang, J. Teo, X. Chen, H. Asakura, T. Tanaka, K. Teramura and N. Yan, A series of NiM (M = Ru, Rh, and Pd) bimetallic catalysts for effective lignin hydrogenolysis in water, *ACS Catal.*, 2014, **4**, 1574–1583.
- 11 M. V. Galkin, C. Dahlstrand and J. S. Samec, Mild and Robust Redox-Neutral Pd/C-Catalyzed Lignol β-O-4' Bond Cleavage Through a Low-Energy-Barrier Pathway, *ChemSusChem*, 2015, **8**, 2187–2192.
- 12 A. K. Singh, S. Jang, J. Y. Kim, S. Sharma, K. Basavaraju, M.-G. Kim, K.-R. Kim, J. S. Lee, H. H. Lee and D.-P. Kim, One-Pot Defunctionalization of Lignin-Derived Compounds by Dual-Functional Pd₅₀Ag₅₀/Fe₃O₄/N-rGO Catalyst, *ACS Catal.*, 2015, **5**, 6964–6972.
- 13 K. B. Jung, J. Lee, J.-M. Ha, H. Lee, D. J. Suh, C.-H. Jun and J. Jae, Effective hydrodeoxygenation of lignin-derived phenols using bimetallic RuRe catalysts: Effect of carbon supports, *Catal. Today*, 2018, **303**, 191–199.
- 14 T. Liu, Z. Tian, W. Zhang, B. Luo, L. Lei, C. Wang, J. Liu, R. Shu and Y. Chen, Selective hydrodeoxygenation of lignin-derived phenols to alkyl cyclohexanols over highly dispersed RuFe bimetallic catalysts, *Fuel*, 2023, **339**, 126916.
- 15 Z. Li, S. Ji, Y. Liu, X. Cao, S. Tian, Y. Chen, Z. Niu and Y. Li, Well-defined materials for heterogeneous catalysis: from nanoparticles to isolated single-atom sites, *Chem. Rev.*, 2019, **120**, 623–682.
- 16 S. Wang, K. Zhang, H. Li, L.-P. Xiao and G. Song, Selective hydrogenolysis of catechyl lignin into propenylcatechol over an atomically dispersed ruthenium catalyst, *Nat. Commun.*, 2021, **12**, 416.
- 17 J. Xie, Y. Xi, W. Gao, H. Zhang, Y. Wu, R. Zhang, H. Yang, Y. Peng, F. Li, Z. Li and C. Li, Hydrogenolysis of lignin model compounds on Ni nanoparticles surrounding the oxygen vacancy of CeO₂, *ACS Catal.*, 2023, **13**, 9577–9587.
- 18 X. Wu, N. Luo, S. Xie, H. Zhang, Q. Zhang, F. Wang and Y. Wang, Photocatalytic transformations of lignocellulosic biomass into chemicals, *Chem. Soc. Rev.*, 2020, **49**, 6198–6223.
- 19 N. Luo, M. Wang, H. Li, J. Zhang, T. Hou, H. Chen, X. Zhang, J. Lu and F. Wang, Visible-light-driven self-hydrogen transfer



- hydrogenolysis of lignin models and extracts into phenolic products, *ACS Catal.*, 2017, **7**, 4571–4580.
- 20 X. Wu, X. Fan, S. Xie, J. Lin, J. Cheng, Q. Zhang, L. Chen and Y. Wang, Solar energy-driven lignin-first approach to full utilization of lignocellulosic biomass under mild conditions, *Nat. Catal.*, 2018, **1**, 772–780.
 - 21 G. Han, T. Yan, W. Zhang, Y. C. Zhang, D. Y. Lee, Z. Cao and Y. Sun, Highly Selective Photocatalytic Valorization of Lignin Model Compounds Using Ultrathin Metal/CdS, *ACS Catal.*, 2019, **9**, 11341–11349.
 - 22 H. Yoo, M.-W. Lee, S. Lee, J. Lee, S. Cho, H. Lee, H. G. Cha and H. S. Kim, Enhancing photocatalytic β -O-4 bond cleavage in lignin model compounds by silver-exchanged cadmium sulfide, *ACS Catal.*, 2020, **10**, 8465–8475.
 - 23 (a) G. Magallanes, M. D. Karkas, I. Bosque, S. Lee, S. Maldonado and C. R. Stephenson, Lignin C–C bond cleavage induced by consecutive two-photon excitation of a metal-free photocatalyst, *ACS Catal.*, 2019, **9**, 2252–2260; (b) N. Luo, M. Wang, H. Li, J. Zhang, H. Liu and F. Wang, Photocatalytic oxidation–hydrogenolysis of lignin β -O-4 models via a dual light wavelength switching strategy, *ACS Catal.*, 2016, **6**, 7716–7721.
 - 24 Z. Peng, Z. Wu, X. Sun and H. Li, Photocatalytic transfer hydrogenolysis of aryl ethers, *Green Chem.*, 2023, **25**, 6869–6880.
 - 25 H. Liu, H. Li, N. Luo and F. Wang, Visible-light-induced oxidative lignin C–C bond cleavage to aldehydes using vanadium catalysts, *ACS Catal.*, 2019, **10**, 632–643.
 - 26 H. Liu, H. Li, J. Lu, S. Zeng, M. Wang, N. Luo, S. Xu and F. Wang, Photocatalytic cleavage of C–C bond in lignin models under visible light on mesoporous graphitic carbon nitride through π – π stacking interaction, *ACS Catal.*, 2018, **8**, 4761–4771.
 - 27 T. Hou, N. Luo, H. Li, M. Heggen, J. Lu, Y. Wang and F. Wang, Yin and Yang Dual Characters of CuO_x Clusters for C–C Bond Oxidation Driven by Visible Light, *ACS Catal.*, 2017, **7**, 3850–3859.
 - 28 F. Su, S. C. Mathew, G. Lipner, X. Fu, M. Antonietti, S. Blechert and X. Wang, mpg-C₃N₄-Catalyzed Selective Oxidation of Alcohols Using O₂ and Visible Light, *J. Am. Chem. Soc.*, 2010, **132**, 16299–16301.
 - 29 Y. P. Wijaya, K. J. Smith, C. S. Kim and E. L. Gyenge, Electrocatalytic hydrogenation and depolymerization pathways for lignin valorization: toward mild synthesis of chemicals and fuels from biomass, *Green Chem.*, 2020, **22**, 7233–7264.
 - 30 (a) C. H. Lam, S. Das, N. C. Erickson, C. D. Hyzer, M. Garedeew, J. E. Anderson, T. J. Wallington, M. A. Tamor, J. E. Jackson and C. M. Saffron, Towards sustainable hydrocarbon fuels with biomass fast pyrolysis oil and electrocatalytic upgrading, *Sustainable Energy Fuels*, 2017, **1**, 258–266; (b) M. Garedeew, D. Young-Farhat, J. E. Jackson and C. M. Saffron, Electrocatalytic upgrading of phenolic compounds observed after lignin pyrolysis, *ACS Sustainable Chem. Eng.*, 2019, **7**, 8375–8386.
 - 31 (a) Z. Li, M. Garedeew, C. H. Lam, J. E. Jackson, D. J. Miller and C. M. Saffron, Mild electrocatalytic hydrogenation and hydrodeoxygenation of bio-oil derived phenolic compounds using ruthenium supported on activated carbon cloth, *Green Chem.*, 2012, **14**, 2540–2549; (b) C. H. Lam, C. B. Lowe, Z. Li, K. N. Longe, J. T. Rayburn, M. A. Caldwell, C. E. Houdek, J. B. Maguire, C. M. Saffron and D. J. Miller, Electrocatalytic upgrading of model lignin monomers with earth abundant metal electrodes, *Green Chem.*, 2015, **17**, 601–609; (c) Y. Song, O. Y. Gutiérrez, J. Herranz and J. A. Lercher, Aqueous phase electrocatalysis and thermal catalysis for the hydrogenation of phenol at mild conditions, *Appl. Catal., B*, 2016, **182**, 236–246; (d) S. Jung and E. J. Biddinger, Electrocatalytic hydrogenation and hydrogenolysis of furfural and the impact of homogeneous side reactions of furanic compounds in acidic electrolytes, *ACS Sustainable Chem. Eng.*, 2016, **4**, 6500–6508.
 - 32 Y. Wang, Y. Liu, J. He and Y. Zhang, CeCl₃-Promoted Simultaneous Photocatalytic Cleavage and Amination of C α -C β Bond in Lignin Model Compounds and Native Lignin, *Sci. Bull.*, 2019, **64**, 1658–1666.
 - 33 Y. P. Wijaya, T. Grossmann-Neuhausler, R. D. Dhewangga Putra, K. J. Smith, C. S. Kim and E. L. Gyenge, Electrocatalytic hydrogenation of guaiacol in diverse electrolytes using a stirred slurry reactor, *ChemSusChem*, 2020, **13**, 629–639.
 - 34 K. Amouzegar and O. Savadogo, Electrocatalytic hydrogenation of phenol on highly dispersed Pt electrodes, *Electrochim. Acta*, 1994, **39**, 557–559.
 - 35 K. Amouzegar and O. Savadogo, Electrocatalytic hydrogenation of phenol on dispersed Pt: Effect of metal electrochemically active surface area and electrode material, *J. Appl. Electrochem.*, 1997, **27**, 539–542.
 - 36 N. Singh, Y. Song, O. Y. Gutiérrez, D. M. Camaioni, C. T. Campbell and J. Lercher, Electrocatalytic hydrogenation of phenol over platinum and rhodium: unexpected temperature effects resolved, *ACS Catal.*, 2016, **6**, 7466–7470.
 - 37 Y. Song, S. H. Chia, U. Sanyal, O. Y. Gutiérrez and J. A. Lercher, Integrated catalytic and electrocatalytic conversion of substituted phenols and diaryl ethers, *J. Catal.*, 2016, **344**, 263–272.
 - 38 Y. Zhou, G. E. Klinger, E. L. Hegg, C. M. Saffron and J. E. Jackson, Skeletal Ni electrode-catalyzed CO cleavage of diaryl ethers entails direct elimination via benzyne intermediates, *Nat. Commun.*, 2022, **13**, 2050.
 - 39 (a) K. Liu, R. Qin and N. Zheng, Insights into the interfacial effects in heterogeneous metal nanocatalysts toward selective hydrogenation, *J. Am. Chem. Soc.*, 2021, **143**, 4483–4499; (b) C.-L. Yang, L.-N. Wang, P. Yin, J. Liu, M.-X. Chen, Q.-Q. Yan, Z.-S. Wang, S.-L. Xu, S.-Q. Chu and C. Cui, Insights into the interfacial effects in heterogeneous metal nanocatalysts toward selective hydrogenation, *Science*, 2021, **374**, 459–464.
 - 40 R. Wu, Q. Meng, J. Yan, H. Liu, Q. Zhu, L. Zheng, J. Zhang and B. Han, Electrochemical strategy for the simultaneous production of cyclohexanone and benzoquinone by the reaction of phenol and water, *J. Am. Chem. Soc.*, 2020, **6**, eabd1951.

