

## RESEARCH ARTICLE

[View Article Online](#)  
[View Journal](#) | [View Issue](#)

 Cite this: *Inorg. Chem. Front.*, 2023, **10**, 5044

# Two-dimensional conductive metal–organic frameworks as efficient electrocatalysts for oxygen evolution and reduction reactions†

 Yanan Zhou,<sup>a</sup> Li Sheng,<sup>b</sup> Lanlan Chen,<sup>c</sup> Qiquan Luo,<sup>d</sup> Wenhui Zhao,<sup>e</sup> Wenhua Zhang<sup>\*c</sup> and Jinlong Yang<sup>\*f</sup>

It is vital to search for efficient and stable oxygen evolution reaction (OER) and oxygen reduction reaction (ORR) electrocatalysts for the development of metal–air batteries. Herein, we systematically investigated a series of  $\text{TMN}_x\text{O}_{4-x}$ -HTC (TM = Fe, Co, Ni, Ru, Rh, Pd, Ir and Pt;  $x = 0-4$ ; HTC = hexatribenzocyclyne) analogs of two-dimensional (2D) electrically conductive metal–organic frameworks (MOFs) as potential electrocatalysts for the OER and ORR by using density functional theory calculations. The calculated results exhibit good thermodynamic and electrochemical stabilities of the designed  $\text{TMN}_x\text{O}_{4-x}$ -HTC. The OER and ORR catalytic activity of the designed catalyst is governed by the interaction strength between the intermediates and the catalyst, and this interaction can be tuned by adjusting TM atoms and the local coordination number of N/O atoms.  $\text{CoN}_3\text{O}_1$ -HTC is found to be the best OER catalyst with an overpotential  $\eta^{\text{OER}}$  of 0.29 V, and  $\text{RhN}_2\text{O}_2$ -HTC exhibits the lowest ORR overpotential  $\eta^{\text{ORR}}$  of 0.20 V. Importantly,  $\text{RhO}_4$ -HTC,  $\text{RhN}_2\text{O}_2$ -HTC and  $\text{CoN}_1\text{O}_3$ -HTC are predicted as efficient bifunctional catalysts for the OER and ORR. Moreover, the kinetics simulation verifies the four-electron ORR pathway with high activity and selectivity toward  $\text{H}_2\text{O}$  production. The results not only contribute to designing and searching for efficient OER and ORR electrocatalysts but shed light on the opportunities to explore electrochemical applications based on 2D MOF materials.

Received 13th June 2023,

Accepted 14th July 2023

DOI: 10.1039/d3qi01112g

rsc.li/frontiers-inorganic

## 1. Introduction

The development of sustainable and renewable energy technologies is of great significance to solve the increasingly serious global energy crisis and environmental pollution problems.<sup>1,2</sup> Among various technologies, rechargeable metal–air batteries have attracted much attention owing to their high theoretical energy density and environmental compatibility.<sup>3</sup> Charging

and discharging processes are driven by the electrochemical oxygen evolution reaction (OER) and oxygen reduction reaction (ORR) processes.<sup>4</sup> The OER and ORR with sluggish kinetics require high overpotential and thus lead to low energy efficiency which hinders the application of metal–air batteries.<sup>3</sup> Ir/Ru oxides<sup>5,6</sup> and Pt-based materials<sup>7,8</sup> are known as the state-of-the-art catalysts for the OER and ORR, respectively. Generally, only the metal atoms on the surface of the bulk material could react with reactive species.<sup>9</sup> Therefore, only a small portion of metal atoms in the bulk material could participate in the catalytic reaction. It should be noted that the uniformly exposed metal active sites on two-dimensional (2D) materials compared with that of bulk materials could provide promising avenues for exploring alternative catalysts. Moreover, the current studies on 2D material-based catalysts for the OER and ORR are usually investigated one at a time,<sup>10–12</sup> thus, making it difficult to understand the overall catalytic performance of the catalyst. Specifically, to a certain extent, the use of bifunctional electrocatalysts could also reduce costs and simplify procedures since the working conditions of bifunctional catalysts are the same. Hence, exploring efficient 2D material-based bifunctional electrocatalysts for both the OER and ORR is highly desirable for the development of metal–air batteries.

<sup>a</sup>School of Material Science and Chemical Engineering, Institute of Mass Spectrometry, Ningbo University, Fenghua Road 818, Ningbo 315211, China

<sup>b</sup>Department of Chemical Physics, University of Science and Technology of China, Hefei, Anhui 230026, China

<sup>c</sup>Department of Material Science and Engineering, University of Science and Technology of China, Hefei, Anhui 230026, China. E-mail: whhzhang@ustc.edu.cn

<sup>d</sup>Institutes of Physical Science and Information Technology, Anhui University, Hefei 230601, China

<sup>e</sup>Department of Physics, Ningbo University, Fenghua Road 818, Ningbo 315211, China. E-mail: zhaowenhui@nbu.edu.cn

<sup>f</sup>Hefei National Laboratory for Physical Sciences at the Microscale, CAS Key Laboratory of Materials for Energy Conversion and Synergetic Innovation Centre of Quantum Information and Quantum Physics, University of Science and Technology of China, Hefei, Anhui 230026, China. E-mail: jlyang@ustc.edu.cn

† Electronic supplementary information (ESI) available. See DOI: <https://doi.org/10.1039/d3qi01112g>

2D metal–organic frameworks (MOFs) are a class of layer-stacked materials consisting of well-organized metal centers and organic ligands and have exhibited great potential for application in catalysis and energy storage due to their large surface area, exposed metal active sites and tunable chemical functionality.<sup>13–17</sup> Particularly, 2D electrically conductive MOFs are a newly emerging class of electronic materials that not only inherit most merits from conventional 2D MOFs but also show electrical conductivity due to the extended conjugation.<sup>18–20</sup> Recently, a new 2D conductive MOF, Co/Ni-based 2,3,8,9,14,15-hexahydroxyltribenzocyclyne (namely Co/NiO<sub>4</sub>-HTC), was successfully synthesized.<sup>21</sup> The active centers for the two materials are transition metal–oxygen (TM–O) linkages. Topologically, 2,3,8,9,14,15-hexahydroxyltribenzocyclyne resembles 2,3,6,7,10,11-hexaiminotriphenylene that we have studied in our previous work,<sup>22</sup> an archetype ligand with the same 3-fold symmetry, but possesses large surface area due to its bigger size. Therefore, it is worth investigating the electrochemical catalytic activity of this kind of material. Importantly, a systematic theoretical investigation of using this conductive 2D MOF material as a catalyst for electrochemistry is lacking. Such a theoretical investigation is crucial and necessary given the rapid progress of experimental work in this field. As we demonstrated in our previous work based on 2,3,6,7,10,11-hexaiminotriphenylene,<sup>22</sup> due to the structural tunability of 2D MOF materials, the catalytic activity of 2D MOF materials can be tuned by substituting the central active transition metal atoms and the organic ligand to adjust the electronic properties. Hence, different TMO<sub>4</sub>-HTC materials with TM–O linkage and TMN<sub>4</sub>-HTC materials with TM–N linkage as well as materials with different local coordination environments between TM and N/O atoms (TMN<sub>x</sub>O<sub>4–x</sub>-HTC,  $x = 0–4$ ) were designed.

In this work, a series of TMN<sub>x</sub>O<sub>4–x</sub>-HTC monolayers were constructed *via* tuning the TM atoms and the local coordination number between TM atoms and N/O linkages, and their reaction mechanisms and catalytic activity for the OER and ORR were systematically investigated by using density functional theory (DFT) calculations. The results show that all the catalysts could exhibit good thermodynamic and electrochemical stabilities. Notably, CoN<sub>3</sub>O<sub>1</sub>-HTC and RhN<sub>2</sub>O<sub>2</sub>-HTC are predicted to be promising electrocatalysts for the OER and ORR with the calculated overpotential  $\eta^{\text{OER}}$  and  $\eta^{\text{ORR}}$  of 0.29 and 0.20 V, respectively. Moreover, RhO<sub>4</sub>-HTC and RhN<sub>2</sub>O<sub>2</sub>-HTC are found to be efficient bifunctional catalysts for the OER and ORR.

## 2. Computational methods

All calculations were carried out by using the Vienna *ab initio* Simulation Package (VASP)<sup>23,24</sup> based on the spin-polarized density functional theory method. The ion–electron interactions were described by using the projector augmented wave (PAW) method,<sup>25</sup> and the electronic exchange–correlation interactions were determined using the Perdew–Burke–

Ernzerhof (PBE)<sup>26</sup> functional of the generalized gradient approximation (GGA).<sup>27</sup> The van der Waals (vdW) interactions were described by using Grimme's DFT-D3 correction method.<sup>28</sup> A plane-wave cutoff energy of 500 eV was adopted for all the computations. The convergence criterion for energy and force during geometrical optimization was set to 10<sup>–5</sup> eV and 10<sup>–2</sup> eV Å<sup>–1</sup>, respectively. The Brillouin zone was sampled using a 3 × 3 × 1 *k*-point<sup>29</sup> during geometry optimization. A vacuum space of 20 Å was applied to avoid the interaction between the periodic images. Throughout all the calculations, we used an implicit solvent model to consider the solvent effect of the water environment through the polarized continuum model as implemented in VASPsol with a dielectric constant of 78.4.<sup>30</sup> *Ab initio* molecular dynamics (AIMD) simulations were performed to demonstrate the thermodynamic stability of the designed catalyst, and the algorithm of the Nose thermostat was carried out to simulate a canonical ensemble<sup>31</sup> for 10 ps with a time step of 2 fs. Bader charge analysis was adopted to investigate the charge transfer process.<sup>32</sup> The calculation details for the OER and ORR are listed in the ESI† as in our previous study.<sup>33,34</sup> The adsorption Gibbs free energy is defined as  $G_{\text{ads}} = G_{\text{adsorbent+catalyst}} - G_{\text{catalyst}} - G_{\text{adsorbent}}$ , here  $G_{\text{adsorbent+catalyst}}$ ,  $G_{\text{catalyst}}$ , and  $G_{\text{adsorbent}}$  refer to the Gibbs free energies of the adsorbent on the catalyst, the isolated catalyst, and the isolated adsorbent, respectively.

## 3. Results and discussion

Fig. 1 shows the stable geometric configurations of 2D TMN<sub>x</sub>O<sub>4–x</sub>-HTC ( $x = 0–4$ ). The optimized unit cell of TMN<sub>x</sub>O<sub>4–x</sub>-HTC contains three equivalent TM atoms, and each TM atom is surrounded by four nitrogen or oxygen atoms with different ratios. In this work, three 3d transition metals (Fe, Co and Ni), three 4d transition metals (Ru, Rh and Pd), and two 5d transition metals (Ir and Pt) were considered to build catalysts, as these transition metals are commonly used to design OER electrocatalysts.<sup>33,34</sup> It should be mentioned that the stability of the designed catalysts is of significant importance for their long-term use. Hence, we calculated the formation energy ( $E_f$ ) and dissolution potential ( $U_{\text{diss}}$ ) of all the designed catalysts to evaluate their thermodynamic and electrochemical stabilities.<sup>35,36</sup> The  $E_f$  and  $U_{\text{diss}}$  are defined as  $E_f = (E_{\text{TMN}_x\text{O}_{4-x}} - E_{\text{N}_x\text{O}_{4-x}} - 3E_{\text{TM}})/3$  and  $U_{\text{diss}} = U_{\text{diss}}(\text{bulk}) - E_f/ne$ , respectively, where  $E_{\text{TMN}_x\text{O}_{4-x}}$  and  $E_{\text{N}_x\text{O}_{4-x}}$  are the total energies of the TMN<sub>x</sub>O<sub>4–x</sub> system and the N<sub>x</sub>O<sub>4–x</sub> substrate, respectively.  $E_{\text{TM}}$  is the total energy of a metal atom in its most stable bulk structure.  $U_{\text{diss}}(\text{bulk})$  is the standard dissolution potential of the bulk metal and  $n$  is the number of electrons involved during the dissolution process. Since  $E_{\text{TM}}$  is referenced with respect to that of the bulk metal, systems with negative values of  $E_f$  are evaluated to be thermodynamically stable against the clustering of TM atoms. Systems with positive values of  $U_{\text{diss}}$  vs. the standard hydrogen electrode (SHE) are considered to be electrochemically stable. The calculated results of  $E_f$  and  $U_{\text{diss}}$  are

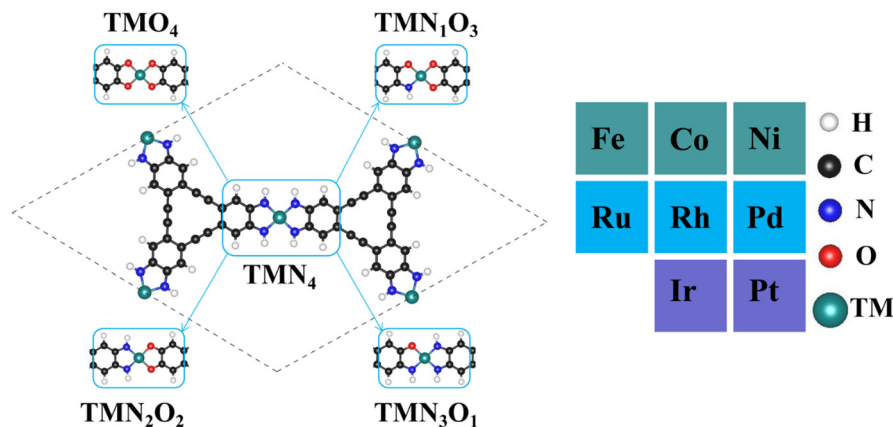


Fig. 1 Optimized geometric configurations of 2D  $\text{TMN}_x\text{O}_{4-x}$ -HTC ( $x = 0-4$ ) and the considered dopant transition metal atoms.

shown in Fig. 2, which suggest that all the designed catalysts could exhibit good thermodynamic and electrochemical stabilities that meet the stability criteria for electrocatalysts.

Importantly, the distinct electronic properties of all the designed catalysts were studied to obtain insight into their catalytic performance. As presented in Fig. S1-S5,<sup>†</sup> all the designed catalysts exhibit metallicity, indicating their good electrical conductivity and ensuring efficient electron transfer during the OER and ORR processes. Additionally, in Fig. S6-S10,<sup>†</sup> the calculated results of the partial density of states (PDOS) suggest that the different dopant TM atoms show different contributions to the electronic states of the designed catalysts around the Fermi level, and the electronic states of the catalysts across the Fermi level are mainly contributed by the d orbitals of the dopant TM atoms. Moreover, around the Fermi energy, the hybridization between the p orbitals of the O/N atoms and the d orbitals of the TM atoms further demonstrates their strong binding interaction. The charge transfer between the substrates and TM atoms could also reveal their strong interaction. Fig. S11<sup>†</sup> shows a large amount of charge (0.76–1.33e) transfer from the TM atoms to substrates, making the dopant TM atoms positively charged. These positively charged TM atoms are considered to be active sites in the OER and ORR catalytic processes. In previous literature, the d-band

center ( $\epsilon_d$ ) was used to analyze the interaction strength between catalysts and adsorbates.<sup>37-39</sup> Thus, we calculated the  $\epsilon_d$  values of the designed catalysts and plotted them in Fig. S6-S10.<sup>†</sup> From Fig. S12a,<sup>†</sup> it can be concluded that the  $\epsilon_d$  values shift to a lower energy position than the Fermi level with the increase of the number of d-electrons in the TM atoms at least when the TM atoms are in the same row of the periodic table. Generally, a larger d-electron number of the TM atom and lower energy of  $\epsilon_d$  could result in weaker interaction strength between catalysts and adsorbates.<sup>40</sup> For the OER and ORR, the calculated adsorption Gibbs free energies of the  $\text{HO}^*$ ,  $\text{O}^*$  and  $\text{HOO}^*$  intermediates ( $\Delta G_{\text{HO}^*}$ ,  $\Delta G_{\text{O}^*}$ , and  $\Delta G_{\text{HOO}^*}$ ) with the corresponding d-electron numbers of  $\text{TMN}_x\text{O}_{4-x}$ -HTC catalysts are plotted in Fig. S12b-f.<sup>†</sup> Moreover,  $\Delta G_{\text{HO}^*}$ ,  $\Delta G_{\text{O}^*}$ , and  $\Delta G_{\text{HOO}^*}$  with the corresponding  $\epsilon_d$  values of all  $\text{TMN}_x\text{O}_{4-x}$ -HTC systems are plotted in Fig. S13.<sup>†</sup> It can be concluded that the adsorption Gibbs free energies of the intermediates decrease with the increase of d-electron numbers of the TM atoms when they are in the same row of the periodic table, which also agrees with the position of  $\epsilon_d$  values. Therefore, the adsorption Gibbs free energies of intermediates are negatively correlated with the  $\epsilon_d$  values when the TM atoms are in the same row of the periodic table. This phenomenon was also observed in reported experimental and theoretical

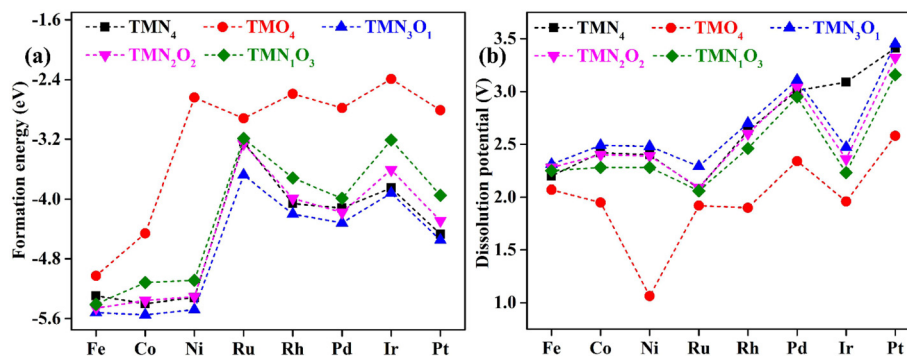


Fig. 2 Calculated (a) formation energy and (b) dissolution potential of transition metal atoms for the designed  $\text{TMN}_x\text{O}_{4-x}$ -HTC catalysts.

literature.<sup>41,42</sup> As a consequence, by tuning the doping of TM atoms on the substrate, the catalyst could exhibit the optimal interaction strength with the intermediates for the OER and ORR.

As proposed by Nørskov *et al.*,<sup>43</sup> the adsorption Gibbs free energies of intermediates govern the intrinsic OER and ORR activity of a catalyst. The calculated corresponding adsorption Gibbs free energy values of intermediates on all the designed TMN<sub>x</sub>O<sub>4-x</sub>-HTC catalysts are listed in Fig. S14–S18.† According to the Sabatier principle,<sup>44</sup> too weak or too strong interaction strength of the intermediates on the catalysts could lead to an adverse effect on the catalytic activity. Therefore, one of our goals is to identify efficient OER/ORR catalysts with moderate intermediate interaction strength. For an ideal OER/ORR catalyst under conditions where the applied potential *U* equals zero, the adsorption Gibbs free energy value difference between two adjacent intermediates for all the four-electron transfer steps should be 1.23 eV. In other words, for an ideal catalyst, the adsorption Gibbs free energy values of HO\*, O\* and HOO\* intermediates should be 1.23, 2.46 and 3.69 eV, respectively, which makes the four-electron OER/ORR occur at the thermodynamic limit and the overpotential  $\eta$  is zero. However, the reality is that the adsorption Gibbs free energy value difference between two adjacent intermediates is not equal. The OER overpotential ( $\eta^{\text{OER}}$ ) is determined using the maximum adsorption Gibbs free energy difference of two adjacent intermediates, while the ORR overpotential ( $\eta^{\text{ORR}}$ ) is determined using the minimum adsorption Gibbs free energy difference of two adjacent intermediates. The calculated Gibbs free energy diagrams for the OER and ORR on all the designed electrocatalysts are shown in Fig. S14–S18,† and the potential-

determining step (PDS) is colored in yellow for the OER and in pink for the ORR. Moreover, the calculated  $\eta^{\text{OER}}$  and  $\eta^{\text{ORR}}$  values on all the designed catalysts are summarized in Fig. 3. Notably, among all the designed TMN<sub>x</sub>O<sub>4-x</sub>-HTC catalysts, CoN<sub>3</sub>O<sub>1</sub>-HTC is predicted to be the best OER catalyst with a calculated  $\eta^{\text{OER}}$  value of 0.29 V, followed by RhN<sub>3</sub>O<sub>1</sub>-HTC ( $\eta^{\text{OER}}$  = 0.32 V), CoN<sub>2</sub>O<sub>2</sub>-HTC ( $\eta^{\text{OER}}$  = 0.33 V), RhO<sub>4</sub>-HTC ( $\eta^{\text{OER}}$  = 0.33 V), CoN<sub>4</sub>-HTC ( $\eta^{\text{OER}}$  = 0.35 V), CoO<sub>4</sub>-HTC ( $\eta^{\text{OER}}$  = 0.38 V), CoN<sub>1</sub>O<sub>3</sub>-HTC ( $\eta^{\text{OER}}$  = 0.39 V), and RhN<sub>2</sub>O<sub>2</sub>-HTC ( $\eta^{\text{OER}}$  = 0.43 V). Importantly, the OER overpotential values of all the above-mentioned electrocatalysts are lower than that of the IrO<sub>2</sub> (110) catalyst ( $\eta^{\text{OER}}$  = 0.52 V),<sup>45</sup> indicating their efficient OER catalytic activity. Additionally, the formation of HOO\* from O\* is the potential-determining step for all the above-mentioned designed efficient catalysts. As known, the ORR is the reverse reaction of the OER. The calculated Gibbs free energy diagrams of all the designed TMN<sub>x</sub>O<sub>4-x</sub>-HTC catalysts toward the ORR are also displayed in Fig. S14–S18.† From Fig. 3b, it can be seen that RhN<sub>2</sub>O<sub>2</sub>-HTC is predicted to be the best ORR electrocatalyst with a calculated  $\eta^{\text{ORR}}$  value of 0.20 V, followed by RhN<sub>1</sub>O<sub>3</sub>-HTC ( $\eta^{\text{ORR}}$  = 0.29 V), IrO<sub>4</sub>-HTC ( $\eta^{\text{ORR}}$  = 0.35 V), FeN<sub>1</sub>O<sub>3</sub>-HTC ( $\eta^{\text{ORR}}$  = 0.37 V), RhO<sub>4</sub>-HTC ( $\eta^{\text{ORR}}$  = 0.39 V), FeN<sub>2</sub>O<sub>2</sub>-HTC ( $\eta^{\text{ORR}}$  = 0.44 V), CoN<sub>1</sub>O<sub>3</sub>-HTC ( $\eta^{\text{ORR}}$  = 0.49 V), and IrN<sub>2</sub>O<sub>2</sub>-HTC ( $\eta^{\text{ORR}}$  = 0.50 V), suggesting their efficient ORR catalytic activity. Remarkably, their ORR overpotentials are lower than or comparable to that of Pt (111) ( $\eta^{\text{ORR}}$  = 0.48 V).<sup>46</sup> In addition, the formation of HO\* is the potential-determining step for RhN<sub>2</sub>O<sub>2</sub>-HTC, RhN<sub>1</sub>O<sub>3</sub>-HTC, IrO<sub>4</sub>-HTC, RhO<sub>4</sub>-HTC, FeN<sub>2</sub>O<sub>2</sub>-HTC and IrN<sub>2</sub>O<sub>2</sub>-HTC catalysts, and the formation of HOO\* is the potential-determining step for FeN<sub>1</sub>O<sub>3</sub>-HTC and CoN<sub>1</sub>O<sub>3</sub>-HTC catalysts. Hence, based on the above results, it

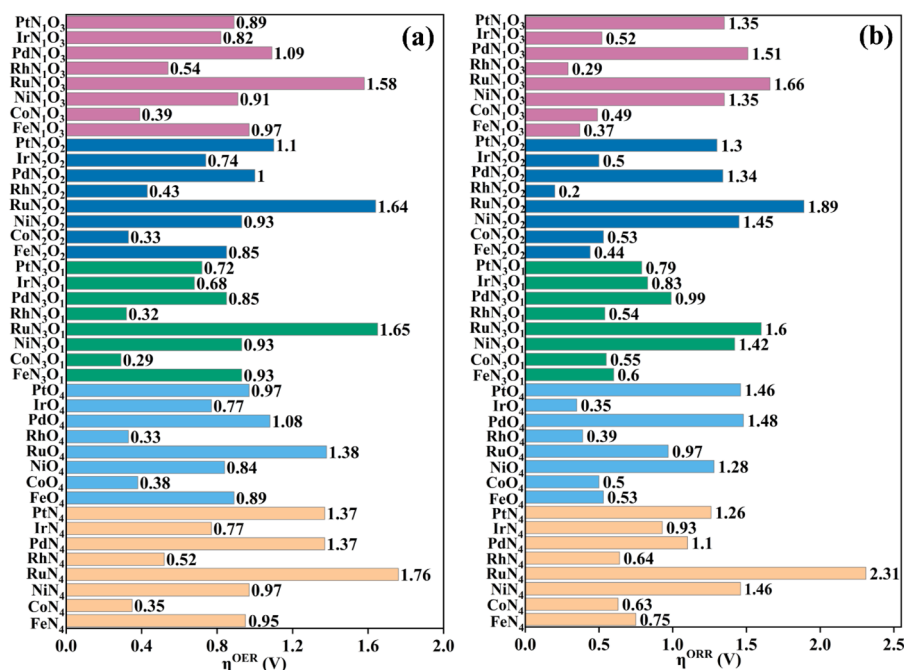


Fig. 3 Calculated (a) OER and (b) ORR overpotentials of different designed TMN<sub>x</sub>O<sub>4-x</sub>-HTC catalysts.



can be noted that  $\text{RhO}_4\text{-HTC}$ ,  $\text{CoN}_3\text{O}_1\text{-HTC}$ ,  $\text{RhN}_2\text{O}_2\text{-HTC}$  and  $\text{CoN}_1\text{O}_3\text{-HTC}$  are predicted as promising and efficient bifunctional electrocatalysts toward both the OER and ORR, and their free energy diagrams for the OER and ORR are shown in Fig. 4. Moreover, for comparison, previous results on the OER and ORR catalytic activity of 2D-MOF materials are listed in Table S2.†

In-depth understanding of the OER and ORR catalytic performance of different catalysts can guide us to design efficient electrocatalysts. As mentioned above, the catalytic performance for the OER and ORR is determined using the Gibbs free energy of the corresponding intermediates on the catalyst. Hence, identifying the relationship between the Gibbs free energy of the intermediates and catalytic activity is essential for the rational design of efficient catalysts. In this work, by comparing the adsorption Gibbs free energy values of the  $\text{HO}^*$  and  $\text{HOO}^*$  intermediates on all the designed catalysts, we found that  $\Delta G_{\text{HOO}^*}$  can be expressed as a function of  $\Delta G_{\text{HO}^*}$  via the equation  $\Delta G_{\text{HOO}^*} = 0.92\Delta G_{\text{HO}^*} + 3.00 \text{ eV}$  (Fig. 5a). It is suggested that the calculated adsorption Gibbs free energy values of the  $\text{HO}^*$  and  $\text{HOO}^*$  intermediates show a strong linear relationship mainly due to both intermediates forming single bonds between O and TM atoms (Fig. 4), and the difference between the Gibbs free energy values of the  $\text{HO}^*$  and  $\text{HOO}^*$  intermediates is a constant. The above results are consistent with those of previously reported carbon-based catalysts for the OER and ORR.<sup>47,48</sup> Given the fact that most of the OER potential-determining step occurs at the  $\text{HO}^*$  to  $\text{O}^*$  or  $\text{O}^*$  to

$\text{HOO}^*$  step, the OER overpotential could be determined using the difference of  $\Delta G_{\text{O}^*} - \Delta G_{\text{HO}^*}$ . This is confirmed by the volcano plot displayed in Fig. 5b, where the overpotential values of the OER fall in a line as a function of  $\Delta G_{\text{O}^*} - \Delta G_{\text{HO}^*}$ . Obviously, the designed  $\text{CoN}_3\text{O}_1\text{-HTC}$ ,  $\text{RhN}_3\text{O}_1\text{-HTC}$ ,  $\text{CoN}_2\text{O}_2\text{-HTC}$  and  $\text{RhO}_4\text{-HTC}$  catalysts are located around the peak of the volcano curve with low OER overpotentials and stand out to be promising OER electrocatalysts. For the ORR, the potential-determining step approximately occurs at the  $*$  to  $\text{HO}^*$  or  $\text{HOO}^*$  to  $*+\text{O}_2$  step, and then, the ORR overpotential could be determined using the  $\Delta G_{\text{HO}^*}$  value. Indeed, Fig. 5c shows the volcano plot of the ORR overpotential as a function of  $\Delta G_{\text{HO}^*}$ . Apparently,  $\text{RhN}_2\text{O}_2\text{-HTC}$ ,  $\text{RhN}_1\text{O}_3\text{-HTC}$ ,  $\text{IrO}_4\text{-HTC}$  and  $\text{FeN}_1\text{O}_3\text{-HTC}$  catalysts with low ORR overpotentials are located around the peak of the volcano plot. Moreover, it can be concluded that the moderate interaction strength of the intermediates on the catalyst could enable good catalytic activity for the OER and ORR. What is more,  $\text{RhO}_4\text{-HTC}$ ,  $\text{CoN}_3\text{O}_1\text{-HTC}$ ,  $\text{RhN}_2\text{O}_2\text{-HTC}$  and  $\text{CoN}_1\text{O}_3\text{-HTC}$  catalysts are located around the top of both volcano plots and screened out to be promising and efficient bifunctional electrocatalysts for both the OER and ORR.

It is noteworthy that the four-electron ORR pathway from  $\text{O}_2$  to  $\text{H}_2\text{O}$  is particularly important in metal-air batteries, in which hydrogen peroxide ( $\text{H}_2\text{O}_2$ ) is an undesirable product since it could cause the degradation of the catalyst.<sup>49</sup> For the above screened potential ORR electrocatalysts with the calculated overpotential lower than 0.55 V ( $\text{RhN}_2\text{O}_2\text{-HTC}$ ,  $\text{RhN}_1\text{O}_3\text{-}$

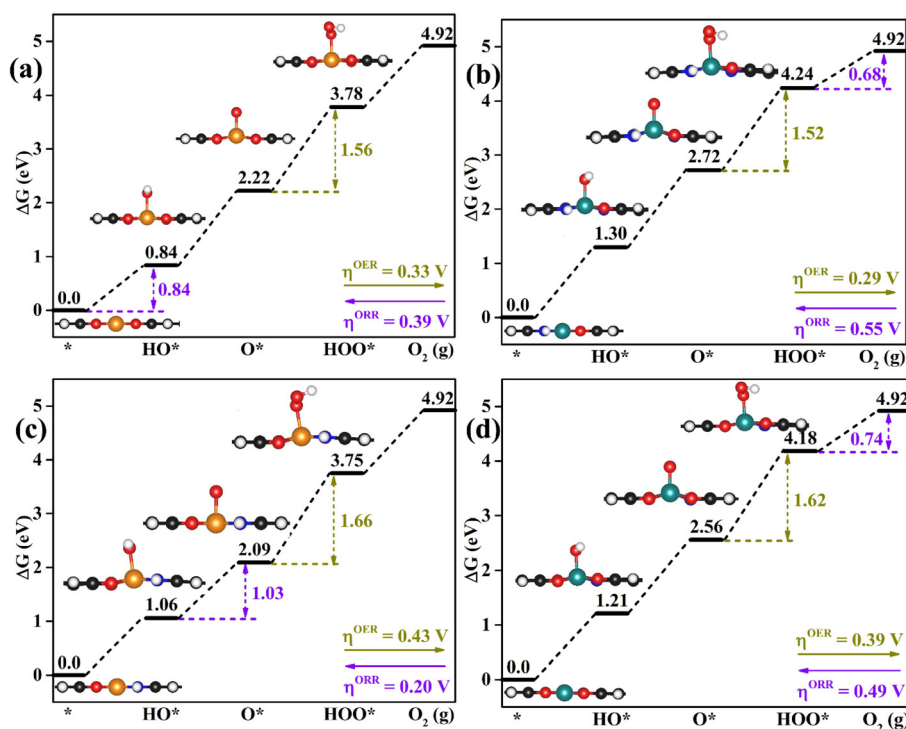
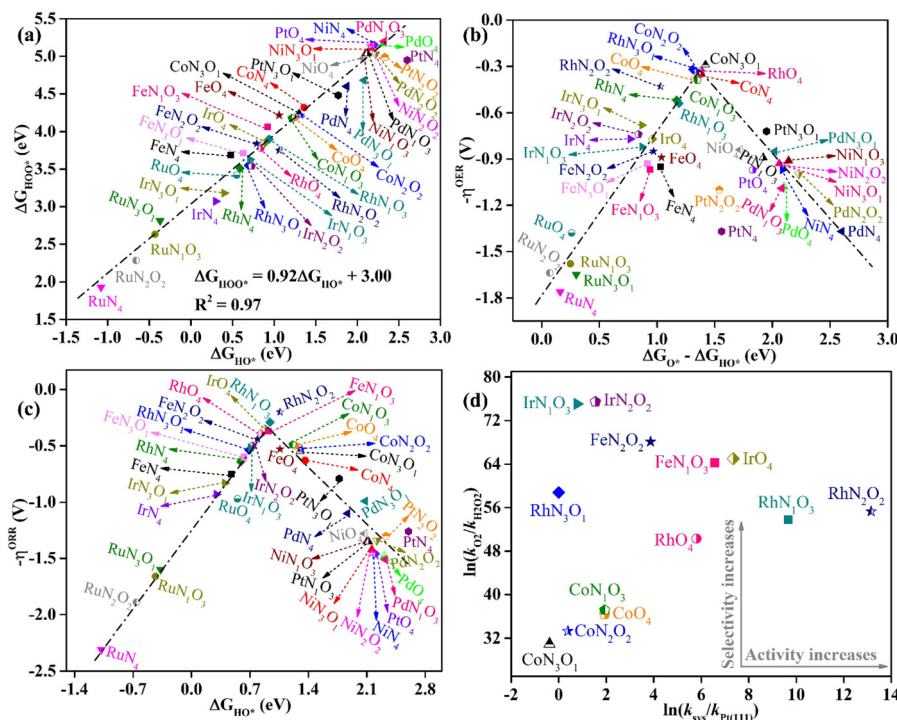


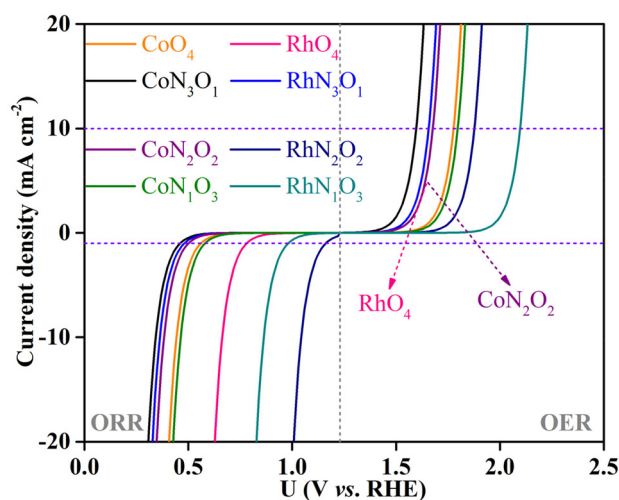
Fig. 4 Calculated free energy diagrams of the promising bifunctional catalysts for the OER and ORR: (a)  $\text{RhO}_4\text{-HTC}$ , (b)  $\text{CoN}_3\text{O}_1\text{-HTC}$ , (c)  $\text{RhN}_2\text{O}_2\text{-HTC}$  and (d)  $\text{CoN}_1\text{O}_3\text{-HTC}$ . The yellow and pink values are the potential-determining step values for the OER and ORR. The optimized configurations of intermediates on the catalysts are also exhibited.



**Fig. 5** (a) Scaling relationship between  $\Delta G_{\text{HO}^*}$  and  $\Delta G_{\text{HO}^*}$  on all the designed  $\text{TMN}_x\text{O}_{4-x}$ -HTC catalysts. (b) Calculated OER volcano curve of  $-\eta^{\text{OER}}$  as a function of  $\Delta G_{\text{O}^*} - \Delta G_{\text{HO}^*}$  on all the designed catalysts. (c) Calculated ORR volcano curve of  $-\eta^{\text{ORR}}$  as a function of  $\Delta G_{\text{HO}^*}$  on all the designed catalysts. (d) Variations of the ORR activity vs. selectivity of the potential electrocatalysts.

HTC,  $\text{IrO}_4$ -HTC,  $\text{FeN}_1\text{O}_3$ -HTC,  $\text{RhO}_4$ -HTC,  $\text{FeN}_2\text{O}_2$ -HTC,  $\text{IrN}_2\text{O}_2$ -HTC,  $\text{CoO}_4$ -HTC,  $\text{CoN}_1\text{O}_3$ -HTC,  $\text{IrN}_1\text{O}_3$ -HTC,  $\text{RhN}_3\text{O}_1$ -HTC,  $\text{CoN}_2\text{O}_2$ -HTC and  $\text{CoN}_3\text{O}_1$ -HTC), the selectivity for the four-electron pathway is verified from the thermodynamic perspective, since the calculated  $\Delta G_{\text{O}^*}$  values (2.09, 2.13, 1.84, 1.86, 2.22, 1.76, 1.57, 2.58, 2.56, 1.58, 2.00, 2.66 and 2.72) are all smaller than 3.52 eV ( $\Delta G_{\text{H}_2\text{O}_2} - \Delta G_{\text{H}_2\text{O}}$ ).<sup>50,51</sup> A kinetics investigation was carried out to understand the catalytic selectivity for the ORR<sup>50</sup> and the corresponding calculation details are listed in the ESI.† As shown in Fig. 5d, all the calculated  $\ln(k_{\text{O}_2}/k_{\text{H}_2\text{O}_2})$  values are positive, suggesting that the reduction of  $\text{O}_2$  to  $\text{H}_2\text{O}$  is prioritized on these designed catalysts. Especially, the calculated  $\ln(k_{\text{sys}}/k_{\text{Pt(111)}})$  values of  $\text{RhN}_2\text{O}_2$ -HTC,  $\text{RhN}_1\text{O}_3$ -HTC,  $\text{IrO}_4$ -HTC,  $\text{FeN}_1\text{O}_3$ -HTC,  $\text{RhO}_4$ -HTC and  $\text{FeN}_2\text{O}_2$ -HTC are 13.15, 9.67, 7.35, 6.57, 5.80 and 3.87, respectively, indicating that the reaction rate on these designed catalysts is much faster than that on Pt(111).

To explicitly visualize how the OER and ORR catalytic activity of the screened  $\text{CoN}_3\text{O}_1$ -HTC,  $\text{RhN}_3\text{O}_1$ -HTC,  $\text{RhO}_4$ -HTC,  $\text{CoO}_4$ -HTC,  $\text{RhN}_2\text{O}_2$ -HTC,  $\text{CoN}_2\text{O}_2$ -HTC,  $\text{RhN}_1\text{O}_3$ -HTC and  $\text{CoN}_1\text{O}_3$ -HTC catalysts is in practice, the corresponding theoretical OER and ORR polarization curves were simulated based on the reversible hydrogen electrode (RHE) in comparison with those of  $\text{IrO}_2(110)$  for the OER and Pt(111) for the ORR, that is, the change in current density as a function of potential  $U$ . The simulation details are listed in the ESI.† As shown in Fig. 6, for the OER, at a current density of  $10 \text{ mA cm}^{-2}$ , the simulated polarization curves of  $\text{CoN}_3\text{O}_1$ -HTC,



**Fig. 6** Simulated polarization curves for the screened-out catalysts.

$\text{RhN}_3\text{O}_1$ -HTC,  $\text{RhO}_4$ -HTC,  $\text{CoN}_2\text{O}_2$ -HTC,  $\text{CoO}_4$ -HTC,  $\text{CoN}_1\text{O}_3$ -HTC,  $\text{RhN}_2\text{O}_2$ -HTC and  $\text{RhN}_1\text{O}_3$ -HTC exhibit lower onset potentials of 1.59, 1.65, 1.67, 1.67, 1.78, 1.80, 1.88 and 2.09 V vs. RHE than that of  $\text{IrO}_2$  (2.27 V) as reported in our previous work, respectively;<sup>22</sup> for the ORR, at a current density of  $1 \text{ mA cm}^{-2}$ , the simulated polarization curves of  $\text{RhN}_2\text{O}_2$ -HTC,  $\text{RhN}_1\text{O}_3$ -HTC and  $\text{RhO}_4$ -HTC exhibit higher onset potentials of 1.16, 0.98 and 0.78, vs. RHE than that of Pt(111) (0.67 V) as

reported in our previous work, respectively,<sup>22</sup> while the simulated polarization curves of CoN<sub>1</sub>O<sub>3</sub>-HTC, CoO<sub>4</sub>-HTC, CoN<sub>2</sub>O<sub>2</sub>-HTC, RhN<sub>3</sub>O<sub>1</sub>-HTC and CoN<sub>3</sub>O<sub>1</sub>-HTC exhibit lower onset potentials of 0.58, 0.55, 0.51, 0.48 and 0.46 V, respectively. The above results indicate that these screened-out catalysts possess efficient OER and ORR catalytic activity, which makes them potential alternatives to IrO<sub>2</sub> and Pt electrodes. Additionally, we performed AIMD simulations for the potential catalysts (taking CoN<sub>3</sub>O<sub>1</sub>-HTC, RhN<sub>3</sub>O<sub>1</sub>-HTC, CoN<sub>2</sub>O<sub>2</sub>-HTC, RhN<sub>2</sub>O<sub>2</sub>-HTC, CoN<sub>1</sub>O<sub>3</sub>-HTC, RhN<sub>1</sub>O<sub>3</sub>-HTC, CoO<sub>4</sub>-HTC and RhO<sub>4</sub>-HTC as examples) to evaluate their dynamic stabilities. The simulated results (Fig. S19–S22†) show that the energies oscillate near the equilibrium state during the 10 ps simulations and the structures have no obvious structural reconstruction, which suggests their good kinetic stability.

## 4. Conclusions

In summary, a series of 2D TMN<sub>x</sub>O<sub>4-x</sub>-HTC ( $x = 0-4$ ) electrocatalysts were designed and systematically investigated for their catalytic activity toward the OER and ORR based on DFT calculations. The strong interaction between TM atoms and N<sub>x</sub>O<sub>4-x</sub>-HTC could guarantee the stability of TMN<sub>x</sub>O<sub>4-x</sub>-HTC. It was found that as the number of d-electrons increases, the d-band value decreases, thereby weakening the interaction between the intermediates and TM atoms. The OER overpotential  $\eta^{\text{OER}}$  follows a volcano plot of  $\Delta G_{\text{O}^*} - \Delta G_{\text{HO}^*}$ , and the ORR overpotential  $\eta^{\text{ORR}}$  follows a volcano plot of  $\Delta G_{\text{HO}^*}$ . Among all the designed TMN<sub>x</sub>O<sub>4-x</sub>-HTC electrocatalysts, the best OER catalyst is CoN<sub>3</sub>O<sub>1</sub>-HTC with a calculated  $\eta^{\text{OER}}$  value of 0.29 V, followed by RhN<sub>3</sub>O<sub>1</sub>-HTC (0.32 V), CoN<sub>2</sub>O<sub>2</sub>-HTC (0.33 V) and RhO<sub>4</sub>-HTC (0.33 V); the best ORR catalyst is RhN<sub>2</sub>O<sub>2</sub>-HTC with a calculated  $\eta^{\text{ORR}}$  value of 0.20 V, followed by RhN<sub>1</sub>O<sub>3</sub>-HTC (0.29 V), IrO<sub>4</sub>-HTC (0.35 V), FeN<sub>1</sub>O<sub>3</sub>-HTC (0.37 V) and RhO<sub>4</sub>-HTC (0.39 V). Notably, RhO<sub>4</sub>-HTC, RhN<sub>2</sub>O<sub>2</sub>-HTC and CoN<sub>1</sub>O<sub>3</sub>-HTC are predicted as promising and efficient bifunctional electrocatalysts for both the OER and ORR. Moreover, by analyzing the relationship between the ORR products H<sub>2</sub>O and H<sub>2</sub>O<sub>2</sub>, the thermodynamically favorable selectivity for H<sub>2</sub>O is elucidated from the kinetics perspective. Our results shed light on the exploration of 2D-MOF materials as promising OER and ORR electrocatalysts.

## Conflicts of interest

The authors declare no competing financial interests.

## Acknowledgements

This work was supported by the National Natural Science Foundation of China (22102167 and U21A20317). The calculations were performed at the Supercomputing Center of the University of Science and Technology of China.

## References

- 1 Y. Jiao, Y. Zheng, M. Jaroniec and S. Z. Qiao, Design of Electrocatalysts for Oxygen- and Hydrogen-Involving Energy Conversion Reactions, *Chem. Soc. Rev.*, 2015, **44**, 2060–2086.
- 2 C. X. Zhao, J. N. Liu, J. Wang, D. Ren, B. Q. Li and Q. Zhang, Recent Advances of Noble-Metal-Free Bifunctional Oxygen Reduction and Evolution Electrocatalysts, *Chem. Soc. Rev.*, 2021, **50**, 7745–7778.
- 3 F. Y. Cheng and J. Chen, Metal-Air Batteries: from Oxygen Reduction Electrochemistry to Cathode Catalysts, *Chem. Soc. Rev.*, 2012, **41**, 2172–2192.
- 4 J. S. Lee, S. T. Kim, R. G. Cao, N. S. Choi, M. L. Liu, K. T. Lee and H. Cho, Metal-Air Batteries with High Energy Density: Li-Air versus Zn-Air, *Adv. Energy Mater.*, 2011, **1**, 34–50.
- 5 E. A. Paoli, F. Masini, R. Frydendal, D. Deiana, C. Schlaup, M. Malizia, T. W. Hansen, S. Horch, I. E. L. Stephens and I. Chorkendorff, Oxygen Evolution on Wellcharacterized Mass-Selected Ru and RuO<sub>2</sub> Nanoparticles, *Chem. Sci.*, 2015, **6**, 190–196.
- 6 Y. Lee, J. Suntivich, K. J. May, E. E. Perry and Y. Shao-Horn, Synthesis and Activities of Rutile IrO<sub>2</sub> and RuO<sub>2</sub> Nanoparticles for Oxygen Evolution in Acid and Alkaline Solutions, *J. Phys. Chem. Lett.*, 2012, **3**, 399–404.
- 7 X. Q. Huang, Z. P. Zhao, L. Cao, Y. Chen, E. B. Zhu, Z. Y. Lin, M. F. Li, A. M. Yan, A. Zettl, Y. M. Wang, X. F. Duan, T. Mueller and Y. Huang, High-Performance Transition Metal-Doped Pt<sub>3</sub>Ni Octahedra for Oxygen Reduction Reaction, *Science*, 2015, **348**, 1230–1234.
- 8 N. M. Markovic, T. J. Schmidt, V. Stamenkovic and P. N. Ross, Oxygen Reduction Reaction on Pt and Pt Bimetallic Surfaces A Selective Review, *Fuel Cells*, 2001, **1**, 105–116.
- 9 D. Zhao, Z. W. Zhuang, X. Cao, C. Zhang, Q. Peng, C. Chen and Y. D. Li, Atomic Site Electrocatalysts for Water Splitting, Oxygen Reduction and Selective Oxidation, *Chem. Soc. Rev.*, 2020, **49**, 2215–2264.
- 10 Y. N. Zhou, J. Li, X. P. Gao, W. Chu, G. P. Gao and L. W. Wang, Recent Advances in Single-Atom Electrocatalysts Supported on Two-Dimensional Materials for the Oxygen Evolution Reaction, *J. Mater. Chem. A*, 2021, **9**, 9979–9999.
- 11 L. Tang, X. G. Meng, D. H. Deng and X. H. Bao, Confinement Catalysis with 2D Materials for Energy Conversion, *Adv. Mater.*, 2019, **31**, 1901996.
- 12 H. Y. Jin, C. X. Guo, X. Liu, J. L. Liu, A. Vasileff, Y. Jiao, Y. Zheng and S. Z. Qiao, Emerging Two-Dimensional Nanomaterials for Electrocatalysis, *Chem. Rev.*, 2018, **118**, 6337–6408.
- 13 M. T. Zhao, Y. Huang, Y. W. Peng, Z. Q. Huang, Q. L. Ma and H. Zhang, Two-Dimensional Metal-Organic Framework Nanosheets: Synthesis and Applications, *Chem. Soc. Rev.*, 2018, **47**, 6267–6295.

- 14 L. Jiao, Y. Wang, H. L. Jiang and Q. Xu, Metal-Organic Frameworks as Platforms for Catalytic Applications, *Adv. Mater.*, 2018, **30**, 1703663.
- 15 Q. L. Qi, J. Hu, Y. J. Zhang, W. Li, B. L. Huang and C. X. Zhang, Two-Dimensional Metal-Organic Frameworks-Based Electrocatalysts for Oxygen Evolution and Oxygen Reduction Reactions, *Adv. Energy Sustainability Res.*, 2020, **2**, 2000067.
- 16 T. C. Li, M. M. Li, X. Y. Zhu, J. Zhang and Y. Jing, Conductive Two-Dimensional  $M_3(C_6S_3O_3)_2$  Monolayers as Effective Electrocatalysts for the Oxygen Reduction Reaction, *J. Mater. Chem. A*, 2021, **9**, 24887–24894.
- 17 J. Zhang, X. Y. Zhu, W. X. Geng, T. C. Li, M. M. Li, C. B. Fang, X. C. Shan and Y. Jing,  $Mo_3(C_6X_6)_2$  ( $X = NH, S, O$ ) Monolayers: Two-Dimensional Conductive Metal-Organic Frameworks as Effective Electrocatalysts for the Nitrogen Reduction Reaction, *J. Energy Chem.*, 2021, **61**, 71–76.
- 18 H. Huang, Y. Zhao, Y. M. Bai, F. M. Li, Y. Zhang and Y. Chen, Conductive Metal-Organic Frameworks with Extra Metallic Sites as an Efficient Electrocatalyst for the Hydrogen Evolution Reaction, *Adv. Sci.*, 2020, **7**, 2000012.
- 19 M. C. Wang, R. H. Dong and X. L. Feng, Two-Dimensional Conjugated Metal-Organic Frameworks (2D c-MOFs): Chemistry and Function for MOFtronics, *Chem. Soc. Rev.*, 2021, **50**, 2764–2793.
- 20 H. F. Wang, L. Y. Chen, H. Pang, S. Kaskel and Q. Xu, MOF-Derived Electrocatalysts for Oxygen Reduction, Oxygen Evolution and Hydrogen Evolution Reactions, *Chem. Soc. Rev.*, 2020, **49**, 1414–1448.
- 21 H. T. B. Pham, J. Y. Choi, S. F. Huang, X. B. Wang, A. Claman, M. Stodolka, S. Yazdi, S. Sharma, W. Zhang and J. Park, Imparting Functionality and Enhanced Surface Area to a 2D Electrically Conductive MOF via Macrocyclic Linker, *J. Am. Chem. Soc.*, 2022, **144**, 10615–10621.
- 22 Y. N. Zhou, L. Sheng, Q. Q. Luo, W. H. Zhang and J. L. Yang, Improving the Activity of Electrocatalysts toward the Hydrogen Evolution Reaction, the Oxygen Evolution Reaction, and the Oxygen Reduction Reaction via Modification of Metal and Ligand of Conductive Two-Dimensional Metal-Organic Frameworks, *J. Phys. Chem. Lett.*, 2021, **12**, 11652–11658.
- 23 G. Kresse and J. Furthmuller, Efficiency of *Ab initio* Total Energy Calculations for Metals and Semiconductors Using A Plane-Wave Basis Set, *Comput. Mater. Sci.*, 1996, **6**, 15–50.
- 24 G. Kresse and J. Furthmuller, Efficient iterative schemes for *ab initio* total-energy calculations using a plane-wave basis set, *Phys. Rev. B: Condens. Matter Mater. Phys.*, 1996, **54**, 11169–11186.
- 25 P. E. Blochl, Projector Augmented-Wave Method, *Phys. Rev. B: Condens. Matter Mater. Phys.*, 1994, **50**, 17953–17979.
- 26 J. P. Perdew, M. Ernzerhof and K. Burke, Rationale for Mixing Exact Exchange with Density Functional Approximations, *J. Chem. Phys.*, 1996, **105**, 9982–9985.
- 27 J. P. Perdew, K. Burke and M. Ernzerhof, Generalized Gradient Approximation Made Simple, *Phys. Rev. Lett.*, 1996, **77**, 3865–3868.
- 28 S. Grimme, J. Antony, S. Ehrlich and H. Krieg, A Consistent and Accurate *Ab Initio* Parametrization of Density Functional Dispersion Correction (DFT-D) for the 94 Elements H-Pu, *J. Chem. Phys.*, 2010, **132**, 154104–154123.
- 29 H. J. Monkhorst and J. D. Pack, Special Points for Brillouin-Zone Integrations, *Phys. Rev. B: Condens. Matter Mater. Phys.*, 1976, **13**, 5188–5192.
- 30 K. Mathew, R. Sundararaman, K. Letchworth-Weaver, T. A. Arias and R. G. Hennig, Implicit Solvation Model for Density-Functional Study of Nanocrystal Surfaces and Reaction Pathways, *J. Chem. Phys.*, 2014, **140**, 084106–084114.
- 31 G. J. Martyna, M. L. Klein and M. Tuckerman, Nosé–Hoover Chains: The Canonical Ensemble via Continuous Dynamics, *J. Chem. Phys.*, 1992, **97**, 2635–2643.
- 32 W. Tang, E. Sanville and G. Henkelman, A Grid-Based Bader Analysis Algorithm Without Lattice Bias, *J. Phys.: Condens. Matter*, 2009, **21**, 084204.
- 33 Y. N. Zhou, G. P. Gao, J. Kang, W. Chu and L. W. Wang, Transition Metal Embedded Two-Dimensional  $C_3N$  as Highly Active Electrocatalysts for Oxygen Evolution and Reduction Reactions, *J. Mater. Chem. A*, 2019, **7**, 12050–12059.
- 34 Y. N. Zhou, G. P. Gao, W. Chu and L. W. Wang, Computational Screening of Transition Metal-Doped Phthalocyanine Monolayers for Oxygen Evolution and Reduction, *Nanoscale Adv.*, 2020, **2**, 710–716.
- 35 J. Greeley and J. K. Nørskov, Electrochemical Dissolution of Surface Alloys in Acids: Thermodynamic Trends from First-Principles Calculations, *Electrochim. Acta*, 2007, **52**, 5829–5836.
- 36 X. Y. Guo, J. X. Gu, S. R. Lin, S. L. Zhang, Z. F. Chen and S. P. Huang, Tackling the Activity and Selectivity Challenges of Electrocatalysts toward the Nitrogen Reduction Reaction via Atomically Dispersed Biatom Catalysts, *J. Am. Chem. Soc.*, 2020, **142**, 5709–5721.
- 37 J. R. Kitchin, J. K. Nørskov, M. A. Barteau and J. G. Chen, Role of Strain and Ligand Effects in the Modification of the Electronic and Chemical Properties of Bimetallic Surfaces, *Phys. Rev. Lett.*, 2004, **93**, 156801.
- 38 V. Stamenkovic, B. S. Mun, K. L. Mayrhofer, P. N. Ross, N. M. Markovic, J. Rossmeisl, J. Greeley and J. K. Nørskov, Changing the Activity of Electrocatalysts for Oxygen Reduction by Tuning the Surface Electronic Structure, *Angew. Chem., Int. Ed.*, 2006, **45**, 2897–2901.
- 39 Y. Liu, Y. M. Wang, B. I. Yakobson and B. C. Wood, Assessing Carbon-Based Anodes for Lithium-Ion Batteries: A Universal Description of Charge-Transfer Binding, *Phys. Rev. Lett.*, 2014, **113**, 028304.
- 40 F. Calle-Vallejo, A. Krabbe and J. M. Garcia-Lastra, How Covalence Breaks Adsorption-Energy Scaling Relations and Solvation Restores Them, *Chem. Sci.*, 2017, **8**, 124–130.
- 41 M. T. Groot and M. T. M. Koper, Redox Transitions of Chromium, Manganese, Iron, Cobalt and Nickel Protoporphyrins in Aqueous Solution, *Phys. Chem. Chem. Phys.*, 2008, **10**, 1023–1031.



- 42 C. Y. Ling, L. Shi, Y. X. Ouyang, X. C. Zeng and J. L. Wang, Nanosheet Supported Single-Metal Atom Bifunctional Catalyst for Overall Water Splitting, *Nano. Lett.*, 2017, **17**, 5133–5139.
- 43 J. K. Nørskov, J. Rossmeisl, A. Logadottir and L. Lindqvist, Origin of the Overpotential for Oxygen Reduction at A Fuel-Cell Cathode, *J. Phys. Chem. B*, 2004, **108**, 17886–17892.
- 44 J. K. Nørskov, T. Bligaard, A. Logadottir, J. R. Kitchin, J. G. Chen, S. Pandelov and U. Stimming, Trends in the Exchange Current for Hydrogen Evolution, *J. Electrochem. Soc.*, 2005, **152**, 23–26.
- 45 Z. W. Seh, J. Kibsgaard, C. F. Dickens, I. Chorkendorff, J. K. Nørskov and T. F. Jaramillo, Combining Theory and Experiment in Electrocatalysis: Insights into Materials Design, *Science*, 2017, **355**, 4998.
- 46 J. Greeley, I. E. Stephens, A. S. Bondarenko, T. P. Johansson, H. A. Hansen, T. F. Jaramillo, J. Rossmeisl, I. Chorkendorff and J. K. Nørskov, Alloys of Platinum and Early Transition Metals as Oxygen Reduction Electrocatalysts, *Nat. Chem.*, 2009, **1**, 552–556.
- 47 H. X. Xu, D. J. Cheng, D. P. Cao and X. C. Zeng, A Universal Principle for A Rational Design of Single-Atom Electrocatalysts, *Nat. Catal.*, 2018, **1**, 339–348.
- 48 T. W. He, S. K. Matta, G. Will and A. J. Du, Transition-Metal Single Atoms Anchored on Graphdiyne as High-Efficiency Electrocatalysts for Water Splitting and Oxygen Reduction, *Small Methods*, 2019, **3**, 1800419.
- 49 R. Zhang and J. J. Warren, Controlling the Oxygen Reduction Selectivity of Asymmetric Cobalt Porphyrins by Using Local Electrostatic Interactions, *J. Am. Chem. Soc.*, 2020, **142**, 13426–13434.
- 50 X. Y. Guo, S. R. Lin, J. X. Gu, S. L. Zhang, Z. F. Chen and S. P. Huang, Simultaneously Achieving High Activity and Selectivity toward Two-Electron O<sub>2</sub> Electroreduction: The Power of Single-Atom Catalysts, *ACS Catal.*, 2019, **9**, 11042–11054.
- 51 L. H. Zhang, X. Y. Guo, S. L. Zhang and S. P. Huang, Building Up the “Genome” of Bi-Atom Catalysts toward Efficient HER/OER/ORR, *J. Mater. Chem. A*, 2022, **10**, 11600–11612.