

Cite this: *Chem. Sci.*, 2018, 9, 1424Received 4th November 2017
Accepted 2nd January 2018

DOI: 10.1039/c7sc04768a

rsc.li/chemical-science

sp³ C–H activation via *exo*-type directing groups

Yan Xu and Guangbin Dong *

The application of *exo*-type directing groups (DGs) has led to the discovery of a wide range of novel C(sp³)–H activation methods, which allow efficient and site-selective functionalization of alcohol and amide derivatives. In this mini-review we discuss the challenges of this field and summarize the achievements, including DG designs, reaction discoveries and mechanistic studies.

Introduction

Site-selective functionalization of inert aliphatic C–H bonds has become an increasingly important tool, as it shows promise for streamlining the synthesis of complex organic molecules.¹ Among various approaches, cyclometalation aided by an adjacent directing group (DG) is frequently utilized to activate C–H bonds with excellent site-selectivity control. Given that the majority of coordinating groups bear a π -bond moiety,^{1b,i} the DGs can be divided into two categories: *endo*-DGs that feature an endocyclic π -bond after C–H metalation and *exo*-DGs that feature an exocyclic π -bond instead (Scheme 1a). The C–H activations assisted by *endo*-DGs have been widely explored.² While highly efficient, these C–H activations usually require functional groups (FGs) with double bonds already built in, such as pyridines,^{2a} oxazolines,^{2b} carboxylic acids^{2c} and ketone derivatives^{2a,d-f} (Scheme 1b). In contrast, reactions *via* an *exo*-directing mode were historically less developed, but have received considerable attention recently. Compared to their

endo counterparts, the *exo*-DGs are typically derived from more flexible FGs, such as alcohols and aliphatic amines, which opens the door for developing new site-selective C–H functionalizations (Scheme 1c). To better describe the challenges and achievements of this field, this mini-review is divided into two parts, with (i) a brief introduction to the “*endo* effect” from the organometallic viewpoint and (ii) a discussion of stoichiometric and catalytic transformations in functionalizing unactivated C(sp³)–H bonds *via* *exo*-type DGs. Reactions with C(sp²)–H or activated C(sp³)–H bonds will not be included in this article.

Endo vs. *exo*: the “*endo* effect”

C–H cyclometalation can be highly regioselective when C–H bonds are available for activation through either *endo* or *exo* directing modes.³ The selective activation of “*endo* C–H bonds” over “*exo* C–H bonds”, which has been widely referred to as the “*endo* effect”, has been observed with various types of DG, such as imines and oxazolines.⁴ For example, treating *N*-benzylbenzaldimine with Li₂PdCl₄ led to a chloro-bridged *endo*-palladacycle, which underwent ligand exchange to give the monomer whose structure was unambiguously assigned by X-ray diffraction (Scheme 2a).⁵ In nearly a quantitative yield, the *endo*-metallacycle was also formed exclusively when 4-phenyl-2-oxazoline was treated with stoichiometric Pd(OAc)₂ (Scheme 2b).⁶ Such a tendency was also observed for other transition metals, such as platinum (Scheme 2c).⁷ It is worth pointing out that the *endo* effect is not restricted to C–H metalation reactions. In the case of the oxidative addition of *ortho*-brominated *N*-benzylbenzaldimine to Pd(0), the *endo*-complex was formed preferentially as well.⁸ While the detailed reason for this *endo* effect is yet to be fully elucidated, studies have suggested that a combination of structural factors, *e.g.* bond angle, distortion of the C=N π -bond, the planarity of the metallacycle *etc.*, makes the *endo*-complexes derived from imines or oxazolines more thermodynamically stable than their *exo* counterparts.⁹

The preference for *endo* activation can be very strong in certain cases, such that it permits the activation of an *endo*



Scheme 1 (a) *Endo*-metalation vs. *exo*-metalation. (b) Representative *endo*-type directing groups. (c) Representative *exo*-type directing groups.

Department of Chemistry, University of Chicago, Chicago, Illinois 60637, USA. E-mail: gbdong@uchicago.edu





Scheme 2 Endo preference in regioselective C–H metalation.

$C(sp^3)$ -H bond in the presence of a more reactive exo $C(sp^2)$ -H bond. The reaction between 2-*tert*-butyl-4-phenyl-2-oxazoline and $Pd(OAc)_2$ is an impressive example (Scheme 3).^{9a} Under various reaction conditions, the *endo* sp^3 palladated complex was obtained as the major product with up to 10 : 1 regioselectivity (Scheme 3a). In addition, treatment of the pure *exo*-complex with AcOH at 80 °C led to an 8.5 : 1 mixture of the *endo*- and *exo*-isomers. Treatment of the pure *endo*-complex under the same reaction conditions led to a similar 10.5 : 1 mixture of isomers (Scheme 3b). These experiments suggest that (i) there is an equilibrium between the *exo* and *endo* isomers, and (ii) the *endo* sp^3 C–H palladation is thermodynamically favoured, at least in these cases.

It appears that, in some cases, the *exo*-complex is the kinetic product, which can be isolated and then isomerized to the more thermodynamically stable *endo*-complex. As one example, a five-

Scheme 3 Selective activation of *endo* $C(sp^3)$ -H bonds over *exo* $C(sp^2)$ -H bonds.

membered *exo*-palladacycle was obtained by reacting *N*-methylbenzylideneamine with $Pd(OAc)_2$ under mild reaction conditions at 60 °C, which was further transformed to a more stable *endo* palladacycle in refluxing acetic acid (Scheme 4).¹⁰

Under a strong electronic or steric bias, the *exo*-metallacycle can sometimes become the major product. For instance, *exo*-palladacycles were obtained at room temperature for the reaction of benzaldehyde phenylhydrazones **1a** and **1b** with $PdCl_2$, likely due to the large difference in electron density between the *endo*- and *exo*-rings as a result of the highly electron-donating amine moiety. As expected, when more electron-withdrawing (and also sterically demanding) chlorine substituents were introduced at the *ortho*- and *meta*-positions of the phenylhydrazine rings (**1c** and **1d**), only the *endo*-metallacycles were obtained (Scheme 5a).¹¹ Besides, the *exo*-metalation can also be accomplished by blocking the *endo* reaction sites. For example, when both the *endo* C–H bonds of *N*-benzylbenzaldimine were replaced by chlorine atoms, the *exo*-palladacycle was formed exclusively (Scheme 5b).¹²

sp^3 C–H activation *via* *exo*-type DGs

To outcompete the *endo* preference, two general strategies are commonly applied in the design of *exo*-DGs for sp^3 C–H activation: (i) blocking or obviating potential *endo* reaction sites (Scheme 6a and b) and/or (ii) adding an extra coordinating entity at a proper position on the *endo* side to enable chelation (Scheme 6c and d). In the latter case, formation of an additional 5- or 6-membered metallacycle inhibits the activation of the *endo* C–H bonds (if any) and may further promote the *exo* metalation due to the increased structural rigidity.

a. Reactions with stoichiometric metals

In 2000 and 2002, two seminal stoichiometric examples were reported by Sames and co-workers in the synthesis of rhazinilam¹³ and the core of teleocidin B4.¹⁴ In Scheme 7, the C–H platination of a remote ethyl group was promoted by a phenylpyridyl ketimine-type DG using stoichiometric cationic $Pt(II)$, followed by a β -hydride elimination to afford an alkene- $Pt(II)$ -H complex. The *endo* $C(sp^2)$ -H bonds at the phenyl and pyridyl groups were untouched. In Scheme 8, *exo*-palladacycles were obtained through the activation of *tert*-butyl groups when treating 2-*tert*-butylaniline-derived 2,6-bismethoxybenzaldimines with $PdCl_2$ in acetic acid. The two *ortho*-OMe substituents not only blocked the *endo* reaction sites, but also

Scheme 4 Isomerization of *exo*-metallacycles to *endo*-metallacycles.



Scheme 5 *Exo*-metallacycle formation promoted by (a) electronic bias and (b) blocking of *endo* reaction sites.



Scheme 6 General strategies in the design of *exo*-directing groups.

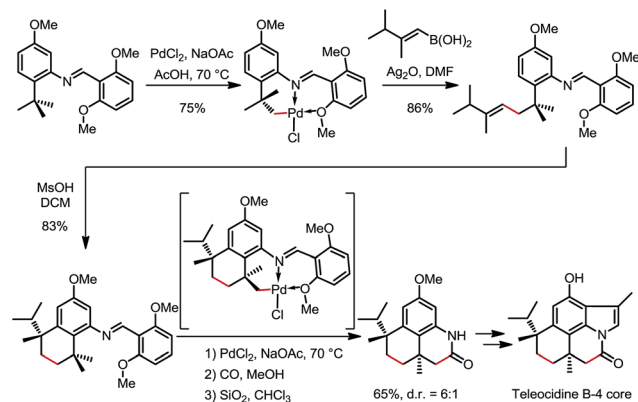


Scheme 7 Pt-mediated dehydrogenation of a remote ethyl group.

served as additional directing groups. The alkenylation and carbonylation products were further furnished in high yields by treating the resulting Pd complexes with vinyl boronic acid and CO/MeOH, respectively (Scheme 8).

b. Catalytic reactions

In 2012, Dong and co-workers reported a Pd-catalyzed β -C(sp³)-H acetoxylation reaction of masked alcohols using PIDA as the oxidant (Scheme 9).¹⁵ A 2,6-bismethoxybenzaloxime protecting group was used as an *exo*-DG, and to mask the hydroxyl group of the alcohol. The *ortho*-OMe groups once again were found to be

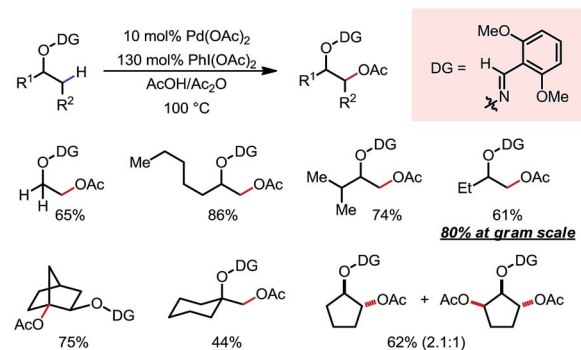


Scheme 8 Pd-mediated C(sp³)-H alkenylation and carbonylation of 2-*tert*-butylaniline derivatives.

indispensable, as they blocked the *endo* reaction sites and served as potential secondary coordination sites. Methyl, cyclic methylene and even bridgehead methine C-H bonds were readily acetoxyated in a group of primary, secondary and tertiary alcohol derivatives, providing chemically differentiated 1,2-diols after orthogonal deprotection. It is worth mentioning that the DG can be conveniently removed using zinc and acetic acid.

The mechanism was investigated by the same team in 2016 to elucidate the unusual activation of bridgehead C-H bonds.¹⁶ With a salicylaldehyde-derived *exo*-DG, the C-H cyclopalladation occurred smoothly at the bridgehead position, furnishing a [6,5]-fused palladacycle (Scheme 10). Further treatment of the complex with iodine led to iodination at the bridgehead position in a moderate yield. The previously used 2,6-bismethoxybenzaloxime DG, on the other hand, was found incompatible in this stoichiometric study, due to an elimination to yield 2,6-bismethoxybenzoxime when no oxidant was applied.

An Ir(III)-catalyzed β -C(sp³)-H amidation reaction of masked alcohols was reported in 2014 by Chang and co-workers using sulfonyl azides as the amine source (Scheme 11).¹⁷ A cyclohexyl ketoxime-type DG was introduced on the free alcohol to facilitate the C-H activation through formation of a five-membered *exo*-iridacycle. A range of primary, secondary and tertiary

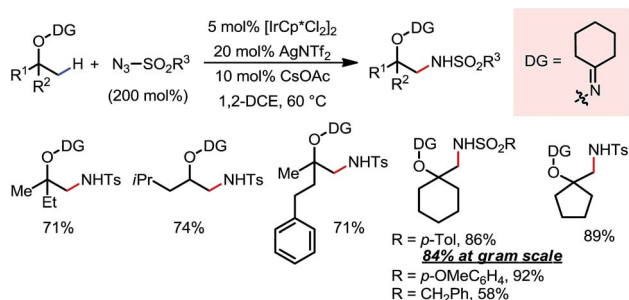


Scheme 9 Pd-catalyzed β -C-H acetoxylation of masked alcohols.





Scheme 10 C–H cyclopalladation at bridgehead positions enabled by an *exo*-directing group.



Scheme 11 Ir-catalyzed β -C–H amidation of masked alcohols.

alcohols can be readily amidated at β -methyl positions using different sulfonyl azides, furnishing β -amino alcohols after removal of the DG through reductive cleavage of the N–O bond using LiAlH₄.

In 2015, a Pd-catalyzed β -C(sp³)-H sulfonyloxylation reaction of masked alcohols was reported by Dong and co-workers, using NFSI as the oxidant and sulfonic acids as the source of the sulfonyloxy groups (Scheme 12).¹⁸ An 8-quinolinecarbaldoxime-type *exo*-DG, which can be installed through a one- or two-pot procedure from the free alcohol, was found to be optimal. The proposed mechanism following a Pd(II)–Pd(IV) cycle is depicted in Scheme 12a, and the reaction proceeds through (i) β -C–H palladation to form a five-membered *exo*-palladacycle, (ii) oxidation to generate Pd(IV) and (iii) reductive elimination to yield the product and regenerate the Pd(II) catalyst.

A variety of primary, secondary and tertiary alcohols with different FGs were found to be compatible in this reaction (Scheme 12b). In addition to OTs, other sulfonyloxy groups, such as OMs and ONs, were readily introduced at the β -methyl position and could then serve as a good leaving group for further derivatization. For example, the mono-protected 2*H*-pregnanediol was rapidly functionalized to give various derivatives at the inert C21 position through sequential β -tosyloxylation and S_N2 reactions (Scheme 12c). The DG can be easily removed either under catalytic hydrogenation conditions or using zinc and acetic acid. Moreover, the C–H bonds at the cyclic methylenes could also be functionalized when no β -methyl was available (Scheme 13). Interestingly, competing β -C–H fluorination occurred along with the β -sulfonyloxylation. A preference for functionalizing equatorial C–H bonds was observed in all cases.



Scheme 12 Pd-catalyzed β -C–H sulfonyloxylation of masked alcohols.

A Pd-catalyzed intramolecular β -C(sp³)-H etherification reaction with internal hydroxyl nucleophiles was reported by Dong and co-workers in 2015 (Scheme 14).¹⁹ Directed by an oxime-masked alcohol, various aliphatic cyclic ethers with 4- to 7-membered rings were readily formed through dehydrogenative annulation at β -methyl positions. Tethered primary, secondary and tertiary hydroxyl groups can all be used as nucleophiles, as well as TBS- and Bn-protected alcohols



Scheme 13 Pd-catalyzed β -C–H fluorination/sulfonyloxylation of masked cyclohexanols.





Scheme 14 Pd-catalyzed intramolecular β -C–H etherification with internal hydroxyl nucleophiles.

(Scheme 14a). The reaction was proposed to begin with β -C–H palladation, followed by oxidation to form a hypervalent Pd species and then an S_N2 -type reductive elimination to furnish the ether product (Scheme 14b).

Apart from using alcohol-based substrates, in 2016 Dong and co-workers reported a Pd-catalyzed β -C(sp³)–H oxygenation reaction of sulfonyl-protected primary amines (Scheme 15).²⁰ A removable hydrazone-based *exo*-DG, which was introduced through a one-pot procedure on the free amine, was capable of promoting the β -C–H activation through formation of a five-membered *exo*-palladacycle. Similar to the case of oxime-



Scheme 15 Pd-catalyzed β -C–H oxygenation of protected amines.

based DGs, 2,6-bismethoxyphenyl- and 8-quinolinyl-derived hydrazones were used for the β -acetoxylation (Scheme 15a) and the β -tosyloxylation (Scheme 15b), respectively. A wide range of primary amines with different skeletons and FGs, including those equipped with removable sulfonyl protecting groups (such as *p*-nosyl and SES), were readily oxidized at the β -methyl C–H bonds. The β -OTs could be further derivatized through S_N2 reactions. The DG can be readily removed through cleavage of the N–N bond using zinc and acetic acid.

In 2017, Daugulis and co-workers reported a Pd-catalyzed β -C(sp³)–H arylation promoted by a pyrazole DG (Scheme 16).²¹ Aryl iodides were used as the aryl source, and a high yield was achieved when combining LiOTf/TFA/LiOAc and Ag₂O as the additives. Methyl and some methylene/methine C–H bonds were arylated with a good tolerance of FGs. Upon ozonolysis, the pyrazole motif can be converted to an amide moiety.

In 2017, Liu^{22a} and Liu^{22b} independently reported the Pd-catalyzed β -sulfonimidation of masked alcohols using NFSI as the oxidant and the nitrogen source (Scheme 17). The 8-quinolinyl-derived aldoxime was found to be the optimal *exo* DG in each work. Methyl C(sp³)–H bonds in various skeletons can be activated with tolerance of many FGs, such as free alcohols, olefins, primary alkyl chlorides and tosylates. 1,2-Amino alcohol derivatives were furnished upon removal of the DG and the sulfonyl group.

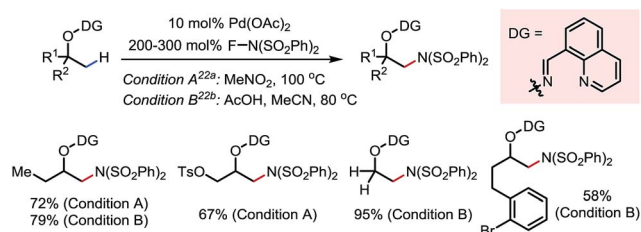
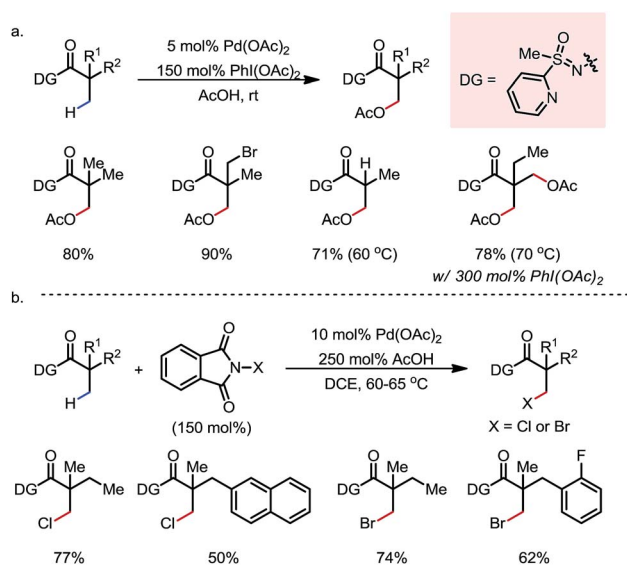
A unique *S*-methyl-*S*-2-pyridylsulfoximine-based DG,²³ developed by the Sahoo group, was found to be another effective *exo*-type DG that promotes C(sp³)–H activation (Scheme 18).^{23b,c} Various primary β -C–H bonds of sulfoximine-*N*-amides, typically derived from the corresponding carboxylic acids or acyl chlorides, underwent facile Pd-catalyzed acetoxylation^{23b} (Scheme 18a) or halogenation^{23c} (Scheme 18b) using PhI(OAc)₂ or *N*-halophthalimide as the oxidant, respectively. A number of FGs were found to be compatible. The DG can be removed and recycled from the products through hydrolysis, furnishing free carboxylic acids in high yields.

While significant progress has been made in C–H activation using amide,²⁴ sulfonamide,²⁵ hydrazone²⁰ and urea-type DGs,²⁶ extra synthetic steps are required for DG installation



Scheme 16 Pd-catalyzed β -C–H arylation of 1-alkyl-1*H*-pyrazoles.



Scheme 17 Pd-catalyzed β -C–H sulfonimidation of masked alcohols.Scheme 18 Pd-catalyzed β -C–H acetoxylation and halogenation of sulfoximine-*N*-amides.

and removal. Hence, direct employment of free amines as the substrates became an ideal approach.²⁷ In 2016, the Dong,²⁸ Ge,²⁹ Yu,³⁰ and Murakami³¹ groups independently reported the Pd-catalyzed γ -C(sp³)-H arylation of free primary amines using 8-formylquinoline, glyoxylic acid, 2-hydroxynicotinaldehyde and 3,5-di-*tert*-butylsalicylaldehyde as temporary DGs (TDGs), respectively.

8-formylquinoline was first used by Dong and co-workers (Scheme 19).²⁸ Through *in situ* condensation with free primary amines, an imine was formed, which promoted the γ -C–H activation as an *exo*-DG via formation of a [6,5]-fused palladacycle. By coupling with bisaryliodonium salts as the oxidant and the aryl source, methyl and methylene (cyclic and acyclic) C–H bonds at the γ -position of various free primary amines were readily arylated with broad FG tolerance (Scheme 19a). While a one-pot benzoyl protection was generally conducted afterwards for the convenience of isolation, direct isolation of free arylated amines was feasible on a larger scale, along with the recovery of most of the DG component. Catalytic use of the DG component was also demonstrated, albeit with relatively low efficiency (Scheme 19b).

The δ -arylation of 2-*tert*-butylanilines was also achieved under modified reaction conditions (Scheme 20). To achieve

Scheme 19 Pd-catalyzed γ -C–H arylation of free primary amines using 8-formylquinoline as the transient directing group.

higher yields, the aniline substrates were pre-mixed with 8-formylquinoline for 1 h. A group of FGs were found to be compatible, and the aniline products were directly isolated without derivatization (Scheme 20a). A cyclopalladated complex was isolated by reacting the pre-condensed imine with stoichiometric Pd(OAc)₂, providing solid evidence for the *exo* coordination mode (Scheme 20b).

Ge and co-workers identified glyoxylic acid monohydrate as another optimal TDG (Scheme 21).²⁹ Using 20 mol% of the TDG and 10 mol% of Pd(OAc)₂ as the catalyst, γ -arylated amines were furnished and directly isolated in high yields from a large number of primary amines and aryl iodides in the presence of stoichiometric silver salt (Scheme 21a). Amines with a secondary α -carbon were found incompatible due to α -oxidation and the lack of the Thorpe–Ingold effect. A C–H palladated

Scheme 20 Pd-catalyzed δ -C–H arylation of 2-*tert*-butylanilines.



Scheme 22 Pd-catalyzed γ -C–H arylation of free primary amines using 2-hydroxynicotinaldehyde as the transient directing group.

3,5-Di-*tert*-butylsalicylaldehyde was found to be another effective TDG by Murakami and co-workers (Scheme 23).³¹ Pre-condensation between the amine substrates and the TDG was carried out at 110 °C for 15 min before the addition of the rest of reagents. Various aryl iodides and unprotected primary amines were compatible. The feasibility of using the DG in a catalytic fashion was also demonstrated in one example with 2-ethyl-aniline as the substrate.

Two other types of sp^3 C–H activation *via* the formation of *exo*-metallacycles are also worth mentioning, although the DGs or the directing motifs applied in these reactions may not strictly qualify as typical *exo*-DGs (Scheme 24). In the first case, a carbamoyl-metal species is generated from either (i) oxidative addition of acyl chlorides³² or (ii) carbonylation of free amines.^{27c,33} Upon cyclometalation at the β -C–H bond, an *exo*-metallacycle is formed, which further transforms to a β -lactam through reductive elimination^{32,33} (Scheme 24a). A similar reaction mode was also reported with vinyl bromides through sequential oxidative addition/C–H metalation to induce intramolecular C(sp^3)-H activation and the subsequent formation of C–C bonds.^{1a,34} In the second scenario, it is sometimes proposed that the deprotonation of the sulfonamide under basic

Scheme 21 Pd-catalyzed γ -C–H arylation of free primary amines using glyoxylic acid as the transient directing group.

complex that featured a [5,5]-fused palladacycle was obtained by reacting *tert*-amylamine with glyoxylic acid and stoichiometric Pd(OAc)₂. Further treatment of this complex under arylation conditions yielded γ -arylated *tert*-amylamine as the product (Scheme 21b). A detailed reaction mechanism was proposed accordingly (Scheme 21c).

Yu and co-workers discovered that the same type of reaction could also be achieved using 20–50 mol% 2-hydroxynicotinaldehyde as the TDG (Scheme 22).³⁰ A range of different aryl and heteroaryl iodides were readily coupled with primary amines through the activation of the γ -methyl and methylene C–H bonds. Various FGs were well tolerated. In one example, the unprotected γ -arylated cyclohexylamine product was obtained in 61% yield on a 2 mmol scale when only 4 mol% TDG and 2 mol% Pd were employed.



Scheme 23 Pd-catalyzed γ -C–H arylation of free primary amines using 3,5-di-*tert*-butylsalicylaldehyde as the transient directing group.





Scheme 24 Two other types of C(sp³)-H activation via the formation of *exo*-metallacycles.

conditions generates a sulfonamide motif, which promotes the cyclopalladation at the γ -position as an *exo*-DG.^{25,35} Further transformations of this intermediate lead to various C-C bond forming reactions (Scheme 24b). Given the space limitation, these two types of reaction will not be discussed in detail.

Conclusions

The *exo*-type DGs have emerged as a powerful tool for the functionalization of unactivated sp³ C-H bonds, particularly in alcohol or amine-containing compounds. A range of novel directing modes and unconventional site selectivities have therefore been disclosed using *exo*-type DGs, such as in the β -functionalization of masked alcohols and in the β - and γ -functionalization of amines. Functionalization of other classes of compound, beyond alcohols and amines, using such an *exo*-directing mode will continue to be discovered. In addition, activation of more remote C-H bonds through the formation of larger metallacycles, as well as new catalytic transformations using other transition metals or new classes of *exo*-DG, should represent promising directions of research. Finally, it is anticipated that applications of these distinct methods in the syntheses of complex natural products or drug molecules would appear more frequently in future work.

Conflicts of interest

There are no conflicts to declare.

Acknowledgements

We thank the Frasci Foundation for funding. Y. X. thanks the William Rainey Harper Dissertation Fellowship and the Bristol-Myers Squibb Graduate Fellowship for financial support. Dr Siu Yin (Serena) Lee is acknowledged for proofreading the manuscript.

Notes and references

- (a) O. Daugulis, H.-Q. Do and D. Shabashov, *Acc. Chem. Res.*, 2009, **42**, 1074–1086; (b) T. W. Lyons and M. S. Sanford, *Chem. Rev.*, 2010, **110**, 1147–1169; (c) D. A. Colby, R. G. Bergman and J. A. Ellman, *Chem. Rev.*, 2010, **110**, 624–655; (d) J.-Q. Yu and Z. Shi, *Topics in Current Chemistry, C-H Activation*, Springer, 2010, vol. 292; (e) H. M. L. Davies, J. Du Bois and J.-Q. Yu, *Chem. Soc. Rev.*, 2011, **40**, 1855–1856; (f) J. Yamaguchi, A. D. Yamaguchi and K. Itami, *Angew. Chem., Int. Ed.*, 2012, **51**, 8960–9009; (g) M. C. White, *Science*, 2012, **335**, 807–810; (h) L. Yang and H. Huang, *Chem. Rev.*, 2015, **115**, 3468–3517; Y. Minami and T. Hiyama, *Acc. Chem. Res.*, 2016, **49**, 67–77. (i) T. Gensch, M. Hopkinson, F. Glorius and J. Wencel-Delord, *Chem. Soc. Rev.*, 2016, **45**, 2900–2936; (j) J. He, M. Wasa, K. S. L. Chan, Q. Shao and J.-Q. Yu, *Chem. Rev.*, 2017, **117**, 8754–8786; (k) Z. Dong, Z. Ren, S. J. Thompson, Y. Xu and G. Dong, *Chem. Rev.*, 2017, **117**, 9333–9403; (l) J. R. Hummel, J. A. Boerth and J. A. Ellman, *Chem. Rev.*, 2017, **117**, 9163–9227; (m) D. S. Kim, W. J. Park and C. H. Jun, *Chem. Rev.*, 2017, **117**, 8977–9015; (n) Y. Park, Y. Kim and S. Chang, *Chem. Rev.*, 2017, **117**, 9247–9301; (o) O. Baudoin, *Acc. Chem. Res.*, 2017, **50**, 1114–1123.
- For representative works using *endo*-type DGs, see: (a) L. V. Desai, K. L. Hull and M. S. Sanford, *J. Am. Chem. Soc.*, 2004, **126**, 9542–9543; (b) R. Giri, X. Chen and J.-Q. Yu, *Angew. Chem., Int. Ed.*, 2005, **44**, 2112–2115; (c) R. Giri, N. Mangel, J.-J. Li, D.-H. Wang, S. P. Breazzano, L. B. Saunders and J.-Q. Yu, *J. Am. Chem. Soc.*, 2007, **129**, 3510–3511; (d) F.-L. Zhang, K. Hong, T.-J. Li, H. Park and J.-Q. Yu, *Science*, 2016, **351**, 252–256; (e) K. Yang, Q. Li, Y. Liu, G. Li and H. Ge, *J. Am. Chem. Soc.*, 2016, **138**, 12775–12778; (f) Y. Xu, M. C. Young and G. Dong, *J. Am. Chem. Soc.*, 2017, **139**, 5716–5719.
- J. Dupont, C. S. Consorti and J. Spencer, *Chem. Rev.*, 2005, **105**, 2527–2571.
- (a) G. De Munno, M. Ghedini and F. Neve, *Inorg. Chim. Acta*, 1995, **239**, 155–158; (b) J. Barro, J. Granell, D. Saiz, J. Sales, M. Font-Bardía and X. Solans, *J. Organomet. Chem.*, 1993, **456**, 147–154.
- P. W. Clark, S. F. Dyke and G. Smith, *J. Organomet. Chem.*, 1987, **330**, 447–460.
- O. N. Gorunova, K. J. Keuseman, B. M. Goebel, N. A. Kataeva, A. V. Churakov, L. G. Kuz'mina, V. V. Dunina and I. P. Smoliakova, *J. Organomet. Chem.*, 2004, **689**, 2382–2394.
- M. Crespo, M. Martinez and J. Sales, *Organometallics*, 1992, **11**, 1288–1295.
- J. Albert, J. Barro and J. Granell, *J. Organomet. Chem.*, 1991, **408**, 115–123.
- (a) R. Y. Mawo, S. Mustakim, V. G. Young Jr, M. R. Hoffmann and I. P. Smoliakova, *Organometallics*, 2007, **26**, 1801–1810; (b) K. J. Keuseman, I. P. Smoliakova and V. V. Dunina, *Organometallics*, 2005, **24**, 4159–4169.
- J. Albert, R. M. Ceder, M. Gomez, J. Granell and J. Sales, *Organometallics*, 1992, **11**, 1536–1541.



- 11 J. Granell, R. Moragas, J. Sales, M. Font-Bardía and X. Solans, *J. Chem. Soc., Dalton Trans.*, 1993, **8**, 1237–1244.
- 12 J. Albert, M. Gomez, J. Granell and J. Sales, *Organometallics*, 1990, **9**, 1405–1413.
- 13 J. A. Johnson and D. Sames, *J. Am. Chem. Soc.*, 2000, **122**, 6321–6322.
- 14 B. D. Dangel, K. Godula, S. W. Youn, B. Sezen and D. Sames, *J. Am. Chem. Soc.*, 2002, **124**, 11856–11857.
- 15 Z. Ren, F. Mo and G. Dong, *J. Am. Chem. Soc.*, 2012, **134**, 16991–16994.
- 16 Z. Ren and G. Dong, *Organometallics*, 2016, **35**, 1057–1059.
- 17 T. Kang, H. Kim, J. G. Kim and S. Chang, *Chem. Commun.*, 2014, **50**, 12073–12075.
- 18 Y. Xu, G. Yan, Z. Ren and G. Dong, *Nat. Chem.*, 2015, **7**, 829–834.
- 19 S. J. Thompson, D. Q. Thach and G. Dong, *J. Am. Chem. Soc.*, 2015, **137**, 11586–11589.
- 20 Z. Huang, C. Wang and G. Dong, *Angew. Chem., Int. Ed.*, 2016, **55**, 5299–5303.
- 21 N. Gulia and O. Daugulis, *Angew. Chem., Int. Ed.*, 2017, **56**, 3630–3634.
- 22 (a) Y. Dong and G. Liu, *J. Org. Chem.*, 2017, **82**, 3864–3872; (b) L. Jin, X. Zeng, S. Li, X. Hong, G. Qiu and P. Liu, *Chem. Commun.*, 2017, **53**, 3986–3989.
- 23 (a) M. R. Yadav, R. K. Rit and A. K. Sahoo, *Chem.–Eur. J.*, 2012, **18**, 5541–5545; (b) R. K. Rit, M. R. Yadav and A. K. Sahoo, *Org. Lett.*, 2012, **14**, 3724–3727; (c) R. K. Rit, M. R. Yadav, K. Ghosh, M. Shankar and A. K. Sahoo, *Org. Lett.*, 2014, **16**, 5258–5261.
- 24 For a seminal example, see: V. G. Zaitsev, D. Shabashov and O. Daugulis, *J. Am. Chem. Soc.*, 2005, **127**, 13154–13155.
- 25 For selected seminal examples, see: (a) N. Rodríguez, J. Romero-Revilla, M. A. Fernández-Ibáñez and J. C. Carretero, *Chem. Sci.*, 2013, **4**, 175–179; (b) K. S. L. Chan, M. Wasa, L. Chu, B. N. Laforteza, M. Miura and J.-Q. Yu, *Nat. Chem.*, 2014, **6**, 146–150; (c) L. Chu, K.-J. Xiao and J.-Q. Yu, *Science*, 2014, **346**, 451–455; (d) M. Yang, B. Su, Y. Wang, K. Chen, X. Jiang, Y.-F. Zhang, X.-S. Zhang, G. Chen, Y. Cheng, Z. Cao, Q.-Y. Guo, L. Wang and Z.-J. Shi, *Nat. Commun.*, 2014, **5**, 4707–4712.
- 26 For a seminal example, see: M. Kim, J. V. Mulcahy, C. G. Espino and J. Du Bois, *Org. Lett.*, 2006, **8**, 1073–1076.
- 27 (a) C. He and M. J. Gaunt, *Angew. Chem., Int. Ed.*, 2015, **54**, 15840–15844; (b) A. P. Smalley and M. J. Gaunt, *J. Am. Chem. Soc.*, 2015, **137**, 10632–10641; (c) A. McNally, B. Haffemayer, B. S. L. Collins and M. J. Gaunt, *Nature*, 2014, **510**, 129–133. For a non-directed approach, see: (d) M. Lee and M. S. Sanford, *J. Am. Chem. Soc.*, 2015, **137**, 12796–12799.
- 28 Y. Xu, M. C. Young, C. Wang, D. M. Magness and G. Dong, *Angew. Chem., Int. Ed.*, 2016, **55**, 9084–9087.
- 29 Y. Liu and H. Ge, *Nat. Chem.*, 2017, **9**, 26–32.
- 30 Y. Wu, Y. Q. Chen, T. Liu, M. D. Eastgate and J. Q. Yu, *J. Am. Chem. Soc.*, 2016, **138**, 14554–14557.
- 31 A. Yada, W. Liao, Y. Sato and M. Murakami, *Angew. Chem., Int. Ed.*, 2017, **56**, 1073–1076.
- 32 (a) C. Tsukano, M. Okuno and Y. Takemoto, *Angew. Chem., Int. Ed.*, 2012, **51**, 2763–2766; (b) D. Dailier, R. Rocaboy and O. Baudoin, *Angew. Chem., Int. Ed.*, 2017, **129**, 7324–7328.
- 33 (a) D. Willcox, B. G. N. Chappell, K. F. Hogg, J. Calleja, A. P. Smalley and M. J. Gaunt, *Science*, 2016, **354**, 851–857; (b) J. R. Cabrera-Pardo, A. Trowbridge, M. Nappi, K. Ozaki and M. J. Gaunt, *Angew. Chem., Int. Ed.*, 2017, **56**, 11958–11962.
- 34 For a seminal example, see: J. Sofack-Kreutzer, N. Martin, A. Renaudat, R. Jazzar and O. Baudoin, *Angew. Chem., Int. Ed.*, 2012, **51**, 10399–10402.
- 35 H. Jiang, J. He, T. Liu and J.-Q. Yu, *J. Am. Chem. Soc.*, 2016, **138**, 2055–2059.

