

REVIEW

View Article Online

View Journal | View Issue



Cite this: *Org. Chem. Front.*, 2018, 5, 273

Received 31st August 2017,
Accepted 23rd October 2017

DOI: 10.1039/c7qo00786h

rs.c.li/frontiers-organic

Total syntheses of pyrroloazocine indole alkaloids: challenges and reaction discovery

Mariia S. Kirillova, ^a Fedor M. Miloserdov ^a and Antonio M. Echavarren ^{a,b}

Lapidilectines, grandilodines, lundurines and tenuisines are indole alkaloids, isolated from plants of *Kopsia* genus. They feature a common indole-fused pyrroloazocine core, whose construction poses a significant synthetic challenge. In this review, we discuss the reported strategies for the total synthesis of this family of alkaloids with a focus on the different methods used for the construction of spiro[cyclohexane-2-indoline] and indole-pyrroloazocine intermediates, introduction of indole-fused cyclopropane as well as other new methodologies uncovered in the course of the total syntheses. In closing, the existing hypothesis of the biosynthetic origin and relationships of the pyrroloazocine indole alkaloids are presented.

1. Introduction

Pyrroloazocine indole alkaloids is a family comprising sixteen natural compounds isolated from two closely related plant species, *Kopsia grandifolia*^{1–3} and *Kopsia tenuis*^{4–6} (Scheme 1). *Kopsia grandifolia* as a species was described in 2004 in the D. J. Middleton classification,⁷ and was previously known as

Kopsia lapidilecta.^{1,2} In the modern classification,⁷ *Kopsia lapidilecta* describes another plant that grows on Natuna islands in Indonesia, while *Kopsia grandifolia* is distributed over peninsular Malaysia, and *Kopsia tenuis* is endemic to the Sarawak region on the North of the Borneo island.

All sixteen pyrroloazocine indole alkaloids have a common pyrroloazocine core and they are biosynthetically related by a series of decarboxylation events⁸ (Scheme 1). These natural compounds can be further divided into three subcategories based on their key structural features: diester, lactone or cyclopropane. Diester natural compounds were isolated from the *Kopsia grandifolia* plant as both epimers at the C16 position^{2,3} (here and further in the manuscript we will use the numbering

^aInstitute of Chemical Research of Catalonia (ICIQ), Barcelona Institut of Science and Technology, Av. Països Catalans 16, 43007 Tarragona, Spain.
E-mail: aechavarren@iciq.es


^bDepartament de Química Analítica i Química Orgànica, Universitat Rovira i Virgili, C/Marcel·lí Domingo s/n, 43007 Tarragona, Spain



Mariia S. Kirillova

Mariia S. Kirillova was born in Bryansk (Russia) in 1988 and graduated in chemistry from the Gubkin Russian State University of Oil and Gas in Moscow (Russia) in 2011. She was awarded a pre-doctoral fellowship from the Government of Catalonia to work on the synthesis of complex natural products at the Institute of Chemical Research of Catalonia (ICIQ) with Prof. Antonio M. Echavarren and obtained her

Ph.D. in 2016. She continued as a post-doctoral associate until the summer of 2017. In 2015, she worked with the group of Prof. Corey R. J. Stephenson (University of Michigan) as a summer exchange student. Recently, she joined the University of Zurich as a post-doctoral researcher in the group of Prof. Cristina Nevado.



Fedor M. Miloserdov

Fedor Miloserdov was born in Moscow in 1990 and started to work in the research laboratory while at high school (Moscow Chemical Lyceum). He graduated from the Mendeleev University of Chemical Technology of Russia (Moscow), in 2012. During his university study, he made a series of short stays with the group of Prof. Vladimir Grushin (Institute of Chemical Research of Catalonia, ICIQ, Tarragona, Spain). He continued his education with Vladimir Grushin at ICIQ, and obtained his Ph.D. degree in 2015. After that he became a Postdoctoral Fellow in the group of Prof. Antonio Echavarren (ICIQ), where he is currently working in the areas of total synthesis and gold catalysis.



defined in the isolation reports).^{1–6} Cyclopropane-containing lundurines were obtained from *Kopsia tenuis*,^{4,5} and lactones were isolated from both *Kopsia tenuis* and *Kopsia grandifolia*.^{1,3,4,6} Initially, the structure of tenuisines was wrongly assigned to be dimeric,⁶ and later corrected⁴ to monomeric structures with a lactone moiety. Interestingly, all members of this alkaloid family isolated from the *Kopsia tenuis* plant feature methoxylation at the indole ring.

Only preliminary studies of biological activities of pyrroloazocine indole alkaloids have been reported. Lundurines B and D showed cytotoxicity toward B15 melanoma cells,⁴ and lundurines B, D, grandilodines A, C and lapidilectine B were capable of reversing multidrug resistance in vincristine-resistant KB (VJ300) cells.^{3,4}

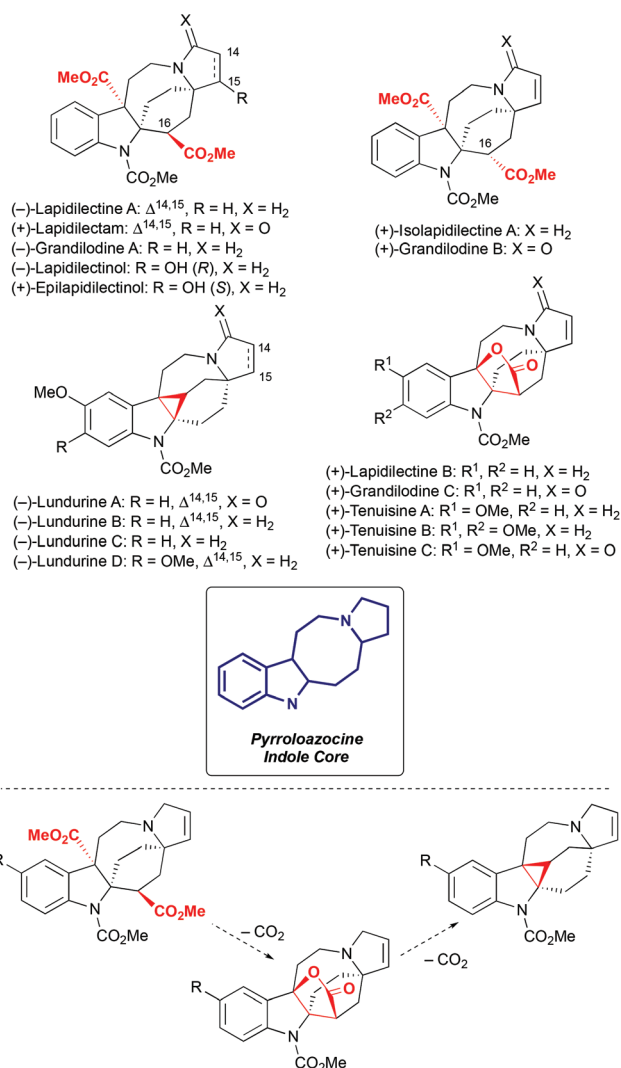
In recent years, pyrroloazocine indole alkaloids attracted considerable attention from the synthetic community, and the total syntheses of lundurines A–C, grandilodines B, C and



Antonio M. Echavarren

Antonio M. Echavarren received his PhD from the Universidad Autónoma de Madrid (UAM, 1982) with Prof. Francisco Fariña. After a postdoctoral stay in Boston College with Prof. T. Ross Kelly, he joined the UAM as an Assistant Professor. Following a two year period as a NATO-fellow with Prof. John K. Stille in Fort Collins (Colorado State University), he joined the Institute of Organic Chemistry of the CSIC in

Madrid. In 1992, he returned to the UAM as a Professor of Organic Chemistry and in 2004, he moved to Tarragona as a Group Leader at the Institute of Chemical Research of Catalonia (ICIQ). He has been a Liebig Lecturer (Organic Division, German Chemical Society, 2006), an Abbot Lecturer in Organic Chemistry (University of Illinois at Urbana-Campaign, 2009), a Schulich Visiting Professor (Technion, Haifa, 2011), Sir Robert Robinson Distinguished Lecturer (University of Liverpool, 2011), a Novartis Lecturer in Organic Chemistry (Massachusetts Institute of Technology, 2015) and a Kurt Alder Lecturer 2017 (University of Cologne). In 2012, he got a European Research Council Advanced Grant and in 2014, he became the president of the 49th EUCHEM Conference on Stereochemistry (Bürgenstock conference). Prof. Echavarren is a member of the International Advisory Board of Organic & Biomolecular Chemistry, Chemical Society Reviews, Advanced Synthesis and Catalysis, and Organic Letters, a member of the Editorial Board of Chemistry European Journal, and an Associate Editor of Chemical Communications. He is a Fellow of the Royal Society of Chemistry. He received the 2004 Janssen-Cilag Award in Organic Chemistry and the 2010 Gold Medal of the Royal Spanish Chemical Society and an Arthur C. Cope Scholar Award from the ACS.

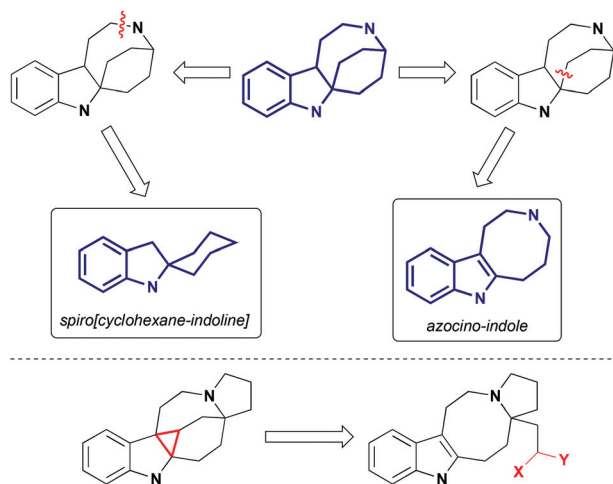


Scheme 1 Pyrroloazocine indole alkaloids and their biosynthetic relationship.

lapidilectine B have been reported. For lundurines A–C, grandilodine C and lapidilectine B, asymmetric approaches were developed as well. Depending on how the rigid indole-fused azabicyclo[4,2,2] skeleton is constructed, syntheses of pyrroloazocine indole alkaloids fall into two categories: *via* spiro[cyclohexane-2-indoline] and *via* azocine-containing intermediates (Scheme 2). The use of the latter pathway for the synthesis of lundurines requires another difficult step – the cyclopropanation of an indole moiety.

In this review, we discuss the reported methods to achieve the synthesis of the key spiro[cyclohexane-2-indoline] and azocine-indole intermediates, as well as other important transformations that were necessary to complete the synthesis of the natural products. In the context of lundurine syntheses,⁹ the indole cyclopropanation, and some key transformations of the cyclopropane moiety will be discussed in more detail. Finally, the current biosynthetic proposal for the origin of pyrroloazocine indole alkaloids will be presented.





Scheme 2 Retrosynthetic approaches to the indole-fused 2-azabicyclo [4,2,2]-skeleton. Cyclopropanation of indole for the synthesis of lundurines.

2. Synthesis via spiro[cyclohexane-2-indoline] intermediates

Indolines containing a 2-spiro fused cyclohexane ring are well known compounds. This moiety is presented in numerous indole alkaloids isolated from plants of genus *Kopsia*⁸ (Fig. 1), including kopsamine, isolated for the first time by Gorter in 1920.¹⁰ To the best of our knowledge, the first spiro[cyclohexane-2-indoline] was synthesized nine decades ago, by thermal alkali-mediated cyclization of an amino acid obtained by means of Strecker synthesis (Scheme 3).¹¹ Nowadays there are several well-established routes to spiro[cyclohexane-2-indolines], and some of them were successfully utilized in the synthesis of pyrroloazocine indole alkaloids.

One of these methods is Smalley cyclization (Scheme 3a). Enolizable aryl ketones bearing an *ortho*-azido group can be involved in base-induced cyclization that constructs the indoline ring, and in case of a cyclohexyl substituent, this leads to the formation of spiro[cyclohexane-2-indolines].^{12,13} This

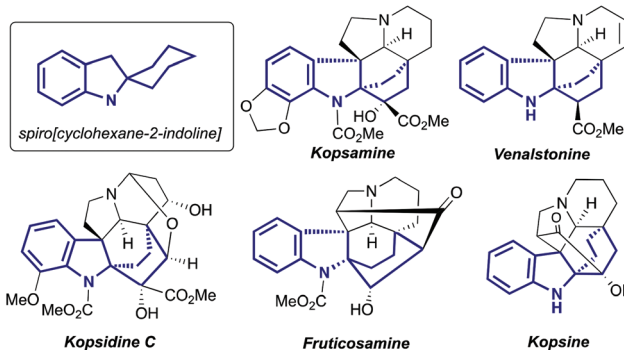
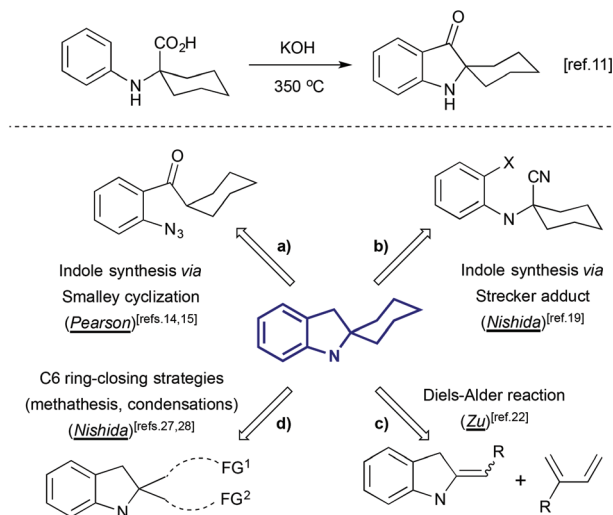


Fig. 1 Examples of natural compounds with the highlighted spiro [cyclohexane-2-indoline] part.

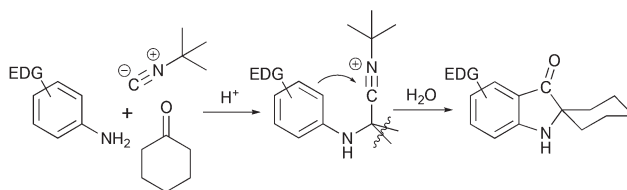


Scheme 3 The first synthesis of spiro[cyclohexane-2-indolines],¹¹ and retrosynthetic approaches to indole spirofused cyclohexanes applied to the total synthesis of pyrroloazocine indole alkaloids.

transformation was employed in the total synthesis of lapidillectine B, developed by Pearson *et al.*^{14,15} A similar reaction was later applied to enamine-bearing substrates,¹⁶ and recently a practical Cu-catalyzed cascade of *ortho*-bromoarene azidation/Smalley cyclization has been reported.¹⁷

Another method of assembly of spiro[cyclohexane-2-indoline] compounds relies on the construction of a C-C bond between an *ortho*-bromo aryl moiety and a cyano-group in Strecker type intermediates (Scheme 3b). This transformation was initially developed as a radical cyclization method.¹⁸ However such conditions were not suitable for the application in the total synthesis, and an alternative protocol utilizing *i*-PrMgCl was developed.¹⁹ A similar transformation from a retrosynthetic perspective is the acid-catalyzed Ugi condensation/Hoesh reaction cascade between electron-rich anilines, cyclohexanone and *t*-BuNC²⁰ (Scheme 4).

The Diels-Alder cycloaddition reaction is one of the most useful synthetic tools for the construction of cyclohexane rings, including the one presented in spiro[cyclohexane-2-indolines]. In such transformations, the indoline-containing part can play the role of a diene or dienophile. For the latter, several examples of cycloaddition reactions involving indolylidenes and dimethyl butadiene were reported,²¹ and, recently, this strategy was applied for the total synthesis of



Scheme 4 Ugi condensation/Hoesh reaction cascade in the synthesis of spiro[cyclohexane-2-indolines].²⁰

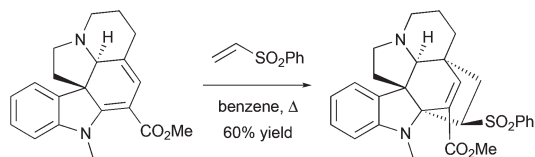
racemic grandilodine B²² (Scheme 3c). The Diels–Alder reaction between an indoline-containing diene and a dienophile has also been widely used in the synthesis of indole alkaloids²³ (Scheme 5).

An alternative approach to spiro[indoline-cyclohexanes] is based on C6 ring-closing transformations (Scheme 3d), such as aldol-type reactions,^{24,25} olefin metathesis,²⁶ and Dieckmann condensation.^{27,28} The last two approaches were developed by the group of Nishida in the course of the total synthesis of luridurines.

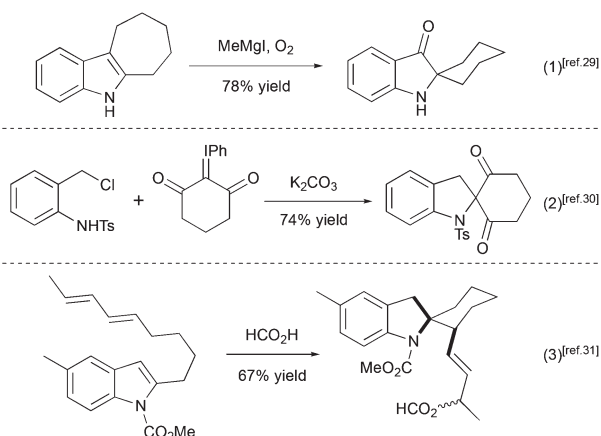
Several other methods for the synthesis of spiro[cyclohexane-2-indoline] were reported, including an alkylation/oxidative rearrangement of cyclohepta[b]indoles²⁹ (Scheme 6, eqn (1)), addition of iodonium ylides to *ortho*-chloromethyl aryl amides³⁰ (Scheme 6, eqn (2)), and spirocyclization of conjugated dienes with protonated indoles³¹ (Scheme 6, eqn (3)). The platinum-catalyzed formal [4 + 3] cycloaddition can also give rise to cyclohexane-2-indoline spirocyclic products containing an additional cyclopropyl moiety³² (Scheme 7). Although these products resemble the luridurines, the [4 + 3] cycloaddition reaction has not yet been applied to the synthesis of these natural compounds.

2.1 Total synthesis of racemic lapidilectine B by Pearson *et al.*

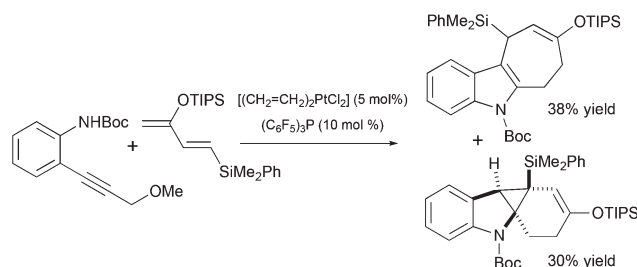
The very first total synthesis of pyrroloazocine indole alkaloid, racemic lapidilectine B, was accomplished by the group of Pearson in 2001^{14,15} (Scheme 8). The spiro[cyclohexane-2-indoline] fragment was constructed by Smalley cyclization of the substituted cyclohexyl ketone. Because of the unsymmetrical



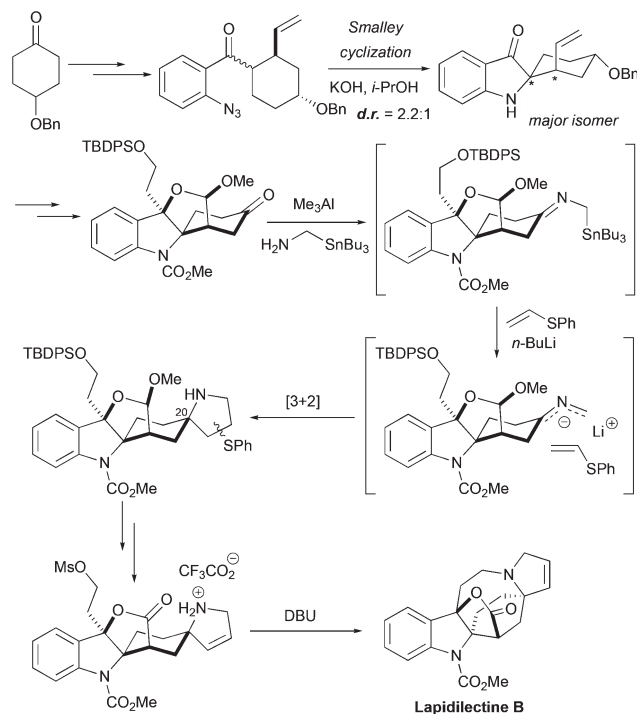
Scheme 5 [4 + 2]-cycloaddition reaction between indoline-containing diene and vinyl sulfone in the total synthesis of indole alkaloids.^{23a}



Scheme 6 Examples of spiro[cyclohexane-2-indoline] synthesis.^{29–31}



Scheme 7 Cyclopropane-containing spiro[cyclohexane-2-indoline] as a product in Pt-catalyzed formal [4 + 3] cycloaddition.³²



Scheme 8 Total synthesis of racemic lapidilectine B by Pearson *et al.*^{14,15}

nature of the cyclohexyl substituent, the product was obtained as a 2.2 : 1 mixture of two diastereomers, and the major one was further used in the synthesis. The functionalization of 3-oxiindole and the cleavage of a double bond led to the lactol ether intermediate bearing a keto group. This ketone became the source of 2-azaallyllithium species that were subsequently introduced into the [3 + 2] cycloaddition reaction with phenyl vinyl sulfide, providing the pyrrolidine core of the molecule with the correct relative configuration at C20. The elimination of the sulfoxide moiety provided the required unsaturation in the pyrroline. The lactol ether fragment was oxidized to the lactone, and finally an intramolecular alkylation of the pyrroline nitrogen with alkyl mesylate closed the azocine ring, leading to lapidilectine B. The approach developed by Pearson *et al.* required *ca.* 25 steps with *ca.* 0.5% overall yield,¹⁴ which was further improved to *ca.* 1%.¹⁵

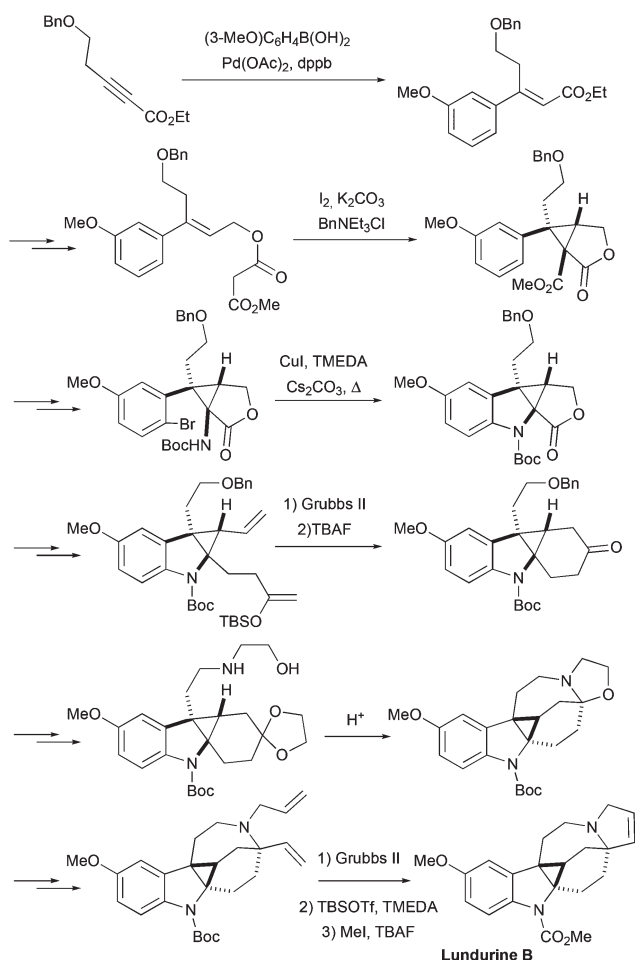
2.2 Total synthesis of lundurines by Nishida *et al.*, 1st generation

The first total synthesis of lundurines was developed by the group of Nishida, and was reported in 2014.²⁶ First the synthesis of racemic lundurine B was accomplished, and shortly after the initial publication, the same group published another approach to racemic lundurines A and B,²⁷ that will be discussed separately, as a 2nd generation synthesis. The primary synthetic approach featured an early construction of a cyclopropane motif (Scheme 9). The indole ring was assembled at one side of cyclopropane by a copper-mediated aromatic amination, and the lactone ring at the other side of a cyclopropane was opened. The side chains were elongated by means of a Wittig olefination providing a precursor for ring-closing metathesis. The ring closing metathesis was performed under standard conditions producing the spiro[cyclohexane-2-indoline]. After several steps, an amino-ethanol moiety was attached to a side chain of a molecule, and an *N,O*-acetal of cyclohexanone was generated, building the azocine ring. The pyrroline ring was constructed by another ring closing metathesis step, and finally the Boc protecting group was converted into the methyl

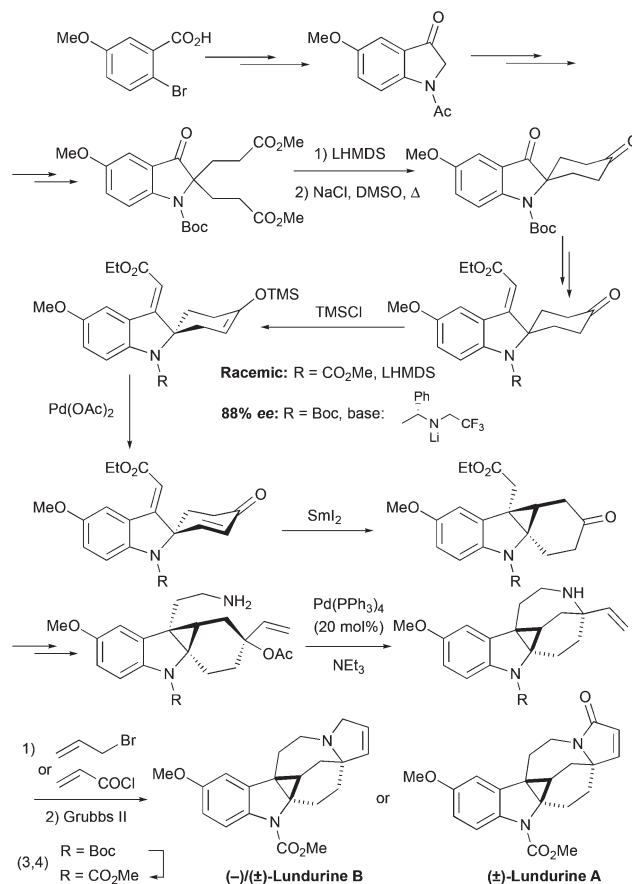
carbamate, completing the synthesis of racemic lundurine B, in 29 steps and *ca.* 1% overall yield.

2.3 Total synthesis of lundurines by Nishida *et al.*, 2nd generation

The second generation synthesis of the lundurine by the group of Nishida^{27,28} retrosynthetically resembles the synthesis of lapidilectine B by Pearson *et al.*^{14,15} First, the spiro[cyclohexane-2-indoline] was constructed by Dieckmann condensation (Scheme 10). The unsaturated ethyl ester was introduced by the ethoxyacetylene addition/Meyer-Schuster rearrangement sequence, and the silyl enol ether precursor for the Saegusa-Ito oxidation was generated, desymmetrizing the molecule. It was previously reported that 4-*t*-Bu-cyclohexanone can be desymmetrized upon treatment with chiral lithium amides.³³ The application of this methodology to the Boc-protected spiro[cyclohexane-2'-indoline]-4-one provided the corresponding chiral product with 88% ee, that was employed for the asymmetric synthesis of (–)-lundurine B.²⁸ The obtained 1,4-diene was further treated with SmI₂, that triggered radical cyclization thereby producing the cyclopropane-containing product.^{34,35} The modification of functional groups resulted in the formation of allylic acetate, containing an amino-group, which was cyclized in the presence of a Pd-catalyst producing



Scheme 9 Total synthesis of racemic lundurine B by Nishida *et al.*, 1st generation.²⁶



Scheme 10 2nd generation total synthesis of lundurines by Nishida *et al.*^{27,28}



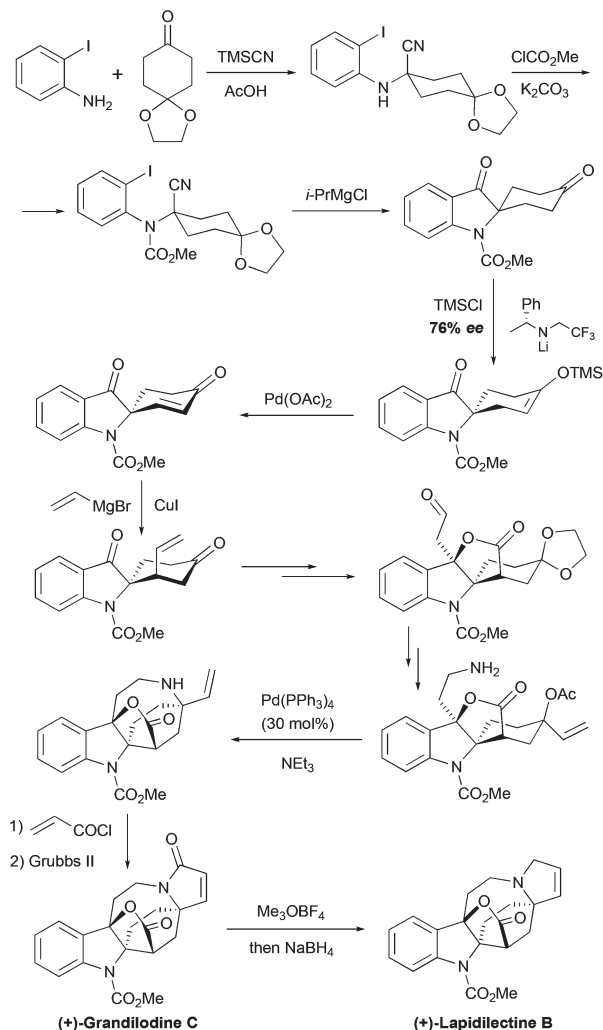
an azocine ring. Like in their 1st generation of synthesis, Nishida and coworkers constructed a pyrroline ring at the last stage by ring-closing metathesis, providing racemic lundurines A and B in 31 steps and *ca.* 1.5% overall yield.²⁷ An asymmetric synthesis of (–)-lundurine B was accomplished following a similar synthetic strategy, where the Boc-protecting group was converted into methyl carbamate in the last steps (total 30 steps, *ca.* 1% overall yield, 88% ee).²⁸

2.4 Total synthesis of (+)-grandilodine C and (+)-lapidilectine B by Nishida *et al.*

The group of Nishida further elaborated their approach to pyrroloazocine indole alkaloids in the course of the asymmetric total synthesis of lactone-containing grandilodine C and lapidilectine B.¹⁹ Similar to their 2nd generation synthesis of the lundurines, the desymmetrization of spiro[cyclohexane-2'-indoline]-4-one was the first key step. The synthetic sequence to this starting material was shortened from 11 steps²⁷ to only 3, and the indole ring was constructed by *i*-PrMgCl-mediated cyclization in the Strecker adduct (Scheme 11). In this study, the desymmetrization reaction could be performed directly on the diketone substrate, containing additionally the methyl carbamate protecting group on the indole nitrogen, instead of Boc (see above), with good 76% ee, which could be increased to 91% ee by crystallization. The next copper-mediated conjugated vinylation occurred with high diastereoselectivity, providing an unsaturated side-chain, that after ozonolysis and oxidation, it became a part of a lactone ring. The modification of functional groups resulted in the formation of allylic acetate, containing an amino-group. An analogous intermediate was involved in the total synthesis of lundurines.²⁷ Similarly the Pd-catalyzed allylic substitution was employed to assemble an azocine moiety, and the metathesis reaction was used for the formation of unsaturated pyrrolidone in (+)-grandilodine C. A further reduction of amide gave (+)-lapidilectine B. The described synthesis of (+)-grandilodine A (76% ee)³⁶ has 18 steps and *ca.* 8.5% overall yield.¹⁹

2.5 Total synthesis of racemic grandilodine B by Zu *et al.*

More recently, the first total synthesis of a diester-type pyrroloazocine indole alkaloid, grandilodine B, has been developed by Zu and coworkers (Scheme 12).²² Their approach has similarities with the above-mentioned synthesis of lapidilectine B by Pearson *et al.*^{14,15} The spiro[cyclohexane-2'-indoline] tricycle was efficiently constructed in only two steps taking advantage of the Diels–Alder reaction that proceeded with an excellent yield and a good level of diastereoselectivity (4:1 α/β ratio). The major diastereomer was further functionalized, the 3-oxy-indole moiety was allylated, and the benzylic hydroxyl group was substituted with cyanide, which was later transformed into a methyl ester. Similar to Pearson *et al.*, the pyrroline ring was introduced by [3 + 2] cycloaddition, and the azocine ring was closed by *N*-alkylation reactions. The 4-cyclohexanone presented in the molecule was transformed into a nitron, which reacted with methyl acrylate thereby providing an isoxazolidine.³⁷ The N–O bond and the benzyl group were cleaved in



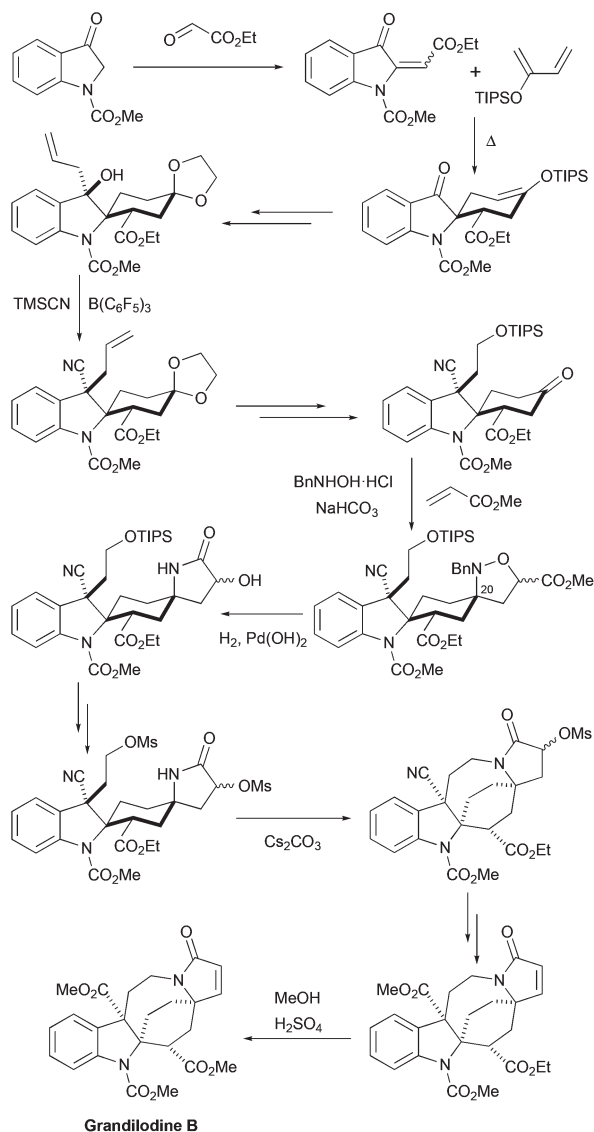
Scheme 11 Total synthesis of (+)-grandilodine C and (+)-lapidilectine B by Nishida *et al.*¹⁹

the course of hydrogenation leading to the formation of a lactam ring.³⁸ The intramolecular *N*-alkylation of the lactam led to the azocine ring. Finally, cyano- and ethyl ester-groups were transformed into methyl esters, thereby completing the synthesis of racemic grandilodine B with a total of 19 steps and *ca.* 2.5% overall yield.

3. Synthesis *via* fused pyrroloazocine-indole intermediates

As an alternative to the spiro-fused indoline strategy, the construction of indole-containing an 8-membered ring followed by late-stage indole cyclopropanation has been explored by several groups. Diverse methodologies have been developed for the synthesis of indoloazocine tricyclic scaffolds. Palladium-mediated dihydroindoloazocine cyclization of *N*-prenyl-(*S*)-tryptophan derivatives has been used as a key step in the synthesis of (+)-austamide and related alkaloids by

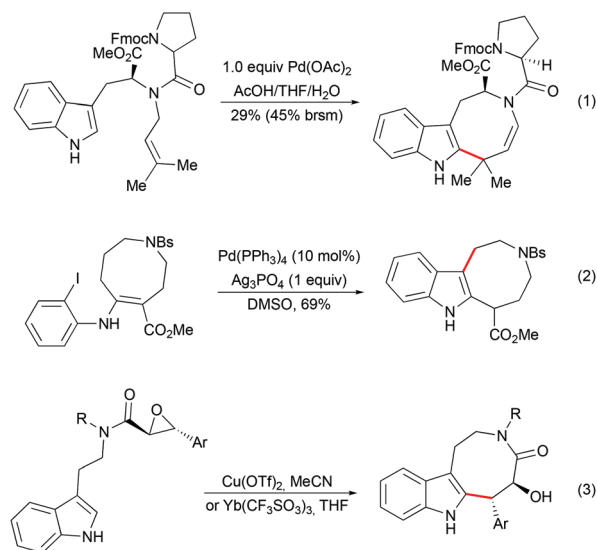




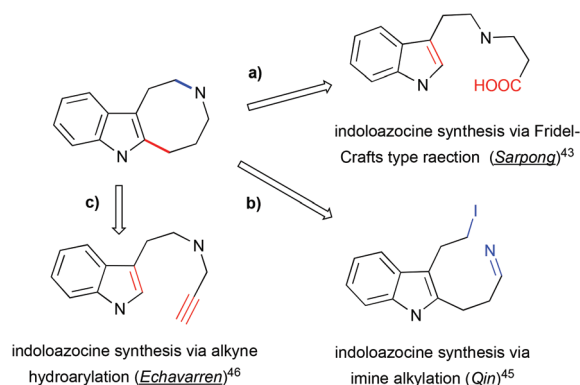
Scheme 12 Total synthesis of racemic grandilodine B by Zu *et al.*²²

Corey (Scheme 13, eqn (1)).³⁹ Nishida and co-workers reported the formation of the azocino-indole subunit from *o*-halophenyl-enaminoester by deconjugation of a double bond followed by intramolecular Heck reactions (Scheme 13, eqn (2)).⁴⁰ Lewis acid-mediated epoxide opening of tryptamine-derived *trans*-epoxyamides followed by 8-*exo*-tet cyclization have been applied as a key step in the syntheses of (+)-balasubramide⁴¹ and its derivatives (Scheme 13, eqn (3)).⁴²

A number of methods have been developed for the assembly of indoloazocines to build up the rigid polycyclic skeleton of *Kopsia* alkaloid. One of the first syntheses of the lapidilectine tetracyclic core developed by Sarpong *et al.* relies on Friedel–Crafts (or Friedel–Crafts-type) reactions (Scheme 14, path a).⁴³ Similar indole acylation was reported in the synthesis of substituted indoloazocines from tryptamine-derived (sulfonamido)methyl acrylic acid.⁴⁴



Scheme 13 Examples of indoloazocine synthesis.



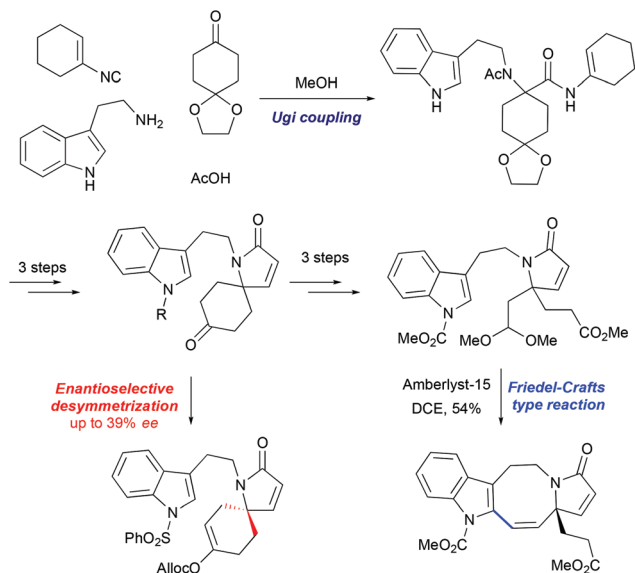
Scheme 14 Retrosynthetic approaches to indoloazocine applied in the total synthesis of pyrroloazocine indole alkaloids.

In the synthesis of lundurine A by the group of Qin, the azocinoindole ring system was assembled by intramolecular alkylation of imine by primary iodide (Scheme 14, path b).⁴⁵ Intramolecular hydroarylation of alkynes with electron-rich heteroarenes, such as indoles, provide a fast access to the azocinoindole skeleton. Due to the remarkable affinity of gold(I) towards alkynes, gold salts demonstrate high efficiency in catalyzing these processes.⁴⁶ Mercury salts are also competent in catalyzing hydroarylation reactions.⁴⁷

3.1 Synthesis of the lapidilectine tetracyclic core by Sarpong *et al.*, 8-membered ring via Friedel–Crafts acylation

An 11-step synthesis of the tetracyclic core of *Kopsia* indole alkaloid was developed by Sarpong based on the Friedel–Crafts acylation of indole to form the 8-membered ring (Scheme 15).⁴³ The synthesis commenced with a four-component Ugi reaction between tryptamine, isocyanocyclohexene, a substituted cyclohexanone, and acetic acid to form the coup-



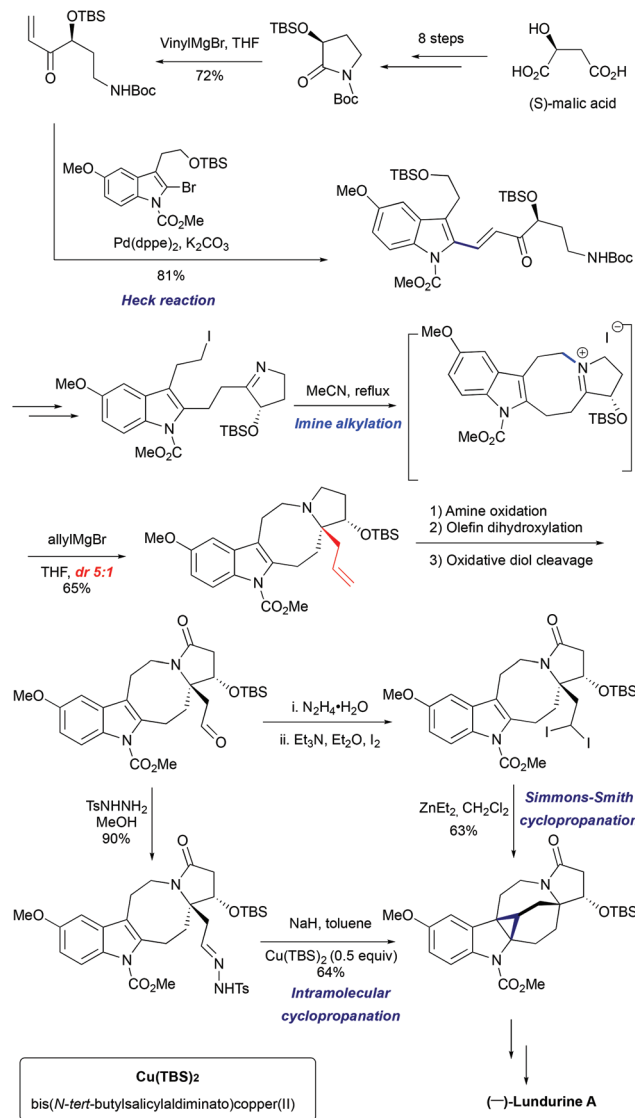


Scheme 15 Synthesis of lapidilectine tetracyclic core by Sarpong *et al.*⁴³

ling adduct that was converted into the key spiro-fused lactam. This intermediate was further opened in 3 steps: formation of TBS enol ether, its oxidative cleavage and subsequent formation of dimethyl acetal, furnishing the precursor for the Friedel-Crafts-type transformation. The cyclization was promoted by Amberlyst-15, as a source of acid, to afford indoloazocine in 54% yield. Preliminary studies of enantioselective deprotonation of spiro-fused ketone with chiral amine bases demonstrated the possibility of stereoselective desymmetrization, although only moderate enantiomeric excess (up to 39%) was achieved.

3.2 Total synthesis of (–)-lundurine A by Qin *et al.*, 8-membered ring *via* imine alkylation

In 2015, Qin's group reported the asymmetric synthesis of (–)-lundurine A and determined its absolute configuration (Scheme 16).^{45a} The primary iodide intermediate, required to construct the polyhydropyrroloazocine scaffold, was prepared from *N*-protected pyrrolidinone in 7 steps. The pyrrolidinone fragment was allowed to react with vinylmagnesium bromide, followed by palladium-catalyzed Heck coupling of resulting enone with 2-bromoindole to give the 2-alkenyl substituted indole. The manipulation of the functional group yielded the desired cyclic imine, the precursor for the indoloazocine synthesis. Intramolecular *N*-alkylation led to the 8-membered ring and formation of iminium cation that sets the stage for the diastereoselective generation of tetrasubstituted carbon stereocenter C20. The addition of allylmagnesium bromide from the less hindered face of the iminium cation allowed the generation of stereocenter C20, providing the product as a 5:1 mixture of diastereomers. The hexacyclic core of lundurine A was efficiently constructed by employing a late stage Simmons–Smith cyclopropanation. Simple functional group modification provided the natural product (–)-lundurine A in approximately 2% overall yield.



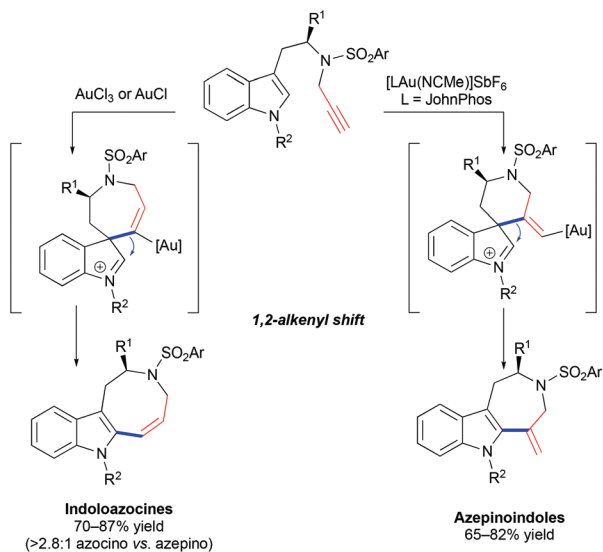
Scheme 16 Total synthesis of (–)-lundurine A by Qin *et al.*⁴⁵

However, the lengthy preparation of pyrrolidinone was a significant issue in this first approach.^{45a} The second asymmetric synthesis of (–)-lundurine A by Qin *et al.* relied on a diazo cyclopropanation strategy (Scheme 16).^{45b} The intermediate aldehyde was converted into tosyl hydrazone, that underwent a one-pot Bamford-Stevens diazotization/diazo decomposition/cyclopropanation cascade promoted by $\text{Cu}(\text{TBS})_2$ to yield the corresponding hexacycle.

3.3 Construction of the 8-membered ring *via* alkyne hydroarylation

The hydroarylation of alkynes with indoles is a facile and convenient method for the synthesis of alkenyl heteroarenes and polycyclic skeletons from easily accessible precursors.⁴⁸ The group of Echavarren demonstrated that alkenylation of indole with terminal alkynes results in the formation of indoloazocines in the presence of a catalytic amount of AuCl or AuCl_3 by



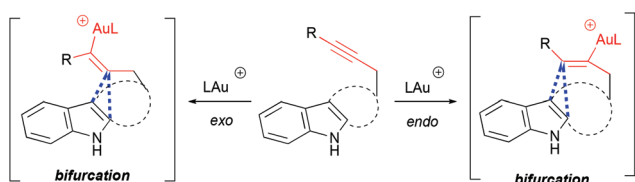


Scheme 17 Cycloisomerization of propargylated tryptamine derivatives by spirocyclic indolenine intermediates.

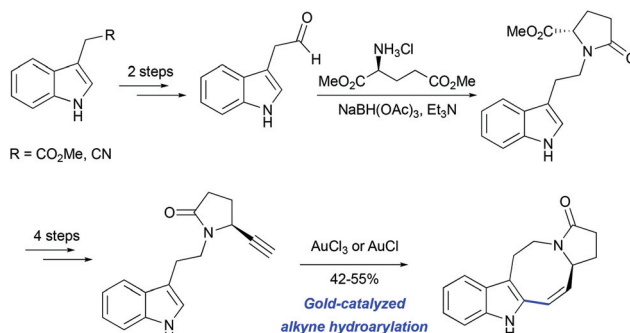
7-*endo*-dig cyclization and a subsequent 1,2-alkene shift (Scheme 17).⁴⁶ In contrast, the use of an electrophilic [JohnPhosAu(NCMe)]SbF₆ catalyst leads to 7-membered azeptinoindoles presumably through an initial 6-*exo*-pathway. The cycloisomerization of propargylated 2-substituted tryptamine derivatives results in the formation of isolable spirocyclic 2-methyleneindoline, which supported the initial hypothesis that the reaction proceeds through an initial attack by the most nucleophilic 3-position of indole onto alkyne.

The mechanism and selectivity of gold-catalyzed cyclization of indole-ynes yielding indoloazocines have been studied by DFT calculations and experimentally.⁴⁹ These studies suggest that reaction pathways bifurcate after the formation of the alkyne-gold complex, leading to α - or β -alkenylation routes (Scheme 18).

The potential utility of gold-catalyzed cyclization of propargylated indole derivatives has been tested in model studies for the synthesis of pyrroloazocine *Kopsia* alkaloids by Echavarren and co-workers. An enantiopure precursor for the hydroarylation step was obtained from methyl 2-(1*H*-indol-3-yl) acetate in 7 steps (Scheme 19).⁵⁰ The formation of the tetracycle was achieved in 55% yield using AuCl₃ as the catalyst. A similar outcome was obtained with AuCl suggesting that gold(III) might be reduced to gold(I) under the reaction conditions.



Scheme 18 Bifurcation point of cycloisomerization pathways.

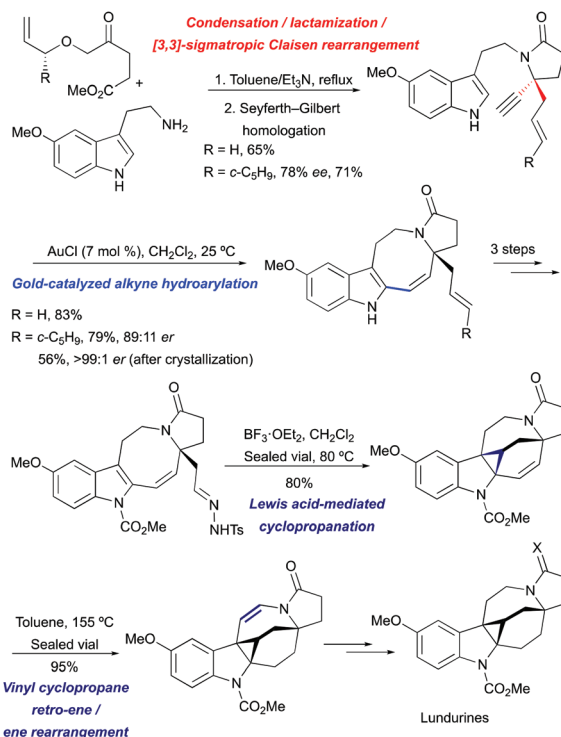


Scheme 19 Synthesis of lapidilectine tetracyclic core by Echavarren *et al.*⁵⁰

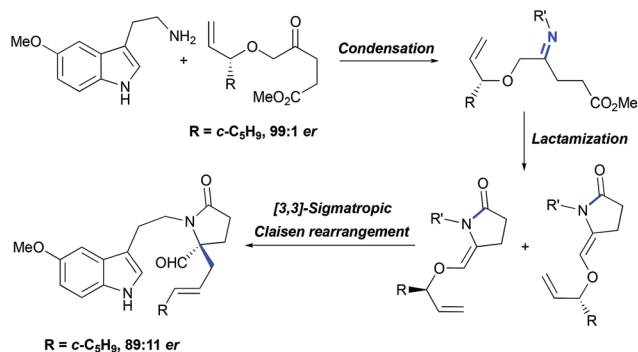
3.4 Total synthesis of (–)-lundurine A–C by Echavarren *et al*

A unified approach towards racemic and enantioselective total syntheses of the natural products lundurines A–C has been developed, based on a previously elaborated method for the construction of the 8-membered ring by gold-catalyzed hydro-heteroarylation (Scheme 20).⁵¹

The indole pyrroloazocine ring system of lundurines was constructed in 3 steps starting from commercially available 5-methoxytryptamine and an allyl oxoester by a tandem condensation/lactamization/[3,3]-sigmatropic Claisen rearrangement, followed by Seyferth–Gilbert homologation and gold(I)-mediated cycloisomerization of the resulting indole-yne precursor. The latter transformation proceeded with perfect 8-*endo* selectivity and high yields, enabling the fastest and



Scheme 20 Total synthesis of lundurines A–C by Echavarren *et al.*⁵¹



Scheme 21 Generation of tetrasubstituted carbon stereocenter C20 in the total synthesis of lundurines A–C by Echavarren *et al.*⁵¹

most efficient synthesis of the tetracyclic core of the pyrroloazocine indole alkaloids. The protection of indole nitrogen with methyl carbamate, followed by the oxidative cleavage of an exocyclic double bond and condensation with tosyl hydrazide yielded a diazo precursor for a Lewis acid-mediated intramolecular indole cyclopropanation. The desired hexacycle was obtained in 80% yield when tosyl hydrazone was treated with $\text{BF}_3 \cdot \text{OEt}_2$ at 80 °C. The migration of the double bond to the opposite side of the hexahydroazocine ring was achieved by simple heating through vinyl cyclopropane retro-ene/ene rearrangement providing enamide. Hydride reductions of the olefin under acidic conditions led to an advanced cyclopropyl-fused indoline intermediate. This common intermediate was ultimately converted into lundurines A–C within a few additional steps.⁵¹

For the asymmetric synthesis of lundurines A–C, the generation of the stereocenter C20 was achieved by the implementation of a practical chirality transfer from the chiral auxiliary on the allyl fragment (Scheme 21). The enantiopure oxoester was condensed with 5-methoxytryptamine under basic conditions to prevent Pictet-Spendler type reactions. The resulting imine undergoes lactamization to form a mixture of *E*- and *Z*-enamides, following the Claisen rearrangement of allylvinyl ether thereby leading to the desired aldehyde in an 89 : 11 enantiomeric ratio.⁵¹

4. Synthesis and reactivity of indoline-fused cyclopropanes

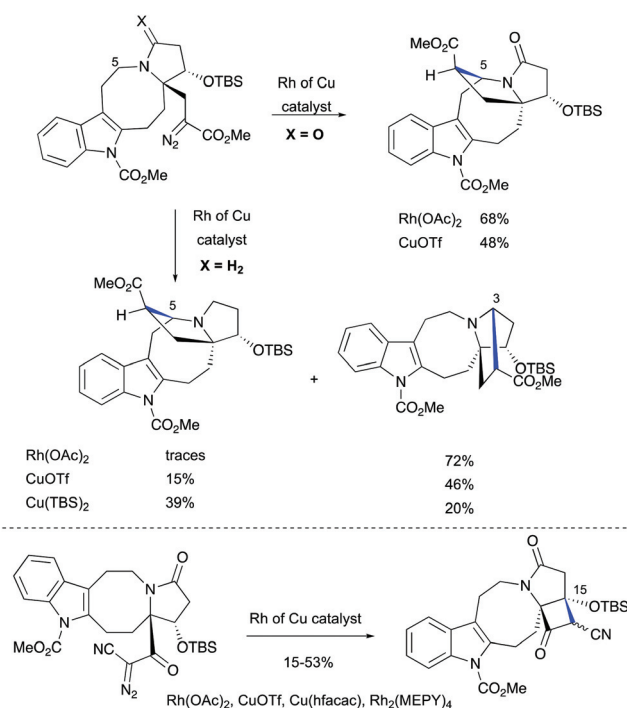
The construction of the cyclopropyl-fused indoline core of the lundurines poses a significant synthetic challenge. A number of methods have been developed for both inter- and intramolecular cyclopropanation by transition metal-catalyzed decomposition of diazo compounds, typically employing rhodium or copper salts.⁵² For some systems, enantioselective versions have also been developed.⁵³

4.1 Undesired reactivity in indoles cyclopropanation step in the course of lundurines total syntheses

The challenge of constructing a hexacyclic lundurine core with a cyclopropyl moiety fused to an indoline by using a diazo

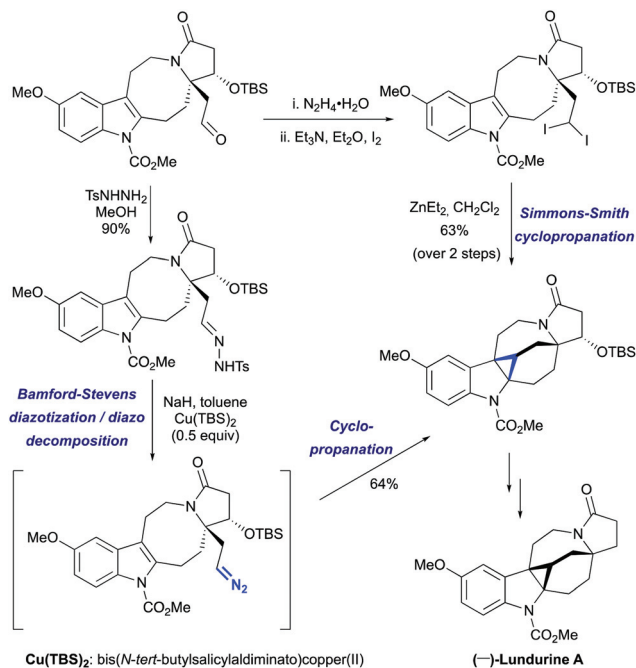
cyclopropanation strategy is well illustrated from the work of Qin's group.^{45b} An extensive investigation of the transition metal-catalyzed intramolecular cyclopropanation of indole pyrroloazocine ring systems closely related to the lundurines revealed an unexpected reactivity of metallo-carbene species. In the presence of copper or rhodium salts, the decomposition of α -diazocarboxylates resulted in the formation of C–H insertion products (at C3 and C5 positions) instead of the anticipated reaction of the carbene with an indole double bond (Scheme 22). In case of α -diazocyanide, the insertion at C15–H was predominant leading to a cyclobutanone product. The steric hindrance, conformational features of the 8-membered ring, as well as the presence of electron-withdrawing groups stabilizing the diazo compound could possibly explain the preferential formation of the insertion products. Ultimately, the successful application of the diazocyclopropanation strategy was achieved using a less stable alkyl diazo compound generated *in situ* from the corresponding tosyl hydrazone. Cascade Bamford–Stevens diazotization/diazo decomposition/cyclopropanation mediated by $\text{Cu}(\text{TBS})_2$ occurred with a similar efficiency in comparison with the previously used Simmons–Smith reaction and afforded cyclopropyl-fused indoline in a 64% yield (Scheme 23).

In our model studies towards the synthesis of lundurines, we have considered the use of Bamford–Stevens diazotization/a transition metal-catalyzed diazo decomposition/indole cyclopropanation strategy (Scheme 24, eqn (1)).⁵⁴ Despite our efforts in the systematic screening of bases, catalysts, and temperatures, an undesired vinyl-substituted tetracycle was

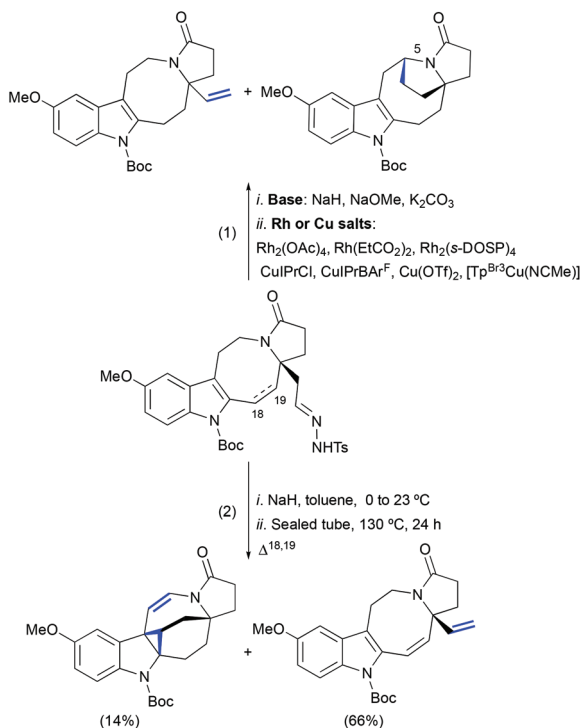


Scheme 22 Transition metal-catalyzed intramolecular C–H functionalizations of indole pyrroloazocine ring systems by Qin *et al.*⁴⁵





Scheme 23 The construction of the hexacyclic lundurine core by cyclopropanation by Qin *et al.*⁴⁵



Scheme 24 Transition metal-catalyzed intramolecular cyclopropanation of indole pyrroloazocine ring systems vs. C-H insertion or elimination.^{51,54}

obtained as the major product in all cases. An unexpected formal C-H insertion at the C5 position was occurring in the presence of transition metal salts. However, in the absence of

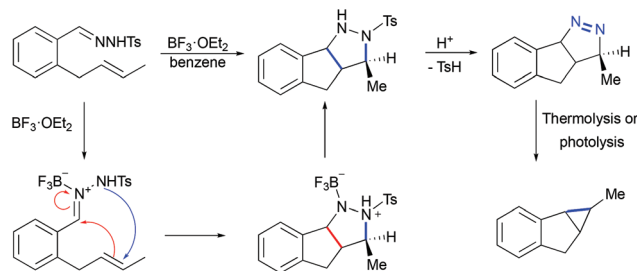
a metal catalyst, the vinyl derivative was obtained as the only product. Interestingly, when transition metal-free conditions were used for the system featuring a partially unsaturated hexahydroazocine ring system, the cyclopropane-containing hexacycle was obtained in low yield with a concomitant migration of the double bond to the opposite side of the hexahydroazocine ring (Scheme 24, eqn (2)).

4.2 Lewis acid-mediated [3 + 2] cycloaddition of tosyl hydrazones to alkenes as a cyclopropanation strategy

Less known Lewis acid-mediated 1,3-dipolar cycloaddition of tosyl hydrazones to olefins yielding corresponding pyrazolines followed by a loss of dinitrogen is a very interesting alternative to diazotization/transition metal catalyzed cyclopropanation. Thus, when *o*-(*trans*-2-butenyl)benzaldehyde tosylhydrazone was treated with BF₃·OEt₂, indenopyrazole was obtained as the only product (Scheme 25).⁵⁵ This transformation was proposed to begin by the coordination of boron trifluoride to the imine nitrogen atom of the hydrazone, followed by a stepwise formal 1,3-dipolar cycloaddition. The chromatography purification of indenopyrazole resulted in the loss of *p*-toluenesulphonic acid, thereby yielding the corresponding indenopyrazoline. The latter, upon thermolysis or photolysis, is converted into a cyclopropane with the loss of dinitrogen.

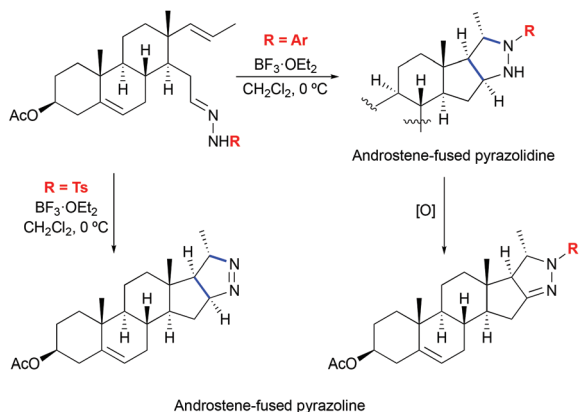
The formation of pyrazolines by 1,3-dipolar cycloaddition between hydrazones and olefins was also reported in the context of steroid systems (Scheme 26).⁵⁶ Various aryl substituted hydrazones were shown to successfully undergo stereo-selective cycloaddition reactions providing androstene-fused pyrazoline derivatives. In the case of *o,p*-dinitrophenyl hydrazones, pyrazolidines were obtained instead. This finding shows that the reaction rate is dependent on the electronic characteristic of the substituent and supports the proposed stereochemical model of cycloaddition. Additionally, computational studies on the mechanism of the pyrazoline formation have been disclosed.⁵⁶

Moreover, in 1986, the group of Schultz demonstrated that a vinylcyclopropane can be generated by BF₃-mediated [3 + 2] cycloaddition/thermal pyrazoline decomposition (Scheme 27).⁵⁷ Thermally induced dinitrogen extrusion resulted in a tricyclic product. The irradiation of the vinylcyclopropane with Pyrex-filtered light in methanol provided a 1 : 2 : 1 mixture of starting materials and a mixture of isomeric 1,3- and 1,7-cyclooctadienes.

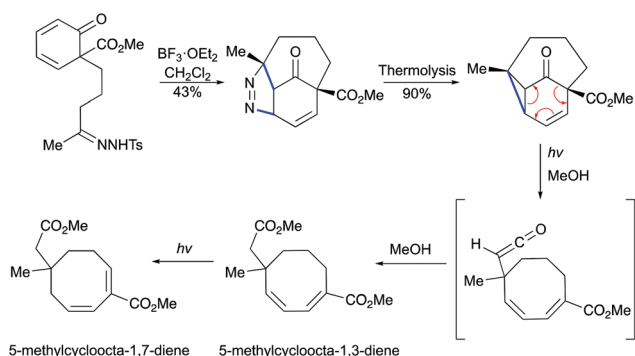


Scheme 25 Proposed mechanism of indenopyrazoline formation by Lewis acid-mediated [3 + 2]-cycloaddition of hydrazones to olefins.⁵⁵





Scheme 26 Formation of androstene-fused pyrazolines by Lewis acid-mediated [3 + 2] cycloaddition of hydrazones to olefins.⁵⁶



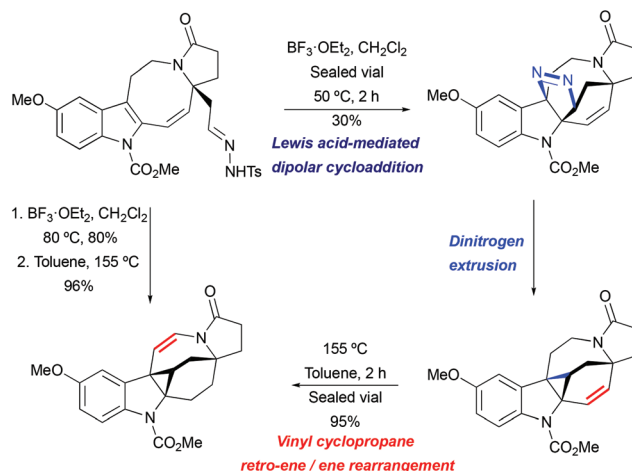
Scheme 27 Formation of cyclooctadienes by Lewis acid-mediated [3 + 2] cycloaddition and photochemical cleavage.⁵⁷

Longer irradiation of the mixture resulted in the formation of 1,7-cyclooctadiene in an almost quantitative yield.

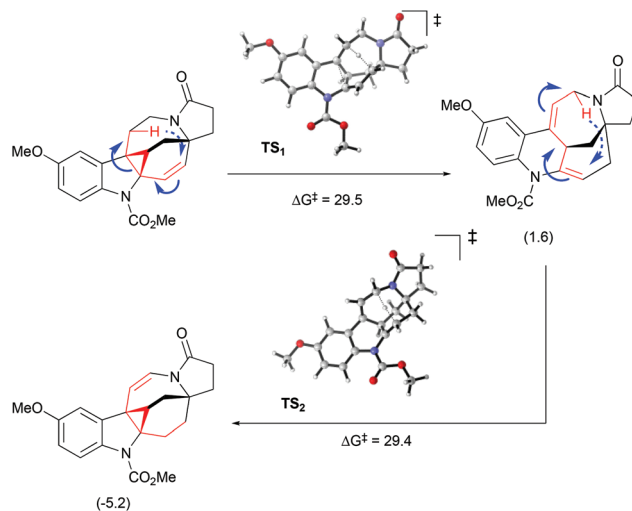
4.3 [3 + 2] cycloaddition of tosyl hydrazones to alkenes in total synthesis of lundurines. Unexpected isomerization of vinyl cyclopropane and similar literature precedents

Lewis acid-mediated [3 + 2] cycloaddition/thermal pyrazoline decomposition was found to be the most efficient strategy for the key indole cyclopropanation step in the course of the lundurine synthesis by Echavarren *et al* (Scheme 28).⁵¹ Under similar to the above mentioned acidic conditions ($BF_3 \cdot OEt_2$ in CH_2Cl_2 , at $80^\circ C$), the desired hexacycle was obtained in 80% yield. The isolated pyrazoline intermediate was converted to indoline-fused cyclopropane upon heating or slowly while being stored.

Interestingly, the product of direct cyclopropanation undergoes a puzzling thermal isomerization upon which the double bond migrates to the opposite side of the hexahydroazocine ring (Scheme 28). This transformation was proposed to proceed by a homodienyl retro-ene rearrangement followed by the reverse process. DFT calculations (Scheme 29), demonstrated that a 1,5-hydrogen shift leads to the formation of an 1,4-diene intermediate, which undergoes intramolecular ene

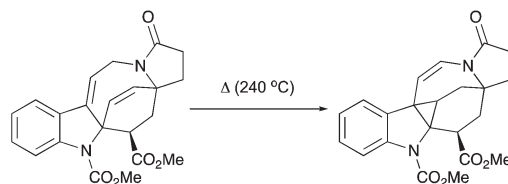


Scheme 28 The construction of the hexacyclic lundurine core by cyclopropanation by Echavarren *et al*.⁵¹



Scheme 29 Olefin migration by homodienyl retro-ene rearrangement/ene-reaction.⁵¹

reactions to form a new vinyl cyclopropane moiety. The formation of a more stable conjugated *N*-acylenamine is a driving force of this transformation. Both transition states for 1,5-hydrogen shifts were found to be similar in energy (*ca.* $29.5 \text{ kcal mol}^{-1}$). The computed barrier for an alternative



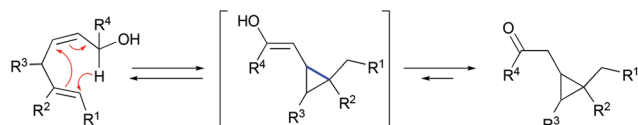
Scheme 30 Thermal isomerization of 1,4-diene into vinyl cyclopropane by an ene-reaction.



mechanism proceeding by direct dyotropic rearrangement was found to be unaccessibly high ($>80 \text{ kcal mol}^{-1}$). Additionally, a similar ene-reaction was observed separately in a pyrroloazocine diene substrate (Scheme 30).⁵⁸

An irreversible formation of skipped dienes from vinylcyclopropane has been previously reported in the context of cyclic and bicyclic systems.⁵⁹ A mechanistic study of intramolecular dieny and homodienyl 1,5-hydrogen shifts in the context of

cyclic (5- to 9-membered rings) and open chain systems has been performed.⁶⁰ The isomerization of bicyclo[6.1.0]octen-2-ene through homodienyl retro-ene rearrangement takes place at 150–170 °C, with an activation energy of *ca.* 33 kcal mol^{-1} . Only one precedent for the reverse process, the rearrangement of skipped dienes into vinyl cyclopropanes under thermal conditions, has been reported for the oxy-homodienyl substrate (Scheme 31), and requires temperatures of around 260 °C (activation energies of 41–43.5 kcal mol^{-1}).⁶¹



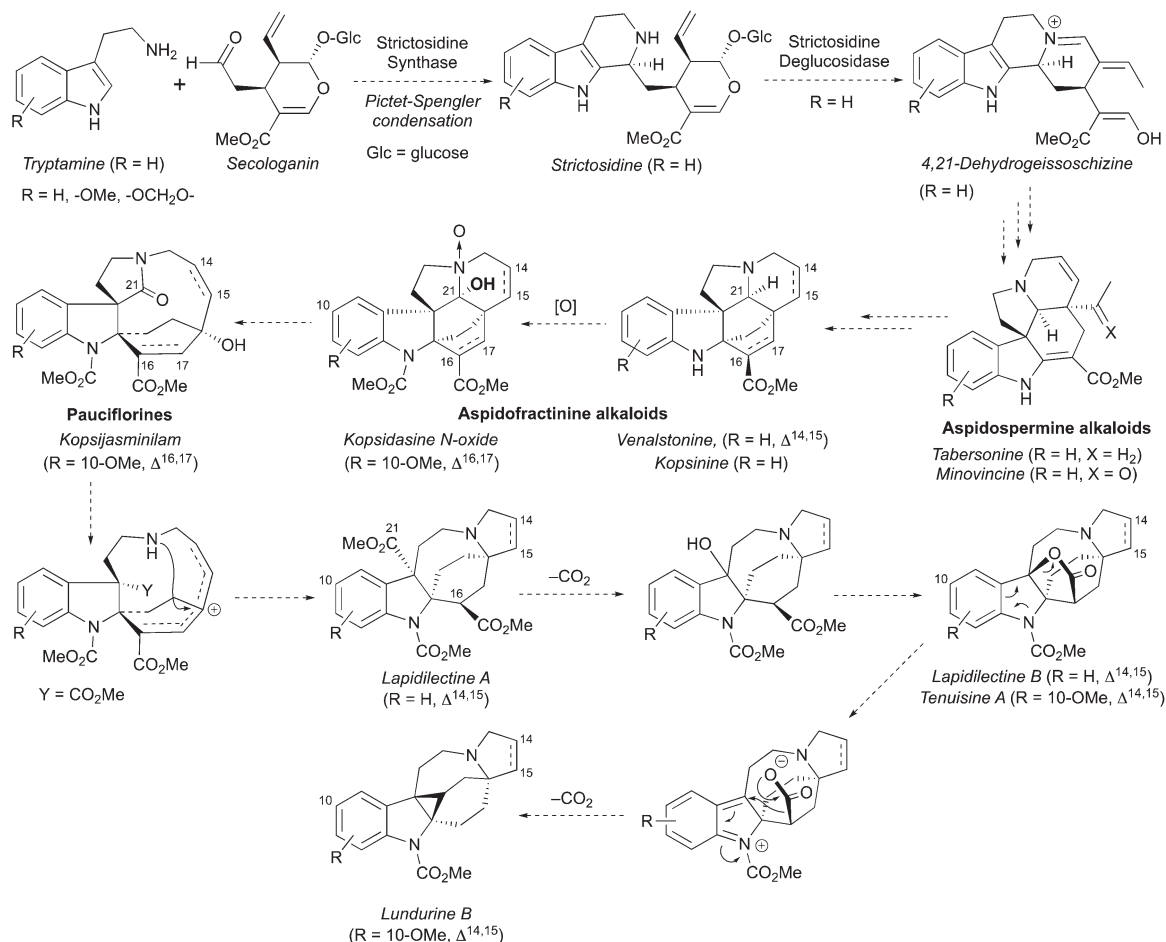
Thermolysis 263 °C in gas phase

	R ¹	R ²	R ³	R ⁴	Yield, %
a	H	H	H	H	82
b	H	H	CH ₃	H	90
c	CH ₃	H	CH ₃	H	85
d	H	CH ₃	H	H	75
e	H	H	H	CH ₃	85

Scheme 31 The rearrangement of skipped dienes into vinyl cyclopropanes under thermal conditions.

5. Biosynthesis of pyrroloazocine indole alkaloids

A hypothesis for the origin of pyrroloazocine indole alkaloids and the biosynthetic relationships within this family has been reported.⁸ The pyrroloazocine indole alkaloids belong to a broader class of monoterpene indole alkaloids, which are derivatives of iridoid terpene secologanin. Secologanin is first condensed with tryptamine in a Pictet–Spengler reaction providing strictosidine (Scheme 32).⁶² Deglycosylation of strictosidine then provides 4,21-dehydrogeissoschizine, which after a



Scheme 32 Proposed biosynthesis of pyrroloazocine indole alkaloids.



series of rearrangements gives aspidosperma type alkaloids, such as tabersonine or minovincine.⁶² The latter was proposed⁶³ to be a precursor for aspidofractinines, alkaloids that are predominant in *Kopsia* species.⁸ For example, grandilodines and lapidilectines were isolated from *Kopsia grandifolia* together with aspidofractinine alkaloids venalstonine² and kopsinine.³ Further oxidation at C21 provides alkaloids like kopsidasine, and its *N*-oxide, that were proposed to be a source of pauciflorine type alkaloids, such as kopsijasmini-lam.⁸ Pauciflorines were considered as precursors for diester-type pyrroloazocine indole alkaloids, such as lapidilectine A.⁸ subsequent oxidative decarboxylation of benzylic methyl ester and lactonization would lead to alkaloids like lapidilectine B and tenuisine A. Next, the decarboxylation of the lactone would result in the formation of cyclopropane-containing lundurines, which was proposed to proceed by a heterolytic Krapcho-type mechanism. It is worth noting that both decarboxylations of quaternary methyl ester and a lactone are rather unusual, and no experimental support for these transformations has been disclosed yet.

Conflicts of interest

There are no conflicts to declare.

Acknowledgements

We acknowledge the funding from MINECO/FEDER, UE (CTQ2016-75960-P), MINECO-Severo Ochoa Excellence Accreditation 2014–2018, (SEV-2013-0319), the European Research Council (Advanced Grant No. 321066), the AGAUR (2014 SGR 818 and FI fellowship to MSK), and CERCA Programme/Generalitat de Catalunya.

References

- 1 K. Awang, T. Sévenet, A. H. A. Hadi, B. David and M. Païs, *Tetrahedron Lett.*, 1992, **33**, 2493–2496.
- 2 K. Awang, T. Sévenet, M. Païs and A. H. A. Hadi, *J. Nat. Prod.*, 1993, **56**, 1134–1139.
- 3 W.-S. Yap, C.-Y. Gan, Y.-Y. Low, Y.-M. Choo, T. Etoh, M. Hayahi, K. Komiyama and T.-S. Kam, *J. Nat. Prod.*, 2011, **74**, 1309–1312.
- 4 T.-S. Kam, K.-H. Lim, K. Yoganathan, M. Hayashi and K. Komiyama, *Tetrahedron*, 2004, **60**, 10739–10745.
- 5 T.-S. Kam, K. Yoganathan and C.-H. Chuah, *Tetrahedron Lett.*, 1995, **36**, 759–762.
- 6 T.-S. Kam, K. Yoganathan, H.-Y. Li and N. Harada, *Tetrahedron*, 1997, **53**, 12661–12670.
- 7 D. J. Middleton, *Harvard Pap. Bot.*, 2004, **9**, 89–142.
- 8 T.-S. Kam and K.-H. Lim, in *The Alkaloids: Chemistry and Biology*, ed. G. A. Cordell, Academic Press, USA, 2008, vol. 66, pp. 1–111.
- 9 For the recent review about lundurines see: S. Arai, M. Nakajima and A. Nishida, in *The Alkaloids: Chemistry and Biology*, ed. H.-J. Knölker, 2017, vol. 78, p. 167.
- 10 T. Sévenet, L. Allorge, B. David, K. Awang, A. H. A. Hadi, C. Kan-Fan, J.-C. Quirion, F. Remy, H. Schaller and L. E. Teo, *J. Ethnopharmacol.*, 1994, **41**, 147–183.
- 11 R. L. Betts, R. Muspratt and S. G. P. Plant, *J. Chem. Soc.*, 1927, 1310–1314.
- 12 M. A. Ardakani and R. K. Smalley, *Tetrahedron Lett.*, 1979, **49**, 4769–4772.
- 13 M. Azadi-Arkadani, M. A. Alkhader, J. H. Lippiatt, D. I. Patel, R. K. Smalley and S. Higson, *J. Chem. Soc., Perkin Trans. 1*, 1986, 1107–1111.
- 14 W. H. Pearson, Y. Mi, I. Y. Lee and P. Stoy, *J. Am. Chem. Soc.*, 2001, **123**, 6724–6725.
- 15 W. H. Pearson, I. Y. Lee, Y. Mi and P. Stoy, *J. Org. Chem.*, 2004, **69**, 9109–9122.
- 16 Y.-w. Ren, X. Wang, W. Wang, B. Li, Z.-j. Shi and W. Zhang, *Tetrahedron Lett.*, 2011, **52**, 192–195.
- 17 Y. Goriya and C. V. Ramana, *Chem. Commun.*, 2013, **49**, 6376–6378.
- 18 R. Sulsky, J. Z. Gougoutas, J. DiMarco and S. A. Biller, *J. Org. Chem.*, 1999, **64**, 5504–5510.
- 19 M. Nakajima, S. Arai and A. Nishida, *Angew. Chem., Int. Ed.*, 2016, **55**, 3473–3476.
- 20 J. S. Schneekloth Jr., J. Kim and E. J. Sorensen, *Tetrahedron*, 2009, **65**, 3096–3101.
- 21 J.-Y. Mérour, L. Chichereau, E. Desarbre and P. Gadonneix, *Synthesis*, 1996, 519–524.
- 22 C. Wang, Z. Wang, X. Xie, X. Yao, G. Li and L. Zu, *Org. Lett.*, 2017, **19**, 1828–1830.
- 23 See, for example: (a) M. E. Kuehne and P. J. Seaton, *J. Org. Chem.*, 1985, **50**, 4790–4796; (b) D. Schinzer and M. Kalesse, *Synlett*, 1989, 34–35; (c) P. Le Ménez, J. Sápi and N. Kunesch, *J. Org. Chem.*, 1989, **54**, 3216–3218; (d) E. Wenkert and S. Liu, *J. Org. Chem.*, 1994, **59**, 7677–7682; (e) P. Magnus, L. Gazzard, L. Hobson, A. H. Payne, T. J. Rainey, N. Westlund and V. Lynch, *Tetrahedron*, 2002, **58**, 3423–3443; (f) D. Gagnon and C. Spino, *J. Org. Chem.*, 2009, **74**, 6035–6041; (g) S. B. Jones, B. Simmons, A. Mastracchio and D. W. C. MacMillan, *Nature*, 2011, **475**, 183–188; (h) S. Harada, T. Sakai, K. Takasu, K.-i. Yamada, Y. Yamamoto and K. Tomioka, *Chem. – Asian J.*, 2012, **7**, 2196–2198; (i) X. Wu, J. Huang, B. Guo, L. Zhao, Y. Liu, J. Chen and W. Cao, *Adv. Synth. Catal.*, 2014, **356**, 3377–3382.
- 24 M. Dufour, J.-C. Gramain, H.-P. Husson, M.-E. Sinibaldi and Y. Troin, *Tetrahedron Lett.*, 1989, **30**, 3429–3432.
- 25 C. J. Whipp and F. G.-L. de Turiso, *Tetrahedron Lett.*, 2008, **49**, 5508–5510.
- 26 M. Hoshi, O. Kaneko, M. Nakajima, S. Arai and A. Nishida, *Org. Lett.*, 2014, **16**, 768–771.
- 27 (a) S. Arai, M. Nakajima and A. Nishida, *Angew. Chem., Int. Ed.*, 2014, **53**, 5569–5572; (b) Corrigendum: S. Arai, M. Nakajima and A. Nishida, *Angew. Chem., Int. Ed.*, 2014, **53**, 14295.



- 28 M. Nakajima, S. Arai and A. Nishida, *Chem. – Asian J.*, 2015, **10**, 1065–1070.
- 29 J.-G. Rodriguez and A. S. Andrés, *J. Heterocycl. Chem.*, 1991, **28**, 1293–1299.
- 30 H. Huang, Y. Yang, X. Zhang, W. Zeng and Y. Liang, *Tetrahedron Lett.*, 2013, **54**, 6049–6052.
- 31 H. Abe, N. Miyagawa, S. Hasegawa, T. Kobayashi, S. Aoyagi, C. Kibayashi, T. Katoh and H. Ito, *Tetrahedron Lett.*, 2015, **56**, 921–924.
- 32 H. Kusama, H. Sogo, K. Saito, T. Suga and N. Iwasawa, *Synlett*, 2013, 1364–1370.
- 33 K. Aoki and K. Koga, *Tetrahedron Lett.*, 1997, **38**, 2505–2506.
- 34 H. Y. Harb and D. J. Procter, *Synlett*, 2012, 6–20.
- 35 J. Inanaga, Y. Handa, T. Tabuchi and K. Otsubo, *Tetrahedron Lett.*, 1991, **32**, 6557–6558.
- 36 We assumed the 76% ee, because the procedure for crystallization to 91% ee was not described, and its yield was not included into the final yield calculations by Nishida *et al.*¹⁹ Additionally, the second step of the synthesis has 100% brsm yield, while the conversion of the starting material was only 33%.
- 37 L. L. Anderson, *Asian J. Org. Chem.*, 2016, **5**, 9–30.
- 38 B. B. Snider and H. Lin, *J. Am. Chem. Soc.*, 1999, **121**, 7778–7786.
- 39 (a) P. S. Baran and E. J. Corey, *J. Am. Chem. Soc.*, 2002, **124**, 7904–7905; (b) P. S. Baran, C. A. Guerrero and E. J. Corey, *J. Am. Chem. Soc.*, 2003, **125**, 5628–5629.
- 40 (a) T. Watanabe, S. Arai and A. Nishida, *Synlett*, 2004, 907–909; (b) T. Watanabe, S. Arai and A. Nishida, *Tetrahedron*, 2009, **65**, 1327–1335.
- 41 (a) L. Yang, G. Deng, D.-X. Wang, Z.-T. Huang, J.-P. Zhu and M.-X. Wang, *Org. Lett.*, 2007, **9**, 1387–1390; (b) M. B. Johansen, A. B. Leduc and M. A. Kerr, *Synlett*, 2007, 2593–2595.
- 42 (a) C. Zheng, Y. Li, Y. Yang, H. Wang, H. Cui, J. Zhang and G. Zhao, *Adv. Synth. Catal.*, 2009, **351**, 1685–1691; (b) M. Juárez-Calderón, D. M. Aparicio, D. Gnecco, J. R. Juárez, L. Orea, A. Mendoza, F. Sartillo-Piscil, E. del Olmo and J. L. Terán, *Tetrahedron Lett.*, 2013, **54**, 2729–2732; (c) L. Fuentes, M. Hernández-Juarez, J. L. Terán, L. Quintero and F. Sartillo-Piscil, *Synlett*, 2013, 878–882; (d) J. Li, J. Li, Y. Xu, Y. Wang, L. Zhang, L. Ding, Y. Xuan, T. Pang and H. Lin, *Nat. Prod. Res.*, 2016, **30**, 800–805.
- 43 E. E. Schultz, B. G. Pujanauski and R. Sarpong, *Org. Lett.*, 2012, **14**, 648–651.
- 44 G. Pandey, R. Kant and S. Batra, *Tetrahedron Lett.*, 2015, **56**, 930–933.
- 45 (a) S. Jin, J. Gong and Y. Qin, *Angew. Chem., Int. Ed.*, 2015, **54**, 2228–2231; (b) H.-X. Huang, S.-J. Jin, J. Gong, D. Zhang, H. Song and Y. Qin, *Chem. – Eur. J.*, 2015, **21**, 13284–13290.
- 46 (a) C. Ferrer and A. M. Echavarren, *Angew. Chem., Int. Ed.*, 2006, **45**, 1105–1109; (b) C. Ferrer, H. M. Amijs and A. M. Echavarren, *Chem. – Eur. J.*, 2007, **13**, 1358–1373.
- 47 (a) V. A. Peshkov, O. P. Pereshivko and E. V. Van der Eycken, *Adv. Synth. Catal.*, 2012, **354**, 2841–2848; (b) P. A. Donets, K. Van Hecke, L. Van Meervelt and E. V. Van der Eycken, *Org. Lett.*, 2009, **11**, 3618–3621.
- 48 (a) M. E. Muratore and A. M. Echavarren, Gold-catalyzed hydroarylation of alkynes, in *The Chemistry of Organogold Compounds, Part 2, PATAI's Chemistry of Functional Group*, ed. Z. Rappoport, J. F. Liebman and I. Marek, John Wiley & Sons, Ltd, Chichester, UK, 2014, ch. 16; (b) M. S. Kirillova, F. M. Miloserdov and A. M. Echavarren, *Catalytic hydroarylation of carbon-carbon multiple bonds*, ed. L. Ackermann, T. B. Gunnoe and L. G. Habgood, Wiley-VCH, 2017, in press.
- 49 (a) L. Zhang, L. Chang, H. Hu, H. Wang, Z.-J. Yao and S. Wang, *Chem. – Eur. J.*, 2014, **20**, 2925–2932; (b) L. Zhang, Y. Wang, Z.-J. Yao, S. Wang and Z.-X. Yu, *J. Am. Chem. Soc.*, 2015, **137**, 13290–13300.
- 50 C. Ferrer, A. Escribano-Cuesta and A. M. Echavarren, *Tetrahedron*, 2009, **65**, 9015–9020.
- 51 M. S. Kirillova, M. E. Muratore, R. Dorel and A. M. Echavarren, *J. Am. Chem. Soc.*, 2016, **138**, 3671–3674.
- 52 Review: (a) H. M. L. Davies and S. J. Hedley, *Chem. Soc. Rev.*, 2007, **36**, 1109–1119. Some selected examples: (b) B. Zhang and A. G. H. Wee, *Chem. Commun.*, 2008, 4837–4839; (c) B. Zhang and A. G. H. Wee, *Org. Biomol. Chem.*, 2012, **10**, 4597; (d) J. M. Fraile, K. L. Jeune, J. A. Myaoral, N. Ravasio and F. Zaccheria, *Org. Biomol. Chem.*, 2013, **11**, 4327–4332.
- 53 (a) G. Özüdüdu, T. Schubach and M. M. K. Boysen, *Org. Lett.*, 2012, **14**, 4990–4993; (b) H. Xu, Y.-P. Li, Y. Cai, G.-P. Wang, S.-F. Zhu and Q.-L. Zhou, *J. Am. Chem. Soc.*, 2017, **139**, 7697–7700.
- 54 M. S. Kirillova, PhD Thesis, Rovira i Virgili University, 2016.
- 55 A. Padwa and H. Ku, *J. Org. Chem.*, 1980, **45**, 3756–3766.
- 56 É. Frank, Z. Mucsi, I. Zupkó, B. Réthy, G. Falkay, G. Schneider and J. Wölfling, *J. Am. Chem. Soc.*, 2009, **131**, 3894–3904.
- 57 A. G. Schultz and K. K. Eng, *Tetrahedron Lett.*, 1986, **27**, 2331–2334.
- 58 F. M. Miloserdov, unpublished results.
- 59 (a) W. von E. Doering and W. R. Roth, *Angew. Chem., Int. Ed. Engl.*, 1963, **2**, 115–122; (b) R. J. Ellis and H. M. Frey, *Proc. Chem. Soc.*, 1964, 221; (c) W. Grimme, *Chem. Ber.*, 1965, 756–763; (d) P. A. Parziale and J. A. Berson, *J. Am. Chem. Soc.*, 1990, **112**, 1650–1652; (e) P. A. Parziale and J. A. Berson, *J. Am. Chem. Soc.*, 1990, **113**, 4595–4606; (f) T. Hudlicky, T. N. Kutchan and S. M. Naqvi, *Org. React.*, 1985, **33**, 247–335.
- 60 D. S. Glass, R. S. Boikess and S. Winstein, *Tetrahedron Lett.*, 1966, **10**, 999–1008.
- 61 F.-G. Klärner, W. Rüngeler and W. Maifeld, *Angew. Chem.*, 1981, **93**, 613–614.
- 62 S. E. ÓConnor and J. J. Maresh, *Nat. Prod. Rep.*, 2006, **23**, 532–547.
- 63 M. E. Kuehne, Y.-L. Li and C.-Q. Wei, *J. Org. Chem.*, 2000, **65**, 6434–6440.

