

Environmental Science Water Research & Technology

rsc.li/es-water



ISSN 2053-1400



CRITICAL REVIEW

G. R. Fones *et al.*

Review of the molluscicide metaldehyde in the environment



Cite this: *Environ. Sci.: Water Res. Technol.*, 2017, 3, 415

Review of the molluscicide metaldehyde in the environment

G. D. Castle,^a G. A. Mills,^b A. Gravell,^c L. Jones,^d I. Townsend,^d
D. G. Cameron^e and G. R. Fones  ^{*a}

Metaldehyde is the active ingredient in most slug pellets used to protect crops. This molluscicide is considered an emerging pollutant and is frequently detected in surface water bodies above the EU statutory drinking water limit of $0.1 \mu\text{g L}^{-1}$ for a pesticide. This presents a challenge for providers of drinking water. Understanding the sources, transport and environmental fate of this compound is therefore important. This critical review discusses these aspects including monitoring and analytical techniques used for the detection of metaldehyde in environmental matrices. Novel techniques used for the removal of metaldehyde from drinking water are presented together with potential catchment management strategies and initiatives useful for the mitigation of this molluscicide in the environment.

Received 4th February 2017,
Accepted 10th April 2017

DOI: 10.1039/c7ew00039a

rsc.li/es-water

Water impact

Metaldehyde is a potent molluscicide and is applied to land as baited-pellets. Due to its physicochemical properties, metaldehyde runs off readily from fields and enters surface water bodies where often it can be present at drinking water capitation sites at elevated concentrations. Understanding the occurrence, fate and mitigation of this pesticide in the aquatic environment is now a major concern.

Introduction

Metaldehyde is the active ingredient, typically at 1.5, 3.0 or 4.0% by weight, in 80% of slug pellets used globally. It has been used as a molluscicide since the early 1940's. Metaldehyde is manufactured by Lonza as Meta® Metaldehyde. This active ingredient is then formulated by a number of suppliers (e.g. Certis or De Sangosse)^{1–3} into granular bait pellets available under a range of trade names (e.g. Cekumeta®, Deadline®, Hardy®, Metarex® and Metason®).⁴ In Europe, metaldehyde slug pellets are manufactured/formulated at three plants in the UK, four in France, two in Italy and Germany, one in Spain and Switzerland. Metaldehyde is classified as a 'moderately hazardous' pesticide (class II) by the World Health Organization⁵ and a 'restricted use pesticide' by the United States Environmental Protection Agency.⁶

Metaldehyde is not phytotoxic and is used by arable farmers to protect crops such as cereals, oilseed rape and po-

tatoes. The effective control of molluscs is a serious concern, as without the use of such a pesticide, there would be high losses of valuable crop products, together with associated economic consequences.⁷ In the UK it has been estimated that a lack of effective slug control products could cost up to £100 million a year in lost production.⁷

Approximately 1640 t of metaldehyde were used in Great Britain between 2008 and 2014.² Metaldehyde is generally applied to land in the autumn and winter months when molluscs thrive in the wet weather conditions.⁸

Due to the physico-chemical properties of metaldehyde, it is highly mobile in soil, and hence once applied, it can run-off under wet conditions into field drains, gullies and surface waters. There is no designated substance specific concentration limit set for metaldehyde in surface or drinking waters. Concentrations of metaldehyde in water bodies in the UK have frequently exceeded the European Union's regulatory drinking water standard for an individual pesticide ($0.1 \mu\text{g L}^{-1}$ and $0.5 \mu\text{g L}^{-1}$ for total pesticides present) during periods when slug pellets are applied.⁹ This has become a major issue for water companies in the UK and elsewhere when such surface waters are used subsequently as potable supplies. Furthermore, the high polarity of metaldehyde makes it difficult to remove using conventional (e.g. granular activated carbon (GAC)) drinking water treatment processes.¹⁰ Consequently, metaldehyde is now considered an emerging

^a School of Earth and Environmental Sciences, University of Portsmouth, Burnaby Building, Burnaby Road, Portsmouth, PO1 3QL, UK. E-mail: gary.fones@port.ac.uk

^b School of Pharmacy and Biomedical Sciences, University of Portsmouth, St Michael's Building, White Swan Road, Portsmouth, PO1 2DT, UK

^c Natural Resources Wales, NRW Analytical Services at Swansea University, Swansea University, Faraday Building, Singleton Campus, Swansea, SA2 8PP, UK

^d South West Water Ltd., Bridge Road, Countess Wear, Exeter EX2 7AA, UK

^e De Sangosse Ltd., Hillside Mill, Swaffham Bulbeck, Cambridgeshire, CB25 0LU, UK



pollutant of concern¹¹ and there is interest in understanding its source and fate in the environment. This is evidenced by the increase in the number of scientific publications related to metaldehyde, with sixty papers published since 2013 (Fig. 1).

This review assimilates the current knowledge on metaldehyde with particular emphasis on the effects of this pollutant in the aquatic environment. It addresses the properties, fate and concentrations of metaldehyde in water bodies, monitoring and analytical techniques, and methods for its removal from potable waters. Finally, future strategies for mitigating the effects of metaldehyde and areas for future research are discussed.

Properties and toxicity of metaldehyde

Metaldehyde is a solid, synthetic, non-chiral aldehyde with the chemical formula of $C_8H_{16}O_4$ and was first discovered by von Liebig in 1835.³ Metaldehyde is a dry alcohol, obtained *via* the process of treating acetaldehyde with an acid catalyst, such as hydrogen bromide. It is a cyclic tetramer of acetaldehyde and is classified as a highly polar organic compound. It degrades to acetaldehyde, and thereafter into water and carbon dioxide. Metaldehyde is soluble and relatively stable in water (Table 1).

The mode of action of metaldehyde is as follows – once ingested it is rapidly hydrolysed to acetaldehyde, this causes the mollusc to produce excess mucus, dehydrate and ultimately die.¹⁵

Metaldehyde is a poison to most organisms that ingest it, either directly or from consuming poisoned prey. In mammals, metaldehyde is an irritant to the skin, eyes, mucous membranes, throat and respiratory tract.¹⁶ Acute exposure generally results in excitation or depression of the central nervous system and is associated with symptoms such as an inability to stand, changes in respiratory rate, excessive sweating, salivation, blindness, seizures or death.¹⁷ Following exposure, cellular changes in the liver and kidneys have also been reported.¹⁷ These symptoms of poisoning are thought to be caused by the metaldehyde molecule itself rather than its break down product, acetaldehyde.¹⁸ The oral LD_{50} of metaldehyde is species dependent, as discussed below.

Cases of metaldehyde poisoning in humans are not common.^{18,19} Although metaldehyde has a mild toxicity, in rare cases the clinical course of metaldehyde poisoning can be rapidly deteriorating health leading to death.²⁰ Ellenhorn and Barceloux²¹ reported that for minor effects to be observed several $mg\ kg^{-1}$ of compound must be ingested and serious impacts are observed above $100\ mg\ kg^{-1}$, with death likely above $400\ mg\ kg^{-1}$ concentrations. Human deaths arising from metaldehyde poisoning in England and Wales have been documented by Thompson *et al.*²²

Metaldehyde poisoning is commoner in other mammals^{23–27} and is the second most common cause of poisoning in canines after chocolate.²⁸ This is thought to be due to the formulation of slug pellets which contain baits to attract molluscs; unfortunately these baits also have a tendency to attract domestic pets.^{29,30} In companion animals,

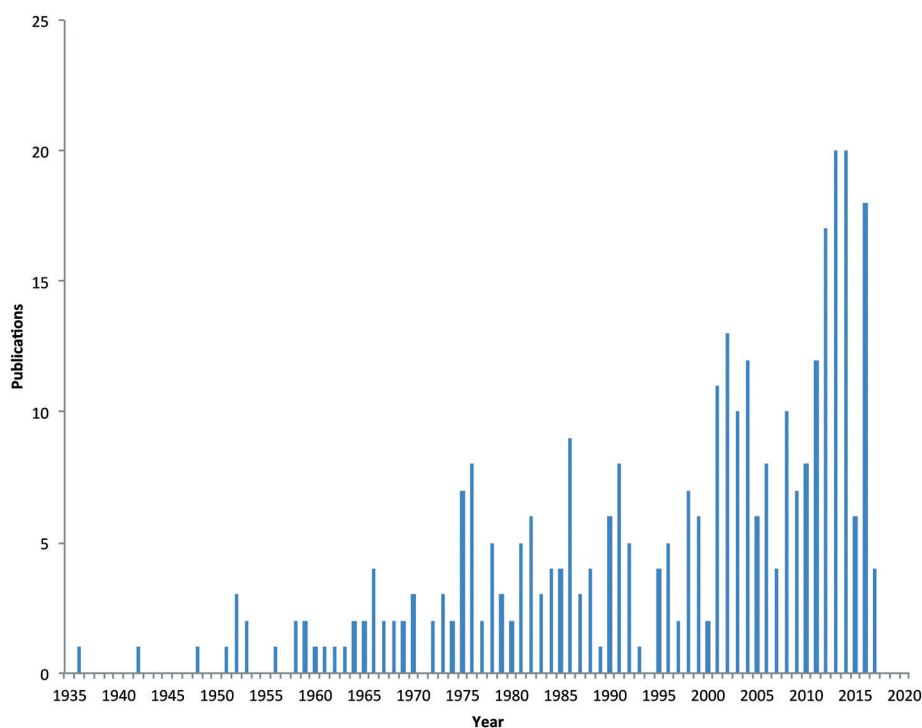
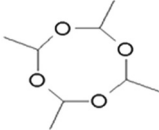


Fig. 1 Number of scientific papers published on metaldehyde from 1935 to early 2017 (source of data Scopus).



Table 1 Chemical structure and physico-chemical properties of metaldehyde^{1,12–14}

	
Structure	
Molar mass ¹	176.21 g mol ⁻¹
CAS number ¹	108-62-3
IUPAC name ¹	2,4,6,8-Tetramethyl-1,3,5,7-tetraoxocane
Boiling point ²	112 to 115 °C
Water solubility ¹	0.188 g L ⁻¹ at 20 °C
Vapour pressure ³	0.66 mmHg at 25 °C
Flash point ²	36 to 40 °C
Density ¹	1.27 g cm ⁻³
log octanol/water partition coefficient (K_{ow}) ¹	0.12 at 20 °C
log organic-carbon/water partition coefficient (K_{oc}) ⁴	0.18–0.37

ingestion of metaldehyde causes seizures and convulsions in combination with a fever, which has given rise to the name 'shake and bake syndrome'.³¹ Toxicity of metaldehyde in cats and dogs has been reported^{32–34} with LD₅₀ estimates of 207 and 500 mg kg⁻¹ respectively.¹⁷ Poisoning by metaldehyde can occur in cattle^{35,36} and horses^{37,38} with LD₅₀ values of 400–500 and 300–400 mg kg⁻¹ respectively.¹⁷

The effects of metaldehyde have also been studied in other animal species. As earthworms share the same habitat as molluscs they are often the most exposed soil dwelling organism during application of metaldehyde. Studies by Edwards *et al.*³⁹ and Langan *et al.*⁴⁰ showed that exposure of *Lumbricus terrestris* L. in microcosms to high concentrations of metaldehyde had no effect on mortality, growth or feeding rate. Hallett *et al.*⁴¹ investigated in the laboratory the impact of metaldehyde on embryo development in the pond snail *Lymnaea stagnalis*. Chronic effects from metaldehyde exposure (high mg L⁻¹ range) on embryo development were observed, however, the authors' suggest that at typical environmental exposures (µg L⁻¹) there is a low risk to the early developmental stages of this gastropod mollusc. Furthermore, recent work by Moreau *et al.*⁴² found that short term *in vivo* exposure to metaldehyde (0.1 µg L⁻¹ in sea water) had a negative effect on the immune system of Pacific oysters, thereby increasing their susceptibility to various infectious agents present in the aquatic environment. Poisoning by metaldehyde has been reported in some bird species.⁴³

Environmental behaviour and fate of metaldehyde

In the UK, the agricultural use of metaldehyde as a molluscicide has risen sharply since 1990, peaking over 2008 to 2009.² This may, in part, be as a consequence of the banning of stubble burning in 1993.⁴⁴ Stubble burning was traditionally used to kill snails and slugs and other pests and weeds once crops were harvested. Additionally, other factors such as changes to the crops being grown *e.g.* an increase in coverage of oil seed rape and changes in weather patterns have also

contributed to increased usage. Typically metaldehyde containing pellets are applied to land using a spinning disc applicator. Application is dependent on the percentage of molluscicide present in the pellet. Guidelines for the loading per hectare in the UK are available from the Metaldehyde Stewardship Group (a consortium comprising Certis Europe, Chiltern Farm Chemicals Ltd., De Sangosse Ltd., Doff Portland Ltd., Frunol Delicia GmbH, Lonza AG, Makhteshim-Agan (UK) Ltd., SBM Development).⁴⁵ The maximum application rate is set as 210 g metaldehyde as active substance (a.s.) per ha. However, for the additional protection of water courses, a reduced rate of 160 g a.s. per ha is recommended with a maximum of 700 g metaldehyde applied per ha per year. Alternatively, if applying 4%, 3% or 1.5% metaldehyde pellets to crops, the MSG Guidelines suggest the spread should be 5, 7 and 7.5 kg ha⁻¹ respectively and 4, 5 and 7.5 kg ha⁻¹ near water courses.^{45,46}

When applied to land, metaldehyde degrades in soil to acetaldehyde and then CO₂ and water, with a reported half-life varying between 3.17–223 days depending on environmental conditions.^{9,47} Due to its low organic-carbon/water partition coefficient (K_{oc}) (Table 1) metaldehyde moves in soil easily and hence is found frequently in the aquatic environment. Its movement in soil was studied by Zhang *et al.*,⁴⁸ they showed that following spiking with metaldehyde (1 mg kg⁻¹), adsorption to soil was highest 4 days after application reducing slowly thereafter. After 21 days the concentration of metaldehyde was reduced significantly ~0.04 mg kg⁻¹. In addition to movement through soils and subsequently entering field drainage systems, metaldehyde can also enter water bodies directly by inadvertent spreading of pellets into water-courses. This includes point sources such as spills onto hard surfaces that are eventually washed into drains and surface run-off from fields following heavy periods of rainfall. Research by the MSG has shown that metaldehyde pellets are readily washed into surface waters after storm events.⁹ Once in water, metaldehyde becomes more persistent as degradation is slowed, hence the compound has some semi-persistence in the aquatic environment.³



Plants can take up metaldehyde, although a study showed in cabbages (exposed to concentrations of 17.4–68.6 mg kg⁻¹) it was rapidly degraded to undetectable concentrations within 12 days.⁴ Simms *et al.*⁴⁹ investigated factors leading to uptake of metaldehyde into oilseed rape and wheat. Results showed that once seedlings had emerged metaldehyde was taken up by roots and transported within the plant tissue.

Environmental concentrations of metaldehyde

Recent improvements in analytical techniques have allowed metaldehyde to be detected readily in river catchments.⁵⁰ Metaldehyde was first detected in surface water in the UK in 2007 and subsequently has been identified intermittently in some rivers (particularly those that run through intensively farmed arable land) and reservoirs at concentrations that exceeded the EU Drinking Water Directive value of 0.1 µg L⁻¹ for any pesticide^{51,52} (Table 2). A major concern is where such surface water bodies are used as supplies for potable water. In order to mitigate this problem of deteriorating water quality, field level scale pesticide risk maps (1 km grid resolution as digital image files) have been produced for the UK. These are used to identify areas at a high risk.⁵³ This information has been used to identify and establish Drinking Water Protected Areas (DrWPAs). In England (2014), over one

hundred DrWPAs were identified as being 'at risk' due to pesticide contamination exceeding the EU Drinking Water Directive limit in raw water.⁵⁴ Metaldehyde is the most significant active substance, causing a compliance risk in 102 (21%) of these DrWPAs. At these sites deemed to be 'at risk' of being polluted, safeguard zones (together with associated action plans) in the upstream parts of the river catchment are then established. There are 118 safeguard zones in place in England due to pesticide pressures. Of these, there are 96 in place for surface water and 22 for groundwater.⁵⁵ Similar action plans are in place for other parts of the UK. Although the agricultural usage of metaldehyde in continental Europe is generally higher than in the UK, most of these countries rely on the use of ground rather than surface water for their potable supplies.

These issues led to pressure from regulators and water companies, on the manufacturers of such molluscicides, to identify ways of reducing their overall environmental impact. The industry-led MSG, based in the UK, started a campaign called 'Get Pelletwise' (<http://www.getpelletwise.co.uk/>). This educational initiative was directed at large-scale users of slug pellets and aimed to try and prevent or minimise the movement of metaldehyde to water sources. The 'Get Pelletwise' campaign developed the best practice guidelines when using metaldehyde, covering issues including dosage rates per hectare, maximum application rates, no application within 6 m

Table 2 Water sampling locations and those exceeding the EU Drinking Water Directive (DWD) concentration limit (0.1 µg L⁻¹) for metaldehyde. Data for English and Welsh water companies during 2015⁵⁸

Water company	Total number of tests sites	Tests exceeding limit	Supply points failing DWD limit
Affinity Water	252	4	2
Albion Water	4	0	0
Anglian Water (<i>leaving bulk supply</i>)	268	32	10
Anglian Water (<i>at consumer taps</i>)	8	1	1
Bournemouth Water	99	0	0
Bristol Water	210	0	0
Cambridge Water (<i>leaving bulk supply</i>)	32	0	0
Cambridge Water (<i>at consumer taps</i>)	1	0	0
Dee Valley Water	48	0	0
Dŵr Cymru Welsh Water (<i>leaving bulk supply</i>)	8	0	0
Dŵr Cymru Welsh Water (<i>at consumer taps</i>)	73	0	0
Essex and Suffolk Water (<i>leaving bulk supply</i>)	76	0	0
Essex and Suffolk Water (<i>at consumer taps</i>)	134	0	0
Hartlepool Water	12	0	0
Independent Water Networks Ltd.	20	0	0
Northumbrian Water	282	1	1
Portsmouth Water	118	0	0
Severn Trent Water (<i>leaving bulk supply</i>)	545	2	1
Severn Trent Water (<i>at consumer taps</i>)	130	1	1
South East Water (<i>leaving bulk supply</i>)	303	2	2
South East Water (<i>at consumer taps</i>)	124	3	3
South Staffordshire Water	124	0	0
Southern Water	593	5	4
SSE Water (formerly Scottish & Southern Energy)	80	1	1
Sutton and East Surrey Water	23	0	0
Thames Water (<i>leaving bulk supply</i>)	706	2	1
Thames Water (<i>at consumer taps</i>)	9	2	1
United Utilities Water	56	0	0
Wessex Water	36	0	0
Yorkshire Water (<i>leaving bulk supply</i>)	136	2	1
Yorkshire Water (<i>at consumer taps</i>)	420	7	7



of a watercourse, no application when heavy rain or winds were forecast and no application if there was flow in field drains.⁴⁵ Other factors relating to field topography (*e.g.* slope, soil type and drainage) affecting the movement of metaldehyde through the soil profile also need to be considered. MSG in association with the Environment Agency (England and Wales) also developed an information tool for farmers called 'What's in your backyard?' (<http://apps.environment-agency.gov.uk/wiyby/>). This is a geographical mapping application showing areas in the UK at high-risk of potential contamination by metaldehyde as well as other agricultural pollutants. It was hoped by use of this tool a reduction in overall usage of metaldehyde could be achieved.⁴⁵

Despite these various campaigns, metaldehyde continues to be found in surface and potable waters. For example in the River Thames, concentrations of metaldehyde as high as $8.0 \mu\text{g L}^{-1}$ were found during late August–October, 2012; months often associated with heavy rainfall.⁵⁶ The maximum concentration of metaldehyde found in treated drinking water was $\sim 1.03 \mu\text{g L}^{-1}$; detected in the UK in November 2007 and December 2008.⁵⁷ However, this concentration does not present an immediate human health risk as is below the acceptable daily intake (0.02 mg metaldehyde per kg body weight).⁵⁷ More recently concentrations of metaldehyde found in the environment have tended to be lower as the introduction of the MSG guidelines has reduced its overall input to water. However, metaldehyde can still be detected regularly above $0.1 \mu\text{g L}^{-1}$ (Table 2).

A study undertaken by Kay & Grayson⁹ assessed UK water quality data over a two and a half year period (2008–2011) for concentrations of metaldehyde in surface and potable water. Importantly their study showed that pollution by metaldehyde was not correlated with soil type, slope or crops grown. Furthermore, the measured concentration of metaldehyde in water sampled downstream of the water treatment works showed no significant difference with the concentrations found entering the works, thus highlighting the ineffectiveness of conventional techniques for the removal of metaldehyde from water. Due to its semi-persistence in the aquatic environment, metaldehyde remains a concern with respect to drinking water quality, adding to the pressure on water companies and environmental agencies to monitor this pesticide effectively in river catchments and at point sources.

Analytical techniques for measuring metaldehyde

With the regular detection of metaldehyde in surface and potable waters there has been a focused effort to develop suitable monitoring and sensitive, quantitative analytical techniques for measuring this pesticide at low concentrations in a range of environmental matrices.^{52,59} Typically, instrumental techniques, such as gas chromatography (GC) coupled with mass spectrometry (MS) and liquid chromatography (LC) coupled with a triple quadrupole mass spectrometry (MS/MS) are used. These are often used in conjunction with

isolation and pre-concentration techniques such as solid-phase extraction (SPE). Some newer methods permit low limits of quantification ($<1.0 \text{ ng L}^{-1}$) for metaldehyde.^{4,60}

Gas chromatography methods

Early work used GC to detect metaldehyde in a range of matrices after its conversion to acetaldehyde⁶¹ or by using derivatisation techniques.^{62,63} More recently, GC/MS has proved popular for the analysis of metaldehyde, being a robust and relatively simple methodology.^{64,65} Most workers use similar GC conditions with a non-polar column such as DB5-MS.⁶⁶ Typically, metaldehyde has a short retention time (typically $\leq 8 \text{ min}$) on this stationary phase. High oven temperatures of up to 300°C are needed to elute all the analytes that can be present, as dimers of metaldehyde and acetaldehyde can be formed in analysis and these bond more strongly to the non-polar stationary phase.⁶⁶ Table 3 summarises some GC methods that have been used to measure metaldehyde in water. Highly specific, gas chromatography triple quadrupole mass spectrometry (GC/MS/MS) instruments have been used to analyse metaldehyde. ALS Environmental compared the results obtained from GC/MS and GC/MS/MS techniques for the analysis of metaldehyde in water. Generally measurements obtained using the two approaches were in good agreement, however, GC/MS/MS showed a higher degree of compound specificity.⁶⁷

As water cannot be injected directly into a GC column, aqueous samples require pre-concentration prior to instrumental analysis. This adds extra cost and is time consuming. However, pre-treatment steps allow lower limits of detection to be reached since 250–1000 mL water samples can be extracted into a few mL of elution solvent. Often techniques such as liquid/liquid extraction or SPE with different sorbents are used for this purpose; some examples for the pre-concentration of metaldehyde in water are given in Table 4.⁶⁶

Liquid chromatography methods

Use of LC/MS methods can overcome many of the drawbacks associated with GC and LC/MS is now the method of choice for most end-users. Although LC/MS instruments are more expensive to purchase initially, they can measure simultaneously a wide range (>100 compounds) of polar pesticides in water and other environmental matrices at low limits of detection.⁷⁰ Table 5 shows some of the LC/MS methods used to measure metaldehyde in environmental matrices. Most methods use triple quadrupole (LC/MS/MS) detection systems or more recently time of flight mass spectrometry⁷¹ to allow for greater analyte specificity. Generally the separation methods rely on reverse-phase interactions using a non-polar stationary phase in combination with a polar mobile phase *e.g.* aqueous mixtures of acetonitrile or methanol.⁷² Usually the mobile phase contains a buffer such as ammonium acetate/formic acid,⁷³ but this can lead to the formation of multiple adduct ions (*e.g.* $[\text{M} + \text{H}]^+$, $[\text{M} + \text{Na}]^+$, $[\text{M} + \text{NH}_4]^+$, $[\text{M} + \text{K}]^+$), thereby decreasing analytical sensitivity. Schumacher



Table 3 Examples of gas chromatographic (GC) methods used for the analysis of metaldehyde in water^{66,68,69}

GC column	Carrier gas	Injection temp	Injection volume	Purge flow	Purge time	Retention time	Limit of detection
HP-5MS, 30 m × 0.25 mm diameter, 0.25 µm film thickness ¹	Helium, 30 mL s ⁻¹	300 °C	1 µL	50 mL min ⁻¹	1 min	6.3 min	0.005 µg L ⁻¹
DB5-MS, 30 m × 0.25 mm diameter, 0.25 µm film thickness ¹	Helium, 2 mL min ⁻¹	250 °C	2 µL	50 mL min ⁻¹	2 min	6 min	0.003 µg L ⁻¹
DB5-MS, 30 m × 0.25 mm diameter, 0.25 µm film thickness ¹	Helium, 1.5 mL min ⁻¹	250 °C	1 µL	50 mL min ⁻¹	2 min	6 min	0.006 µg L ⁻¹
HP-5MS, 30 m × 0.25 mm diameter, 0.25 µm film thickness ¹	Helium, 1 mL min ⁻¹	63 °C	1 µL	–	–	7 min	0.004 µg L ⁻¹
DB5-MS, 30 m × 0.25 mm diameter, 0.25 µm film thickness ¹	Helium, 2 mL min ⁻¹	270 °C	2 µL	50 mL min ⁻¹	2 min	6.5 min	0.004 µg L ⁻¹
SPB TM -5, 30 m × 0.53 mm diameter, 0.5 µm film thickness ²	Helium 5 mL min ⁻¹	100 °C	–	30 mL min ⁻¹	–	–	–
HP-5MS, 30 m × 0.25 mm diameter, 0.25 µm film thickness ³	1 mL min ⁻¹	35 °C	1 µL	–	–	–	–

Table 4 Examples of solid-phase extraction (SPE) techniques used to extract metaldehyde from water prior to gas chromatographic analysis⁶⁶

SPE cartridge	Conditioning solvent	Sample volume	Elution solvent	Evaporation step	Internal standard
BakerBond TM SDB1 200 mg (3 mL)	10 mL methanol	250 mL	2 × 1 mL dichloromethane	To 0.5 mL	5 µL 1,4-dichlorobenzene-d ₄
Strata-X 200 mg (3 mL)	2 × 2 mL methanol	250 mL	0.4 mL ethyl acetate : acetone 50/50% (v/v), then add 1 mL iso-octane	N/A	50 µL 1,4-dichlorobenzene-d ₄
Isolute® ENV + 200 mg (3 mL)	3 mL methanol + 3 mL buffer solution (5.420 g potassium dihydrogen phosphate + 7.772 g disodium hydrogen phosphate in 2 L water)	1 L + 25 mL buffer solution	2 × 1 mL ethyl acetate	N/A	100 µL 1,4-dichlorobenzene
Strata-X 200 mg (3 mL)	3 mL 2,2,4-trimethylpentane + 3 mL acetone : ethyl acetate 50/50% (v/v)	100 mL	3 mL acetone : ethyl acetate 50/50% (v/v) (soak for 1 min before elution), then add 3 mL 2,2,4 trimethylpentane (allow to soak for 1 min before elution)	Post internal standard to 200 µL	50 µL 1,3,5-trichlorobenzene-d ₃
Strata-X 200 mg (6 mL)	5 mL dichloromethane	500 mL	2 × 2 mL dichloromethane each left for 5 min before eluted	Post internal standard to 0.5 mL using nitrogen	50 µL 1,4-dichlorobenzene-d ₄

*et al.*⁷⁴ overcame this problem by using an alkyl-ammonium buffer (methylamine) as the mobile phase additive, thus suppressing the formation of unwanted alkali adducts and dimers of metaldehyde leading to an improved detection limit. Modern instruments are now highly sensitive (~low ng L⁻¹ detection limits) and enable metaldehyde to be quantified by direct injection of environmental water samples.

Monitoring of metaldehyde

Monitoring strategies

The prescribed concentration value (PCV) for metaldehyde at drinking water capitation sites is often exceeded in the UK, and is now a major problem for water supply companies (Table 2). This led to the establishment of river catchment monitoring programmes for this pollutant, and to initiatives to convince the major users of this pesticide to reduce its use in their agricultural practises. These include guidance in The

Voluntary Initiative – Promoting responsible pesticide use,⁷⁸ Catchment Sensitive Farming⁷⁹ and the MSG⁴⁵ whom have promoted best practice in the application of metaldehyde. However, the degree of voluntary action available to the agricultural sector is constrained by both practical factors and financial considerations. These aspects together with their impacts on European regulatory considerations are discussed further by Dolan *et al.*^{80,81}

Metaldehyde is usually monitored in water by the use of low volume (<5 L) spot (bottle or grab) sampling with subsequent analysis in the laboratory by GC/MS or LC/MS methods. As the concentration of metaldehyde in surface water can fluctuate over time the use of infrequent spot sampling (typically collected weekly or monthly) is often an ineffective monitoring technique. This has been demonstrated by Rabiet *et al.*,⁸² who showed that infrequent spot sampling largely underestimated pesticide concentrations and fluxes during storm events in a catchment. This finding agrees with



Table 5 Examples of liquid chromatography based-methods used for the analysis of metaldehyde in different matrices^{10,72-77}

Matrix	LC conditions	Column flow rate	Detector	LoD	LoQ	Reference
Water	Agilent1260 Infinity system. Atlantis T3 C ₁₈ column. Mobile phase: water, methylamine, acetic acid, acetonitrile.	0.3 mL min ⁻¹	Agilent 6460 MS/MS	2.0 ng L ⁻¹ (tap) 9.0 ng L ⁻¹ (river)	4.0 ng L ⁻¹ (tap) 20.0 ng L ⁻¹ (river)	Schumacher <i>et al.</i> , (2016) ⁷⁴
Water	Waters 2695 system. Mobile phase: water, ammonium acetate, formic acid, acetonitrile.	0.2 mL min ⁻¹	Waters Quattro Premier Xe MS/MS	0.5 µg L ⁻¹	—	Jefferson <i>et al.</i> , (2016) ⁷⁵
Water	Agilent system. Phenomenex Kinetex phenyl-hexyl column. Mobile phase: water, formic acid, ammonia, acetonitrile.	0.35 mL min ⁻¹	Agilent 6410 MS/MS	—	—	Semitsoglou-Tsiapou <i>et al.</i> , (2016) ⁷⁶
Water	Agilent 1100 system. Ascentis express fused core C ₁₈ column. Mobile phase: water, methanol.	0.25 mL min ⁻¹	Bruker Daltonik HCT Esquire ion trap	0.05 µg L ⁻¹	—	Busquets <i>et al.</i> , (2014) ¹⁰
Water	Waters 2695 system. Mobile phase: water, ammonium acetate, formic acid, acetonitrile.	0.2 mL min ⁻¹	Waters Quattro Premier Xe MS/MS	—	—	Autin <i>et al.</i> , (2013a) ⁷³
Water	Waters Acquity system. Acquity BHE C ₁₈ column. Mobile phase: water, ammonium acetate, methanol.	0.2 mL min ⁻¹	Waters Xevo TQ MS/MS	3.0 ng L ⁻¹	10.0 ng L ⁻¹	Li <i>et al.</i> , (2010) ⁴
Vegetables	Agilent 1200 system. Zorbax C ₁₈ column. Mobile phase: water, acetonitrile.	0.3 mL min ⁻¹	Agilent 6410 MS/MS	100.0 ng L ⁻¹	200.0 ng L ⁻¹	Zhang <i>et al.</i> (2011a and 2011b) ^{60,72}
Animal stomach/intestinal contents	Spherisorb ODS-2 column. Mobile phase: water, methanol.	0.8 mL min ⁻¹	Shimadzu RF-535 fluorimeter. Excitation λ = 380 nm, emission λ = 450 nm	—	—	Brown <i>et al.</i> , (1996) ⁷⁷

the earlier work of Louchart *et al.*,⁸³ and Chen *et al.*,⁸⁴ investigating loads and fluxes of pesticides during high flow events.

To overcome these issues associated with diffuse pollution events and to further understand the fate and movement of chemicals in water, more complex, high frequency, monitoring tools are required. Automated water collection devices (*e.g.* ISCO – <http://www.teledyneisco.com>) capable of collecting a series of water samples at prescribed time intervals (*e.g.* hourly or daily) can be used for this purpose. Such samplers can be triggered remotely to collect water during a high flow storm-type event. This approach to monitoring is expensive in terms of the capital cost of the equipment.⁵² In addition the number of samples generated during a monitoring campaign can add to laboratory operating costs. An alternative is the use of on-line or *in situ* methods.

On-line and *in situ* methods

GC or LC instruments coupled to various detectors have been used at surface water sites so as to provide a rapid means for the analysis of pesticides.^{85,86} Here instruments are connected on-line and may be used in combination with directly coupled sample preparation techniques. Additionally, the data generated can be transmitted telemetrically to a remote control centre to facilitate management decisions, *e.g.* for stopping the abstraction of water into a treatment works. Such an on-line GC/MS system is currently being trialled by Affinity Water, UK for monitoring metaldehyde.⁸⁷

Recently a novel reactive paper spray mass spectrometry method has been used to measure metaldehyde in water with a limit of detection of 0.1 µg L⁻¹ without any pre-concentration or separation steps.⁸⁸ The technique has potential in the future to be coupled with a miniature mass spectrometer to allow the on-site monitoring of metaldehyde and other pesticides of concern.

An alternative on-line approach for measuring metaldehyde in water has been described. The Lonestar™ portable analyser,⁸⁹ uses a Field Asymmetric Ion Mobility Spectrometry (FAIMS) as the detection system (limit of detection, 0.1 µg L⁻¹). This device is used for on-site detection in locations such as water reservoirs. A spot sample of water is taken directly in the field and mixed with nitric acid to break down the metaldehyde tetramer into four molecules of acetaldehyde, which are subsequently measured. Analysis time is typically 15 min. Data can be visually presented as a series of trigger or alarm values depending on the concentration of metaldehyde measured (<0.1 µg L⁻¹ = green, 0.1 > 0.5 µg L⁻¹ = amber and >0.5 µg L⁻¹ = red). To our knowledge there have been no published field studies using the Lonestar™ analyser. This portable system has potential in the future for use as an on-line continuous monitoring system that could transmit an alarm if concentration of metaldehyde exceeds a specified threshold value. Alternatives for future application could be the development of simple, rapid dip or stick tests to rapidly semi-quantify metaldehyde in water.



Passive sampling devices are an *in situ* monitoring method. These devices have been used extensively to measure a wide range of pollutants in the aquatic environment.⁹⁰ Samplers can be deployed in the field for extended periods (from days to months) where they continually sequester compounds. Once calibrated, in the laboratory or in the field, they permit the estimation of time-weighted average concentrations of substances over the deployment period.⁹¹ Several different designs of sampler are available for monitoring polar pollutants such as metaldehyde, including: Polar Organic Chemical Integrative Sampler (POCIS),^{92,93} Chemcatcher®⁹⁴ and Diffusive Gradients in Thin-films (DGT).⁹⁵ A variant of the Chemcatcher® using an HLB (Horizon Atlantic 47 mm disk) receiving phase overlaid with a polyethersulfone diffusion limiting membrane has been shown to sequester metaldehyde in surface waters. Uptake of metaldehyde (expressed as volume of water cleared per unit time, ~16 mL per day) was found to be linear for over 14 days both in laboratory and in-field calibration experiments. The performance of this device for investigating the sources and fluxes of metaldehyde is presently being evaluated alongside routine spot sampling procedures at a number of river catchments in the UK.⁹⁶

Remediation strategies for metaldehyde

Removal techniques

Due to its high polarity metaldehyde dissolves readily in water (solubility of ~200 mg L⁻¹ at 17 °C) and is considered semi-persistent in the aquatic environment.⁹⁷ This property makes metaldehyde recalcitrant to removal using conventional drinking water treatment processes that are based on adsorption of substances to GAC or powdered activated carbon (PAC) materials. Both materials require differing carbon bed volumes and contact times and have different break through capacities. Using GAC to remove metaldehyde is problematic; firstly, due to competitive adsorptive binding by dissolved organic carbon and with other polar pesticides that may also be present in the environmental waters and secondly, due to desorption under certain operational conditions, such as a significant decrease in its influent concentration. Furthermore, the percentage removed is also a function of the concentration of metaldehyde present. Tests showed that water bodies with higher concentrations of metaldehyde can give relative removal efficiencies of up to 90% using GAC. This, however, decreases at lower values *e.g.* 30–50% removal at 0.5 µg L⁻¹ and significantly less removal at lower concentrations ~0.2 µg L⁻¹.⁵⁹ Data from Kay & Grayson⁹ suggested, that at typical environmental concentrations, such conventional water treatment processes have marginal or no effect on reducing metaldehyde found at the inlet and outlet of the works. Removing metaldehyde from water using GAC techniques also shortens the functional lifetime of the bed, which then requires expensive regeneration or disposal. Due to the increased need to remove metaldehyde from potable

supplies in many areas of the UK, this in the short-term, has placed significant demands on the limited operational capacity of the available regeneration plants. Increasing this capacity over the longer term will be expensive, with new facilities expected to cost ~£30–44 million.⁵⁹ Continual removal of used material and its replacement with freshly activated carbon is an alternative process, but this very expensive to operate.

These issues have led to the development alternative clean-up techniques. These include 'designer' materials such as tailored phenolic-based carbons¹⁰ or nano-sized zinc composites,¹² biologically active sand filters⁹⁸ and more sophisticated clean-up methods (*e.g.* ultra-violet (UV) oxidation combined with hydrogen peroxide (H₂O₂) treatment⁹⁹ for the effective removal of metaldehyde (Table 6). Although stand-alone catalytic and electrochemical approaches are useful, the most widely used removal methods are based on UV advanced oxidation, often combined with another technique. Several different types of oxidation processes have been tested, such as UV/H₂O₂, UV/TiO₂ and UV emitting diodes,^{73,99,100} all with different performance characteristics. In pilot scale studies high removal efficiencies in excess of 90% are now achievable for metaldehyde. A recent study by Semitsoglou-Tsiapou *et al.*,⁷⁶ investigated the degradation kinetics for metaldehyde and the reaction products formed when using low pressure UV/H₂O₂ advanced oxidation processes. Their results showed that metaldehyde is effectively degraded, undergoing hydroxylation to ultimately yield, relatively benign, acetic acid as the major reaction end product. However, all these processes have high energy demands, predicted to be typically fifty times that of water disinfection processes. Use of light emitting diodes, however, can reduce energy consumption. In the future there maybe the possibility to use genetically modified bacteria that target single contaminant as a clean-up method.

Use of these advanced 'end-of-pipe' water treatment processes is expensive. In 2015, Anglian Water, the major drinking water supplier in the East of England (an agricultural region with high use of molluscicides) began operating a metaldehyde removal plant at a treatment works in Lincolnshire that abstracts water from the River Trent. The 'low-energy' plant uses membrane filters followed by UV/H₂O₂ oxidation then GAC water polishing adsorbers to give high removal rates for metaldehyde and other pesticides that may also be present.¹⁰⁶ Based on operational costs at this site, Anglian Water predicted that to introduce similar systems across their supply region (27 500 km²) would cost an additional £17 million per year to operate. This would lead to an increase of 21% to their customer's utility bill.¹⁰⁷ It was highlighted, therefore, that such a technology approach was not practicable and unlikely to be acceptable. More viable alternatives, such as a cross-sector collaboration in the management of river catchments and an increased awareness of water quality issues within the agricultural community were suggested as possible solutions to the problem.



Table 6 Different laboratory or pilot scale techniques used for the removal of metaldehyde from water. Key: GC/MS = gas chromatography/mass spectrometry, $^1\text{H-NMR}$ = proton nuclear magnetic resonance spectroscopy, H_2O_2 = hydrogen peroxide, LC = liquid chromatography, LC/MS = liquid chromatography/mass spectrometry, TAML = tetra-amido macrocyclic ligands, TiO_2 = titanium dioxide, UV = ultra-violet, ZnO = zinc oxide^{10,12,69,73,75,76,98–105}

Removal technique	Adsorption capacity for metaldehyde	Removal		Analysis technique	Reference
		Conc. before	% removed		
Photocatalytic reactions using nano-sized zinc oxide composites		500 $\mu\text{g L}^{-1}$	56	GC/MS	Doria <i>et al.</i> , (2013) ¹²
Tailored phenolic carbon	76 mg metaldehyde/g carbon	—	—	LC/MS	Busquets <i>et al.</i> , (2014) ¹⁰
Modified graphene		Up to mg L^{-1}	>92	LC/MS	Nguyen <i>et al.</i> (2017) ¹⁰⁵
Biologically active sand filters in pesticide degraders		10 $\mu\text{g L}^{-1}$	70	GC/MS	Rolph <i>et al.</i> , (2014) ⁹⁸
Novel coupled adsorption and electrochemical destruction technique		250 $\mu\text{g L}^{-1}$	45	LC/MS, GC/MS	Nabeerasool <i>et al.</i> , (2015) ⁶⁹
		2000 $\mu\text{g L}^{-1}$	25		
		12 000 $\mu\text{g L}^{-1}$	12		
		8000 $\mu\text{g L}^{-1}$	>90		
		6000 $\mu\text{g L}^{-1}$			
Heterogeneous catalytic degradation using Macronets, followed by acetaldehyde removal using amine functionalised ion-exchange resin	200 mg g^{-1} Macronet			GC, LC	Tao & Fletcher, (2016) ¹⁰¹
UV/ H_2O_2 advanced oxidation process		10 $\mu\text{g L}^{-1}$	>90	LC/MS/MS	Autin <i>et al.</i> , (2012) ⁹⁹
UV/ TiO_2 advanced oxidation process		10 $\mu\text{g L}^{-1}$	<50	LC/MS/MS	Autin <i>et al.</i> , (2013b) ¹⁰⁰
UV light emitting diodes advanced oxidation process		0.25 $\mu\text{g L}^{-1}$	40 to 0.1 $\mu\text{g L}^{-1}$	LC/MS/MS	Autin <i>et al.</i> , (2013a) ⁷³
UV/ H_2O_2 advanced oxidation process incorporating micro-filtration and reverse osmosis		0.2 $\mu\text{g L}^{-1}$	>90	LC/MS/MS	James <i>et al.</i> , (2014) ¹⁰²
Adsorption and photocatalytic degradation using nano-sized ZnO/LAPONITE® composite under UV irradiation		0.1 mg L^{-1}	95	GC/MS	Kim & Campos, (2015) ¹⁰³
		2 mg L^{-1}	55		
		0.5 mg L^{-1}	92		
		1 mg L^{-1}	69		
		5 mg L^{-1}	97.7		
Low pressure UV/ H_2O_2 degradation at UV fluence of 1000 mJ cm^{-2} and 15 mg L^{-1} H_2O_2		10 $\mu\text{g L}^{-1}$	8 mM	LC/MS/MS	Semitsoglou-Tsiapou <i>et al.</i> , (2016) ⁷⁶
High UV dose and alkaline UV/ H_2O_2 degradation		10 $\mu\text{g L}^{-1}$	8 mM	LC/MS/MS	Jefferson <i>et al.</i> , (2016) ⁷⁵
Oxidative degradation using macrocyclic ligand catalysis, TAML/ H_2O_2	18 000 mg g^{-1} TAML			$^1\text{H-NMR}$	Tang <i>et al.</i> , (2016) ¹⁰⁴

Catchment initiatives

In the arable farming industry there have been many attempts to prevent applied pesticides entering the aquatic environment. One of the most common methods is the construction of swales; channels lined with grass that control the velocity of run-off from fields and can also remove some pollutants through the filtration of water through vegetation.¹⁰⁸ There has been recent interest in using this approach for the capitation of metaldehyde arising from diffuse run-off from fields during excessive rainfall events. Swales are often used

in combination with other catchment sensitive farming initiatives. These include rural sustainable drainage systems that slow down or prevent the transport of pollutants to watercourses by breaking the delivery pathway between the pollutant source and the receptor¹⁰⁹ and better pesticide storage and management. Training (*e.g.* on calibration of pellet applicators) and advice for farmers are also available in collaborative practices to mitigate the environmental impact of pesticides.¹¹⁰ Several water companies, rivers trusts and non-governmental agencies in the UK are also involved in these



projects concerned with metaldehyde. A recent example is the 'Slug It Out' campaign¹¹¹ funded by Anglian Water in the UK with the aim of protecting a number of reservoirs. Results to date are promising with major decreases, up to 60%, in the concentration of metaldehyde being found in the associated river tributaries.¹¹² Other water companies in the UK (e.g. Affinity, Severn Trent, Southern Water and Thames Water) have on-going catchment-based initiatives, including payments for non-usage, designed to reduce inputs of metaldehyde.

Alternative molluscicides

Metaldehyde is the most widely used molluscicide and is dominant in the marketplace (Fig. 2). Since 1990 its use gradually increased, peaking between the years 2008–2009. After this time period, application rates have dropped significantly, due largely to the campaign 'Get pellet wise' that started in 2010 which established improved guidelines for the safe use of products containing the active ingredient metaldehyde. Other substances such as Methiocarb and ferric phosphate can also be used as molluscicides.² Some of the recent decreases in the number of drinking water PCV exceedances found for metaldehyde in the UK, is due in part, to the increased take up of ferric phosphate by the agricultural sector.

Methiocarb ($C_{11}H_{15}NO_2S$, also known as mercaptodimethur) is a carbamate pesticide and has been available since the early 1960s.¹ It has a number of agricultural applications including being a powerful molluscicide (e.g. in products such Draza Forte and Decoy Wetex manufacturer by Bayer CropScience). Once ingested, Methiocarb exhibits neurotoxic effects on molluscs and has a potency higher (~10

times) than that of metaldehyde.^{113,114} Methiocarb is less polar ($\log K_{ow} = 3.18$ at 20 °C) and less water soluble (0.027 g L⁻¹ at 20 °C) than metaldehyde.¹ The formulated pellets degrade slowly and hence are effective even in wet conditions and are less repellent to slugs compared with metaldehyde, allowing more active ingredient to be consumed before termination of feeding.¹¹⁵ Typically they were used on high value crops such as potatoes. However, due to recent concerns over its toxicity, particularly towards seed eating birds, such as sparrows and finches, use of this pesticide in formulated pellets was banned across the European Union in late 2014.¹¹⁶ All farm stocks had to be used by September, 2015. In the short term this ban is likely to increase the use of metaldehyde. However, Methiocarb can still be used in seed treatments products such a Mesurol.

Currently, the only alternative for metaldehyde is ferric phosphate ($FePO_4$).¹¹⁷ This compound is highly insoluble in water.¹ It is generally formulated in pasta type pellets, and several varieties of these are available commercially (e.g. Derrex®, Ferramol®, Ironmax Pro®, Sluggo®, or SluXX®) containing differing amounts of ferric phosphate. Neudorff GmbH, based in Germany, is the largest producer. Ferric phosphate can be formulated with ethylene diamine tetraacetic acid (EDTA) or ethylene diamine succinic acid (EDDS) so as to increase the solubility of the iron, and hence toxicity towards the mollusc.³⁹ Application rates are typically 3–7 kg ha⁻¹ of a 3% formulation (90–210 g ha⁻¹ as ferric phosphate). Once ingested, this chemical causes pathological changes to a mollusc's digestive system, particularly calcium metabolism, quickly causing it to stop feeding and become less mobile. Death usually occurs within 3–6 days. There is evidence, however, that some ferric phosphate formulations have

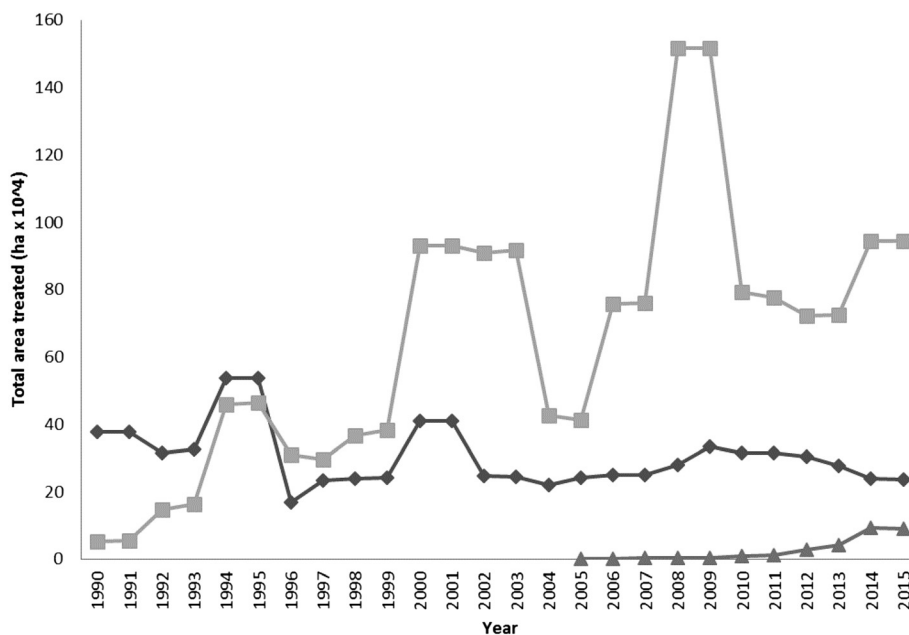


Fig. 2 Comparison of the use (expressed as area of land treated) of metaldehyde (square), methiocarb (diamond) and ferric phosphate (triangle) molluscicides in the UK between the years 1990–2015 (source: FERA, 2016).²



adverse effects on earthworms and other soil-inhabiting invertebrates such as beetles, millipedes and woodlice.³⁹

The use of ferric phosphate has gradually increased since its introduction to the market in 2005 (Fig. 2). Often metaldehyde is still preferred, due to its long and widespread use and also as it is perceived to cost less than ferric phosphate on a per kg basis. Some water companies as part of their catchment initiatives offer a financial incentive to use ferric phosphate (e.g. Southern Water offers a £1 kg⁻¹ used incentive). Additionally, metaldehyde causes slugs to remain above the soil upon death and this allows the user to see that the product is working. Ferric phosphate causes the slugs to bury themselves in the soil where they subsequently die, this does not show the user that the molluscicide has been effective. Instead growers have to be guided by the degree of crop damage after the application of the chemical.¹¹⁸ The overall impact, particularly on the aquatic environment, of ferric phosphate is significantly less than that of metaldehyde. For example, restricting the use of ferric phosphate baits near watercourses and wet weather conditions are unnecessary. Although it is difficult to predict with certainty, it is expected that the use of ferric phosphate formulations will grow in the future, as pressure increases from within the regulatory sector and water suppliers on limiting the agricultural use of metaldehyde.

Conclusions

Metaldehyde is a potent tool in fighting pests that damage crops. Even though it has been used for over 75 years, until recently little research has been directed to the occurrence, persistence and environmental fate of this pesticide. There have been sparse efforts directed towards its widespread monitoring in surface waters, even though during the autumn and winter months in the UK, peak concentrations of metaldehyde often exceed the European Union regulatory limit (0.1 µg L⁻¹) for any pesticide. Alternative approaches to monitoring and better defined campaigns are now needed, as the use of infrequent spot sampling, does not give the required temporal and spatial resolution needed to develop effective management plans for reducing the environmental impact of this pollutant.

Even though based on the available toxicity data for typical environmental concentration of metaldehyde, there are no perceived health risks; use of surface water contaminated with metaldehyde to produce potable supplies is a growing concern for water companies. The problem is particularly difficult to address because the physico-chemical properties of this compound make it resistant to removal by conventional drinking water treatment processes. Recent collaborative river catchment initiatives have helped reduce concentrations of metaldehyde in several regions of the UK, but some water companies who are impacted by this issue, are now also assessing expensive end-of-pipe treatment processes. Once functioning, these advanced treatment works will have signif-

icant operating costs and over the short-to-medium term lead to increased utility bills for their customers.

Metaldehyde still remains the molluscicide of choice within the agricultural community. Recently controlled release formulations have been developed so as to slow the input of the active ingredient into the environment.¹¹⁹ Pilot trials for these preparations are on going. Alternatively there are encouraging results that the new ferric phosphate-based formulations can be used as a direct, cost effective replacement for metaldehyde on all crop types. The long-term future use of metaldehyde is difficult to predict with certainty. One solution might be to amend the blanket European Union Drinking Water Directive limit to take into consideration compound specific toxicological and ecological effects. This would potentially permit a higher concentration of metaldehyde to be present in surface water capitation sites. If this is not the case, then there is a realistic chance that the use of metaldehyde in poison-baited pellets could be restricted in the UK, with some predictions by as early as 2020.

Acknowledgements

This work was part funded by the Natural Environment Research Council (NERC) as an iCASE award (NE/L009145/1) to GC.

References

- 1 PPDB: Pesticide Properties DataBase, <http://sitem.herts.ac.uk/aeru/ppdb/en/index.htm>, Accessed September, 2016.
- 2 FERA, <http://pusstats.fera.defra.gov.uk/myindex.cfm>, Accessed September, 2016.
- 3 M. Bieri, in *Slugs & Snails: Agricultural, Veterinary & Environmental Perspectives*, ed. G. B. J. Dussart, British Crop Protection Council, Farnham, 2003, pp. 255–260.
- 4 H. Y. Zhang, C. Wang, H. Z. Lu, W. B. Guan and Y. Q. Ma, *Ecotoxicol. Environ. Saf.*, 2011, 74, 1653–1658.
- 5 WHO Recommended Classification of Pesticides by Hazard and Guidelines to Classification 2009, World Health Organization, Stuttgart, Germany, 2010.
- 6 Reregistration Eligibility Decision for Metaldehyde, U.S. Environmental Protection Agency Web Archive [Online], July 27, 2006, http://archive.epa.gov/pesticides/reregistration/web/pdf/metaldehyde_red.pdf.
- 7 C. J. Nicholls, 2014 HGCA Research Review 79, <https://cereals.ahdb.org.uk/publications/2014/march/10/implications-of-not-controlling-slugs-in-oilseed-rape-and-wheat-in-the-uk.aspx>.
- 8 D. B. Green, *Brighton Crop Protection Conference: Pests & Diseases – 1996*, vol. 1–3, 1996.
- 9 P. Kay and R. Grayson, *Water Environ. J.*, 2014, 28, 410–417.
- 10 R. Busquets, O. P. Kozynchenko, R. L. D. Whitby, S. R. Tennison and A. B. Cundy, *Water Res.*, 2014, 61, 46–56.
- 11 M. Stuart, D. Lapworth, E. Crane and A. Hart, *Sci. Total Environ.*, 2012, 416, 1–21.



- 12 F. C. Doria, A. C. Borges, J. K. Kim, A. Nathan, J. C. Joo and L. C. Campos, *Water, Air, Soil Pollut.*, 2013, **224**(2), 1434.
- 13 IPCS, *International Programme on Chemical Safety Poisons Information Monograph 332 (Metaldehyde)*, <http://www.inchem.org/documents/pims/chemical/pim332.htm>.
- 14 S. E. Kegley, B. R. Hill, S. Orme and A. H. Choi, *PAN Pesticides Database*, http://www.pesticideinfo.org/Detail_Chemical.jsp?Rec_Id=PC32878.
- 15 R. Triebskorn, K. Christensen and I. Heim, *J. Mollus. Stud.*, 1998, **64**, 467–487.
- 16 EXTOTOXNET: *Extension Toxicology Network*, 1993, <http://pmep.cce.cornell.edu/profiles/extoxnet/haloxyp-methylparathion/metaldehyde-ext.html>.
- 17 R. C. Gupta, in *Veterinary toxicology: basic and clinical principles*, ed. R. C. Gupta, Academic press, 2nd edn, 2012, pp. 624–628.
- 18 T. F. Booze and F. W. Oehme, *Vet. Hum. Toxicol.*, 1985, **27**, 11–19.
- 19 W. A. Watson, T. L. Litovitz, G. C. Rodgers, W. Klein-Schwartz, J. Youniss, S. R. Rose, D. Borys and M. E. May, *Am. J. Emerg. Med.*, 2003, **21**, 353–421.
- 20 C. C. Shih, S. S. Chang, Y. L. Chan, J. C. Chen, M. W. Chang, M. S. Tung, J. F. Deng and C. C. Yang, *Vet. Hum. Toxicol.*, 2004, **46**, 140–143.
- 21 M. J. Ellenhorn and D. G. Barceloux, in *Ellenhorn's Medical Toxicology: Diagnosis and Treatment of Human Poisoning*, ed. M. Ellenhorn, S. Schonwald, G. Ordog, J. Wasserberger and S. Ellenhorn, Williams and Wilkins, Philadelphia, 1997, pp. 609–610.
- 22 J. P. Thompson, P. B. Casey and J. A. Vale, *Hum. Exp. Toxicol.*, 1995, **14**, 437–445.
- 23 A. Campbell, *Vet. Rec.*, 2008, **163**, 343.
- 24 N. J. Mills, *Vet. Rec.*, 2008, **163**, 310.
- 25 N. Bates, N. Sutton and A. Campbell, *Vet. Rec.*, 2012, **171**, 324.
- 26 S. N. Tawde, B. Puschner, T. Albin, S. Stump and R. H. Poppenga, *J. Med. Toxicol.*, 2012, **8**, 436–440.
- 27 F. Caloni, C. Cortinovis, M. Rivolta and F. Davanzo, *Sci. Total Environ.*, 2016, **539**, 331–336.
- 28 R. B. Cope, K. S. White, E. More, K. Holmes, A. Nair, P. Chauvin and A. Oncken, *J. Vet. Pharmacol. Ther.*, 2006, **29**, 233–236.
- 29 L. K. Dolder, *Vet. Med.*, 2003, **98**, 213–215.
- 30 K. J. Buhl, F. W. Berman and D. L. Stone, *J. Am. Vet. Med. Assoc.*, 2013, **242**, 1244–1248.
- 31 I. Nolte, *Prakt. Tierarzt*, 2012, **93**, 886–893.
- 32 J. A. Richardson, S. L. Welch, S. M. Gwaltney-Brant, J. D. Huffman and M. E. Rosendale, *Compendium on Continuing Education for the Practising Veterinarian - North American Edition*, 2003, vol. 25, pp. 376–380.
- 33 A. Chilla, S. Scheulen, J. Borchert, W. Danner and S. Neumann, *Prakt. Tierarzt*, 2010, **91**, 948–959.
- 34 R. Zimmermann, T. A. Steinberg, K. Raith, V. Hülsmeier and A. Fischer, *Tierärztliche Praxis Kleintiere*, 2010, **38**, 285–294.
- 35 D. P. Stubbings, A. B. Edington, D. G. Lyon, J. B. Spence and M. H. Clark, *Vet. Rec.*, 1976, **98**, 356–357.
- 36 B. A. Valentine, W. K. Rumbelha, T. S. Hensley and R. R. Halse, *J. Vet. Diagn. Invest.*, 2007, **19**, 212–215.
- 37 K. H. Plumlee, *Vet. Clin. North Am. Equine Pract.*, 2001, **17**, 491–500.
- 38 M. Sperling, A. Schönfelder, K. Köhler, H. Desel and L. F. Litzke, *Wien. Tierärztl. Monatsschr.*, 2010, **97**, 290–293.
- 39 C. A. Edwards, N. Q. Arancon, M. Vasko-Bennett, B. Little and A. Askar, *Crop Prot.*, 2009, **28**, 289–294.
- 40 A. M. Langan and E. M. Shaw, *Appl. Soil Ecol.*, 2006, **34**, 184–189.
- 41 K. C. Hallett, A. Atfield, S. Comber and T. H. Hutchinson, *Sci. Total Environ.*, 2016, **543**, 37–43.
- 42 P. Moreau, T. Burgeot and T. Renault, *Environ. Sci. Pollut. Res.*, 2015, **22**, 8003–8009.
- 43 R. L. Reece, P. C. Scott, W. N. Forsyth, J. A. Gould and D. A. Barr, *Vet. Rec.*, 1985, **117**, 525–527.
- 44 Department for Environment, *Air pollution from farming: preventing and minimising*, <https://www.gov.uk/guidance/reducing-air-pollution-on-farms>, 2016.
- 45 Metaldehyde Stewardship Group, *MSG guidelines*, <http://www.getpelletwise.co.uk/msg-guidelines/>, 2016.
- 46 L. A. Fogg, Catchment study to determine the relative significance of the different pathways by which metaldehyde may impact on surface water, *Cambridge Environmental Assessments Research Report Number CEA.481*, Metaldehyde Stewardship Group, 2009.
- 47 Y. Ma, X. Wu, Z. Zheng, Y. Yang, C. Wang, H. Zhang and L. Meng, in *Renewable and Sustainable Energy, Pts 1–7*, ed. W. Pan, J. X. Ren and Y. G. Li, 2012, vol. 347–353, pp. 1987–1993.
- 48 X. Y. Zhang and X. F. Dai, *Nongyaoxue Xuebao*, 2006, **8**, 344–348.
- 49 L. C. Simms, J. J. Dawson, G. I. Paton and M. J. Wilson, *J. Agric. Food Chem.*, 2006, **54**, 3646–3650.
- 50 S. Gillman, P. Brown, D. Burgess, B. Bickle, A. Zyndul and C. Chapman, *Proceedings of Crop Protection in Northern Britain*, 2012.
- 51 Council Directive 98/83/EC of 3 November 1998 on the quality of water intended for human consumption, Official Journal of the European Communities L 330, 1998, pp. 32–54.
- 52 A. Davey, T. Hall, J. Horn, J. Jönsson and R. Keirle, *Evidence Review of Catchment Strategies for Managing Metaldehyde Report Ref. No. 13/DW/14/7*, UK Water Industry Research Limited, 2014.
- 53 S. G. Anthony, N. Brettell, K. Hewson-Fisher, B. Hockridge, G. O. Hughes, H. L. Lyons, T. J. Pepper, S. Twining and L. Wilson, *Pesticide Risk Mapping and Catchment Interventions-Phase 1 Report Ref. No. 15/DW/14/11*, UK Water Industry Research Limited, 2015.
- 54 H. Martineau, N. Shamier and R. Smithers, *Appraisal of Policy Options to Manage Pesticides Ricardo-AEA/R/ED59190/ Issue Number 6 Final Report*, Ricardo-AEA Ltd, 2014.
- 55 The Pesticides Forum, *Pesticides in the UK: The 2015 report on the impacts and sustainable use of pesticides*, Health and Safety Executive, 2015.



- 56 D. Henahan, *Metaldehyde and PES in the Ampney Brook catchment*, <http://www.slideshare.net/CCRI/pes-farmerworkshop-henahan>, 2016.
- 57 Water UK, *Briefing paper on metaldehyde*, <http://www.water.org.uk/publications/policy-briefings/metaldehyde>, 2016.
- 58 Drinking Water Inspectorate, *Annual Report Drinking Water 2015*, Drinking Water Inspectorate, 2016.
- 59 G. Dillon, T. Hall, J. Jönsson, K. Murrell, D. Shepherd, J. Song and M. Stanger, *Treatment for New and Emerging Pesticides Report Ref. No. 11/DW/14/4*, UK Water Industry Research Limited, 2011.
- 60 C. Li, Y.-L. Wu, T. Yang and Y. Zhang, *Chromatographia*, 2010, 72, 987–991.
- 61 M. Paolo and B. Renzo, *Bull. Environ. Contam. Toxicol.*, 1983, 30, 479–484.
- 62 S. Selim and J. N. Seiber, *J. Agric. Food Chem.*, 1973, 21, 430–433.
- 63 Y. Iwata, G. E. Carman, T. M. Dinoff and F. A. Gunther, *J. Agric. Food Chem.*, 1982, 30, 606–608.
- 64 A. Jones, A. Charlton and J. Agric, *Food Chem.*, 1999, 47, 4675–4677.
- 65 T. Saito, S. Morita, M. Motojyuku, K. Akieda and H. Otsuka, *J. Chromatogr., B*, 2008, 875, 573–576.
- 66 Environment Agency, in *Methods for the Examination of Waters and Associated Materials*, Environment Agency, 2009, Blue Book 226, p. 52.
- 67 ALS Environmental, *Method Statement-Metaldehyde*, https://www.alsenvironmental.co.uk/media-uk/method_statements/wakefield/drinking-water/organics/wpc62_metaldehyde_tof_method-statement.pdf.
- 68 B. Tao and A. J. Fletcher, *J. Hazard. Mater.*, 2013, 244, 240–250.
- 69 M. A. Nabeerasool, A. K. Campen, D. A. Polya, N. W. Brown and B. E. van Dongen, *Water*, 2015, 7, 3057–3071.
- 70 L. Alder, K. Greulich, G. Kempe and B. Vieth, *Mass Spectrom. Rev.*, 2006, 25, 838–865.
- 71 ALS Environmental, *Method Statement-Metaldehyde*, https://www.alsenvironmental.co.uk/media-uk/method_statements/wakefield/drinking-water/organics/wpc31_metaldehyde_method-statement.pdf.
- 72 H. Y. Zhang, C. Wang, P. J. Xu and Y. Q. Ma, *Food Addit. Contam., Part A*, 2011, 28, 1034–1040.
- 73 O. Autin, C. Romelot, L. Rust, J. Hart, P. Jarvis, J. MacAdam and B. Jefferson, *Chemosphere*, 2013, 92, 745–751.
- 74 M. Schumacher, G. Castle, A. Gravell, G. A. Mills and G. R. Fones, *MethodsX*, 2016, 3, 188–194.
- 75 B. Jefferson, P. Jarvis, G. K. Bhagianathan, H. Smith, O. Autin, E. H. Goslan and I. Carra, *Chem. Eng. J.*, 2016, 288, 359–367.
- 76 S. Semitsoglou-Tsiapou, M. R. Templeton, N. J. Graham, L. H. Leal, B. J. Martijn, A. Royce and J. C. Kruithof, *Water Res.*, 2016, 91, 284–295.
- 77 P. Brown, A. Charlton, M. Cuthbert, L. Barnett, L. Ross, M. Green and M. Fletcher, *J. Chromatogr. A*, 1996, 754, 463–478.
- 78 *The Voluntary Initiative, Promoting Responsible Pesticide Use*, <http://www.voluntaryinitiative.org.uk/>.
- 79 Natural England, *Catchment Sensitive Farming: reduce agricultural water pollution*, <https://www.gov.uk/guidance/catchment-sensitive-farming-reduce-agricultural-water-pollution>.
- 80 T. Dolan, D. J. Parsons, P. Howsam, M. J. Whelan and L. Varga, *Water Resour. Manag.*, 2014, 28, 511–526.
- 81 T. Dolan, P. Howsam, D. J. Parsons and M. J. Whelan, *Water Policy*, 2014b, 16, 280–297.
- 82 M. Rabiet, C. Margoum, V. Gouy, N. Carlier and M. Coquery, *Environ. Pollut.*, 2010, 158, 737–748.
- 83 X. Louchart, M. Voltz, P. Andrieux and R. Moussa, *J. Environ. Qual.*, 2001, 30, 982–991.
- 84 B. Chen, G. Huang, Y.-f. Li, B. Zhang and Y. Huang, *Water Int.*, 2005, 30, 88–98.
- 85 P. J. M. van Hout and U. A. Th. Brinkman, *TrAC, Trends Anal. Chem.*, 1994, 13, 382–388.
- 86 S. Lacorte, J. J. Vreuls, J. S. Salau, F. Ventura and D. Barcelo, *J. Chromatogr. A*, 1998, 795, 71–82.
- 87 *Water & Wastewater Treatment, Promising results for metaldehyde detection trial*, <http://wwtonline.co.uk/news/promising-results-for-metaldehyde-detection-trial#.WIsb8n1y1dd>.
- 88 S. Maher, F. P. M. Jjunju, D. E. Damon, H. Gorton, Y. S. Maher, S. U. Syed, R. M. A. Heeren, I. S. Young, S. Taylor and A. K. Badu-Tawiah, *Sci. Rep.*, 2016, 6, 35643.
- 89 Owlstone, *Detection of Metaldehyde in Water Using Lonestar*, <http://www.owlstonenanotech.com/lonestar/apps/detect-metaldehyde-water>.
- 90 R. Greenwood, G. Mills and B. Vrana, *Passive sampling techniques in environmental monitoring*, Elsevier, 2007.
- 91 G. A. Mills, A. Gravell, B. Vrana, C. Harman, H. Budzinski, N. Mazzella and T. Ocelka, *Environ. Sci.: Processes Impacts*, 2014, 16, 369–373.
- 92 D. A. Alvarez, J. D. Petty, J. N. Huckins, T. L. Jones-Lepp, D. T. Getting, J. P. Goddard and S. E. Manahan, *Environ. Toxicol. Chem.*, 2004, 23, 1640–1648.
- 93 P. C. Van Metre, D. A. Alvarez, B. J. Mahler, L. Nowell, M. Sandstrom and P. Moran, *Environ. Pollut.*, 2017, 220, 431–440.
- 94 J. K. Kingston, R. Greenwood, G. A. Mills, G. M. Morrison and L. B. Persson, *J. Environ. Monit.*, 2000, 2, 487–495.
- 95 J. K. Challis, M. L. Hanson and C. S. Wong, *Anal. Chem.*, 2016, 88, 10583–10591.
- 96 G. Castle, *IPSW 2016*, Prague, Czech Republic, 2016, <http://ipsw.eu/2016/detailed-programme/>.
- 97 WHO and FAO United Nations, *WHO/FAO data sheet on pesticides. no. 93, Metaldehyde*, World Health Organization, Geneva, 1996, <http://apps.who.int/iris/handle/10665/63291>.
- 98 *Switching on pesticide degraders in biological filters used in drinking water production*, ed. C. A. Rolph, B. Jefferson and R. Villa, 2014.
- 99 O. Autin, J. Hart, P. Jarvis, J. MacAdam, S. A. Parsons and B. Jefferson, *Water Res.*, 2012, 46, 5655–5662.



- 100 O. Autin, J. Hart, P. Jarvis, J. MacAdam, S. A. Parsons and B. Jefferson, *Appl. Catal., B*, 2013, **138**, 268–275.
- 101 B. Tao and A. Fletcher, *Chem. Eng. J.*, 2016, **284**, 741–749.
- 102 C. P. James, E. Germain and S. Judd, *Sep. Purif. Technol.*, 2014, **127**, 77–83.
- 103 J. K. Kim and L. C. Campos, *Water Sci. Technol.*, 2015, **15**, 533–540.
- 104 L. L. Tang, M. A. DeNardo, C. Gayathri, R. R. Gil, R. Kanda and T. J. Collins, *Environ. Sci. Technol.*, 2016, **50**, 5261–5268.
- 105 L. V. Nguyen, R. Busquets, S. Ray and A. B. Cundy, *Chem. Eng. J.*, 2017, **307**, 159–167.
- 106 <http://wwtonline.co.uk/features/project-focus-hall-claims-uk-first-in-water-treatment#.WAoBy03fP1J>.
- 107 <http://www.anglianwater.co.uk/news/got-a-spare-600million.aspx>.
- 108 <http://adlib.everysite.co.uk/adlib/defra/content.aspx?doc=266470&id=276556>.
- 109 https://www.gov.uk/government/uploads/system/uploads/attachment_data/file/291508/scho0612buwh-e-e.pdf.
- 110 <http://publications.naturalengland.org.uk/file/6538023361576960>.
- 111 www.anglianwater.co.uk/sluginout.
- 112 <http://utilityweek.co.uk/news/anglian-water-farming-trial-sees-60-per-cent-drop-in-pesticide-levels/1240172#.WAnyFU3fP1I>.
- 113 L. C. Simms, M. J. Wilson, D. M. Glen and D. B. Green, *The BCPC Conference: Pests and diseases*, Proceedings of an international conference held at the Brighton Hilton Metropole Hotel, Brighton, UK, 18–21 November, 2002, vol. 1 and 2, pp. 679–684.
- 114 B. Speiser, *Bulletin OEPP/EPPO Bulletin*, 1997, vol. 27, pp. 235–242.
- 115 N. B. Bourne, G. W. Jones and I. D. Bowen, *J. Molluscan Stud.*, 1988, **54**, 327–338.
- 116 <http://www.fwi.co.uk/arable/eu-votes-to-ban-methiocarb-slug-pellets.htm>.
- 117 B. Speiser and C. Kistler, *Crop Prot.*, 2002, **21**, 389–394.
- 118 <https://cereals.ahdb.org.uk/media/246568/ahdb-is04-integrated-slug-control.pdf>.
- 119 <http://www.farmersguide.co.uk/2016/01/metaldehyde-controlled-release-possibility/>.

