



Cite this: *Dalton Trans.*, 2017, **46**, 4483

Received 26th January 2017,
Accepted 27th February 2017

DOI: 10.1039/c7dt00319f

rscl.li/dalton

β -Diketiminato complexes of the first row transition metals: applications in catalysis

R. L. Webster

Although β -diketiminato complexes have been widely explored in stoichiometric studies, their use as catalysts is largely underdeveloped. With growing interest in the catalytic activity of complexes of the first row transition metals, primarily due to the untapped potential of such metal centers, along with the growing global focus on sustainable chemistry with earth abundant metals, this *Perspective* focuses on the use of β -diketiminato complexes of the first row transition metals as catalysts for the synthesis of small organic molecules.

Introduction

Since the earliest development of the coordination chemistry of β -diketiminates by Bradley¹ and Holm² and the extensive work from Lappert³ there has been a great deal of interest in this ligand in a host of complexes,⁴ ranging from alkaline earth metals,⁵ main group elements,⁶ lanthanides and actinides⁷ and transition metals.⁸ Much work has focused on stoichiometric transformations that are supported by these ligands, along with ligand design⁹ through modification of the functional groups on the β -diketiminato itself (where the ligand is often referred to as *nacnac* or *BDK*). This review primarily focuses on catalytic transformations using first row transition metal pre-catalysts which contain the β -diketiminato motif, with a particular focus on catalysis that involves the transformations of small organic motifs. Numerous examples of ring-opening polymerization,¹⁰ polycarbonate formation,¹¹ and olefin polymerization¹² exist in the literature and these transformations are covered by several comprehensive, specialized reviews elsewhere. Likewise, this review focuses on the classic β -diketiminato motif, where the metal or main group element is bonded in a six-membered ring through a delocalized imine–amine motif. This is typically derived from the condensation of 2,4-pentanedione and two equivalents of a substituted aniline, although many more highly functionalized variants exist (Scheme 1). These ligand syntheses can be carried out on tens of grams scale using a condensation with Dean–Stark apparatus and a catalytic amount of strong acid (for example *p*-toluene sulfonic acid). β -Diketiminato analogues are known, for example the anilido-aldimine¹³ and



Scheme 1 The utility of the β -diketiminato ligand stems from the steric and electronic parameters that can be readily tuned, whilst the varied methods available to introduce the metal centre and co-ligands is synthetically advantageous.

bis-oxazoline (and enamine-oxazoline)¹⁴ bonding motifs, which have also been covered elsewhere.

The growing importance of first row transition metal catalyzed processes is highlighted by recent literature which has seen an increase in the number of publications on, for example, complex organic transformations catalyzed by salts or complexes of even the more ‘unusual’ metals such as manganese¹⁵ and cobalt.¹⁶ The 3d transition metals often offer complementary reactivity compared to their heavier d-block counterparts, not least due to their small size, ability to readily exist in low coordinate environments and to undertake single electron or radical reactions. This opens up new reaction pathways and the opportunity to undertake completely new transformations. The β -diketiminato ligand is anionic and forms strong metal–ligand bonds, where the ligand acts as a σ -donor, stabilizing the metal center. In the case of late transition metals, there are also opportunities for π -bonding. These bonding modes, along with the steric and electronic effects of the β -diketiminato motif, have been comprehensively reviewed.^{3,9} As a general overview for selection of a specific

Department of Chemistry, University of Bath, Claverton Down, Bath, UK, BA2 7AY.
E-mail: r.l.webster@bath.ac.uk

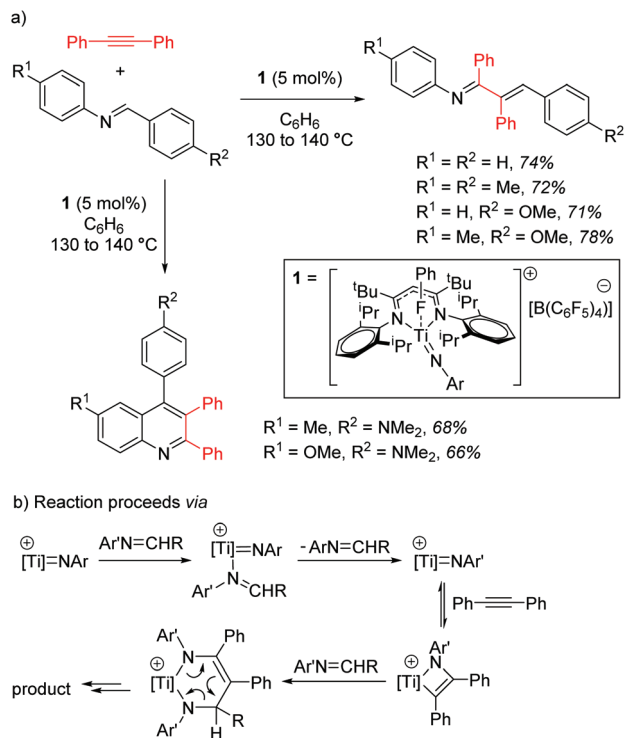


β -diketiminate motif, increasing the steric bulk of the N-R groups (often by using 2,6-disubstituted aryl groups) leads to a smaller N-M-N bite angle. Overall this is useful in supporting mononuclear complexes (dimerization is avoided and so high levels of reactivity can be achieved) and can prevent the coordination of neutral donors (such as solvent) thus maintaining a low coordinate and highly reactive environment. However, as sterics at the metal centre increase this can lead to a higher activation barrier and thus a lower rate of reaction. This can be beneficial for mechanistic study in that it can make it possible to observe or even isolate reactive intermediates. The orientation of the aryl groups around the metal center are such that employing electron-donating or electron-withdrawing substituents is not as influential as the substituents on the ligand backbone; rather than using 2,4-pentanedione to construct the ligand, the electron withdrawing ability of 1,1,1,5,5,5-hexafluoro-2,4-pentanedione can have a profound effect on reactivity by increasing the positive redox potential at the metal and reducing the back-bonding between the metal and co-ligands. In short, the β -diketiminate ligand is ideal for supporting the 3d metals: steric protection from the aryl groups flanking the metal centre can give access to low, often three, coordinate environments whilst the non-innocence¹⁷ of the ligand can help to promote single electron chemistry.¹⁸ Even with all of these benefits associated with both the ligand and the metal, as will be demonstrated in the following pages, there are potential areas in catalysis that are largely undiscovered.

Titanium

Mindiola and co-workers first demonstrated the catalytic activity of a titanium β -diketiminate complex by using a highly active fluorobenzene adduct to undertake carboamination reactions of diphenylacetylene with aldimines.¹⁹ Note that the reaction does not yield product when electron poor aldimines are employed, but good isolated yield of the enimine is obtained when aldimines with electron donating substituents, such as methoxy groups, are employed (Scheme 2a). When even more electron rich substrates are used, for example with a diethylamine group on the aromatic ring, quinolones are obtained. The reaction is postulated to proceed *via* a Ti-imido intermediate, which then undergoes [2 + 2] cyclization followed by insertion and finally a [4 + 2] retrocyclization releases the product (Scheme 2b).

The ability of the titanium imido complex to undergo [2 + 2] cyclizations was then extrapolated to investigate highly unusual titanium phosphinidene complexes which catalyze the controlled hydrophosphination of alkynes, using phenyl phosphine as the phosphorus source (Scheme 3a).²⁰ The difficulty in carrying out hydrophosphination with phenylphosphine is the propensity to undertake double functionalization of the phosphine with two equivalents of alkene, whereas by employing a phosphinidene intermediate, Mindiola avoids this (Scheme 3b). No reaction is observed when diphenylphosphine is used in the reaction, providing more evidence that the reaction is likely to proceed *via* a (phenyl)phosphinidene intermediate generated from the phosphinidene pre-catalyst, 2.



Scheme 2 (a) Mindiola's carboamination operates for a range of substrates, but highest yields are observed with electron rich aldimine starting materials. (b) The reaction is believed to proceed *via* a Ti-imido generated from the aldimine starting material, this then undergoes a [2 + 2] cyclization followed by retrocyclization to generate the product.

In the context of titanium d^0 chemistry, this ligand environment is clearly well-placed to support metal-heteroatom multiple bonds. However, it could be argued that the titanium-imido reactivity is not unique to the β -diketiminate ligand and that other d^0 metal-ligand combinations are equally well-positioned to support such chemistry.²¹ However, the formation of the phosphinidene²² and its use for controlled transfer of a primary phosphine is highly unusual and, in terms of synthetic methodology, is an area in need of further research.

Vanadium

Catalytic reactions using vanadium β -diketiminate complexes are scarce, although the stoichiometric reactivity of group 5 complexes is covered in detail by a recent *Perspective* from Arnold and co-workers.²³ In what is a rare example of catalysis, the η^6 -coordinating ability of a series of V(I) complexes is exploited by Tsai for the catalytic cyclotrimerization of alkynes.²⁴ Complex **3** gives a modest yield of cyclotrimerized phenylacetylene in a ratio of 80 : 20 of 1,3,5-substituted : 1,2,4-substituted product (Scheme 4a). Interestingly, when the less activated substrate 1-heptyne is used, the yield increases to 74% (Scheme 4b). In contrast complex **4** gives a greater yield of the products (62% using phenyl acetylene and 81% using 1-heptyne), but this is to the detriment of selectivity, where the ratio of 1,3,5-product to 1,2,4-product drops to 65 : 35. This is





Scheme 3 (a) By a similar principal to the carbocyclization chemistry, a sterically hindered Ti-phosphinidene is used to prepare ethenyl phosphines from phenylphosphine. (b) The proposed catalytic cycle.

postulated to be due to reduced steric hindrance from the ethyl substituents on the ligand. Complex **5** was synthesized during this study but not employed in catalysis; it would be interesting to compare complex **4** to complex extremely hindered complex **5** in order to gain more insight into the effects of sterics.

Elegantly, the group isolate and characterize a potential reactive intermediate from a reaction of **3** with five equivalents of phenyl acetylene, which would suggest displacement of the η^6 -coordination mode of the ligand (toluene or β -diketiminato) to allow η^6 -product coordination during catalysis (Scheme 5).

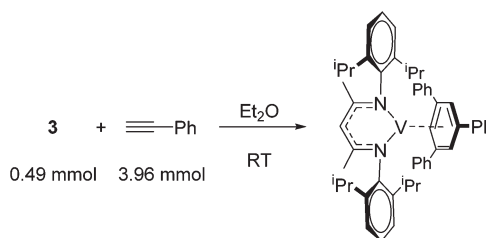
Chromium

Smith and co-workers used a Cr(III) complex, **6**, for catalytic bromo-acetal cyclization.²⁵ The reaction proceeds by reduction of the Cr(III)Cp precursor to form the Cr(II)Cp complex by a stoichiometric loading of elemental Mn (activated by a sub-catalytic amount of PbBr_2 , Scheme 6). The Cr(II) complex then undergoes oxidation to reform the Cr(III)-halide starting catalyst and Cr(III)-alkyl complex. γ -Terpinene is an inexpensive proton source, which allows release of the organic product from the Cr-alkyl intermediate.

The reaction proceeds most efficiently, in terms of yield and rate, when a tertiary or secondary radical is formed (Table 1, entries 2 and 3). This is in contrast to the yield obtained when sterically undemanding substrates are used



Scheme 4 Tsai used η^6 -bound vanadium β -diketiminato complexes to afford the cyclotrimerization of terminal alkynes.



Scheme 5 A vanadium intermediate isolated on the stoichiometric reaction of pre-catalyst **3** with phenyl acetylene.

(entry 1) or when a kinetically stabilized radical forms (entry 4). The yield of a challenging substrate such as that in entry 1 can be increased under photolytic conditions (entry 1, parentheses). A change to slightly more forcing reaction conditions allows the cyclization of chloro-acetals (entries 5 to 7), which again result in lower yield when a benzylic radical is formed (entry 7).

With detailed stoichiometric studies and kinetic understanding in place,²⁶ Smith then extended the reactivity to include P-C bond forming reactions.²⁷ The catalysis exploits the ability of these chromium β -diketiminato complexes to undergo homolytic cleavage of the alkyl halide and thus release organic and phosphinyl radicals which can then react.





Scheme 6 Halo-acetals form furo-pyran structures using Cr–Cp catalyst **6**. The chemistry can be applied to both bromo- and chloro substrates, with the bromo-acetal undergoing conversion to product more rapidly and at lower temperature.

Table 1 Selected results from Smith's halo-acetal cyclizations

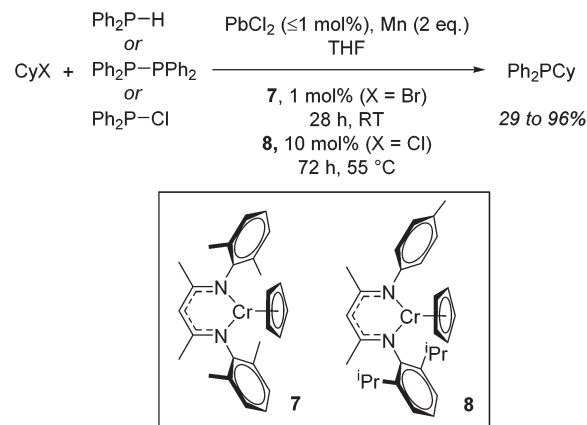
| Entry | X | R ¹ | R ² | Yield | Diastereomeric ratio |
|-------|----|-----------------|-------------------------------|-----------|----------------------|
| 1 | Br | H | H | n.i. (48) | –(83 : 17) |
| 2 | Br | H | C ₃ H ₇ | 93 | 82 : 18 |
| 3 | Br | CH ₃ | CH ₃ | 85 | 65 : 35 |
| 4 | Br | H | C ₆ H ₅ | 28 | 79 : 21 |
| 5 | Cl | H | C ₃ H ₇ | 56 | 93 : 7 |
| 6 | Cl | CH ₃ | CH ₃ | 57 | 61 : 39 |
| 7 | Cl | H | C ₆ H ₅ | 29 | 83 : 17 |

Conditions: 1 mmol substrate, 2 mol% **6** (X = Br) or 20 mol% **6** (X = Cl), ≤ 1 mol% PbX₂, 38.5 h at 50 °C (X = Br) or 88 h at 70 °C (X = Cl). Isolated yields shown. n.i. = no product isolated; 73% unreacted starting material isolated.

For example, both cyclohexyl bromide and cyclohexyl chloride can be used to generate cyclohexyl radicals which can then react with *P*-centred radicals generated from diphenylphosphine, tetraphenyldiphosphane or chlorodiphenylphosphine. Once again the reactions require the addition of PbX₂ (or chlorotrimethylsilane) and Mn powder, with reactions performed at room temperature in THF using 1 mol% **7** for cyclohexyl bromide and 10 mol% **8** when cyclohexyl chloride is employed (Scheme 7). Ligand sterics were used to attenuate reactivity for the different halide substrates: the increased steric bulk of **7** results in faster reduction (and generation of the product Ph₂PCy from CyBr) whereas **8**, with its reduced steric hindrance allows for faster oxidation and formation of the Cr(III) alkyl intermediate from CyCl.

Iron

Beyond the earliest report in lactide polymerization from Gibson²⁸ and Liu's work on ethylene polymerization,²⁹ the next report of a catalytic transformation with an iron



Scheme 7 P–C bond formation using Cr(II) complexes and involving phosphinyl radicals which can be generated from several sources.

β -diketiminato complex came from Holland. In this manuscript the hydrodefluorination of aryl and vinyl fluorides is reported in the presence of an Fe(II) fluoride β -diketiminato pre-catalyst and triethylsilane as the hydride source.³⁰ A range of fluorocarbons undergo selective mono-hydrodefluorination (Table 2). However, mechanistic investigations of aryl hydrodefluorination, although detailed, demonstrated that a complex catalytic cycle must be at play, with no reaction observed between the postulated intermediate, iron hydride **9** (Fig. 1) and fluorocarbon. Interestingly, the bulky β -diketiminato complex **10** is most active for the hydrodefluorination of aryl fluorides (Table 2, compare entries 1 and 2), whereas the less bulky analogue **11** is active for hydrodefluorination of fluoro-olefins, albeit with lower regioselectivity (entries 7 and 8). In this latter case the data obtained allowed a mechanistic proposal to be made (Scheme 8). Similar to many of the examples presented throughout, this catalytic cycle involves a redox-neutral, σ -bond metathesis-type, series of bond transformations. It should be noted that KBHET can be used in place of iron pre-catalyst and Et₃SiH, giving 79% C₆HF₅ and *p*-C₆H₂F₄ in five minutes at room temperature; a more favourable reaction time but at the expense of selectivity. Increasing the temperature of reaction leads to complex decomposition and a substantial reduction in yield (entry 3).




















Holland also used Fe(II) chloride β -diketiminato complexes, with moderate success, for Kumada cross-coupling of an aryl halide and alkyl Grignard reagent, although the β -diketiminato pre-catalyst did not perform as well as the simple acetylacetonate (acac) salts, highlighting that the β -diketiminato ligand is not the best choice in every application (Scheme 9).³¹

A move to Fe(I) dinitrogen complex **14** allowed Holland to undertake catalytic carbodiimide formation (Scheme 10).³²

Hannedouche then reported intramolecular hydroamination chemistry in the presence of the iron alkyl complex **15** and cyclopentylamine as an additive.³³ The reaction is proposed to proceed *via* an initial σ -bond metathesis step to generate the on-cycle iron amido complex, this then undergoes insertion to form the iron alkyl intermediate followed by a



Table 2 Iron catalyzed hydrodefluorination substrate scope, selected examples

| Entry | Substrate | Product (s) | [Fe] Time temp. (°C) | TON | Conversion (%) |
|-------|---|--|------------------------------|-----|---------------------------------|
| 1 |  |   | 10 4 days 45 °C | 2.5 | 50 0.8 |
| 2 |  |   | 11 4 days 45 °C | 1.0 | 20 0.2 |
| 3 |  |  | 10 4 days 80 °C | 1.2 | 24 |
| 4 |  |  | 10 4 days 45 °C | 0.2 | 4 |
| 5 |  |  | 10 12 h 45 °C | 4.5 | 90 |
| 6 |  |  | 10 4 days 45 °C | 3.6 | 71 |
| 7 |  |   | 11 3 h 100 °C | 9.8 | 60 <i>E</i> 27 <i>Z</i> 2 |
| 8 |  |  | 11 4 days 100 °C | 1.2 | 11 |

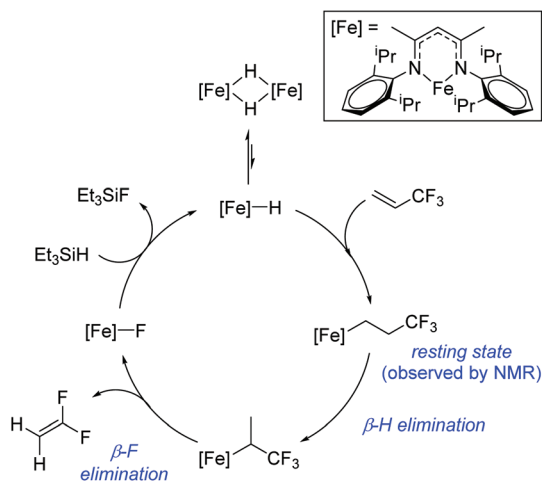
Conditions: 19 mol% **10** or 10 mol% **11**, 0.11 M THF solutions of fluorocarbon and Et₃SiH. TON = turnover number. Conversion obtained by NMR and/or GC-MS analysis.



Fig. 1 Iron complexes involved in catalytic hydrodefluorination.

rate-limiting protonation of alkyl functionality to release the product and regenerate the amido intermediate. The amido intermediate is postulated to be in equilibrium with an amido formed from the cyclopentylamine additive (Scheme 11). The cyclopentylamine appears to be crucial in preventing side-products forming (the dehydrogenated hydroamination product and the hydrogenated aminoalkene starting material).

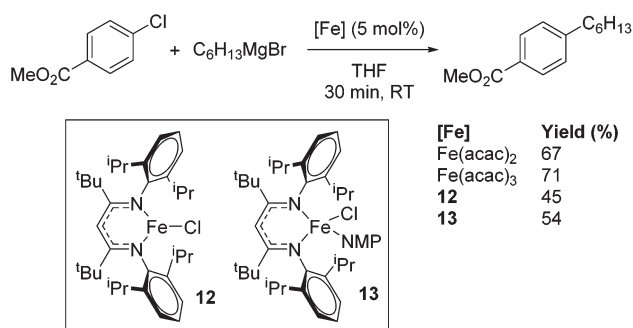




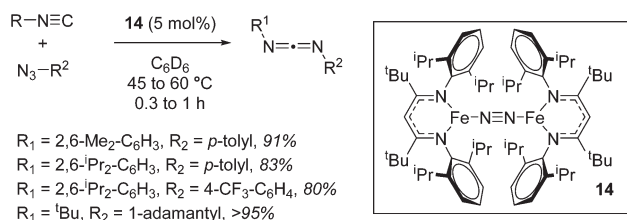
Scheme 8 Postulated catalytic cycle for hydrodefluorination of fluoroolefins.



Scheme 11 Hannedouche's postulated mechanism for intramolecular hydroamination.



Scheme 9 Kumada coupling can be performed with several different iron pre-catalysts. Yield determined by GCMS analysis.



Scheme 10 Selected examples of Holland's catalytic carbodiimide formation catalyzed by **14**.

A range of amino alkenes are tolerated in the reaction mixture, including a *trans*-substituted internal alkene and an allene (Table 3).

Our own research has focused on transformations with phosphorus, furnishing examples of intermolecular³⁴ and intramolecular³⁵ hydrophosphination. For intramolecular hydrophosphination, the challenge primarily lies in synthesis of the starting materials, but once prepared, pre-catalyst **15** (Fig. 2) can be used to afford the phospholane and phosphorane products in good yield. This is an efficient way to prepare

Table 3 Substrate scope for intramolecular hydroamination catalyzed by **15**

| Entry | Substrate | Product | Conversion (%) |
|-------|-----------|---------|----------------|
| 1 | | | 100 |
| 2 | | | 91 |
| 3 | | | 90 |
| 4 | | | 74 |
| 5 | | | 20 |
| 6 | | | 100 |

Conditions: 10 mol% **15**, 10 mol% cyclopentylamine, C₇D₈, 90 °C, 48 h. Ar = 4-MeO-C₆H₄. Yield determined by GCMS or ¹H NMR.

these otherwise difficult to access cyclic phosphine structures (Table 4).

In the case of intermolecular hydrophosphination, forcing conditions are needed and the reaction requires CH₂Cl₂ as the



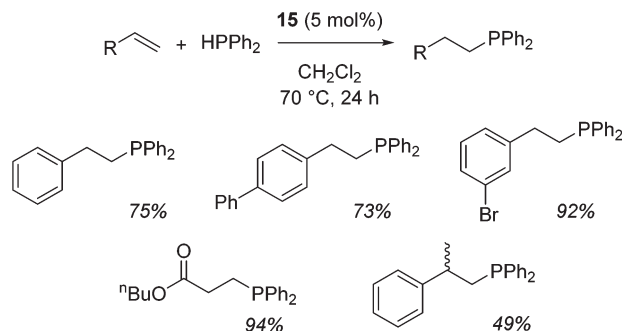


Fig. 2 Pre-catalyst **15** used in catalytic transformations involving phosphorus.

solvent (Scheme 12). When the reaction solvent was changed to benzene dehydrocoupling, allowing the formation of P–P bonds, takes place (Scheme 13).³⁴

With mechanistic study of the P–P bond forming reaction hampered by the lack of a diagnostic NMR handle (especially with the paramagnetic pre-catalyst) and with the products prone to oxidation/hydrolysis not allowing reaction sampling for kinetic analysis, it was only possible to undertake preliminary radical clock studies. This suggested, along with DFT investigations, that the dehydrocoupling reaction is radical mediated. We have subsequently extended this to the dehydrocoupling of phosphine- and amine–boranes.

Diphenylphosphine borane can be dehydrocoupled using **15** to form the cyclic tetramer with high spectroscopic yield.³⁶ However, a change to dicyclohexylphosphine borane does not show activity. Dehydrocoupling to form poly(phenylphosphine borane) is also achieved, with the polymer precipitating out of the reaction solvent and, upon analysis, an M_n of 55.0 kDa and



Scheme 12 Hydrophosphination of activated alkenes requires fairly forcing reaction conditions and uses CH_2Cl_2 as the reaction solvent.

PDI of 1.9 was obtained. Unfortunately ammonia borane could not be dehydrocoupled due to solubility/solvent compatibility issues, but organic functionalized amine–boranes did undergo dehydrocoupling under far milder conditions than those used for the phosphine boranes (1 mol% **15**, room temperature, 3 to 12 h for amine–boranes and 10 mol% **15**, 110 °C, 36 to 72 h for phosphine–boranes, Scheme 14).

The reaction conditions for dimethylamine–borane dehydrocoupling are such that detailed mechanistic study has been possible and a catalytic cycle proposed (Scheme 15).

Beyond the chemistry of phosphorus, we also demonstrated that the pre-catalyst **15** can undertake hydroboration³⁷ and that changing the ligand structure away from the classic 2,6-

Table 4 Intramolecular hydrophosphination catalyzed by **15**

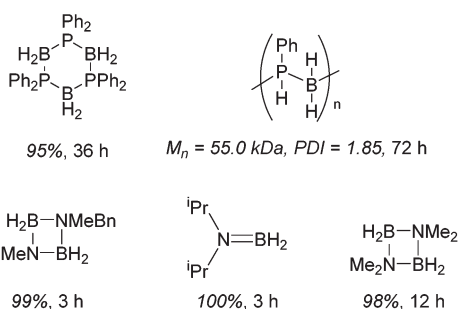
| Entry | Substrate | Product | Time (isomer ratio) | Conversion (%) |
|-------|-----------|---------|---------------------|----------------|
| 1 | | | 17 63 : 37 | 100 |
| 2 | | | 36 83 : 17 | 91 |
| 3 | | | 36 58 : 42 | 90 |
| 4 | | | 36 68 : 20 : 12 | 74 |
| 5 | | | 14 — | 20 |
| 6 | | | 14 62 : 38 | 100 |
| 7 | | | 14 — | 98 |
| 8 | | | 17 — | 100 |

Conditions: 0.25 mmol phosphine, 10 mol% **15**, C_6D_6 , 90 °C (entry 7, 50 °C). Conversion determined by ^1H NMR.





Scheme 13 Selected examples of secondary phosphines used in iron catalyzed dehydrocoupling.



Scheme 14 Substrates that successfully dehydrocouple using **15**.



Scheme 15 Proposed catalytic cycle for amine-borane dehydrocoupling.

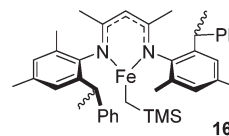


Fig. 3 Modified β -diketiminato complex **16**.

diisopropyl motif, to the unsymmetrical substitution pattern **16** (Fig. 3), can be beneficial for reactivity. In the presence of **16** the reaction time for the hydroboration of isoprene, (+)-valencene and β -pinene can be reduced from 7, 16 and 16 h to 2.5, 2 and 2.5 h respectively. **16** also allows for the hydroboration of more challenging substrates for example alkynes (Scheme 16). At present it is not clear why this ligand structure leads to such fast reactions. Mechanistically, we propose that the reaction proceeds *via* a series of Fe(II)-hydride and -alkyl intermediates, followed by boration which leads to the release of product and the regeneration of Fe(II)-hydride.

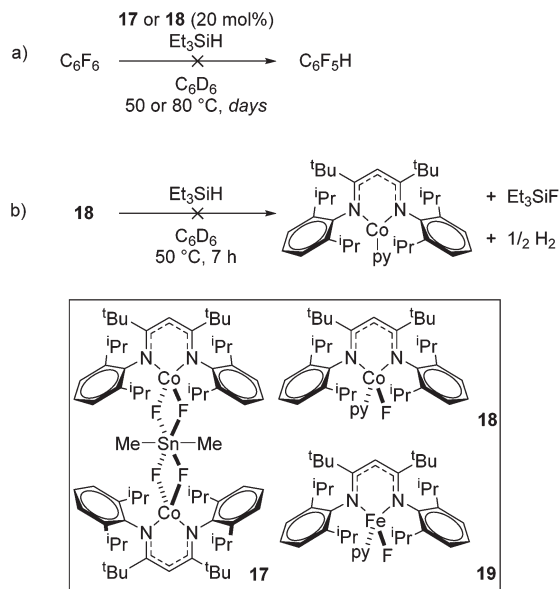
Cobalt

In contrast to the high catalytic reactivity obtained using iron pre-catalyst **10** in hydrodefluorination, the cobalt analogues, **17** and **18** (Scheme 17a), do not catalyze the reaction.³⁸ This was postulated to be due to several reasons, one being the higher coordination number necessary for the cobalt complex compared to the three-coordinate iron complex. Indeed when the analogous iron-pyridine adduct (**19**) was trialled in catalysis using C_6F_6 as the substrate, no hydrodefluorination was observed. The iron complexes **10** and **11** are known to form the iron hydride dimer (of the form **9**), a key intermediate in catalysis, in the presence of Et_3SiH . However, when **19** is exposed to a stoichiometric amount of Et_3SiH , no iron hydride forms. Similarly, the cobalt hydride intermediate, necessary for hydrodefluorination to take place, is shown to be unlikely to form due to the rapid elimination of H_2 when **18** is reacted with Et_3SiH (Scheme 17b).



Scheme 16 Alkene and alkyne hydroboration can be carried out with **15**, however, a vast improvement in reactivity is observed with **16** and this allows the hydroboration of challenging substrates.





Scheme 17 (a) Hydrodefluorination is not catalytic with respect to cobalt. (b) Stoichiometric reaction with silanes does not produce Co-hydride, which is expected to be a reactive intermediate in a successful hydrodefluorination catalytic cycle.

However, the cobalt β -diketiminato coordination environment can be tuned and the Co(II) alkyl complex, **20** (Fig. 4), is an excellent catalyst for double bond isomerization. It catalyzes the process under mild conditions and proceeds with a high level of selectivity for the *Z*-isomer; the more challenging to access, kinetic product.³⁹ Using 1-hexene as the standard substrate, in the presence of **21**, the selectivity switches to the *E*-alkene product, a process believed to be heterogeneous in nature due to reaction quenching on the addition of Hg (whereas Hg has no effect on the reaction catalyzed by **20**). Longer reaction times when **20** is employed result in erosion of selectivity, but the addition of an alkene, such as 3,3-dimethyl-1-butene can help to improve *Z*-selectivity for longer reaction time periods. This is postulated to be due to the relative binding strengths of the alkenes: 3,3-dimethyl-1-butene binds more strongly to the cobalt centre than the product (*Z*-2-hexene) thus preventing the product binding and undergoing further isomerization. Whereas the substrate, 1-hexene, binds the most strongly, so this is allowed to react preferentially. The *n*-hexyl complex **20** is believed to be the catalyst resting state and detailed labeling, chain walking and reaction profiling studies allowed a catalytic cycle to be postulated which involves the interconversion of Co(II) intermediates (Scheme 18).



Fig. 4 Complexes **20** and **21**.



Scheme 18 Postulated mechanism for Weix and Holland's double bond isomerization.

Overall the isomerization reaction operates for a range of substrates (Fig. 5a), the majority of which favor the formation of the *Z*-alkene product. Detailed reaction understanding also allowed the development of isomerization to form *Z*-styrene products at low substrate and catalyst concentrations, which under standard reaction concentrations favour the *E*-styrene (Fig. 5b).

Lin and co-workers provide an elegant example of a MOF containing the β -diketiminato motif, which was installed using a post-synthetic modification of the classic UiO-type MOF topology. The β -diketiminato fragment was installed by a condensation reaction between the amine-functionalized UiO-type MOF ($Zr_6O_4(OH)_4(TPDC-NH_2)_6$) and 4-*N*-phenyl-amino-3-



Fig. 5 (a) Selected examples of the products formed in *Z*-selective double bond isomerization. (b) Dilution by a factor of 20 increases the ratio of *Z*-product formed. Yields and ratios determined by ¹H NMR.

pentene-2-one followed by complexation to an appropriate metal salt (e.g. a metal chloride) and reduction to replace unreactive chloride co-ligands with hydride or methyl groups (or in the case of copper, replace MeCN with THF). These unusual forms of β -diketiminato pre-catalysts undertake C–H amination with an iron (**22**, Scheme 19a) or copper (**23**, Scheme 19b) centred MOF and hydrogenation with a cobalt-containing MOF (**24**, Scheme 19c).⁴⁰ Amination using **22** tolerates the presence of ethers and, notably, double bonds, with no side-reactions taking place with the latter (Scheme 19a). The copper mediated reaction (**23**) proceeds *via* a radical mechanism and **22** does not show any reactivity for this transformation. Steric bulk around the reagent nitrogen does not lead to a noticeable drop-off in yield whilst challenging substrate 2,4,6-trichloroaniline gives a moderate yield of product. Similarly, only a poor yield of octane is obtained when **22** is used for hydrogenation (10% product with 0.1 mol% catalyst loading) compared to **24** (100% yield with only 0.0005 mol% catalyst loading, Scheme 19c).

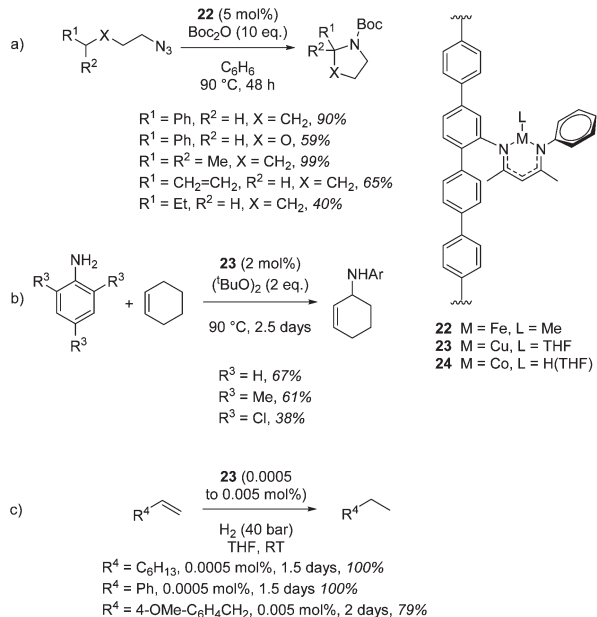
It could be argued that the conditions used to carry out these transformations are more forcing than the conditions needed when using a discrete mononuclear homogeneous catalyst. Taking the research of Chirik and co-workers as an example, an asymmetric cobalt bis(imino)pyridine catalyst can be used to enantioselectively hydrogenate disubstituted alkenes using 4 atm H₂ at RT in 24 h,⁴¹ in comparison to the MOF catalyzed (racemic) process which requires 1.5 days and 40 bar H₂. This of course highlights a current limitation in β -diketiminato chemistry as well, that being the lack of transformations undertaken with enantiocontrol. However, this

piece of MOF research diversifies the type of β -diketiminato complex (or reaction environment) with which to carry out catalysis, carries the benefits of heterogeneous catalysis (ease of separation, recycling, *etc.*) and provides an early insight in the type of progress that could be made in this area in the future.

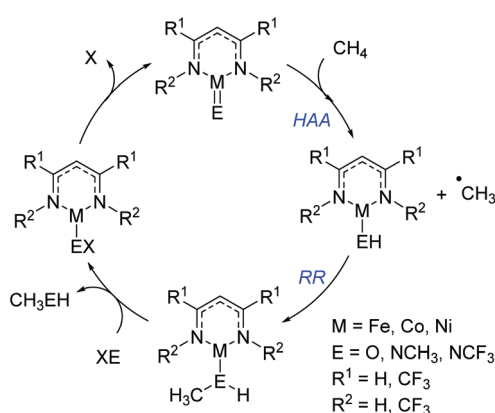
Nickel

Cundari has employed computational methods to develop theoretical catalytic cycles for methane activation, comparing β -diketiminato and dihydrophosphinoethane complexes of iron, cobalt and nickel.⁴² The overall transformation (Scheme 20) was split into two separate reactions: hydrogen atom abstraction (HAA) and radical relay (RR), and the thermodynamics and kinetics were calculated. The study showed that the most viable metal center in terms of reaction enthalpy is nickel (in fact the reaction is less endothermic moving across the period) and so this was used as the basis for kinetic analysis. The model complexes employed used a co-ligand which is ultimately responsible for the C–H activation event. Comparison of oxide, methyl-imido and trifluoromethyl-substituted imido co-ligands (*i.e.* M=O, M=NCH₃ and M=NCF₃) found that HAA is thermodynamically more favourable for the CF₃-substituted co-ligand. In contrast RR is thermodynamically more favourable for the CH₃-imido co-ligand and the energetics are such that it can off-set the benefits of the CF₃-imido during HAA. Kinetically, the oxide ligand performed best and overall nickel complexes of the form **25** and **26** (Fig. 6) were demonstrated to give the lowest methane C–H activation barrier. In the case of **25** and **26**, the presence of CF₃ functionalized β -diketiminato ligand lowers the kinetic HAA barrier. The beneficial effects of an electron withdrawing backbone (R¹) or N-functionality (R²) was also highlighted by Cramer during computational studies on Cu–oxygen complexes and the mechanism by which such β -diketiminates can undertake C–H bond hydroxylation.⁴³

More recently Cundari extended the aforementioned study to specifically investigate the catalytic conversion of methane to form methanol (Scheme 21).⁴⁴ This study looked at the late



Scheme 19 A series of catalytic transformations carried out by a homologous series of MOFs. (a) C–H amination with release of N₂ using an Fe–MOF. (b) C–H amination using a Cu–MOF. (c) Hydrogenation using a Co–MOF. Yields determined by ¹H NMR.



Scheme 20 Theoretical catalytic cycle for methane C–H activation and subsequent functionalization.





Fig. 6 Complexes that were determined by Cundari to be the most effective methane functionalization catalysts.



Scheme 21 Methane C–H activation to form methanol using N_2O as the oxidant.

3d metals, nickel, copper and zinc and, coupled with the trend outlined above, showed that methane HAA becomes more viable moving across the period from iron to zinc. Reactions with nickel have HAA as the rate-limiting step, whereas this shifts to RR for copper and zinc. Again, overall, the nickel complexes studied showed the greatest potential as catalysts for methane to methanol conversion, whereas the copper complex, although promising, appears to have the potential to undergo several side-reactions. The limitations of the zinc catalyst lie in the ability to return the complex to the active catalyst (with $Zn=O$ bonding motif): the formation of a stable bimetallic complex is limiting. Note that in both catalytic cycles (Schemes 20 and 21) the metal undergoes sequential reduction steps to generate the desired product, followed by re-oxidation to regenerate the first catalytic intermediate; redox reactivity of this sort, thus far, has only been shown for chromium β -diketiminato complexes.

These computational studies clearly outline the outstanding potential for nickel β -diketiminato complexes to undertake fundamental and highly desirable catalytic bond transformations, but with no examples of catalytic transformations being undertaken by nickel β -diketiminato complexes, it is clear that there is much to be done in this area but the wealth of potential reactivity is huge.

Copper

Although not limited to biomimetic catalysis studies, there is a wealth of such chemistry involving copper β -diketiminato complexes.

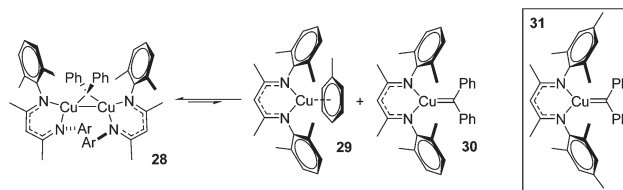
First of all, Warren used complex 27 for the cyclopropanation of styrenes using diazo compounds (N_2CHCO_2Et or N_2CPh_2 , Scheme 22).⁴⁵

A carbene intermediate was isolated (28) which is catalytically active but, when using 28 as a catalyst, α -methyl styrene reacts cleanly at room temperature but β -methyl styrene requires heating at 45 °C and cyclopropanation occurs with competing dimerization of the carbene to form $Ph_2C=CPh_2$, hinting at the important role sterics play in this transformation. 28 was shown to be in equilibrium with its monomers (29 and 30), the latter postulated to be the active catalyst (Scheme 23). The mesityl analogue of 30, 31, was fully characterized and used in a kinetic study. This showed that the reaction had a pseudo first order dependence on 31, was first order in styrene while Eyring analysis demonstrated that the reaction was likely to proceed *via* an associative mechanism and Hammett data confirms that 31 is electrophilic, with an increase in rate observed when electron rich styrenes are employed.

Warren and Cundari have also investigated the reaction of the Cu(I) complex 32 with alkyl peroxides, which results in the formation of alkoxide radicals for the catalytic etherification of cyclohexane.⁴⁶ The combined synthetic and theoretical approach showed that $tBuO^{\bullet}$ carries out hydrogen atom abstraction from cyclohexane, generating a cyclohexyl radical (Cy^{\bullet}) which then reacts with Cu(II) intermediate 33 (Scheme 24). It would be interesting to extend the synthetic scope of this reaction to include other unactivated hydrocarbons and determine whether the product distribution/regio-



Scheme 22 Cyclopropanation using a copper β -diketiminato complex.



Scheme 23 Dimer 28 splits into 29 and 30, while 31 is characterized and used in kinetic studies.





Scheme 24 Radical reaction of peroxides with cyclohexane (50% yield after 24 h, 5 mol% **32**).

selectivity follows that expected for a radical mediated bond forming process.

Finally, in a joint experimental and computational study, Warren and Cundari investigated catalytic C–H amination using Cu–nitrene complexes using *ortho*-chloro substituted β -diketiminato complex **34** (Fig. 7).⁴⁷ The authors found that alkyl substituents on the aryl ligand functionality (**35**) led to C–H activation in the presence of an azide aminating reagent, thus preventing formation of the key nitrene intermediate need for amination of substrate (*e.g.* $\text{LCu}=\text{NAD}$), whereas this was circumvented with the 2,6-dichloro ligand.

Catalytic sp^3 C–H amination using 2.5 mol% **34** takes place at 110 °C within hours, Fig. 8. They also show that decreasing the alkane loading is detrimental to reactivity, favouring the formation of the diazene $\text{AdN}=\text{NAD}$, while there is a striking relationship between increasing C–H bond dissociation energy, BDE, (for the alkane substrate) and the rate of reactivity. For example, cyclohexane has the highest BDE and the lowest rate of reactions, whereas hydrindene has the lowest BDE and can be aminated in only 1 hour.

A study with biological relevance came from Limberg using complex **36** for the catalytic oxidative homocoupling of 2,4-di-



Fig. 7 Copper complexes tested in C–H amination. **35** undergoes C–H amination of the ligand preventing catalysis, whereas chloride substituents on **34** avert this.

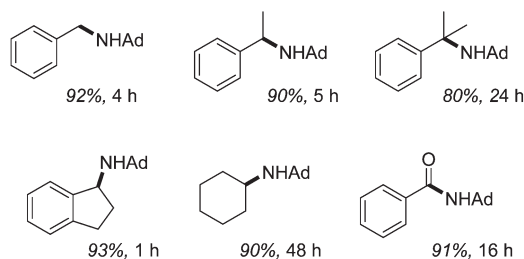
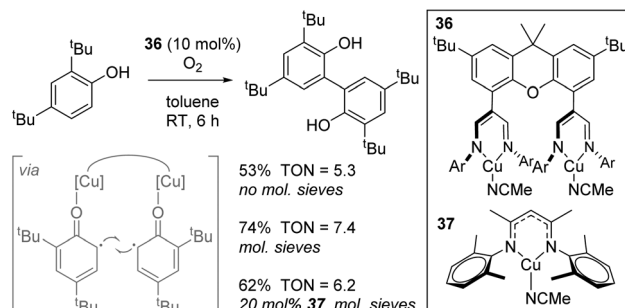


Fig. 8 C–H amination products, catalyzed by **34** using N_3Ad (Ad = adamantyl). Isolated yield of HCl salt shown.

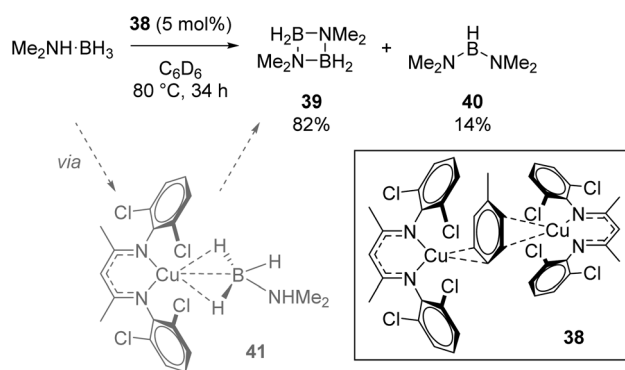
tert-butylphenol to give the bisphenol product (Scheme 25).⁴⁸ Although only one substrate was tested in catalysis, transformations of this general type are important in terms of the synthesis of biaryl structures for use in drug-like molecules and the biomimetic nature of this process involving O_2 activation is an important transformation facilitated by copper-containing enzymes. In this manuscript, the authors use a dinuclear Cu(I) complex, **36**, which can be oxidized by O_2 to form a dinuclear Cu(II) species which are postulated to coordinate one molecule of phenol to each copper centre, generating phenyl radical and thus bring these reactive species in to close proximity (Scheme 25, insert). Molecular sieves are used to absorb water generated and this leads to an increase in yield. Unfortunately, **36** only leads to a marginally higher yield than mononuclear analogue **37**.

Crimmin used the Cu(I) dimer **38** for dehydrocoupling of dimethylamine borane (Scheme 26). The four-membered cycle, **39**, formed as the major product, with small amounts of linear product, **40**, also forming. *In situ* NMR monitoring provided evidence for the presence of σ -borane intermediate **41** forming during catalysis, while the authors observed reaction quenching when an Hg drop test was carried out (the conversion to **39** drops to 4% and **40** to 2.5%), which could imply a heterogeneous catalytic process.⁴⁹

In an unusual example of catalysis whereby a catalytic method is used to form a copper β -diketiminato complex itself,



Scheme 25 Oxidative coupling reaction to form bisphenols.



Scheme 26 Crimmin's dehydrocoupling, which is believed to be heterogeneous in nature. Conversions determined as a ratio by ^{11}B NMR.





Scheme 27 Use of catalytic *tert*-butoxide source generates complexes of the form **42**, where L includes PPh₃, DMAP, MeCN, py.

Schaper showed that a catalytic amount of ^tBuOH or CuO^tBu could be used to generate the otherwise challenging to synthesize Cu(I) alkyl β-diketiminato complexes of the general form **42** (Scheme 27).

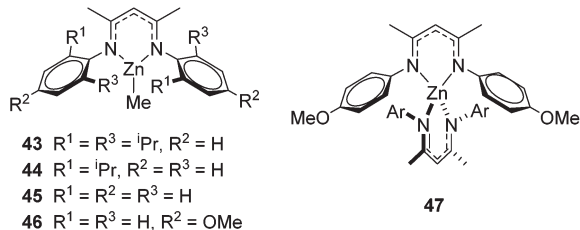


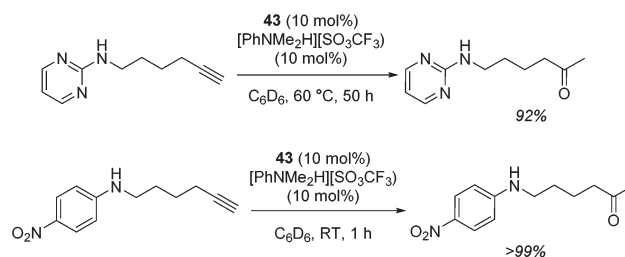
Fig. 9 Roesky's Zn complexes.

Zinc

The zinc literature is dominated by polymerization chemistry, indeed, at the present time there appears to only be one example of a non-polymerization reaction catalyzed by a zinc β-diketiminato complex. Roesky showed that these complexes, which carry a methyl co-ligand with varying aryl substitution on the diketiminato fragment (**43** to **46**, Fig. 9), or even a bis-diketiminato complex (**47**), are all capable of undertaking the intramolecular hydroamination of aminoalkynes to form substituted morpholines.⁵⁰

As seen with other examples of catalysis with β-diketiminato complexes, the 2,6-diisopropyl and, in this case, the 2-isopropyl, ligands outperform the other ligands tested (Table 5, compare reaction time and yields for **43** and **46** in entries 1–4).

The reaction is not limited to intramolecular functionalization – it also operates well for intermolecular reactions, forming the



Scheme 28 Intramolecular hydroamination with isolated yield after hydrolysis.

Table 5 Roesky's intramolecular hydroamination of aminoalkynes catalyzed by Zn β-diketiminato complexes

| Entry | Substrate | Product | Time (Catalyst) | Conversion (%) |
|-------|-----------|---------|-------------------|----------------|
| 1 | | | 20 (43) | 93 |
| | | | 20 (44) | 83 |
| | | | 40 (45) | 83 |
| | | | 90 (46) | 87 |
| | | | 90 (47) | 84 |
| 2 | | | 30 (43) | 96 |
| | | | 23 (44) | >99 |
| | | | 40 (45) | 95 |
| | | | 70 (46) | 95 |
| | | | 40 (47) | 96 |
| 3 | | | 40 (43) | 93 |
| | | | 90 (44) | 98 |
| | | | 90 (45) | 97 |
| | | | 120 (46) | 74 |
| | | | 120 (47) | 73 |
| 4 | | | 90 (43) | 93 |
| | | | 90 (44) | 98 |
| | | | 100 (45) | 84 |
| | | | 100 (46) | 93 |
| | | | 100 (47) | 91 |
| 5 | | | 1 (43) | >99 |
| | | | 2 (44) | >99 |
| | | | 2 (47) | >99 |

Conditions: 0.74 mmol aminoalkyne, 1 mol% pre-catalyst, 1 mol% [PhNMe₂H][SO₃CF₃], C₆D₆, 60 °C. Conversion determined by ¹H NMR.



imine which hydrolyzes on work-up (Scheme 28). It is also worth noting that the rate of the reactions increased when a co-catalytic amount of $[\text{PhNMe}_2\text{H}][\text{SO}_3\text{CF}_3]$ was added. It was postulated that the co-catalyst activated the Zn complex by protonating the methyl group, forming a β -diketiminato zinc triflate intermediate. This species could be prepared and characterized and showed comparable reactivity to the methyl pre-catalysts.

Conclusions and outlook

It is clear that the β -diketiminato motif makes an excellent ligand for the 3d transition metals. Reactions range from hydrofunctionalization-type (where X-H is added across an alkene or an alkyne), hydrogenation, manipulation of alkenes and the formation of metal–element multiple bonds for the formation of nitrene and carbene intermediates prior to the preparation of C–element bonds. The diversity of the transformations achieved thus far is varied and exciting. However, there are severe limitations in the literature, with no examples beyond polymerization reported for scandium,⁵¹ no catalysis with manganese β -diketiminato complexes and, to the best of this author's knowledge, no examples of non-polymerization synthetic chemistry reported using nickel and only one or two examples of non-polymerization reactions for some of the other early 3d elements (Ti, V, Cr): it is clear that a huge range of novel and innovative catalytic reactions are yet to be developed. With many of the reactions reported thus far proceeding *via* catalytic cycles that involve σ -bond metathesis, an entry point to developing reactivity with these as yet unexplored metal centers would simply be to employ a β -diketiminato and suitable co-ligand (*e.g.* an alkyl ligand) and test reactions of this sort. Beyond this, Schaper has demonstrated that inexpensive chiral β -diketiminato motifs can be readily accessed⁵² and are effective in lactide polymerization with tacticity control,⁵³ but enantioselective small molecule transformations with chiral β -diketiminato complexes are yet to be achieved. It is also worth considering the range of transformations possible: although a good start has been made with many of the 3d complexes, with four of five different classes of transformation reported in the literature. If we take iron β -diketiminato catalysis as a case in point and compare to the number of catalytic transformations available with iron catalysis in general, a literature search will show transformations including cyclization, cycloaddition, carbometalation C–C and C–element cross-coupling nucleophilic substitution, carboxylation, carbonylation and ring-opening,⁵⁴ to name but a few. This is an exciting thought: the untapped potential of the β -diketiminato motif as a ligand to support a huge range of catalytic transformations, not only with iron, is formidable. β -Diketiminato ligands offer many benefits when compared to other anionic ligands (*e.g.* Cp ligands) not least in terms of the vast range of steric and electronic variations that are possible. However, the air-sensitive nature of these low-coordinate and low oxidation state pre-catalysts, along with the need to develop two-electron chemistry, could be a barrier to their use in a wider range of

synthetic organic transformations. However, with detailed mechanistic study and being able to pin down the subtle effects of the role of the ligand in catalysis (note that in the examples presented here, the non-innocent nature of the ligand is rarely discussed in the context of the catalytic cycle) it should be possible to reveal new avenues in catalysis. It is clear that when coupled with the first row transition metals we have only just started to scrape the surface.

References

- (a) R. Bonnett, D. C. Bradley and K. J. Fisher, *Chem. Commun.*, 1968, 886–887; (b) R. Bonnett, D. C. Bradley, K. J. Fisher and I. F. Rendall, *J. Chem. Soc. A*, 1971, 1622–1627.
- J. E. Parks and R. H. Holm, *Inorg. Chem.*, 1968, 7, 1408–1416.
- L. Bourget-Merle, M. F. Lappert and J. R. Severn, *Chem. Rev.*, 2002, **102**, 3031–3066.
- Y.-C. Tsai, *Coord. Chem. Rev.*, 2012, **256**, 722–758.
- S. P. Sarish, S. Nembenna, S. Nagendran and H. W. Roesky, *Acc. Chem. Res.*, 2011, **44**, 157–170.
- M. Asay, C. Jones and M. Driess, *Chem. Rev.*, 2011, **111**, 354–396.
- (a) P. W. Roesky, *Molecular Catalysis of Rare-Earth Elements*, Springer Berlin, Heidelberg, 2010; (b) F. T. Edelmann, *Coord. Chem. Rev.*, 2015, **284**, 124–205; (c) F. T. Edelmann, *Coord. Chem. Rev.*, 2016, **318**, 29–130.
- (a) W. E. Piers and D. J. H. Emslie, *Coord. Chem. Rev.*, 2002, **233–234**, 131–155; (b) A. A. Mohamed, *Coord. Chem. Rev.*, 2010, **254**, 1918–1947; (c) V. T. Annibale and D. Song, *RSC Adv.*, 2013, **3**, 11432–11449; (d) D. Zhu and P. H. M. Budzelaar, *Dalton Trans.*, 2013, **42**, 11343–11354; (e) S. J. Malthus, S. A. Cameron and S. Brooker, *Coord. Chem. Rev.*, 2016, **316**, 125–161.
- C. Chen, S. M. Bellows and P. L. Holland, *Dalton Trans.*, 2015, **44**, 16654–16670.
- Comprehensive reviews include: (a) O. Dechy-Cabaret, B. Martin-Vaca and D. Bourissou, *Chem. Rev.*, 2004, **104**, 6147–6176; (b) J. Wu, T.-L. Yu, C.-T. Chen and C.-C. Lin, *Coord. Chem. Rev.*, 2006, **250**, 602–626; (c) R. H. Platel, L. M. Hodgson and C. K. Williams, *Polym. Rev.*, 2008, **48**, 11–63.
- Comprehensive reviews include: (a) G. W. Coates and D. R. Moore, *Angew. Chem., Int. Ed.*, 2004, **43**, 6618–6639; (b) M. R. Kember, A. Buchard and C. K. Williams, *Chem. Commun.*, 2011, **47**, 141–163; (c) S. Klaus, M. W. Lehenmeier, C. E. Anderson and B. Rieger, *Coord. Chem. Rev.*, 2011, **255**, 1460–1479.
- Comprehensive reviews include: (a) V. C. Gibson and S. K. Spitzmesser, *Chem. Rev.*, 2003, **103**, 283–316; (b) S. Arndt and J. Okuda, *Adv. Synth. Catal.*, 2005, **347**, 339–354; (c) P. M. Zeimentz, S. Arndt, B. R. Elvidge and J. Okuda, *Chem. Rev.*, 2006, **106**, 2404–2433.
- Comprehensive reviews include: (a) B. Y. Lee, H. Y. Kwon, S. Y. Lee, S. J. Na, S. I. Han, H. S. Yun, H. Lee and



- Y. W. Park, *J. Am. Chem. Soc.*, 2005, **127**, 3031–3037; (b) T. Bok, H. Yun and B. Y. Lee, *Inorg. Chem.*, 2006, **45**, 4228–4237; (c) D. J. Doyle, V. C. Gibson and A. J. P. White, *Dalton Trans.*, 2007, 358–363; (d) W. Yao, Y. Mu, A. Gao, W. Gao and L. Ye, *Dalton Trans.*, 2008, 3199–3206; (e) Y. H. Tsai, C. H. Lin, C. C. Lin and B. T. Ko, *J. Polym. Sci., Part A: Polym. Chem.*, 2009, **47**, 4927–4936; (f) K. Hayashi, Y. Nakajima, F. Ozawa and T. Kawabata, *Chem. Lett.*, 2010, **39**, 643–645; (g) Y. C. Liu, C. H. Lin, B. T. Ko and R. M. Ho, *J. Polym. Sci., Part A Polym. Chem.*, 2010, **48**, 5339–5347; (h) C. H. Wang, C. Y. Li, C. H. Lin, Y. C. Liu and B. T. Ko, *Inorg. Chem. Commun.*, 2011, **14**, 1456–1460; (i) L. E. N. Allan, J. A. Belanger, L. M. Callaghan, D. J. A. Cameron, A. Decken and M. P. Shaver, *J. Organomet. Chem.*, 2012, **706**, 106–112; (j) C. H. Wang, C. Y. Li, B. H. Huang, C. C. Lin and B. T. Ko, *Dalton Trans.*, 2013, **42**, 10875–10884; (k) H. J. Chuang, B. H. Wu, C. Y. Li and B. T. Ko, *Eur. J. Inorg. Chem.*, 2014, **2014**, 1239–1248; (l) Z. Q. Hao, Y. X. Han, W. Gao, L. Xin and Y. Mu, *Polyhedron*, 2014, **83**, 236–241; (m) H. V. Babu and K. Muralidharan, *RSC Adv.*, 2014, **4**, 6094–6102; (n) C. T. Chen, M. C. Wang and T. L. Huang, *Molecules*, 2015, **20**, 5313–5328; (o) X. J. Shang, W. H. Zhang and J. P. Lang, *RSC Adv.*, 2016, **6**, 11400–11406.
- 14 Comprehensive reviews include: (a) D. Rechavi and M. Lemaire, *Chem. Rev.*, 2002, **102**, 3467–3493; (b) G. Desimoni, G. Faita and K. A. Jorgensen, *Chem. Rev.*, 2006, **106**, 3561–3651; (c) G. C. Hargaden and P. J. Guiry, *Chem. Rev.*, 2009, **109**, 2505–2550.
- 15 J. R. Carney, B. R. Dillon and S. P. Thomas, *Eur. J. Org. Chem.*, 2016, 3912–3929.
- 16 (a) W. Hess, J. Treutwein and G. Hilt, *Synthesis*, 2008, 3537–3562; (b) C. Gosmini and A. Moncomble, *Isr. J. Chem.*, 2010, **50**, 568–576; (c) P. Rose and G. Hilt, *Synthesis*, 2016, 463–492.
- 17 (a) V. K. K. Praneeth, M. R. Ringenberg and T. R. Ward, *Angew. Chem., Int. Ed.*, 2012, **51**, 10228–10234; (b) S. Gondzik, D. Blaser, C. Wolper and S. Schulz, *J. Organomet. Chem.*, 2015, **783**, 92–95; (c) C. Camp and J. Arnold, *Dalton Trans.*, 2016, **45**, 14462–14498.
- 18 (a) K. M. Smith, *Organometallics*, 2005, **24**, 778–784; (b) S. K. Ibrahim, A. V. Khvostov, M. F. Lappert, L. Maron, L. Perrin, C. J. Pickett and A. V. Protchenko, *Dalton Trans.*, 2006, 2591–2596.
- 19 F. Basuli, H. Aneetha, J. C. Huffman and D. J. Mindiola, *J. Am. Chem. Soc.*, 2005, **127**, 17992–17993.
- 20 G. Zhao, F. Basuli, U. J. Kilgore, H. Fan, H. Aneetha, J. C. Huffman, G. Wu and D. J. Mindiola, *J. Am. Chem. Soc.*, 2006, **128**, 13575–13585.
- 21 For a specialized review on titanium–imido complexes and their reactivity see: N. Hazari and P. Mountford, *Acc. Chem. Res.*, 2005, **38**, 839–849.
- 22 D. J. Mindiola, *Acc. Chem. Res.*, 2006, **39**, 813–821.
- 23 S. Hohloch, B. M. Krieger, R. G. Bergman and J. Arnold, *Dalton Trans.*, 2016, **45**, 15725–15745.
- 24 K.-C. Chang, C.-F. Lu, P.-Y. Wang, D.-Y. Lu, H.-Z. Chen, T.-S. Kuo and Y.-C. Tsai, *Dalton Trans.*, 2011, **40**, 2324–2331.
- 25 K. C. MacLeod, B. O. Patrick and K. M. Smith, *Organometallics*, 2010, **29**, 6639–6641.
- 26 K. C. MacLeod, J. L. Conway, B. O. Patrick and K. M. Smith, *J. Am. Chem. Soc.*, 2010, **132**, 17325–17334.
- 27 W. Zhou, K. C. MacLeod, B. O. Patrick and K. M. Smith, *Organometallics*, 2012, **31**, 7324–7327.
- 28 V. C. Gibson, E. L. Marshall, D. Navarro-Llobet, A. J. P. White and D. J. Williams, *J. Chem. Soc., Dalton Trans.*, 2002, 4321–4322.
- 29 M. S. Zhou, S. P. Huang, L. H. Weng, W. H. Sun and D. S. Liu, *J. Organomet. Chem.*, 2003, **665**, 237–245.
- 30 J. Vela, J. M. Smith, Y. Yu, N. A. Ketterer, C. J. Flaschenriem, R. J. Lachicotte and P. L. Holland, *J. Am. Chem. Soc.*, 2005, **127**, 7857–7870.
- 31 K. Ding, F. Zannat, J. C. Morris, W. W. Brennessel and P. L. Holland, *J. Organomet. Chem.*, 2009, **694**, 4204–4208.
- 32 R. E. Cowley, M. R. Golder, N. A. Eckert, M. H. Al-Afyouni and P. L. Holland, *Organometallics*, 2013, **32**, 5289–5298.
- 33 E. Bernoud, P. Oulié, R. Guillot, M. Mellah and J. Hannedouche, *Angew. Chem., Int. Ed.*, 2014, **53**, 4930–4934.
- 34 A. K. King, A. Buchard, M. F. Mahon and R. L. Webster, *Chem. – Eur. J.*, 2015, **21**, 15960–15963.
- 35 M. Espinal-Viguri, A. K. King, J. P. Lowe, M. F. Mahon and R. L. Webster, *ACS Catal.*, 2016, **6**, 7892–7897.
- 36 N. T. Coles, M. F. Mahon and R. L. Webster, Manuscript submitted, 2017.
- 37 M. Espinal-Viguri, C. R. Woof and R. L. Webster, *Chem. – Eur. J.*, 2016, **22**, 11605–11608.
- 38 K. Ding, T. R. Dugan, W. W. Brennessel, E. Bill and P. L. Holland, *Organometallics*, 2009, **28**, 6650–6656.
- 39 C. Chen, T. R. Dugan, W. W. Brennessel, D. J. Weix and P. L. Holland, *J. Am. Chem. Soc.*, 2014, **136**, 945–955.
- 40 N. C. Thacker, Z. Lin, T. Zhang, J. C. Gilhula, C. W. Abney and W. Lin, *J. Am. Chem. Soc.*, 2016, **138**, 3501–3509.
- 41 S. Monfette, Z. R. Turner, S. P. Semproni and P. J. Chirik, *J. Am. Chem. Soc.*, 2012, **134**, 4561–4564.
- 42 A. W. Pierpont and T. R. Cundari, *Inorg. Chem.*, 2010, **49**, 2038–2046.
- 43 B. F. Gherman, W. B. Tolman and C. J. Cramer, *J. Comput. Chem.*, 2006, **27**, 1950–1961.
- 44 C. L. McMullin, A. W. Pierpont and T. R. Cundari, *Polyhedron*, 2013, **52**, 945–956.
- 45 X. L. Dai and T. H. Warren, *J. Am. Chem. Soc.*, 2004, **126**, 10085–10094.
- 46 R. T. Gephart, III, C. L. McMullin, N. G. Sapiezynski, E. S. Jang, M. J. B. Aguila, T. R. Cundari and T. H. Warren, *J. Am. Chem. Soc.*, 2012, **134**, 17350–17353.
- 47 Y. M. Badiei, A. Dinescu, X. Dai, R. M. Palomino, F. W. Heinemann, T. R. Cundari and T. H. Warren, *Angew. Chem., Int. Ed.*, 2008, **47**, 9961–9964.
- 48 P. Haack, C. Limberg, K. Ray, B. Braun, U. Kuhlmann, P. Hildebrandt and C. Herwig, *Inorg. Chem.*, 2011, **50**, 2133–2142.



- 49 A. E. Nako, A. J. P. White and M. R. Crimmin, *Dalton Trans.*, 2015, **44**, 12530–12534.
- 50 M. Biyikal, K. Loehnwitz, N. Meyer, M. Dochnahl, P. W. Roesky and S. Blechert, *Eur. J. Inorg. Chem.*, 2010, 1070–1081.
- 51 L. Li, C. Wu, D. Liu, S. Li and D. Cui, *Organometallics*, 2013, **32**, 3203–3209.
- 52 P. O. Oguadinma and F. Schaper, *Organometallics*, 2009, **28**, 4089–4097.
- 53 F. Drouin, P. O. Oguadinma, T. J. J. Whitehorne, R. E. Prud'homme and F. Schaper, *Organometallics*, 2010, **29**, 2139–2147.
- 54 For a recent comprehensive review see: I. Bauer and H.-J. Knölker, *Chem. Rev.*, 2015, **115**, 3170–3387.

