

Cite this: *Chem. Sci.*, 2024, 15, 20379

All publication charges for this article have been paid for by the Royal Society of Chemistry

BINAP-CuH-catalysed enantioselective allylation using alkoxyallenes to access 1,2-*syn-tert,sec*-diols†

N. Navaneetha,^{ad} Sundaram Maurya,^{ad} Prativa Behera,^b Sandip B. Jadhav,^a Lakshmi Revati Magham,^{ad} Jagadeesh Babu Nanubolu,^{id cd} Lisa Roy^{id *be} and Rambabu Chegondi^{id *ad}

Herein, we present an economical method for highly enantioselective and diastereoselective Cu-BINAP-catalysed reductive coupling of alkoxyallenes with a range of electronically and structurally diverse ketones to afford 1,2-*syn-tert,sec*-diols, using PMHS as the hydride source. This reductive coupling has also been efficiently employed in the enantioselective desymmetrization of prochiral cyclic ketones harboring quaternary centres, in high yields with exclusive diastereoselectivity. Density Functional Theory (DFT) calculations are used to elucidate that the reaction is facilitated by a kinetically favourable “open” Z-enolate copper–alkoxyallene conformer, occurring at a lower Gibbs free energy barrier (by 3.9 kcal mol⁻¹) than its E-enolate counterpart, dictating the stereoselectivity. Subsequently, this Z-enolate conformer synchronizes with appropriate nucleophilic faces to achieve the targeted *syn*-diastereoselectivity in the product through six-membered chair-like transition states during ketone addition.

Received 15th October 2024
Accepted 4th November 2024

DOI: 10.1039/d4sc07002j

rsc.li/chemical-science

Introduction

Enantiomerically enriched complex alcohols are ubiquitously found in a wide range of small molecule therapeutics and biologically active natural polyketides.¹ Therefore, exploring general methods for the enantioselective synthesis of substituted alcohols is an attractive target in organic synthesis. In this regard, several asymmetric methods have been developed based on nucleophilic addition of various organometallic reagents² to prochiral carbonyls. Particularly, several elegant enantioselective approaches have been developed to access homoallylic alcohols using allylmetal reagents.^{1b,2b,2d,2e,3} However, the use of stoichiometric amounts of an organometallic reagent in either the reaction or substrate preparation and chiral auxiliaries are major limitations for these reactions.^{4–9} In

addition, the stereoselectivity of the allylation step depends on the geometry of the corresponding substrates and it is highly challenging to synthesize those precursors having sensitive functional groups to achieve the desired geometry. Alternatively, catalytic hydrometalation of easily accessible unsaturated compounds such as dienes, allenes or alkynes as common (pro) nucleophiles could generate allyl organometallic intermediates *in situ* to undergo nucleophilic additions.¹⁰ This approach is highly convenient and has garnered significant attention owing to its utilization of cost-effective reagents, while also minimizing the generation of a stoichiometric amount of waste.

Recently, Krische and other research groups have conducted elegant studies on allylations using Rh, Ru, and Ir-catalysed hydrofunctionalization.¹¹ In particular, Krische and coworkers first reported allene-mediated carbonyl allylations using a hydrogen atmosphere or transfer hydrogenation.¹² Over the last few decades, a variety of C–C and C–X (X = heteroatom) bond formation reactions have been developed *via* CuH-catalysed enantioselective hydrofunctionalization of unsaturated pronucleophiles.^{13,14} In particular, Buchwald *et al.* have recently demonstrated asymmetric CuH-catalysed allylation with alkyl-substituted terminal allenes or simple allenes as allyl-metal surrogates using complex chiral ligands (Scheme 1a).^{15,16} Excellent regio- and enantioselectivity was observed for the 1,2-addition of (*E*)-allyl-Cu species on carbonyls *via* a six-membered chair-like transition state. Later, the same research group demonstrated the CuH-catalysed asymmetric allylation of ketones with 1,3-dienes to access substituted homoallylic alcohols.¹⁷ In 2021, the Krische group reported catalytic reductive coupling between carbonyls and 1,1-disubstituted

^aDepartment of Organic Synthesis and Process Chemistry, CSIR-Indian Institute of Chemical Technology (CSIR-IICT), Hyderabad 500007, India. E-mail: cramhcu@gmail.com; rchegondi@iict.res.in; Web: <https://cramhcu.wixsite.com/rambabuchegondi>

^bInstitute of Chemical Technology Mumbai, IOC Odisha Campus Bhubaneswar, Bhubaneswar 751013, India

^cDepartment of Analytical and Structural Chemistry, CSIR-Indian Institute of Chemical Technology (CSIR-IICT), Hyderabad 500007, India

^dAcademy of Scientific and Innovative Research (AcSIR), Ghaziabad 201 002, India

^eDepartment of Education, Indian Institute of Technology Kharagpur, Kharagpur 721302, India. E-mail: L.Roy@edu.iitkgp.ac.in

† Electronic supplementary information (ESI) available. CCDC 2349832, 2349831 and 2349833. For ESI and crystallographic data in CIF or other electronic format see DOI: <https://doi.org/10.1039/d4sc07002j>





Scheme 1 Previous and present approaches for enantioselective allylation using an allene.

benzhydryloxyallene with excellent enantioselectivity.^{11d} Here, the internal chelation caused by the oxophilicity of Ru leads to a (Z)-selective allyl-Ru intermediate, which directs the formation of *syn*-selective *sec,tert*-alcohols (Scheme 1b). Inspired by Buchwald's and Krische's pioneering studies, here, we have demonstrated the Cu(I)-BINAP catalysed highly enantioselective synthesis of complex 1,2-*syn-tert,sec*-diols from the reductive coupling of alkoxyallenes with ketones (Scheme 1c). The hydrometallation of a mono-substituted alkoxyallene with a phosphine ligated CuH-complex could generate the chelation-controlled (Z)-selective allylcopper species **A_{cis}**.^{11d,18} The nucleophilic addition of intermediate **A_{cis}** on carbonyl through a six-membered chair-like transition state (TS) allows *syn*-diastereoselectivity.¹⁹ However, DFT calculations suggest the formation of kinetically favourable "open" Z-enolate of copper-alkoxyallene rather than a chelation assisted "closed" intermediate. Additionally, the "open" (Z)-selective π -allyl Cu-complex has higher affinity to accommodate carbonyl binding to undergo faster nucleophilic addition than the "closed" intermediate. Notably, the enantioselective synthesis of these valuable 1,2-*syn-sec,tert*-diols is limited to only two approaches using geometrically defined chiral allylboron reagents by the Roush group²⁰ and Ru-catalysed enantioselective reductive coupling using alkoxyallene pronucleophiles by the Krische group.^{11d} Herein, we have achieved excellent enantioselectivity as well as *syn*-selectivity using a simple and inexpensive BINAP ligand and air-stable hydride source, PMHS. In addition, this method allows the enantioselective desymmetrization of prochiral 4-substituted cyclohexanones with high diastereoselectivity.

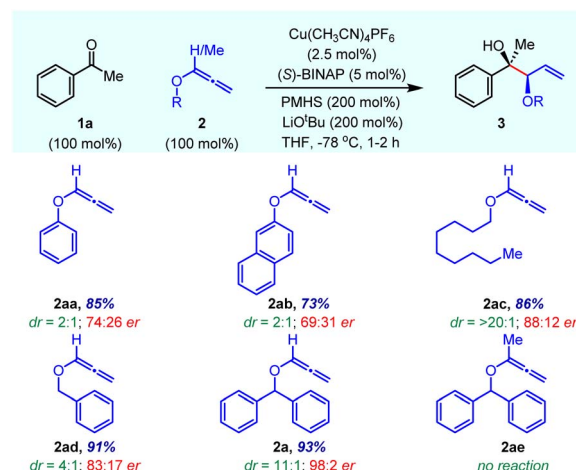
Results and discussion

At the outset, instead of screening a variety of chiral ligands, we focused on the effect of various *O*-substituents on alkoxyallene **2** on reaction yield, enantioselectivity and diastereoselectivity

(Table 1). Using $\text{Cu}(\text{CH}_3\text{CN})_4\text{PF}_6$ as the precatalyst and the commercially inexpensive, easily accessible chiral ligand (*S*)-BINAP, the allylation reaction on acetophenone **1a** was evaluated in the presence of PMHS/LiOtBu at -78°C in THF. Aryloxyallenes **2aa** and **2ab** provided the desired product **3** in good yield with poor stereoselectivities in favour of the *syn*-isomer. However, alkoxyallene **2ac** gave an allylation product with high *dr*, albeit with moderate enantioselectivity. Notably, benzyloxyallene **2ad** furnished good enantioselectivity in a 4 : 1 mixture of diastereomers. On increasing the steric crowding by the installation of another phenyl ring at the benzylic position, the enantioselectivity drastically increased up to 98 : 2 with excellent yield and good diastereoselectivity (entry **2a**). This clearly indicates that the *O*-benzhydryl group plays a crucial role in stereoselectivity probably due to better π - π stacking interactions with the chiral ligand of the Cu complex. The methyl substituted *O*-benzhydryl 3-alkoxyallene **2ae** failed to give the desired product due to the *cis*-orientation of both substrates' methyl groups in the six-membered cyclic transition state (see **TS2a_{cis}**).

Later, acetophenone **1a** was treated with *O*-benzhydryl 3-alkoxy-1,2-butadiene **2a** in the presence of PMHS, LiOtBu and the $\text{Cu}(\text{CH}_3\text{CN})_4\text{PF}_6$ /*S*-BINAP complex in THF solvent at various temperatures (Table 2). Both enantioselectivity and diastereoselectivity were highly influenced by the reaction temperature from rt to -90°C without substantial changes in the reaction yield (entries 1-6). As mentioned previously, an excellent *er* (98 : 2) and high *dr* (11 : 1) were achieved at -78°C with simple (*S*)-BINAP ligand **L1** in 93% overall yield (entry 5). The effect of various bidentate ligands was also screened at optimized reaction

Table 1 Effect of alkoxyallene substituents on enantioselectivity and diastereoselectivity^a



^a Reaction conditions: **1a** (80 mg, 0.67 mmol), **2** (0.67 mmol), $\text{Cu}(\text{CH}_3\text{CN})_4\text{PF}_6$ (6.2 mg, 2.5 mol%), (*S*)-BINAP (21.0 mg, 5.0 mol%), LiOtBu (1.3 mL, 1.33 mmol, 1.0 M THF solution), and PMHS (178 μL , 1.33 mmol) in THF (3 mL, 0.3 M). Combined yields of both isomers after column chromatography. Enantiomeric ratio (*er*) was determined by HPLC analysis using a chiral stationary phase. The minor isomer enantiomeric ratio was reported in the ESI. The *dr* was determined from ^1H NMR analysis of crude products **3**.



Table 2 Optimization of reaction conditions^{a,b,c,d}

Entry	Ligand	T °C	Yield [%]	3a (<i>dr</i>)	3a (<i>er</i>)
1	(<i>S</i>)-BINAP, L1	r.t.	87	4 : 1	88 : 12
2	(<i>S</i>)-BINAP, L1	0	90	6 : 1	90 : 10
3	(<i>S</i>)-BINAP, L1	-20	94	7 : 1	92 : 8
4	(<i>S</i>)-BINAP, L1	-40	93	9 : 1	94 : 6
5	(<i>S</i>)-BINAP, L1	-78	93	11 : 1	98 : 2
6	(<i>S</i>)-BINAP, L1	-90	91	11 : 1	98 : 2
7	(<i>R</i>)-Tol-BINAP, L2	-78	81	9 : 1	5 : 95
8	(<i>S</i>)-SEGPPOS, L3	-78	67	10 : 1	98 : 02
9	(<i>R</i>)-DM-SEGPPOS, L4	-78	72	4 : 1	3 : 97
10	(<i>S</i>)-DTBM-SEGPPOS, L5	-78	66	8 : 1	88 : 12
11	Josiphos SL-J505-1, L6	-78	41	3 : 1	83 : 17
12	Josiphos SL-J011-1, L7	-78	37	4 : 1	80 : 20
13	(<i>R,R</i>)-DIOP, L8	-78	53	6 : 1	63 : 37
14	(<i>S,S</i>)-Ph-BPE, L9	-78	76	7 : 1	35 : 65
15	(<i>S</i>)-Oxazoline, L10	-78	>10	—	—

^a Reaction conditions: **1a** (80 mg, 0.67 mmol), **2a** (148 mg, 0.67 mmol), Cu(CH₃CN)₄PF₆ (6.2 mg, 2.5 mol%), ligand (5.0 mol%), LiOtBu (1.3 mL, 1.33 mmol, 1.0 M THF solution), and PMHS (178 μL, 1.33 mmol) in THF solvent (3 mL, 0.3 M). ^b Isolated yields. ^c Enantiomeric ratio (*er*) was determined by HPLC analysis using a chiral stationary phase. ^d Diastereoselectivity was observed from ¹H NMR analysis of crude product **3**.

temperature. Other BINAP, SEGPPOS, and Josiphos ligands **L2–L7** gave either moderate yield or moderate diastereoselectivity with up to 98 : 2 *er* (entries 7–12). In addition, DIOP (**L8**) and Ph-BPE (**L9**) ligands led to different levels of erosion in yield and enantioselectivity (entries 13–14). Interestingly, only a trace amount of desired product was observed with the oxazoline ligand **L10** (entry 15). From the above reaction optimization, the chiral (*S*)-BINAP ligand (**L1**) was the best choice at -78 °C for Cu(I)-catalysed reductive allylation (entry 5).

With the optimal reaction conditions, the substrate scope of the enantioselective reductive coupling was investigated with

various activated ketones using *O*-benzhydryl allene **2a** (Table 3). The allylation reaction efficiently proceeded with aryl methyl ketones having electron-donating or electron-withdrawing substituents at the *para*-position and gave high yields with good diastereoselectivity and excellent enantioselectivity (entries **3a–3j**). The use of *meta*-substituted aryl methyl ketones also furnished *syn*-alcohols in high yields with similar enantiomeric and diastereomeric ratios (entries **3k–3m**). Sterically demanding *ortho*-substituted aryl ketones and disubstituted aryl ketones were successfully converted into the corresponding chiral homoallylic tertiary alcohols with high yields and high enantiomeric purity (entries **3n–3p**). Interestingly, ethyl and *n*-hexyl aryl ketones provided the corresponding products **3q–3s** with excellent yield and enantioselectivity. However, the sterically hindered *i*-propyl aryl ketone failed to give the desired product **3t**. Moreover, heteroaryl methyl ketones having pyridine, furan and thiophene rings were also suitable substrates under optimal reaction conditions to afford desired products in an efficient and selective manner (entries **3u–3w**). Generally, heterocycles are among the most prevalent structural motifs in pharmaceuticals; however, they are challenging substrates in transition-metal-catalysed enantioselective transformations. The scope of reductive coupling reactions was further highlighted with α,β -unsaturated ketones. Both electron donating and withdrawing substituents on methyl styryl ketone are well-tolerated to afford good yield with high diastereoselectivity (entries **3x** and **3y**). The α -substituted enone also gave desired product **3z** in 86% yield with a 5 : 2 diastereoselectivity ratio. It is important to mention that high enantioselectivity was observed for the minor isomer (96 : 4 *er*), whereas the major isomer gave moderate enantioselectivity. Interestingly, we did not observe the reduction of α,β -unsaturated ketones alone *via* 1,4-addition due to the superior reactivity of alkoxyallene **2a** under standard reaction conditions. Next, we set out to investigate allylation reactions with a variety of cyclic ketones. The symmetrical 4- to 12-membered cyclic ketones were well-tolerated under standard reaction conditions to afford the corresponding products **3aa–3ae** in good yields and good enantioselectivity. Particularly, 5- and 7-membered ketones gave the highest enantiomeric ratio. Additionally, α -tetralones, β -tetralone and indanone also underwent the current nucleophilic allylation with high yield and excellent enantiocontrol (entries **3af–3aj**).

We next explored the use of reductive allylation for the enantioselective desymmetrization of prochiral 4,4-disubstituted cyclohexanones **4** having a plane of symmetry (Table 4). Simple methyl- and methoxy-substituted cyclohexanone was readily functionalized to produce desired product **5a** with high enantioselectivity. The assignment of product stereochemistry is non-trivial. There are three stereogenic centres, two of which are chirotopic (*R/S*) and one is achirotopic (*r/s*). In the same vein, products **5b–5d** bearing various alkyl substituents in combination with the OMe group were obtained with an excellent enantiomeric ratio under optimized reaction conditions. Overall, enantioselectivity increases with the steric bulk of alkyl substituents. The relative stereochemistry was confirmed by single crystal X-ray analysis of compound **5d**. In the case of γ,γ -disubstituted cyclohexanones having aryl and



Table 3 Substrate scope^{a,b,c,d}

^a Reaction conditions: **1a** (0.36 mmol), **2a** (80 mg, 0.36 mmol), Cu(CH₃CN)₄PF₆ (3.4 mg, 2.5 mol%), (S)-BINAP (11.2 mg, 5.0 mol%), LiOtBu (0.7 mL, 0.72 mmol, 1.0 M THF solution), and PMHS (97 μ L, 0.72 mmol) in THF solvent (2 mL, 0.2 M). ^b Isolated yields after column chromatography.

^c Enantiomeric ratio (*er*) was determined by HPLC analysis using a chiral stationary phase. ^d The *dr* was obtained from ¹H NMR analysis of crude products **3**.

alkyl groups, the corresponding products **5e** and **5f** containing an all-carbon quaternary centre were obtained with excellent yield and enantioselectivity. We believe that the bulky aryl ring occupies the equatorial position in these products, which dictates the high diastereoselectivity.

The Cu(I)-catalysed enantioselective reductive coupling reaction was demonstrated to be scalable even at reduced catalyst loading (Scheme 2). We were able to execute a gram-

scale (4.5 mmol) reaction to synthesize **3a**, using 1.5 mol% Cu(CH₃CN)₄PF₆ and 3.0 mol% (S)-BINAP without lowering the yield (1.43 g, 93%) or the stereoselectivity (97 : 3 *er*, 10 : 1 *dr*) of the reaction. The synthetic utility of this reaction is highlighted by the conversion of adduct **3a** into highly functionalized scaffolds with additional transformations (Scheme 2b). The selective removal of the diphenylmethylene group on **3a** in under Li/naphthalene conditions in the presence of a double bond was



Table 4 Substrate scope of prochiral cyclic ketones^{a,b,c,d}

^a Reaction conditions are the same as those in Table 3. ^b Yield of the isolated product **5**. ^c Observed exclusive diastereoselectivity confirmed by ^1H NMR analysis. ^d Determined by HPLC analysis using a chiral stationary phase.

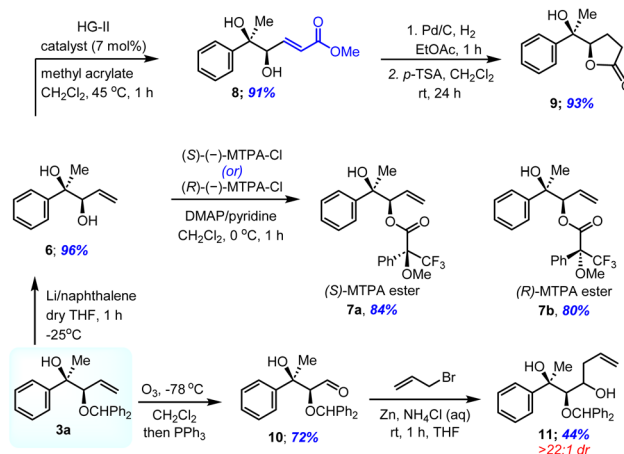
achieved with excellent yield (**6**, 96% yield). The cross-metathesis of **6** with methyl acrylate afforded α,β -unsaturated ester **8** and subsequent hydrogenation followed by acid-mediated cyclization gave γ -lactone **9** in good yield. The ozonolysis of the terminal olefin furnished aldehyde **10**, which was then subjected to Zn-mediated Barbier-type allylation leading to the homoallyl alcohol **11** with excellent diastereoselectivity in decent yields. The absolute configuration of **3a** was identified to be 2*R*,4*S* by Mosher ester analysis of its diastereomeric α -methoxy- α -trifluoromethylphenylacetic acid (MTPA) esters **7a** and **7b** (see the ESI[†]). Furthermore, the robustness and scalability of this enantioselective allylation reaction and the synthetic versatility of 1,2-*syn-tert,sec*-diol scaffolds can be illustrated by its potential application in the synthesis of highly enantioenriched molecular architectures and bioactive natural products. We envisioned that reductive coupling of alkoxyallenes could be used to construct the C3–C11 fragment of fostriecin, an antitumor and antibiotic natural product isolated from *Streptomyces pulveraceus*. To this end, known ester **12** was converted to α,β -unsaturated ketone **14** to set the stage for the key reaction through DIBAL-H reduction followed by Wittig olefination of **13** in two steps. The CuH-catalysed enantioselective allylation of **14** under our optimized conditions using the (S)-BINAP ligand gave 0.56 grams of fostriecin C3–C11 fragment **15** with excellent yield and diastereoselectivity (Scheme 2c).

We have conducted density functional investigation at B3LYP-D3BJ/def2-TZVPP/SMD(THF) to understand the reaction mechanism of copper catalysed allylation of acetophenone and to rationalize the origin of 1,2-*syn*-diol enantioselectivity. Our

a. Gram-scale reaction



b. Further synthetic transformations & determination of absolute configuration



c. Synthesis of Fostriecin C3–C11 fragment



Scheme 2 Gram-scale reaction, synthetic utility and confirmation of absolute stereochemistry.

proposed catalytic mechanism for the hydrocupration of alkoxyallene **2a** by [(S)-BINAP]CuH followed by nucleophilic attack on ketone **1a** to generate the product **3a** is illustrated in Fig. 1a. Our computational studies reveal that the hydrocupration of the allene through the *cis* configuration via TS1_{cis} ($15.9 \text{ kcal mol}^{-1}$) is kinetically favored over the *trans* orientation via TS1_{trans} ($19.8 \text{ kcal mol}^{-1}$). As shown in Fig. 1, the rate-determining strained four-membered transition state (TS1_{cis}) features concerted hydride transfer and Cu–C bond formation.²¹ This is followed by the formation of a (*Z*)-selective allyl-copper intermediate (A_{cis}) in a highly exergonic irreversible fashion. Unlike analogous high-valent octahedral Ru(II)-BINAP complexes reported earlier to involve a chelated (*Z*)-selective π -allyl-metal complex,^{11d} low-valent Cu(I) species feature triple coordination around the metal in the allyl-copper intermediate (see ESI, Fig. S8[†]).²²

Further, to shed light on the origin of *cis*-induction during the hydrocupration step, we have illustrated the steric profile of the L_nCuH -substrate complex in TS1_{cis} and TS1_{trans} through quadrant diagrams and steric mapping of the buried volume on





Fig. 1 (a) Computed free energy profile at 298.15 K for copper catalysed allylation of acetophenone at the B3LYP-D3BJ/def2-TZVPP/SMD(THF) level of theory. In parentheses, relative free energies computed at 195.15 K DFT are shown. Calculated prominent transition state structures of the 1,2-hydrocupration step and allylation step consisting of quadrant diagrams in (b) and (d) and steric maps in (c) and (e). In (b) and (d), roman numerals denote the four quadrants of the coordination space with corresponding % V_{free} ; green indicates the alkoxyallene substrate and purple indicates the ketone; $L_n\text{CuH}$ has the following color codes: O (red), Cu (brown), P (orange), C (grey), and H (white). In (c), steric mapping (contours within a range of ± 3.0 Å in 1 (c) and ± 4.0 Å in 1 (e)) along with total % V_{free} is shown within a radius of 3.5 Å and 4.5 Å from the copper centre for hydrocupration and allylation steps, respectively. PMHS was modelled as $\text{Me}(\text{OMe})_2\text{SiH}$ to reduce computational cost.

the xy -plane with a radius of 3.5 Å from the copper centre (Fig. 1b and c). Our analysis reveals that in the preferred transition state (TS1_{cis}), the incoming alkoxyallene substrate is positioned in a sterically less-hindered fashion at the interface

of quadrants II and III, as compared to $\text{TS1}_{\text{trans}}$ where the alkoxy group of the allene is in an out-of-plane fashion (Fig. 1b). This leads to a greater total % V_{free} (which accounts for the percentage of total free volume within the pocket of the



substrate–catalyst complex) of 15.4% in **TS1_{cis}** as compared to 14.1% in **TS1_{trans}** (Fig. 1c), resulting in a better catalyst–substrate interaction at the active site of the hydrocupration event. Indeed, the orientation of the substrate leads to lowered intramolecular steric repulsion in **TS1_{cis}** as observed from the steric map here (red contours in Fig. 1c) and energy decomposition analysis (see ESI, Table S3†). Our study therefore reveals that the larger structural reorganization for both **L_nCuH** ($\Delta\Delta E_{\text{reorg}} = 1.5 \text{ kcal mol}^{-1}$) and the alkoxyallene ($\Delta\Delta E_{\text{reorg}} = 2.4 \text{ kcal mol}^{-1}$) in **TS1_{trans}** ($\Delta\Delta G^\ddagger = 3.9 \text{ kcal mol}^{-1}$) accounts for the observed *Z*-selectivity through **TS1_{cis}**. In fact, the kinetically controlled *Z*-enolate copper–alkoxyallene conformer **A_{cis}** synchronizes with appropriate nucleophilic faces on carbonyl engagement to ensure observed stereoselectivity during ketone addition (see Fig. 1a, d, 1e, and S1 in the ESI†).

The attack of the *cis*-allyl–Cu complex could occur on the carbonyl group *via* *Re/Si*, *Re/Re*, *Si/Re* and *Si/Si* faces, through six-membered chair-like transition states, to obtain four possible stereoisomers (Fig. 1a, Fig. S1, and S9†). Hence, the allylation step is our enantioselective and diastereoselective transition state. Careful inspection of the quadrant diagrams (Fig. 1d) and steric mapping data (Fig. 1e) suggests that *Si*-face attack of the ketone from the *Si*-face of the allyl may be the most feasible approach due to lower steric interference with the bulky phosphine ligands. The alkoxy group of the allene also engages cooperatively in strong non-covalent forces such as C–H– π , π – π and C–H–O interactions, aiding in lowering of **TS2a_{cis}** energy (see ESI, Fig. S10†).²³ **TS2a_{cis}** requires the lowest free energy barrier (8 kcal mol^{−1}) and should rapidly promote the generation of intermediate **B2a_{cis}**. Energy decomposition analysis further shows that the total reorganization energy in **TS2a_{cis}** is least among the four allylation pathways, which highlights that its stereo-electronic environment is most conducive (Table S4†). Thereby, we envision the involvement of LiO^tBu and PMHS to release *syn*-selective lithiated diol product **3a'** and the

regeneration of the catalyst. Finally, the diol product **3a** can be produced with acidic work-up.

Based on our experimental results and computational studies, the overall plausible mechanism for enantioselective CuH-catalysed reductive coupling of alkoxyallenes was proposed, as depicted in Scheme 3. Initially, a hydride copper complex **L_nCuH** forms *in situ* with a copper catalyst, phosphine ligand, base, and silane reductant. The hydrocupration of a phosphine-ligated Cu–H complex across the alkoxyallene **2a** furnishes a transient, kinetically favourable *Z*-selective π -allyl-copper complex **A_{cis}**, which readily undergoes nucleophilic addition to ketone **1a** through a closed six-centred, cyclic transition state **TS2a_{cis}**, resulting in the formation of the homoallylic Cu–alkoxide complex **B**. Subsequent lithium exchange and hydrolysis release the 1,2-*syn*-diol **3a**, followed by metathesis with the PMHS regenerating the **L_nCuH** complex.

Conclusions

In conclusion, we have developed a highly enantioselective and diastereoselective copper-hydride-catalysed synthesis of 1,2-*syn-tert,sec*-diols *via* the reductive coupling of electronically and structurally diverse ketones with easily accessible *O*-benzhydryl 3-alkoxyallene. The reaction proceeds *via* the formation of a *Z*-enolate copper–alkoxyallene complex, which smoothly undergoes carbonyl binding to furnish the *syn*-selective product. The reaction utilizes an economical chiral Cu–BINAP complex, which provides 1,2-*syn-tert,sec*-diol products in high yields, in the presence of PMHS as a commercially inexpensive and air-stable hydride source. Furthermore, this reductive coupling with alkoxyallenes proves effective in the desymmetrization of pro-chiral cyclic ketones containing quaternary centres, affording products with excellent enantioselectivity. The synthetic utility of this approach is exemplified by the enantioselective synthesis of a key fragment of fostriecin. Density Functional Theory (DFT) computations suggest that the reaction proceeds through a kinetically favorable “open” *Z*-enolate copper–alkoxyallene conformer, occurring at $\Delta\Delta G^\ddagger = 3.9 \text{ kcal mol}^{-1}$ lower as compared to its *E*-enolate counterpart, which determines the *syn*-diastereoselectivity of the nucleophilic addition.

Data availability

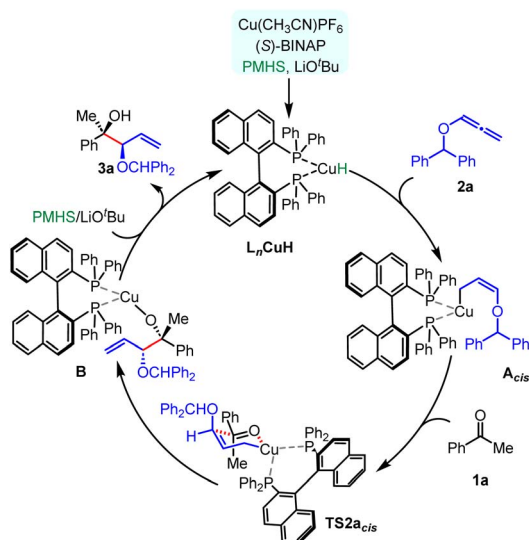
The data supporting this article have been included as part of the ESI.†

Author contributions

N. N., S. R. M., L. R. M. and S. B. J. conducted the experiments and HPLC analysis; P. B. and L. R. conducted the computational studies; J. B. N. conducted the single X-ray crystallographic analysis; R. C. designed and supervised the project and wrote the manuscript with the assistance of co-authors.

Conflicts of interest

There are no conflicts to declare.



Scheme 3 Plausible reaction mechanism.



Acknowledgements

We gratefully acknowledge the SERB Core Research Grant (CRG/2022/001419) and SERB-STAR Award for a research grant (STR/2022/000007) by ANRF, New Delhi, for financial support. L. R. acknowledges SERB (SPG/2020/000754) and CSIR (01WS(001)/2023-24/EMR-II/ASPIRE) for funding. N. N and L. R. M thank DST-INSPIRE, New Delhi, India; P. B. thanks ICT-IOCB; S. M and S. B. J thank UGC, New Delhi, for a research fellowship. The IICT Communication Number for this manuscript is IICT/pubs./2024/140.

Notes and references

- For selected reviews, see: (a) J. F. Bower, I. S. Kim, R. L. Patman and M. J. Krische, *Angew. Chem., Int. Ed.*, 2009, **48**, 34–46; (b) M. Yus, J. C. González-Gómez and F. Foubelo, *Chem. Rev.*, 2013, **113**, 5595–5698; (c) D. Ameen and T. J. Snape, *MedChemComm*, 2013, **4**, 893–907.
- For selected reviews, see: (a) L. Pu and H.-B. Yu, *Chem. Rev.*, 2001, **101**, 757–824; (b) S. E. Denmark and J. Fu, *Chem. Rev.*, 2003, **103**, 2763–2793; (c) O. Riant and J. Hannedouche, *Org. Biomol. Chem.*, 2007, **5**, 873–888; (d) M. Shibasaki and M. Kanai, *Chem. Rev.*, 2008, **108**, 2853–2873; (e) M. Yus, J. C. González-Gómez and F. Foubelo, *Chem. Rev.*, 2011, **111**, 7774–7854; (f) D. Leonori and V. K. Aggarwal, *Acc. Chem. Res.*, 2014, **47**, 3174–3183.
- For selected reviews on allylation, see: (a) H. Yamamoto and M. Wadamoto, *Chem.-Asian J.*, 2007, **2**, 692–698; (b) M. Hatano and K. Ishihara, *Synthesis*, 2008, **11**, 1647–1675; (c) L. F. Tietze, T. Kinzel and C. C. Brazel, *Acc. Chem. Res.*, 2009, **42**, 367–378; (d) H.-X. Huo, J. R. Duvall, M.-Y. Huang and R. Hong, *Org. Chem. Front.*, 2014, **1**, 303–320.
- For selected references for asymmetric allylation using allylboron reagents, see: (a) S. Lou, P. N. Moquist and S. E. Schaus, *J. Am. Chem. Soc.*, 2006, **128**, 12660–12661; (b) R. Alam, T. Vollgraff, L. Eriksson and K. J. Szabó, *J. Am. Chem. Soc.*, 2015, **137**, 11262–11265; (c) D. W. Robbins, K. Lee, D. L. Silverio, A. Volkov, S. Torker and A. H. Hoveyda, *Angew. Chem., Int. Ed.*, 2016, **55**, 9610–9614; (d) K. Lee, D. L. Silverio, S. Torker, F. Haeffner, D. W. Robbins, F. W. van der Mei and A. H. Hoveyda, *Nat. Chem.*, 2016, **8**, 768–777; (e) R. J. Morrison and A. H. Hoveyda, *Angew. Chem., Int. Ed.*, 2018, **57**, 11654–11661.
- For selected references for asymmetric allylboration using copper catalysts, see: (a) R. Wada, K. Oisaki, M. Kanai and M. Shibasaki, *J. Am. Chem. Soc.*, 2004, **126**, 8910–8911; (b) M. Kanai, R. Wada, T. Shibuguchi and M. Shibasaki, *Pure Appl. Chem.*, 2008, **80**, 1055–1062; (c) S.-L. Shi, L.-W. Xu, K. Oisaki, M. Kanai and M. Shibasaki, *J. Am. Chem. Soc.*, 2010, **132**, 6638–6639.
- For selected references for asymmetric allylation using titanium catalysts, see: (a) S. Kii and K. Maruoka, *Chirality*, 2003, **15**, 68–70; (b) D. S. Barnett, P. N. Moquist and S. E. Schaus, *Angew. Chem., Int. Ed.*, 2009, **48**, 8679–8682; (c) J. Yadav, G. R. Stanton, X. Fan, J. R. Robinson, E. J. Schelter, P. J. Walsh and M. A. Pericas, *Chem.-Eur. J.*, 2014, **20**, 7122–7127.
- For selected references for asymmetric allylation using indium, scandium and silver catalysts, see: (a) M. Wadamoto and H. Yamamoto, *J. Am. Chem. Soc.*, 2005, **127**, 14556–14557; (b) Y. C. Teo, J. D. Goh and T. P. Loh, *Org. Lett.*, 2005, **7**, 2743–2745; (c) X. Zhang, D. Chen, X. Liu and X. Feng, *J. Org. Chem.*, 2007, **72**, 5227–5233; (d) N. V. Hanhan, Y. C. Tang, N. T. Tran and A. K. Franz, *Org. Lett.*, 2012, **14**, 2218–2221.
- For selected references for asymmetric allylation using stoichiometric reductant, see: (a) R.-Y. Chen, A. P. Dhondge, G.-H. Lee and C. A. Chen, *Adv. Synth. Catal.*, 2015, **357**, 961–966; (b) X.-R. Huang, C. Chen, G.-H. Lee and S.-M. Peng, *Adv. Synth. Catal.*, 2009, **351**, 3089–3095; (c) J. J. Miller and M. S. Sigman, *J. Am. Chem. Soc.*, 2007, **129**, 2752–2753; (d) Z.-L. Shen, S.-Y. Wang, Y.-K. Chok, Y.-H. Xu and T.-P. Loh, *Chem. Rev.*, 2013, **113**, 271–401.
- For selected references for asymmetric allylation using chiral auxiliaries, see: (a) H. C. Brown and P. K. Jadhav, *J. Am. Chem. Soc.*, 1983, **105**, 2092–2093; (b) W. R. Roush, A. E. Walts and L. K. Hoong, *J. Am. Chem. Soc.*, 1985, **107**, 8186–8190; (c) R. O. Duthaler, A. Hafner and M. Riediker, *Pure Appl. Chem.*, 1990, **62**, 631–642; (d) J. W. A. Kinnaird, P. Y. Ng, K. Kubota, X. Wang and J. L. Leighton, *J. Am. Chem. Soc.*, 2002, **124**, 7920–7921; (e) J. D. Huber, N. R. Perl and J. L. Leighton, *Angew. Chem., Int. Ed.*, 2008, **47**, 3037–3039; (f) W. A. Chalifoux, S. K. Reznik and J. L. Leighton, *Nature*, 2012, **487**, 86–89; (g) D. Kumar, S. R. Vemula, N. Balasubramanian and G. R. Cook, *Acc. Chem. Res.*, 2016, **49**, 2169–2178.
- For recent reviews, see: (a) K. D. Nguyen, B. Y. Park, T. Luong, H. Sato, V. J. Garza and M. J. Krische, *Science*, 2016, **354**, 5133; (b) M. Holmes, L. A. Schwartz and M. J. Krische, *Chem. Rev.*, 2018, **118**, 6026–6052; (c) R. S. Doerksen, C. C. Meyer and M. J. Krische, *Angew. Chem., Int. Ed.*, 2019, **58**, 14055–14064; (d) C. C. Meyer, E. Ortiz and M. J. Krische, *Chem. Rev.*, 2020, **120**, 3721–3748; (e) M. Xiang, D. E. Pfaffinger and M. J. Krische, *Chem.-Eur. J.*, 2021, **27**, 13107–13116.
- For recent reviews, see: (a) C. G. Santana and M. J. Krische, *ACS Catal.*, 2021, **11**, 5572–5585, for selected examples, see: (b) K. Spielmann, M. Xiang, L. A. Schwartz and M. J. Krische, *J. Am. Chem. Soc.*, 2019, **141**, 14136–14141; (c) C. Cooze, R. Dada and R. J. Lundgren, *Angew. Chem., Int. Ed.*, 2019, **58**, 12246–12251; (d) M. Xiang, D. E. Pfaffinger, E. Ortiz, G. A. Brito and M. J. Krische, *J. Am. Chem. Soc.*, 2021, **143**, 8849–8854; (e) M. Xiang, A. Ghosh and M. J. Krische, *J. Am. Chem. Soc.*, 2021, **143**, 2838–2845, for anti-alkoxyallylation employing allylic gem-dicarboxylates, see: (f) S. B. Han, H. Han and M. J. Krische, *J. Am. Chem. Soc.*, 2010, **132**, 1760–1761.
- (a) E. Skucas, J. F. Bower and M. J. Krische, *J. Am. Chem. Soc.*, 2007, **129**, 12678–12679; (b) J. F. Bower, E. Skucas, R. L. Patman and M. J. Krische, *J. Am. Chem. Soc.*, 2007, **129**, 15134–15135; (c) M.-Y. Ngai, E. Skucas and



- M. J. Krische, *Org. Lett.*, 2008, **10**, 2705–2708; (d) E. Skucas, J. R. Zbieg and M. J. Krische, *J. Am. Chem. Soc.*, 2009, **131**, 5054–5055; for enantioselective examples, see: (e) S. B. Han, I. S. Kim, H. Han and M. J. Krische, *J. Am. Chem. Soc.*, 2009, **131**, 6916–6917.
- 13 For reviews, see: (a) S. Rendler and M. Oestreich, *Angew. Chem., Int. Ed.*, 2007, **46**, 498–504; (b) C. Deutsch, N. Krause and B. H. Lipshutz, *Chem. Rev.*, 2008, **108**, 2916–2927; (c) R. Y. Liu and S. L. Buchwald, *Acc. Chem. Res.*, 2020, **53**, 1229–1243; (d) J. Mohr and M. Oestreich, *Angew. Chem., Int. Ed.*, 2016, **55**, 12148–12149; (e) Z. Sorádová and R. Šebesta, *ChemCatChem*, 2016, **8**, 2581–2588; (f) A. J. Jordan, G. Lalic and J. P. Sadighi, *Chem. Rev.*, 2016, **116**, 8318–8372; (g) M. T. Pirnot, Y.-M. Wang and S. L. Buchwald, *Angew. Chem., Int. Ed.*, 2016, **55**, 48–57; (h) G. L. Larson and R. J. Liberatore, *Org. Process Res. Dev.*, 2021, **25**, 1719–1787.
- 14 For recent publications, see: (a) Y. Dong, K. Shin, B. K. Mai, P. Liu and S. L. Buchwald, *J. Am. Chem. Soc.*, 2022, **144**, 16303–16309; (b) S. Feng, Y. Dong and S. L. Buchwald, *Angew. Chem., Int. Ed.*, 2022, **61**, e202206692; (c) Y. Yuan, Y. Zhang, W. Li, Y. Zhao and X.-F. Wu, *Angew. Chem., Int. Ed.*, 2023, **62**, e202309993; (d) L. T. Brechmann, B. Kaewmee and J. F. Teichert, *ACS Catal.*, 2023, **13**, 12634–12642.
- 15 (a) E. Y. Tsai, R. Y. Liu, Y. Yang and S. L. Buchwald, *J. Am. Chem. Soc.*, 2018, **140**, 2007–2011; (b) R. Y. Liu, Y. Zhou, Y. Yang and S. L. Buchwald, *J. Am. Chem. Soc.*, 2019, **141**, 2251–2256.
- 16 For selected reviews on allene-mediated allylations, see: (a) A. P. Pulis, K. Yeung and D. J. Procter, *Chem. Sci.*, 2017, **8**, 5240–5247; (b) M. Holmes, L. A. Schwartz and M. J. Krische, *Chem. Rev.*, 2018, **118**, 6026–6052; (c) G. Li, X. Huo, X. Jiang and W. Zhang, *Chem. Soc. Rev.*, 2020, **49**, 2060–2118; (d) R. Blicek, M. Taillefer and F. Monnier, *Chem. Rev.*, 2020, **120**, 13545–13598.
- 17 (a) C. Li, R. Y. Liu, L. T. Jesikiewicz, Y. Yang, P. Liu and S. L. Buchwald, *J. Am. Chem. Soc.*, 2019, **141**, 5062–5070; (b) C. Li, K. Shin, R. Y. Liu and S. L. Buchwald, *Angew. Chem., Int. Ed.*, 2019, **58**, 17074–17080; (c) Y. Dong, A. W. Schuppe, B. K. Mai, P. Liu and S. L. Buchwald, *J. Am. Chem. Soc.*, 2022, **144**, 5985–5995.
- 18 For internal chelation in alkoxy-substituted allylmetal intermediates, see: (a) P. Almendros and E. J. Thomas, *J. Chem. Soc., Perkin Trans. 1*, 1997, 2561–2568; (b) B. K. Zambron, *Synthesis*, 2020, **52**, 1147–1180.
- 19 During the preparation of this manuscript, a Cu(I)-catalyzed enantioselective allylation with siloxypropadienes using the TANIAPHOS ligand was reported. For reference, see: N. Jiang, P. Liu, Z. Pan, S. Q. Wang, Q. Peng and L. Yin, *Angew. Chem., Int. Ed.*, 2024, **63**, e202402195.
- 20 M. Chen, M. Handa and W. R. Roush, *J. Am. Chem. Soc.*, 2009, **131**, 14602–14603.
- 21 V. Arun, L. Roy and S. De Sarkar, *Chem.–Eur. J.*, 2020, **26**, 16649–16654.
- 22 M. Piñeiro-Suárez, A. M. Álvarez-Constantino and M. Fañanás-Mastral, *ACS Catal.*, 2023, **13**, 5578–5583.
- 23 A. S. Mahadevi and G. N. Sastry, *Chem. Rev.*, 2016, **116**, 2775–2825.

