

COMMUNICATION

View Article Online
View Journal | View Issue



Cite this: *Org. Biomol. Chem.*, 2024, **22**, 3225

Received 14th February 2024,
Accepted 3rd April 2024

DOI: 10.1039/d4ob00241e

rsc.li/obc

On the mechanism of carboxylate elimination from carbohydrate monoester-derived radicals†

Julia A. Turner,^a Hendrik Zipse^{id} ^{*b} and Mark S. Taylor^{id} ^{*a}

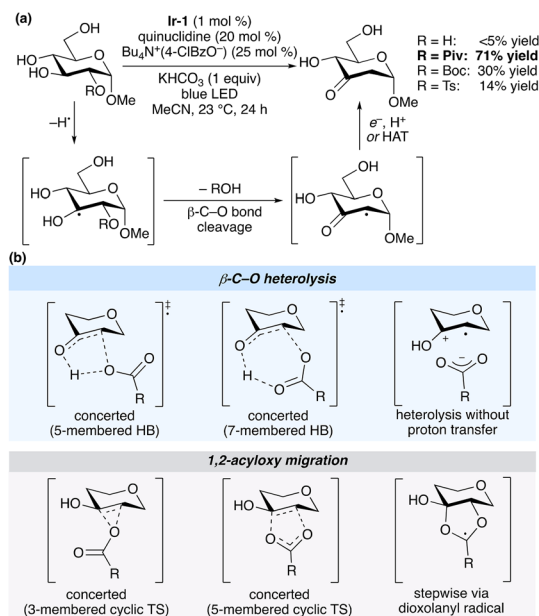
A computational study of the mechanism of hydrogen atom transfer-induced carboxylate elimination from monoacylated 1,2-diol groups in pyranosides is presented. A comprehensive analysis of the 1,2-migration, elimination and fragmentation pathways reveals that concerted elimination via a 7-membered, hydrogen-bonded transition state is favored. Relative rates of elimination inferred from an intramolecular competition experiment are consistent with the trends obtained from the calculations.

Introduction

Fragmentations and rearrangements of β -acyloxy and β -phosphatoxy radicals have been implicated in the chemistry of nucleic acids and lipids, and form the basis of useful preparative methods in organic chemistry.^{1,2} The impact of such reactions in the domain of carbohydrate synthesis, initiated by Giese's development of a method for the synthesis of 2-deoxyglycosides,³ has been significant; new developments continue to emerge, including the use of transition metal (photo)catalysis to promote acyloxy migrations to the anomeric position.⁴ The processes have attracted sustained interest from the mechanistic perspective, as they traverse pathways at the boundary of radical and polar reactivity; studies along this line include experimental determinations of rate constants, solvent effects and isotope labelling^{5,6} along with computational modelling of proposed reaction pathways.^{7,8}

Recently, our group took advantage of the reactivity of β -acyloxy radicals along with photocatalytic hydrogen atom transfer (HAT) to develop a method for the redox isomerization⁹ of pyranosides to ketodeoxysugars (Scheme 1a).¹⁰

The yield was dependent on the identity of the leaving group, and in the case of the optimal pyranoside monoester substrates, deoxygenation took place exclusively at the site of *O*-acylation. This second observation, which implied an acceleration of C–O bond cleavage due to the presence of the ester substituent, was in keeping with prior work from Lenz and Giese, who found that 2-*O*-acylation facilitated heterolytic β -C–O bond cleavage from a C-3 adenosyl radical.¹¹ Considering the utility of ketodeoxysugars as synthetic building blocks, we sought to gain insight into the mechanism of HAT-induced elimination of carboxylate and sulfonate from pyranosides, focusing on the effects of the leaving group on the rate of C–O bond cleavage. Herein, we describe a computational study that points towards



Scheme 1 (a) Redox isomerizations of glucopyranosides illustrating the effect of the substituent at the 2-position. (b) Conceivable pathways for β -C–O bond cleavage from a 2-*O*-acylated radical intermediate. Ir-1 denotes $[\text{Ir}(\text{d}(\text{CF}_3)\text{py})_2(\text{dtbpy})]\text{PF}_6$.

^aDepartment of Chemistry, University of Toronto, 80 St. George St, Toronto, ON M5S 3H6, Canada. E-mail: mtaylor@chem.utoronto.ca

^bDepartment Chemie, Ludwig-Maximilians-Universität München, Butenandtstrasse 5-13, Haus F, 81377 München, Germany. E-mail: zipse@cup.uni-muenchen.de

†Electronic supplementary information (ESI) available: Full computational details and results of benchmarking calculations. See DOI: <https://doi.org/10.1039/d4ob00241e>



a concerted elimination *via* a hydrogen-bonded transition state as the lowest-energy pathway for C–O bond cleavage. Calculated effects of leaving group basicity on the rate of elimination are consistent with experimentally determined product ratios for redox isomerizations of unsymmetrical 1,3-bis-*O*-functionalized glycerol model systems.

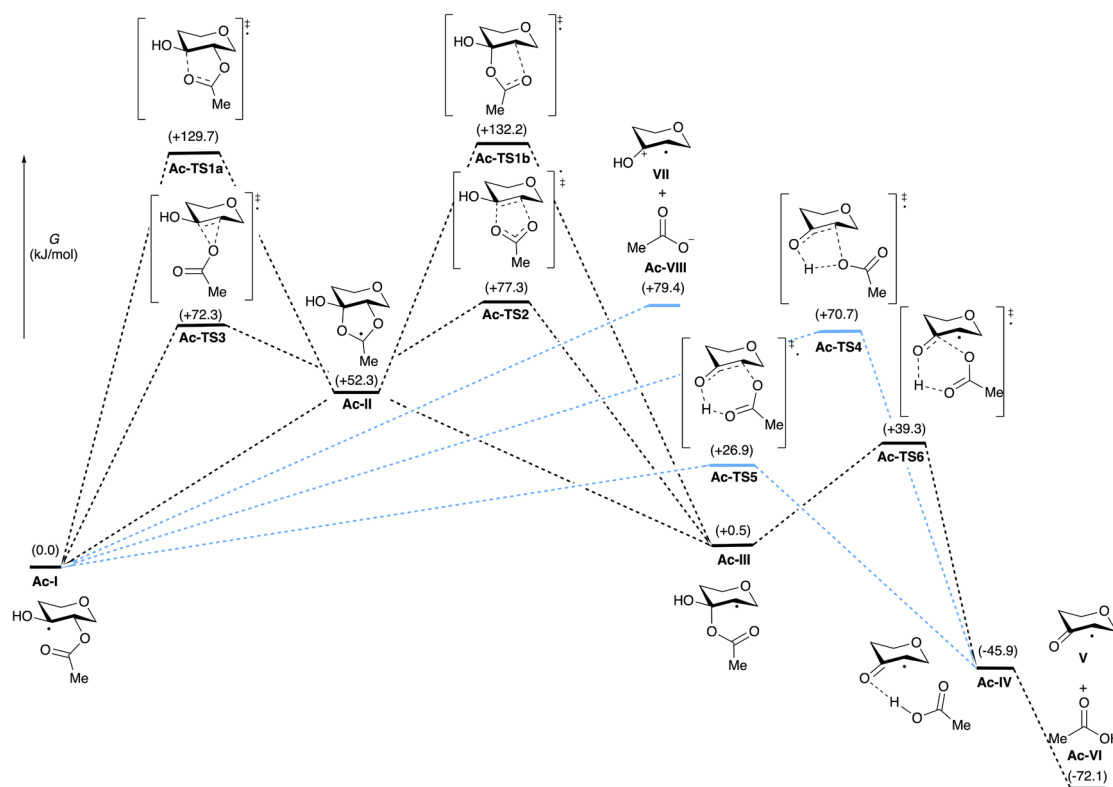
Results and discussion

Conceivable pathways for β -C–O bond cleavage in a 2-*O*-acylated, pyranoside-derived radical are summarized in Scheme 1b. Concerted proton transfer and β -C–O bond heterolysis can take place through five- or seven-membered cyclic transition states; alternatively, heterolysis without proton transfer leads to a radical cation–carboxylate ion pair. 1,2-Acyloxy migration (Surzur–Tanner-type rearrangement) could take place in a concerted fashion *via* three- and five-membered cyclic transition states, or through a stepwise mechanism involving a dioxolanyl radical intermediate. A subsequent elimination of carboxylic acid from the resulting monoacylated hemiketal-derived radical yields the stabilized α -carbonyl radical.

A preliminary computational investigation of the redox isomerization of an α -glucopyranoside monoester identified intermediates and transition states for the stepwise, 1,2-acyloxy migration pathway.¹⁰ Earlier work by Giese and co-workers,

supported by calculations at the PMP2/6-31G(d)//UHF/3-21G(d) level of theory, pointed towards the seven-membered cyclic transition state for concerted proton transfer/ β -C–O bond heterolysis from 1,3-diacylglycerol-derived radicals.¹² The authors noted that the β -elimination was accelerated by the presence of a free OH group at the α -position, and was suppressed for such substrates in protic solvent, consistent with the proposed stabilization of the transition state by intramolecular hydrogen bonding. A similar transition state has been proposed for the elimination of toluenesulfonic acid from a C-3' radical of 2'-tosyl-homouridine.¹³ We aimed to use computational modeling to evaluate each of the pathways depicted in Scheme 1b for a pyranoside model system, focusing on the effects of the leaving group on the rate of ketodeoxysugar formation.

Scheme 2 depicts the calculated Gibbs free energies of intermediates and transition states for the transformation of monoacylated tetrahydropyran-3,4-diol-derived radical **Ac-I** to tetrahydropyranone-derived radical **V** and AcOH (**Ac-VI**). Elimination and fragmentation pathways are depicted in blue, while those involving 1,2-acyloxy migration are shown in black. Transition state structures are depicted in Fig. 1, annotated with the C–O bond distances and the sum of charges for atoms in the carboxylate group calculated from natural population analysis (NPA) ($q(\text{CO}_2\text{CH}_3)$, in red). Gas phase geometry optimizations were conducted at the (U)M06-2X/def2-TZVP level of theory, followed by single-point energy calculations using the SMD model for acetonitrile.¹⁴ These calculations are



Scheme 2 Calculated Gibbs free energies (kJ mol^{-1}) of proposed intermediates and transition states for the rearrangement (black) and heterolysis (blue) pathways leading to the formation of **V** and **Ac-VI** from **Ac-I** ((U)M06-2X/def2-TZVP//SMD(acetonitrile) level of theory).



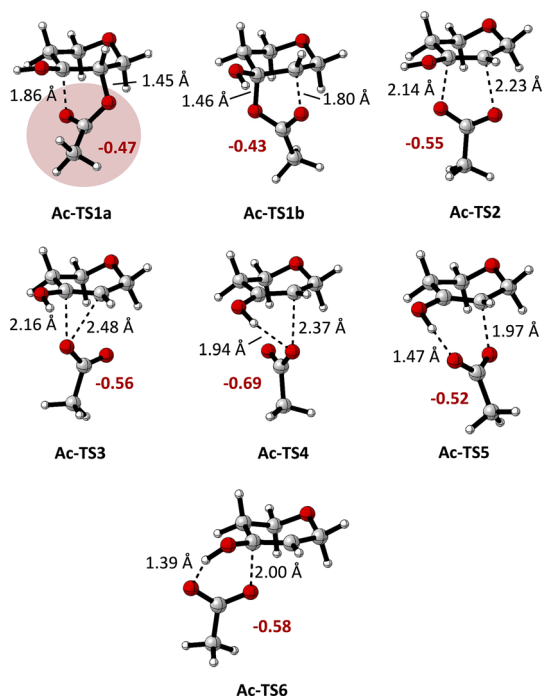


Fig. 1 Calculated transition state structures for the rearrangement of **Ac-I** to **Ac-IV** ((U)M06-2X/def2-TZVP level of theory), as defined in Scheme 2. Carboxylate group charges $q(\text{CO}_2\text{CH}_3)$ are shown in red (NPA/(U)M06-2X/def2-TZVP results).

consistent ($R^2 = 0.99$) with energies calculated by solvent phase re-optimization of intermediates and transition states at the SMD(AcCN)/(U)M06-2X/def2-TZVP level of theory (Fig. S02†). Further benchmarking of (U)M06-2X/def2-TZVP//SMD(acetonitrile) results against DLPNO-CCSD(T)/CBS or G3B3 levels of theory indicate a high level of agreement (R^2 of 0.99) providing justification for application of the former level of theory in the present study (see ESI† for details).

Acyloxy group migration (**Ac-I** → **Ac-III**) is without notable driving force ($\Delta G_{298} = +0.5 \text{ kJ mol}^{-1}$). The most facile pathway for the rearrangement involves 3-membered ring transition

state **Ac-TS3** with a barrier ΔG_{298}^\ddagger of $+72.3 \text{ kJ mol}^{-1}$. Transition state **Ac-TS1a** leading to ring-closure/ring-opening is significantly higher in free energy ($\Delta G_{298}^\ddagger = +129.7 \text{ kJ mol}^{-1}$). Direct elimination of AcOH through seven-membered transition state **Ac-TS5** is the preferred pathway ($\Delta G_{298}^\ddagger = +26.9 \text{ kJ mol}^{-1}$). The tetrahydropyran ring adopts a boatlike conformation to facilitate alignment of the SOMO with $\sigma_{\text{C-O(ester)}}^*$ in **TS5**. Both the five-membered ring transition state **Ac-TS4** ($\Delta G_{298}^\ddagger = +70.7 \text{ kJ mol}^{-1}$) and the ion pair arising from $\beta\text{-C-O}$ bond heterolysis (radical cation **VII** and acetate **Ac-VIII**, $\Delta G_{298} = +79.4 \text{ kJ mol}^{-1}$) are higher in energy than **Ac-TS5**. Given the low barrier for concerted radical mediated elimination *via* **Ac-TS5**, the chemistry of radical **Ac-I** will be dominated by AcOH elimination and rapid formation of radical **V** unless an extraordinarily fast bimolecular process traps radical **Ac-I** (e.g., by HAT).

Variation of the acyl group substituent, and replacement of acyl with sulfonyl,¹⁵ allow for evaluation of steric and electronic effects on the free energy barriers for the transformation (Table 1). Substitution of the acetyl group for pivaloyl (**Piv-I**) has minimal effects on the calculated energies for the rearrangement and elimination pathways, indicating that steric factors do not have a major influence. In contrast, pronounced electronic effects are evident from the calculations; systematically decreasing the Brønsted basicity of the leaving group (**Bz-I** → **ClAc-I** → **Cl₃Ac-I** → **F₃Ac-I** → **Ts-I**) results in a decrease in the barriers for all pathways, with concerted elimination *via* **TS5** remaining the dominant one in each case. This finding is consistent with previous work indicating that rearrangement and migration reactions are accelerated by electron-withdrawing groups on the acyloxy and phosphatoxy substituent,^{1a,b,16} and with the calculated negative charge buildup at the acetate group in the transition states (Fig. 1). Stepwise migration *via* **TS1a** and **TS1b** is the least sensitive to electronic effects on rate, consistent with the lower degree of charge buildup at the carboxyl oxygens. For the best leaving groups, (**F₃Ac-I** and **Ts-I**), fragmentation to the radical cation **VII** and carboxylate/sulfonate **VIII** is exergonic. A linear relationship between the free energy of activation *via* **TS5** and

Table 1 Calculated Gibbs free energies (kJ mol^{-1}) of proposed intermediates and transition states defined in Scheme 2. Energies calculated at the (U)M06-2X/def2-TZVP//SMD(acetonitrile) level of theory. Piv = pivaloyl, Bz = benzoyl, Ts = *p*-toluenesulfonyl, **F₃Ac** = trifluoroacetyl, **Cl₃Ac** = trichloroacetyl and **ClAc** = chloroacetyl

Species	Substituent						
	Ac	Piv	Bz	ClAc	Cl ₃ Ac	F ₃ Ac	Ts
I	0.0	0.0	0.0	0.0	0.0	0.0	0.0
TS1a	+129.7	+127.8	+90.9	+105.6	+82.7	+87.4	—
II	+52.3	+46.5	+8.0	+20.2	+7.2	+12.9	—
TS1b	+132.2	+131.1	+102.3	+114.7	+100.8	+104.7	—
III	+0.5	−1.1	−0.9	−1.9	−7.2	−5.8	+4.5
TS2	+77.3	+76.5	+68.9	+59.6	+25.1	+24.6	+16.5
TS3	+72.3	+71.7	+68.5	+56.8	+24.6	+24.4	+21.2
TS4	+70.7	+71.1	+63.2	+54.7	+23.6	+23.2	—
TS5	+26.9	+26.9	+23.7	+20.3	+5.9	+5.3	+2.7
TS6	+39.3	+41.0	+34.8	+32.6	+13.2	+12.6	+12.5
IV	−45.9	−44.8	−51.0	−50.8	−62.0	−62.7	−56.1
V + VI	−72.1	−73.1	−75.2	−74.3	−75.9	−75.3	−64.5
VII + VIII	+79.4	+80.0	+59.0	+49.8	+0.8	−1.3	−14.4



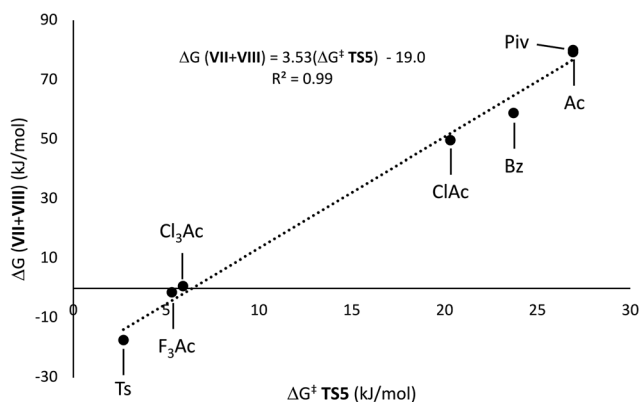


Fig. 2 Free energy of activation (ΔG^\ddagger , kJ mol^{-1}) for **TS5** vs. reaction energy for heterolytic dissociation ($\Delta G(\text{VII} + \text{VIII})$, kJ mol^{-1}) for carboxylate and sulfonate groups ((U)M06-2X/def2-TZVP//SMD(acetonitrile) level of theory).

the free energy of heterolytic dissociation $\Delta G(\text{VII} + \text{VIII})$ is observed (Fig. 2), consistent with charge separation in the transition state for elimination (**TS5**). The calculated $\text{p}K_{\text{a}}$ of the leaving group in acetonitrile also relates linearly to the free energy of activation *via* **TS5** (see the ESI†). Overall, the results indicate that increasing leaving group ability of the β -substituent accelerates elimination from radicals **I**, with barriers of less than 10 kJ mol^{-1} being calculated for expulsion of Cl_3AcOH , F_3AcOH and TsOH .

To obtain experimental data on relative rates of elimination from β -substituted α -hydroxyalkyl radicals, we investigated photocatalytic redox isomerizations of unsymmetrical, di-substituted glycerol derivatives **1a–1e** (Table 2). This intramolecular competition experiment allows for ratios of elimin-

ation rates to be determined from product distributions. Giese and co-workers used a related experiment to determine that a 2-glyceryl radical bearing diethylphosphatoxy and acetoxy groups undergoes selective elimination of $(\text{EtO})_2\text{PO}_2\text{H}$.¹² Irradiation of acetonitrile solutions of **1a–1e** with a 370 nm light-emitting diode (LED) in the presence of catalytic tetra-*n*-butylammonium decatungstate (TBADT) resulted in hydroxyacetone derivatives **2** and **3a–3e**. (Photocatalytic HAT with quinuclidine (see Scheme 1a) was inefficient for reactions of **1a–1e**.) A 1.1 : 1 ratio of products **2** and **3a** was obtained from the reaction of diester **1a**, consistent with the calculations that showed nearly equivalent free energies of activation (**Ac-TS5** and **Piv-TS5**, $\Delta\Delta G^\ddagger_{298} = 0.0 \text{ kcal mol}^{-1}$). (A perfect correlation between calculated free energies of activation and $\log(k_{\text{rel}})$ was not expected, because the tetrahydropyran model system was used for the calculations.) BzOH , ClAcOH and Cl_3AcOH underwent elimination in preference to PivOH , with the magnitude of the effect increasing in the order **1b** < **1c** < **1d** as anticipated based on the computational results. Likewise, TsOH underwent elimination significantly faster than PivOH (**2** : **3e** > 20 : 1). Conversions were low ($\sim 5\%$) for the reactions of benzoate **1b** and tosylate **1e**, perhaps due to inhibition of the photocatalyst by the reaction byproducts; nonetheless, the relative concentrations of products **2** and **3** could be assessed reliably by ^1H NMR spectroscopy. For substrate **1d**, competitive migration of the Cl_3Ac group to the 2-position was observed. The results indicate that considerable variation of the rate of HAT-induced elimination from diol derivatives can be achieved by changing the acyl substituent. The ClAc substituent appears to offer a useful balance of reactivity towards elimination and stability towards intramolecular acyl transfer.

Conclusions

In summary, a computational investigation of the mechanism of expulsion of carboxylic acids from α -hydroxy- β -acyloxy radicals in a pyranoside model system has been conducted. Concerted elimination through a seven-membered, intramolecular hydrogen bonded transition state is the lowest-energy pathway, consistent with earlier findings from Giese's group. Due to charge separation in the transition state, the introduction of electron-withdrawing carboxyl substituents, or the replacement of carboxylate for sulfonate, has an accelerating effect. This trend is apparent from the results of intramolecular competition experiments using unsymmetrical glycerol derivatives. To apply these findings to redox isomerizations of carbohydrate derivatives, the effect of the acyl substituent on the rate and selectivity of HAT, as well as its ease of installation and stability towards migration must be taken into account; efforts along this line are underway.

Conflicts of interest

There are no conflicts to declare.

Table 2 Intramolecular competition experiments to assess relative rates of elimination of carboxylate and sulfonate groups from 2-glyceryl radicals^a

Entry	Substrate	Product ratio (2 : 3a–e) ^b
1	1a	1.1 : 1
2	1b	1.7 : 1
3	1c	5.4 : 1
4	1d	>20 : 1
5	1e	>20 : 1

^a Substrate (0.1 mmol), tetra-*n*-butylammonium decatungstate (TBADT, 5 mol%), acetonitrile ($[\text{substrate}]_0 = 0.125 \text{ M}$), 32 W UV LED, rt, 24 h.
^b Ratios determined by ^1H NMR spectroscopic analysis of unpurified reaction mixtures.



Acknowledgements

This work was supported by NSERC, the Canada Foundation for Innovation and the Province of Ontario. The authors thank the Leibniz-Rechenzentrum (LRZ) for generous allocation of computational resources.

References

- (a) A. L. J. Beckwith, D. Crich, P. J. Duggan and Q. Yao, *Chem. Rev.*, 1997, **97**, 3273–3312; (b) D. Crich, F. Brebion and D.-H. Suk, *Top. Curr. Chem.*, 2006, **263**, 1–38; (c) B. Matsuo, A. Granados, J. Majhi, M. Sharique, G. Levitre and G. A. Molander, *ACS Org. Inorg. Au*, 2022, **2**, 435–454.
- (a) B. Giese, X. Beyrich-Graf, P. Erdmann, M. Petretta and U. Schwitter, *Chem. Biol.*, 1995, **2**, 367–375; (b) J. Stubbe and W. A. van der Donk, *Chem. Biol.*, 1995, **2**, 793–801; (c) J. C. Walton, *Chem. Soc. Rev.*, 2021, **50**, 7496–7512.
- B. Giese, K. S. Gröninger, T. Witzel, H.-G. Korth and R. Sustmann, *Angew. Chem., Int. Ed. Engl.*, 1987, **26**, 233–234.
- (a) G. Zhao, W. Yao, M. N. Mauro and M.-Y. Ngai, *J. Am. Chem. Soc.*, 2021, **143**, 1728–1734; (b) G. Zhao, W. Yao, I. Kevlishvili, J. N. Mauro, P. Liu and M.-Y. Ngai, *J. Am. Chem. Soc.*, 2021, **143**, 8590–8596.
- (a) G. Koltzenburg, G. Behrens and D. Schulte-Frohlinde, *J. Am. Chem. Soc.*, 1982, **104**, 7311–7312; (b) M. Newcomb, J. H. Horner, P. O. Whitted, D. Crich, X. Huang, Q. Yao and H. Zipse, *J. Am. Chem. Soc.*, 1999, **121**, 10685–10694; (c) M. Newcomb, N. Miranda, X. Huang and D. Crich, *J. Am. Chem. Soc.*, 2000, **122**, 6128–6129; (d) J. H. Horner, L. Bagnol and M. Newcomb, *J. Am. Chem. Soc.*, 2004, **126**, 14979–14987.
- (a) L. R. C. Barclay, J. Luszyk and K. U. Ingold, *J. Am. Chem. Soc.*, 1984, **106**, 1793–1796; (b) A. L. J. Beckwith and P. J. Duggan, *J. Chem. Soc., Chem. Commun.*, 1988, 1000–1002; (c) H.-G. Korth, R. Sustmann, K. S. Gröninger, M. Leisung and B. Giese, *J. Org. Chem.*, 1988, **53**, 4364–4369; (d) A. L. J. Beckwith and P. J. Duggan, *J. Chem. Soc., Perkin Trans. 2*, 1992, 1777–1783; (e) D. Crich, Q. Yao and G. F. Filzen, *J. Am. Chem. Soc.*, 1995, **117**, 11455–11470; (f) D. Crich and G. F. Filzen, *J. Org. Chem.*, 1995, **60**, 4834–4837; (g) M. E. Jung and Y. Xu, *Org. Lett.*, 1999, **1**, 1517–1519; (h) S.-Y. Choi, D. Crich, J. H. Horner, X. Huang, M. Newcomb and P. O. Whitted, *Tetrahedron*, 1999, **55**, 3317–3326; (i) D. Crich and D.-H. Suk, *Can. J. Chem.*, 2004, **82**, 75–79; (j) C. H. Witt and K. A. Woerpel, *J. Org. Chem.*, 2023, **88**, 12802–12807.
- (a) S. Saebo, A. L. J. Beckwith and L. Radom, *J. Am. Chem. Soc.*, 1984, **106**(18), 5119–5122; (b) H. Zipse, *J. Am. Chem. Soc.*, 1997, **119**, 1087–1093; (c) H. Zipse and M. Bootz, *J. Chem. Soc., Perkin Trans. 2*, 2001, 1566–1572.
- H. Zipse, *Adv. Phys. Org. Chem.*, 2003, **38**, 111–130.
- (a) V. Dimakos, D. Gorelik, H. Y. Su, G. E. Garrett, G. Hughes, H. Shibayama and M. S. Taylor, *Chem. Sci.*, 2020, **11**, 1531–1537; (b) Y. Masuda, H. Tsuda and M. Murakami, *Angew. Chem., Int. Ed.*, 2020, **59**, 2755–2759; (c) H. M. Carder, C. E. Suh and A. E. Wendlandt, *J. Am. Chem. Soc.*, 2021, **143**, 13798–13805.
- J. A. Turner, N. Rosano, D. J. Gorelik and M. S. Taylor, *ACS Catal.*, 2021, **11**, 11171–11179.
- R. Lenz and B. Giese, *J. Am. Chem. Soc.*, 1997, **119**, 2784–2794.
- S. N. Müller, R. Batra, M. Senn, B. Giese, M. Kisel and O. Shadyro, *J. Am. Chem. Soc.*, 1997, **119**, 2795–2803.
- (a) M. J. Robins, Z. Guo and S. F. Wnuk, *J. Am. Chem. Soc.*, 1997, **119**, 3637–3638; (b) M. J. Robins, Z. Guo, M. C. Samano and S. F. Wnuk, *J. Am. Chem. Soc.*, 1998, **121**, 1425–1433.
- (a) Y. Zhao and D. G. Truhlar, *Theor. Chem. Acc.*, 2008, **120**, 215–241; (b) F. Weigend and R. Ahlrichs, *Phys. Chem. Chem. Phys.*, 2005, **7**, 3297–3305; (c) M. J. Frisch, *et al.*, *Gaussian 16, Revision C.01*, Gaussian, Inc., Wallingford, CT, 2016.
- (a) E. Taxil, L. Bagnol, J. H. Horner and M. Newcomb, *Org. Lett.*, 2003, **5**, 827–830; (b) S. F. Lancelot, F. L. Cozens and N. P. Schepp, *Org. Biomol. Chem.*, 2003, **1**, 1972–1979.
- B. Giese, X. Beyrich-Graf, J. Burger, C. Kesselheim, M. Senn and T. Schäfer, *Angew. Chem., Int. Ed. Engl.*, 1993, **32**, 1742–1744.

