




Cite this: *EES Catal.*, 2023,  
1, 665

## Advanced dual-atom catalysts for efficient oxygen evolution reaction

Xiaobo Zheng, Jiarui Yang and Dingsheng Wang \*

Single-atom site catalysts (SACs) are widely used in various catalytic reactions because of their high atom utilization, mass activity, and selectivity. However, they have limitations in catalyzing multi-electron reactions due to their inherent mono-metal center feature. In recent years, dual-atom catalysts (DACs) have received substantial attention as they not only inherit the merits of SACs but also overcome their shortcomings. Therefore, this perspective aims to outline recent developments in DACs and deepen our understanding of the synergistic interactions between dual metal sites. The perspective begins by introducing efficient fabrication strategies for DACs, followed by depicting state-of-the-art characterization techniques. Exciting advances of DACs in the oxygen evolution reaction (OER) and their applications in powdered rechargeable battery devices are also discussed. Finally, some critical challenges of DACs are outlined, and futuristic perspectives are presented to enhance their feasibility in sustainable energy.

Received 4th March 2023,  
Accepted 15th May 2023

DOI: 10.1039/d3ey00050h

[rsc.li/eescatalysis](https://rsc.li/eescatalysis)

### Broader context

Atomically dispersed metal catalysts with well-defined structures have emerged as a new research frontier in heterogeneous catalysis due to their high atomic utilization efficiency, activity, and selectivity. Dual-atom catalysts (DACs), as an extension of single-atom catalysts (SACs), possess more possibility to optimize the bonding mode and circumvent the scaling relationships due to the more accessible active sites and the consequent synergistic interactions. In this perspective, we discuss the latest intriguing advancements of DACs from controllable synthesis strategies, to the characterization tools and the electrocatalytic applications in the OER and OER-driven energy devices. We also propose technical routes to the rational design of versatile DACs, which are expected to be implemented in energy-related applications.

## 1. Introduction

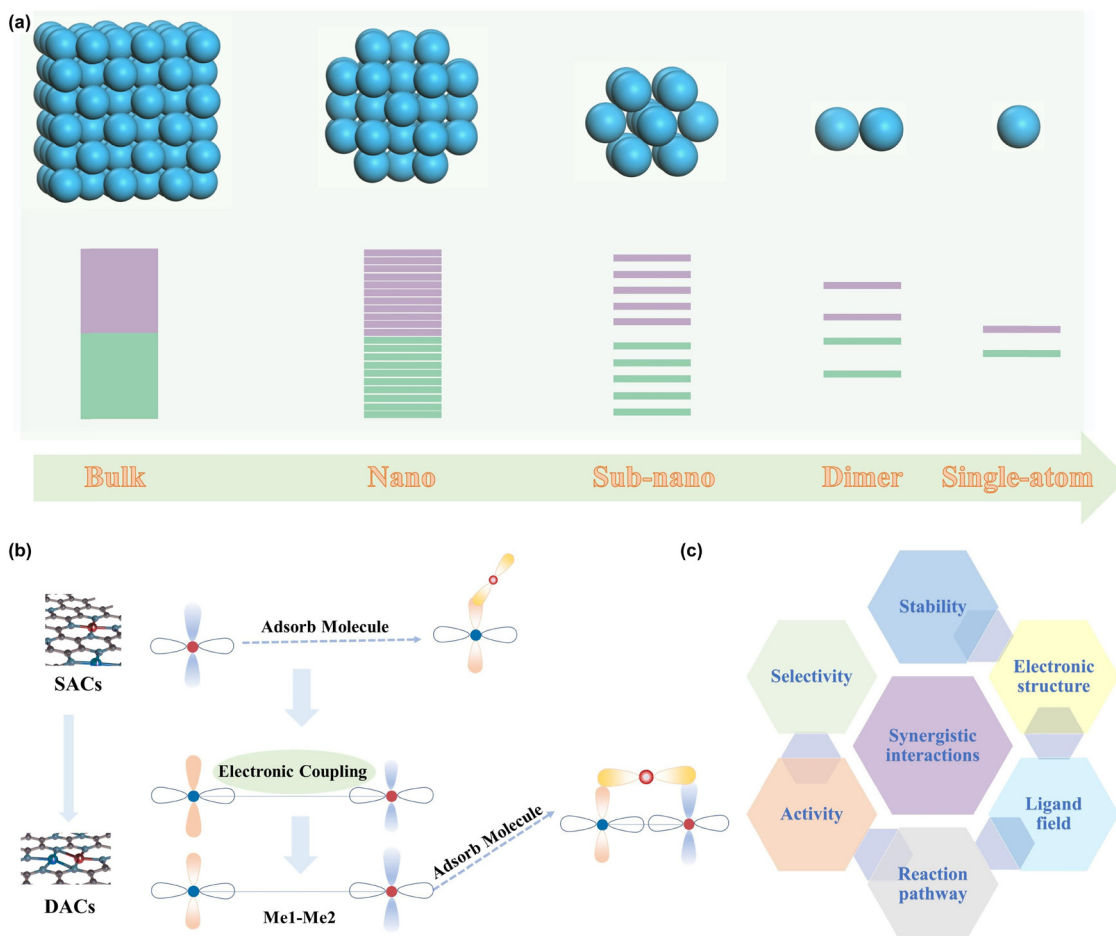
Catalysis plays a paramount role in driving the development of our modern life, and has been applied to various fields such as the synthesis of fine chemicals, and pharmaceuticals, the production of fuels, and the conversion of renewable energy sources.<sup>1–6</sup> Renewable energy storage and conversion technologies, in particular, offer a promising solution to address the pressing issues of the energy crisis, environmental concerns, and the greenhouse effect.<sup>7–14</sup> The number of active sites and the intrinsic activity of each active site are well-known as the main factors determining the catalytic performance of a catalyst.<sup>15</sup> Therefore, downsizing the catalyst is an effective way to enhance the number of exposed active sites, which not only could increase the catalytic activity but also reduce the cost significantly.<sup>16–20</sup> Interestingly, the catalytic behaviors of the catalyst alter dramatically by reducing the size from bulk to

nanoparticles, to nanocluster and even to single metal sites (Fig. 1a).<sup>21–23</sup> It can be inferred that decreasing the size can also induce the alteration of the electronic structure owing to the changed structure and coordination configurations of the active sites.<sup>24,25</sup> This effect is particularly noticeable when the size of the catalyst is below 1 nm, which offers the substantial possibility to tailor the electronic structure and the resulting catalytic activity and selectivity.<sup>26</sup> As a result, atomically dispersed metal catalysts (ADMCS) have achieved considerable insights due to the high atom utilization, activity, and selectivity, and therefore have emerged as a new interest frontier.<sup>27–32</sup> As one of the most prestigious representatives, single-atom site catalysts (SACs) have been widely used in a variety of catalytic fields, such as batteries,<sup>33,34</sup> electrocatalysis,<sup>35–38</sup> thermocatalysis,<sup>39,40</sup> photocatalysis,<sup>41</sup> and environmental protection,<sup>42</sup> and have achieved great success.<sup>43–51</sup>

Although SACs have demonstrated many exciting advances in various catalytic reactions, such as the hydrogen evolution reaction (HER),<sup>52–54</sup> oxygen reduction reaction (ORR),<sup>55</sup> and chlorine evolution reaction (CER),<sup>56</sup> they also show obvious

Department of Chemistry, Tsinghua University, Beijing 100084, China.  
E-mail: [wangdingsheng@mail.tsinghua.edu.cn](mailto:wangdingsheng@mail.tsinghua.edu.cn)





**Fig. 1** (a) Representative geometric and electronic structure for bulk metal, nanoparticle, cluster, dimer, and single-atom. (b) The electronic coupling interactions of DACs in tailoring the binding mode. (c) The synergistic interactions of DACs on the electronic structure, ligand field, reaction pathway, activity, selectivity, and stability.

limitations in catalyzing some complex reactions with multiple intermediates due to their single metal-center.<sup>57,58</sup> Therefore, the rational design of advanced ADMCs with much more active centers to provide sufficient adsorption sites for multiple reaction intermediates can be an effective strategy to overcome the weakness of SACs.<sup>59</sup> As a consequence, dual-atom catalysts (DACs) featuring two active centers have recently become an energetic research frontier in the field of heterogeneous catalysis.<sup>60,61</sup> Due to the synergistic effects between neighboring catalytically active sites, DACs offer significantly greater opportunities to catalyze multi-electron step reactions with diverse reaction products. The electronic coupling between adjacent atoms could optimize their binding mode toward different adsorbates, resulting in substantially reduced energy barriers and accelerated reaction kinetics (Fig. 1b).<sup>62,63</sup> Additionally, synergistic interactions of DACs enable tuning the d-band center of active centers and circumvent the scaling relationships, offering more flexibility to tailor the catalytic performance.<sup>64–66</sup> Therefore, synergistic effects endow the DACs with the accessibility of the modulation of the electronic structure, ligand field, reaction pathway, activity, selectivity, and stability (Fig. 1c). Due to these fantastic factors,

DACs have attached great advances in many electrocatalytic reactions, such as the oxygen evolution reaction (OER),<sup>67–71</sup> oxygen reduction reaction (ORR),<sup>72–78</sup> carbon dioxide reduction (CO<sub>2</sub>RR),<sup>79–83</sup> and HER.<sup>84–89</sup> However, the inherent high-oxidation characteristic of the OER imposes stricter requirements on DACs, particularly in terms of stability issues. Therefore, a comprehensive perspective on the scientific breakthroughs of DACs applicable to the OER is of paramount significance to related renewable energy technologies.

This perspective briefly summarizes the exciting progress of DACs in the OER, emphasizing the fundamental aspects of the synergistic interactions between neighboring metal atoms, with the aim of providing a useful guideline for the rational design and application of DACs (Fig. 2). First, a brief discussion of the fabrication strategy, with a special focus on the pyrolysis method, is provided. Next, the state-of-the-art characterization techniques for DACs are discussed, along with the latest theoretical insights for a better understanding of the underlying structure–performance relationships. Subsequently, the recent developments of DACs in the OER and OER-driven energy devices, such as Zn/Al–air batteries (ZABs) and Zn–CO<sub>2</sub>



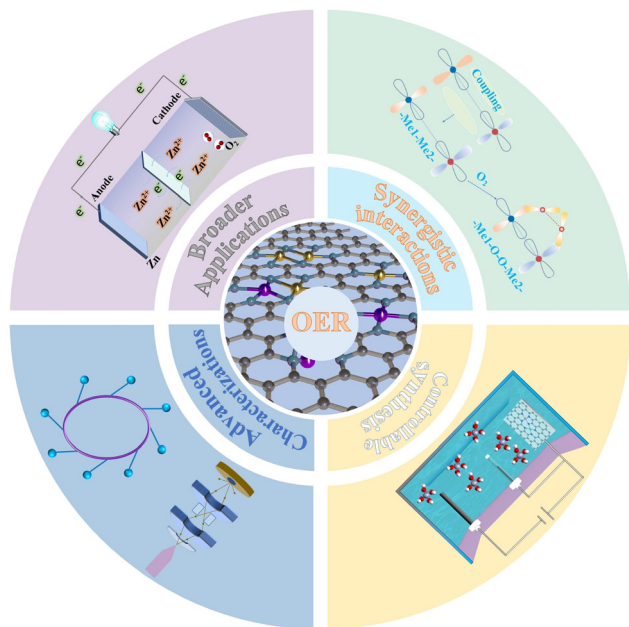


Fig. 2 Schematic view of topics covered in this perspective for the advancement of DACs in the oxygen evolution reaction.

batteries, are presented. Finally, the remaining challenges and future perspectives of DACs in the OER are outlined to provide possible guidelines for the development of DACs. We anticipate that this perspective could inspire more efforts in the construction of advanced DACs for the OER and other catalytic reactions.

## 2. Construction strategies of DACs

Similar to the SACs, many synthesis methods such as pyrolysis,<sup>90–92</sup> the wet chemical method,<sup>93,94</sup> atomic layer deposition,<sup>95,96</sup> electrochemical deposition,<sup>97,98</sup> and photochemical deposition,<sup>99,100</sup> have been developed to fabricate DACs. Among them, pyrolysis has been considered one of the most universal methods for the rational construction of DACs, especially for carbon-supported DACs. It can be realized by the pyrolysis process of organic substances encapsulated with metal precursors in an inert atmosphere. In this section, some representative DACs are listed to show the universality of pyrolysis in fabricating various ADMCs.

Li and coworkers have developed a series of SACs and DACs by the pyrolysis synthesis strategy.<sup>101,102</sup> For example, they reported a 2D N-doped carbon nanosheet-supported Fe–Mn dual site catalyst (FeMn–NC DAC) using a molten salt-assisted pyrolysis method (Fig. 3a).<sup>103</sup> They encapsulated the Fe(acac)<sub>3</sub> into Zn-based zeolitic imidazolate frameworks (ZIF-8) to form an Fe/ZIF-8 composite and then Mn ions were trapped by Fe/ZIF-8 by the chelation of glucose–melamine. The mixture composed of Fe/ZIF-8@Mn/GM and KCl/ZnCl<sub>2</sub> was subjected to a pyrolysis process at 900 °C for 2 h under an N<sub>2</sub> environment to obtain the final FeMn–NC DAC. Bu *et al.* reported a “pre-constrained metal twins” strategy to synthesize the N-doped carbon-supported Fe–Co dual-atom catalyst (FeCo–NC DAC) (Fig. 3b).<sup>104</sup> They fabricated the bimetallic phthalocyanine macromolecules (FeCoPc) as the structural moiety and encapsulated them in ZIF-8 followed by a high-temperature pyrolysis process to produce FeCo–NC DAC. Except for the ZIF-8,

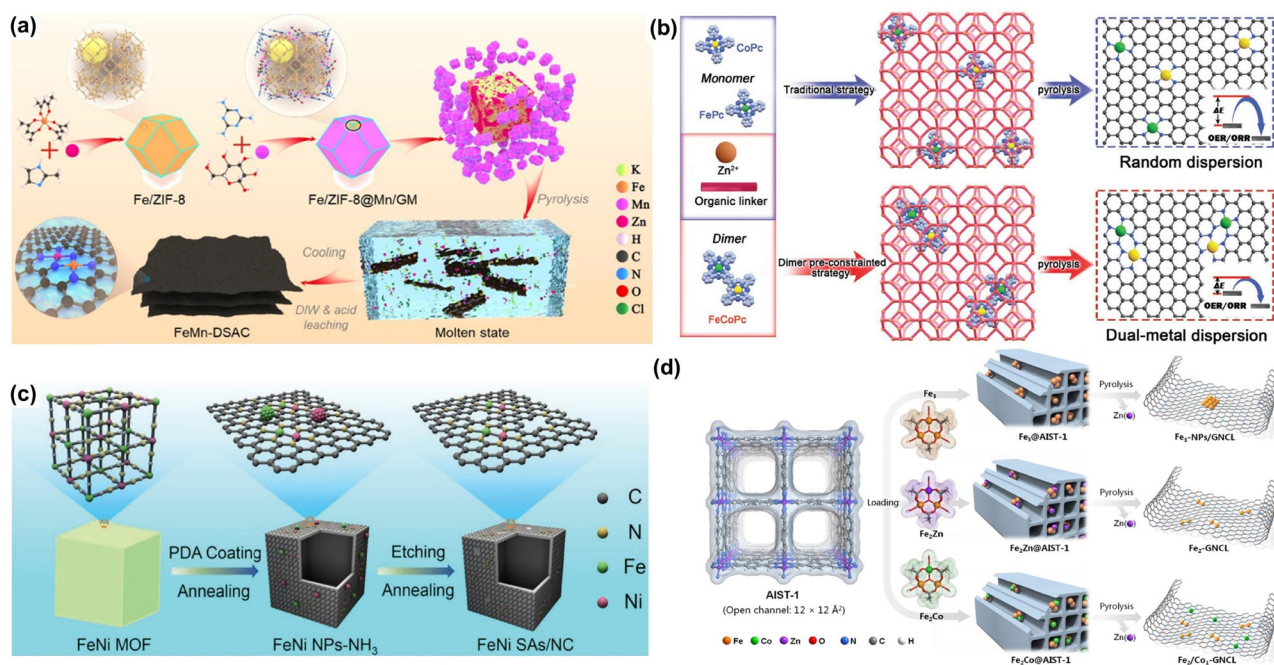


Fig. 3 Representative pyrolysis synthesis methods of DACs. (a) Schematic illustration of the synthetic procedure of FeMn-DACs. Reprinted with permission.<sup>103</sup> Copyright 2022 Wiley-VCH GmbH. (b) Pre-constrained metal twins strategy for fabricating FeCo/NC DACs. Reprinted with permission.<sup>104</sup> Copyright 2022 Wiley-VCH GmbH. (c) Illustration scheme of FeNi/NC DACs. Reprinted with permission.<sup>105</sup> Copyright 2021 Wiley-VCH GmbH. (d) Heteroatom modulator approach for fabricating Fe<sub>2</sub>-GNCL DACs. Reprinted with permission.<sup>106</sup> Copyright 2020 Wiley-VCH GmbH.



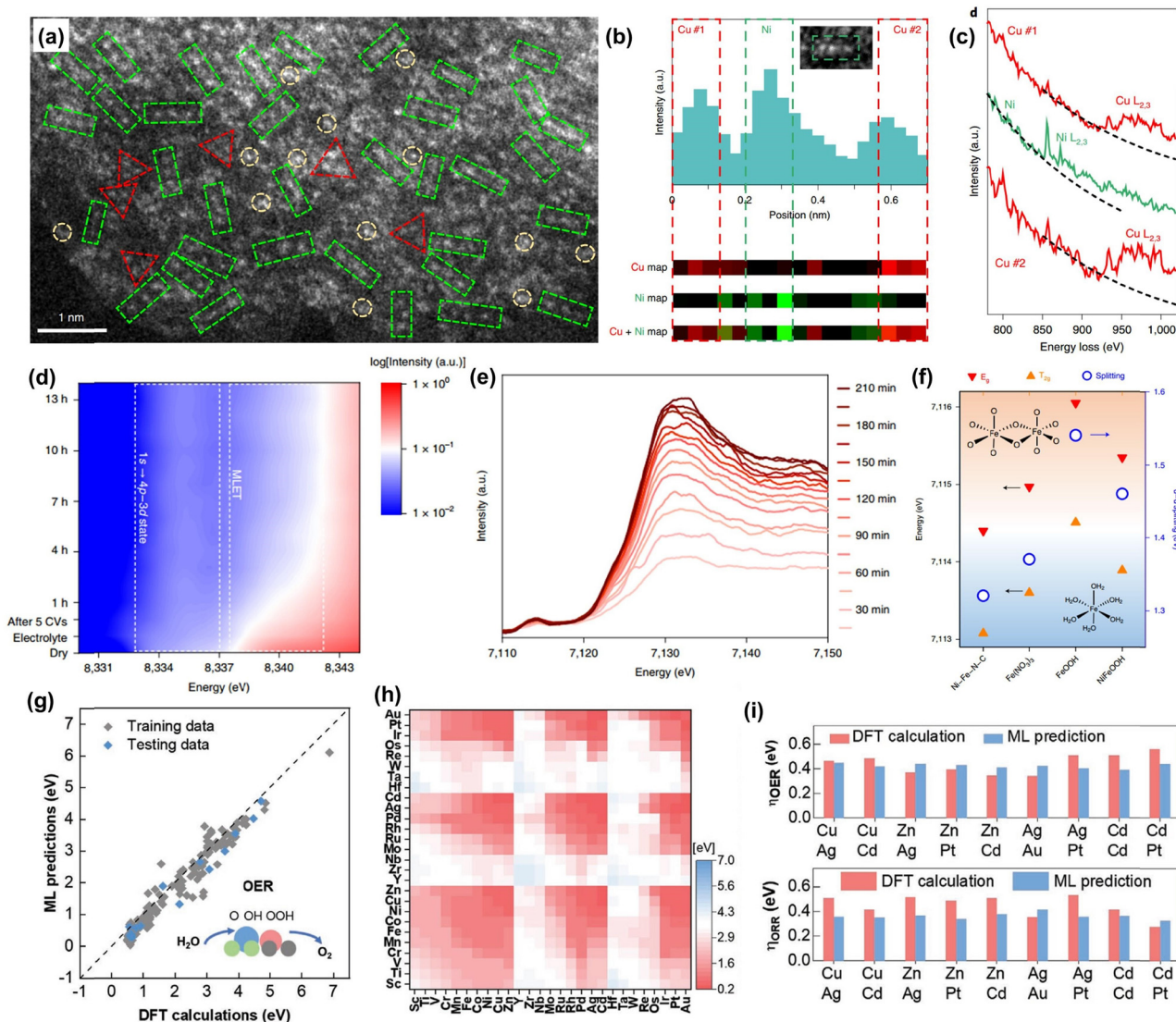


Fig. 4 Advanced characterizations for DACs. (a) HAADF-STEM image of  $\text{Ni}_1\text{Cu}_2/\text{g-C}_3\text{N}_4$ . (b) Intensity profile and atomic-resolution EELS elemental mapping of a linear trimer indicated in the inset. (c) Atomic-resolution EELS spectra conducted at the corresponding positions in (b). Reprinted with permission.<sup>110</sup> Copyright 2021 Springer Nature Publishing Group. (d) *Operando* Ni K-edge HERFD-XAS of NiFe-NC. (e) *Operando* Fe K-edge HERFD-XAS of NiFe-NC at different activation times. (f) Energy levels of  $E_g$  and  $T_{2g}$ , and the ligand field splitting energy in different catalysts. Reprinted with permission.<sup>67</sup> Copyright 2022 Springer Nature Publishing Group. (g) DFT calculated OER overpotentials versus the results from the ML model on the training and testing subsets. (h) ML predicted OER overpotentials. (i) Comparison of (top) the OER overpotential and (bottom) ORR overpotential of nine kinds of best DACs. Reprinted with permission.<sup>112</sup> Copyright 2022 Wiley-VCH GmbH.

pyrolyzing metal-organic frameworks (MOFs)/metal precursor composites is also an effective way to fabricate DACs. Peng and co-workers reported an N-doped carbon Fe-Ni dual-site catalyst (FeNi-NC DAC) as a bifunctional catalyst for the OER and ORR (Fig. 3c).<sup>105</sup> The FeNi-NC DAC was synthesized by pyrolyzing polydopamine (PDA) coated FeNi MOFs under  $\text{NH}_3$  followed by acid etching and a second annealing procedure. The obtained bifunctional FeNi-NC DAC shows great excellent performance in flexible quasi-solid-state Zn/Al-air batteries. Also, Xu *et al.* prepared a unique MOF with ordered aromatic ring arrays to load different trinuclear complexes, and then the obtained composite was then annealed at 1000 °C in Ar gas to produce the final DACs (Fig. 4d).<sup>106</sup>

The pyrolysis strategy is highly useful in producing ADMCs with good conductivity, high specific surface area, and stability. Structurally well-defined metal precursors with precise nuclearity and organic supports are the critical factors during the synthesis process. Consequently, they should be precisely devised at the atomic level during the rational design of DACs using the pyrolysis strategy. However, it should be noted that it does appear challenging to obtain DACs in the absence of SACs, as previous research has shown. As a result, both single and dual metal active centers coexist, and their synergistic interactions could lead to the emergence of novel electronic properties that activate specific intermediates or optimize the bonding mode in tandem reaction steps, ultimately reducing the energy barrier of the reaction.



### 3. Advanced characterizations and theoretical insights

The identification of the geometric and electronic structure of the active metal centers of atomic catalysts plays a vital role in revealing the underlying structure–performance relationships.<sup>107</sup> Aberration-corrected scanning transmission electron microscopy (AC-STEM) and X-ray absorption spectroscopy (XAS) are two of the most important characterization techniques for identifying the presence of single-metal sites, their corresponding ligand fields, and electronic properties in atomic catalysts. Furthermore, theoretical simulations, high-throughput computational calculations, and machine learning (ML) techniques have become increasingly valuable in exploring catalytic mechanisms and prescreening catalysts. In this context, we will provide a brief overview of their significance in characterizing DACs with the help of some representative examples.

High-angle annular dark-field scanning transmission electron microscopy (HAADF-STEM) is a powerful technique to identify the presence of single metal atom species and discern the coordination configurations of active centers.<sup>108,109</sup> The dual metal atoms can be usually observed by the nearest brighter pair spots in the DACs, especially for the carbon-based DACs. This is usually regarded as one kind of evidence to prove the presence of a dimeric metal structural motif. However, HAADF-STEM has obvious limitations in identifying the metal species, especially for those of adjacent atomic numbers, where the contrast of atoms is close and therefore it is unlikely to distinguish them directly. As a result, the STEM equipped with electron energy loss spectroscopy (EELS) shows great capability in differentiating the elements of adjacent atomic numbers, which can be a critical technique in characterizing atomic catalysts. Due to the specific characteristic peak of different metal species, they can be easily distinguished by the energy position difference in the EELS spectrum. Lu *et al.* applied the EELS elemental mapping and spectrum techniques to assist in the identification of Ni and Cu atoms and their structural configurations in a Ni<sub>1</sub>Cu<sub>2</sub> trimer anchored C<sub>3</sub>N<sub>4</sub> catalyst. (Fig. 4a–c).<sup>110</sup> In addition, the EELS technique can provide electronic and coordination structure information of metal species, and hence the STEM coupled with EELS will play a vital role in characterizing DACs.

In addition, the X-ray absorption spectroscopy (XAS) technique is usually used to discern the electronic and ligand properties of ADMCs. The XAS technique mainly includes X-ray absorption near edge structure (XANES) and extended X-ray adsorption fine structure (EXAFS), which could provide the chemical states and local coordination environment information of metal centers, respectively.<sup>40,111</sup> Different from SACs, there is usually an exclusive peak that appeared after the main peak in the first shell in the Fourier transform (FT)-EXAFS spectrum of DACs, which can be attributed to the contribution of adjacent metal atoms. Therefore, the Fourier transform (FT)-EXAFS technique has been applied to identify the presence of a dimeric metal moiety. Also, it should be noted that wavelet transform (WT)-EXAFS can be an important complementary approach to confirm the existence of metal–metal scattering.

It should be mentioned that the *operando* XAS technique plays an increasing role in deciphering the dynamic catalytic mechanisms.<sup>113,114</sup> The chemical valence states and coordination environment evolution of the metal center can be tracked during the catalytic process by conducting XAS analysis.<sup>115</sup> Hu and co-workers reported a universal strategy to synthesize double-atom catalysts from their SAC precursors by *in situ* electrochemical deposition.<sup>67</sup> They conducted an *operando* XAS experiment and analysis to confirm the successful synthesis of NiFe–NC DAC and the mass loading of Fe atoms. Also, the dynamic oxidation states and coordination environment of Ni and Fe dimer were monitored during the catalytic process (Fig. 4d–f).

Theoretical calculations have been regarded as a highly useful tool to discern the underlying catalytic mechanism and reaction pathways.<sup>116,117</sup> Atomically precise theoretical simulations of DACs could offer significant insights into the possible elementary kinetic steps and activation energetics. In addition, the electronic properties of metal centers in DACs, involving d-band center, orbital filling, and surface charge distribution, can be discerned at the atomic level.<sup>21</sup> For example, Qiu and co-workers conducted DFT calculations to screen the optimized oxygen electrocatalysts M<sub>1</sub>M<sub>2</sub>–NC (M = Fe, Co, and Ni) by examining the adsorption energy, electronic properties, and synergistic effects.<sup>118</sup> It was found that FeCo–NC DAC can be the best bifunctional electrocatalyst due to the synergistic interaction between Fe and Co to enhance their OER and ORR activity. It should be worth noting that DFT calculations could provide valuable information in deciphering the synergistic effects between different metal atoms in the DACs. Through carefully examining these factors such as *e<sub>g</sub>* filling, spin state, charge difference and electronegativity, the origin of the synergistic effects of DACs can be revealed.

In addition, it should be mentioned that high-throughput calculations and machine-learning techniques have recently emerged as an energetic research frontier in the field of DACs.<sup>112,119</sup> They have been widely exploited for catalyst prescreening and discovery without a considerable trial-and-error process. For instance, Li *et al.* reported a data-driven high-throughput design strategy to screen optimized OER/ORR catalysts from 16767 DACs (Fig. 4g–i).<sup>112</sup> Using topological information-based machine-learning (ML) algorithms, they were able to screen 511 kinds of good OER DACs and 248 excellent bifunctional DACs. Importantly, this high-throughput method not only ensures outstanding prediction accuracy but also significantly reduces the catalyst screening time when compared with DFT calculations and experimental trial-and-error. This highlights the great potential of these techniques in accelerating the rational design of highly efficient and durable DACs.

### 4. Application in the OER-driven battery devices

DACs have emerged as highly promising catalysts for electrocatalytic reactions, including the HER, OER, CO<sub>2</sub>RR, and ORR. These catalysts exhibit remarkable activity, high selectivity, and



outstanding durability due to the presence of dual metal sites and the resulting synergistic effects. Among these electrocatalytic reactions, the OER is particularly significant as it plays a paramount role in enhancing the energy usage efficiency of renewable energy technologies, such as water catalysis and metal-air battery devices.<sup>120–126</sup> Considerable research works have verified the superiority of DACs in driving the OER with excellent activity and stability as well as high selectivity by enhancing the sluggish reaction kinetics and decoupling the inherent scaling relationships. Therefore, we will outline the recent exciting development of DACs in the OER and its powered renewable battery devices. In addition, Table 1 offers a summary of the OER performance of different DACs.

It is found that DACs exhibit much higher OER activity than SACs due to the presence of dual metal sites. For instance, previous works have confirmed that N-doped carbon-supported DACs such as IrCo-NC, FePt-NC, and FeCo-NC deliver much lower overpotential than their SAC counterparts. However, they suffer from long-term stability issues and unsatisfactory activity during the OER process, especially under high potential due to the inevitable carbon corrosion. Therefore, developing efficient DACs with good corrosion-resistance capability in an oxidative environment is highly desired and urgent.<sup>108</sup> Previous studies have demonstrated that some non-carbon-supported DACs not only exhibit intriguing OER activity but also outstanding long-term durability. Thomas and co-workers reported a highly efficient DAC for the OER comprised of WC<sub>x</sub> nanocrystalline-supported

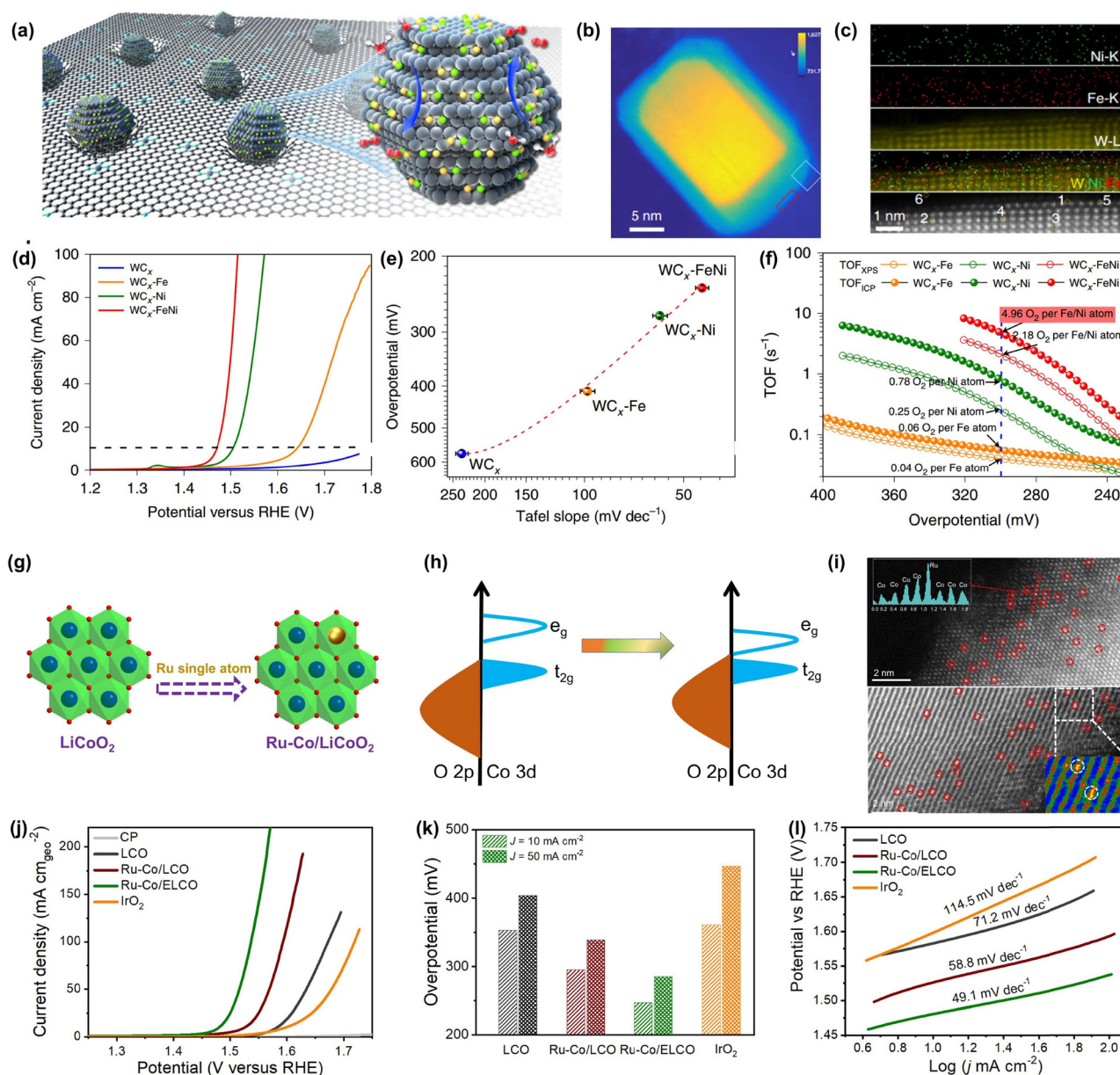
bi-atomic Fe-Ni metal sites (Fig. 5a).<sup>131</sup> Microscopic and spectroscopic characterizations verified the presence of Fe/Ni atoms on the surface of the WC<sub>x</sub> support (Fig. 5b and c). Benefiting from its unique structure, the FeNi-WC<sub>x</sub> DAC showed an overpotential of only 237 mV to reach 10 mA cm<sup>-2</sup>, which is much lower than that of Fe-WC<sub>x</sub> and Ni-WC<sub>x</sub> SACs (Fig. 5e and f). Meanwhile, the FeNi-WC<sub>x</sub> DAC could deliver a high turnover frequency value of 4.96 s<sup>-1</sup> at the overpotential of 300 mV and remarkable durability with 1000 h of operation (Fig. 5g). Similarly, Li *et al.* proposed a single-site cation coordination modulation strategy and established a Ru-Co pair-site catalyst by a single Ru atom substituting Co in LiCoO<sub>2</sub> (Fig. 5g).<sup>130</sup> Microscopic and spectroscopic characterizations demonstrated the presence of Ru-Co metal sites and their strong electronic interactions (Fig. 5h and i). Due to the strong electronic coupling between Ru and Co metal sites, the obtained Ru-Co/ELCO DAC showed superior OER activity with only 247 mV at 10 mA cm<sup>-2</sup>, 114 mV smaller than the benchmark of IrO<sub>2</sub>, and accelerated OER kinetics as well as excellent durability (Fig. 5j-l). Moreover, it displayed good long-term cycling stability in a Zn-air battery. Although there are already some works regarding non-carbon-supported DACs for the OER, the demand for versatile DACs still calls for more endeavors.

The presence of diatomic metal sites endows the catalyst with more possibility to alter the binding mode to diverse intermediates and the resulting binding strength, which enables the DACs to show multifunctionality in driving various reactions.<sup>115</sup>

Table 1 Summary of the OER performance of DACs

Catalyst	Support	Overpotential@ 10 mA cm <sup>-2</sup> (mV)	Tafel slope (mV dec <sup>-1</sup> )	Metal loading (wt%)	Electrode	Electrolyte	Ref.
NiCo-PNC	PNC	390	117	Co-2.15 Ni-0.68	Glassy carbon	1 M KOH	127
FeNi-NC	NC	~320	40		Carbon-cloth	1 M KOH	67
FePt-NC	NC	310	62	Pt-2.1 Fe-3.75	Glassy carbon	0.1 M KOH	71
NiFe-PCN	PCN	310	38	Ni-15.36 Fe-8.82	Glassy carbon	1 M KOH	128
FeCo-NC	NC	349	99.93	Co-0.98 Fe-0.34	Glassy carbon	0.1 M KOH	69
NiCo-NC	NC	252	49	Ni-0.56 Co-1.04	Carbon paper	1 M KOH	129
FeCo-NC	NC	309	37	Co-1.77 Fe-0.14	Glassy carbon	1 M KOH	97
Ru-Co/ELCO	ELCO	247	49.1		Carbon paper	1 M KOH	130
FeNi-WC <sub>x</sub>	WC <sub>x</sub>	237	44	Ni-0.74 Fe-0.62	Glassy carbon	1 M KOH	131
NiCo-NC	NC	360	72	Ni-0.9 Co-1.59	Glassy carbon	0.1 M KOH	132
FeMn-NC	NC	405	96		Glassy carbon	0.1 M KOH	103
NiFe-GHS	GHS	390	81	Ni-1.9 Fe-3.0	Glassy carbon	0.1 M KOH	133
Fe <sub>2</sub> Co-GNCL	GNCL	350	70	Fe-0.48 Co-0.19	Glassy carbon	1 M KOH	106
FeNi-NC	NC	340	54	Ni-0.33 Fe-0.57	Glassy carbon	1 M KOH	134
FeCo-NC	NC	370	82.7	Co-0.8 Fe-0.76	Glassy carbon	1 M KOH	104
FeNi-NC	NC	270	74	Ni-2.2 Fe-5.3	Glassy carbon	1 M KOH	115
IrCo-NC	NC	330	79	Ir-0.18 Co-1.02	Glassy carbon	0.1 M KOH	68

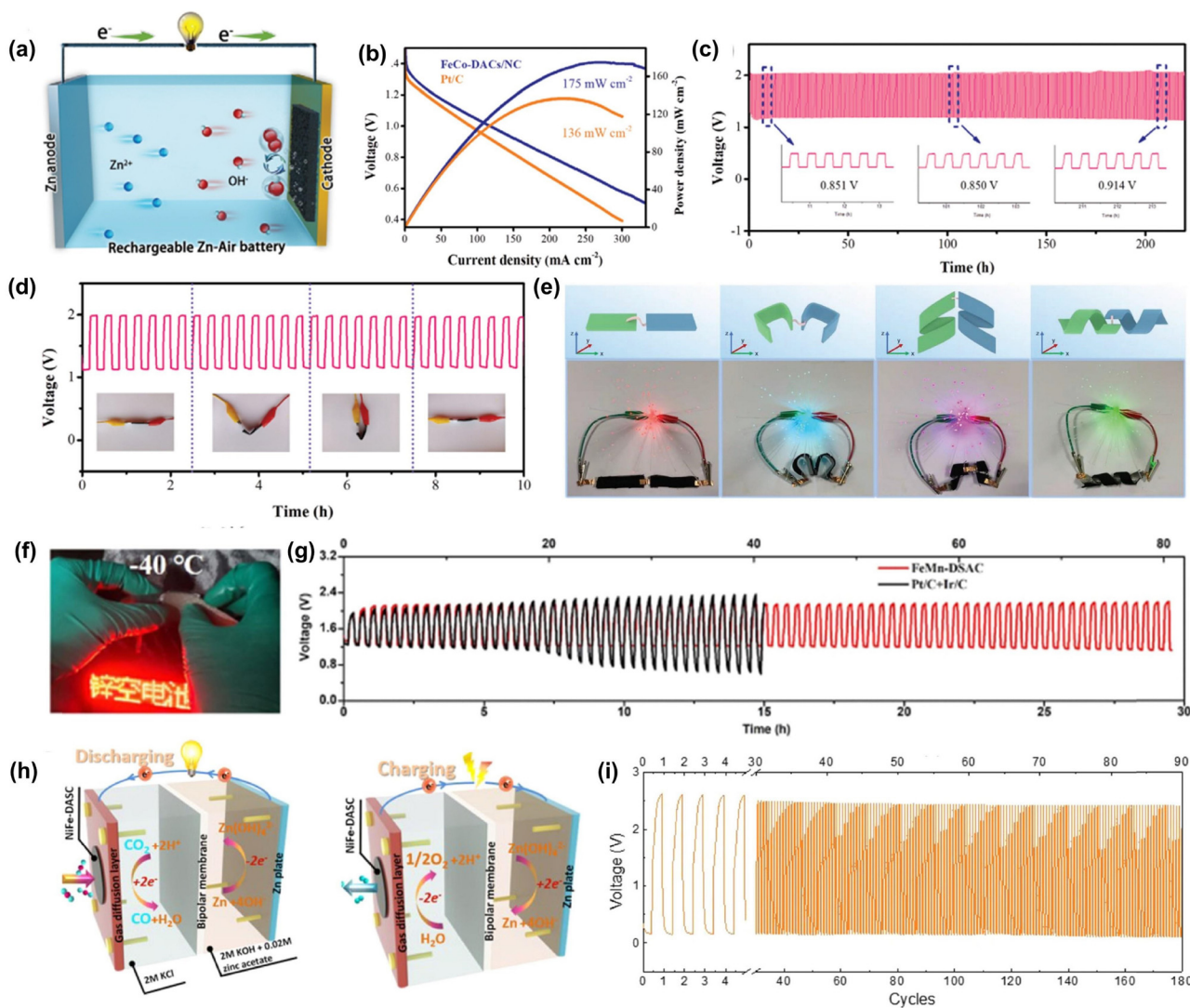




**Fig. 5** Representative DACs for the OER. (a) Schematic illustration of the Fe and Ni atom anchored  $WC_x$  catalyst ( $FeNi-WC_x$ ). (b) HAADF-STEM image of  $WC_x$ . (c) STEM-EDS mapping of  $FeNi-WC_x$ . (d) LSV curves of  $FeNi-WC_x$  and the corresponding counterparts. (e) The overpotential and Tafel slopes. (f) TOFs of  $FeNi-WC_x$  and the corresponding counterparts at different overpotentials. Reprinted with permission.<sup>131</sup> Copyright 2021 Springer Nature Publishing Group. (g) Schematic illustration of  $Ru-Co/LCO$  SAC. (h) Qualitative one electron energy diagram of  $Ru-Co/ELCO$ . (i) HAADF-STEM image of  $Ru-Co/ELCO$ . (j) LSV curve of  $Ru-Co/ELCO$  and (k) overpotentials at 10 and 50  $mA\ cm^{-2}$ . (l) Tafel slopes. Reprinted with permission.<sup>130</sup> Copyright 2022 Wiley-VCH GmbH.

This feature is particularly valuable for sustainable renewable energy technologies, such as metal-air batteries, where multifunctional catalysts are highly desired. Interestingly, some DACs have been found to exhibit superior activity for both the OER and ORR, making them a promising catalyst for renewable battery devices.<sup>118,134,135</sup> For instance, Bu and co-workers constructed  $FeCo-NC$  DACs by a “pre-constrained metal twins” strategy, which showed both excellent OER and ORR activity.<sup>104</sup> Inspired by this bifunctionality, a liquid rechargeable ZAB was assembled with  $FeCo-NC$  DAC as an air

cathode, and it displayed high power density ( $175\ mW\ cm^{-2}$ ) and outstanding stability after 240 h of operation, much better than that of ZAB assembled with  $Pt/C$  (Fig. 6a-c). Impressively,  $FeCo-NC$  DAC also delivered excellent flexibility with outstanding anti-deformation performance and durability in an all-solid-state ZAB (Fig. 6d). Similarly, Peng *et al.* prepared a bifunctional (OER/ORR)  $FeNi-NC$  DAC for flexible quasi-solid-state Zn/Al-air batteries.<sup>105</sup> It was found that both Zn/Al-air batteries assembled with  $FeNi-NC$  DAC delivered high peak power densities and specific capacities as well as good stability under deformation



**Fig. 6** The electrocatalytic applications of DACs in the different rechargeable battery devices. (a) Schematic of the aqueous ZAB. (b) Discharge curves and power density of FeCo-DACs/NC ZAB. (c) Galvanostatic stability test of FeCo-DACs/NC ZAB at  $10 \text{ mA cm}^{-2}$ . (d) Galvanostatic stability test of the flexible all-solid-state ZAB assembled with FeCo-DACs/NC. Reprinted with permission.<sup>104</sup> Copyright 2022 Wiley-VCH GmbH. (e) Schematic diagram and digital pictures of LEDs powered by two assembled Al-air batteries in different distortion states. Reprinted with permission.<sup>105</sup> Copyright 2021 Wiley-VCH GmbH. (f) The optical figure of an LED powered by FeMn-DSAC ZAB upon bending at  $-40 \text{ }^\circ\text{C}$ . (g) Galvanostatic cycling stability of FeMn-DSAC ZAB at  $2 \text{ mA cm}^{-2}$  under  $-40 \text{ }^\circ\text{C}$ . Reprinted with permission.<sup>103</sup> Copyright 2022 Wiley-VCH GmbH. (h) Schematic illustration of the Zn- $\text{CO}_2$  battery. (i) Galvanostatic discharge-charge cycling curves of FeNi-NC DAC at the discharge ( $5 \text{ mA cm}^{-2}$ ) and charge ( $2 \text{ mA cm}^{-2}$ ) current density for 180 cycles. Reprinted with permission.<sup>136</sup> Copyright 2021 Springer Nature Publishing Group.

conditions (Fig. 6e), which implies the great potential of DACs in the field of wearable devices. In addition, DACs may have great potential in rechargeable energy devices working under harsh conditions such as ultra-low temperature and high oxidation potential. Li and co-workers designed a FeMn-NC DAC consisting of Fe- $\text{N}_4$  and Fe- $\text{N}_4$  metal sites on N-doped carbon nanosheets for a flexible ZAB.<sup>103</sup> Surprisingly, the assembled ZAB could operate at  $-40 \text{ }^\circ\text{C}$  and showed excellent cycling stability (Fig. 6f and g). Besides, DACs have extended their capability to drive other energy technologies. Chen *et al.* fabricated a FeNi-NC DAC by a pyrolysis method and the obtained catalysts showed both good  $\text{CO}_2\text{RR}$  and OER activity and stability.<sup>136</sup> The Zn- $\text{CO}_2$  battery assembled with FeNi-NC

DAC displayed high faradaic efficiency and superior cycling durability (Fig. 6h and i). Due to the versatility of DACs, it is expected that much more endeavors will be devoted to extending their application in various electrochemical applications.

## 5. Summary and outlook

Highly efficient catalysts are essential for various catalytic reactions and energy-related applications. Despite the success of SACs in various catalytic fields, they still have limitations in catalyzing reactions with multiple intermediates. DACs have recently emerged as a new area of research that not only inherit





the advantages of SACs but also overcome their shortcomings. Due to their more accessible active sites and the synergistic interactions between them, DACs have the potential to optimize bonding modes, overcome scaling relationships, reduce energy barriers, and generate diverse products. In this perspective, we summarize the recent developments in DACs, including controllable synthesis strategies, characterization tools, and electrocatalytic applications in the OER and related energy devices. We introduce the controllable fabrication strategies of DACs, with a special focus on the pyrolysis method. We describe state-of-the-art characterization techniques, including STEM-EELS and *operando* XAS, for identifying DACs and understanding their dynamic catalytic mechanisms. We also discuss DFT calculations, high-throughput calculations, and machine-learning techniques that reveal the origin of synergistic interactions and accelerate the discovery of DACs. Finally, we review recent progress in the OER and related renewable energy devices, highlighting the great potential of DACs for driving various reactions.

Despite some achievements made, there are still enormous scientific and technical challenges in the large-scale application of DACs. First, there is a need to establish universal and scalable fabrication strategies that can be applied to a wide range of DACs. Although various methods exist for synthesizing DACs, each approach has its limitations and cannot serve as a comprehensive solution. Therefore, it is crucial to develop advanced methods that can be broadly applied. Furthermore, the ability to synthesize DACs with precision and at a large scale remains a significant challenge, which hinders their commercialization and widespread use. To address this issue, there is a pressing need for simple and easy-to-implement synthesis methods that can produce atomically precise DACs. This can be achieved by carefully adjusting the metal precursors, host materials, and fabrication methods.

Second, the application of DACs is still limited, especially for OER-driven energy devices. While there are numerous DACs available for the OER, most are designed for alkaline environments and there is a scarcity of research on their performance in acidic conditions. Consequently, there is a need to develop highly effective and durable DACs that can perform exceptionally well and resist corrosion in acidic and oxidative environments. Some reported DACs such as RuCo/NC and FeNi/NC show promising potential for catalyzing the OER in acidic media owing to their chemical stability, which may make them suitable for use in proton-exchange membrane water electrolyzers (PEMWE). In addition, beyond their use in Zn-air batteries, DACs can be deployed in other sustainable energy devices such as Li/Na-O<sub>2</sub>/CO<sub>2</sub> and Li-S batteries to exploit their multifunctionality, driving the rapid development of sustainable energy involving the practical application and fundamental studies.

Third, to enhance the understanding of catalytic mechanisms, it is essential to explore *operando* characterization techniques. Advanced technologies, such as *operando* XAS, Raman, and FTIR, can provide valuable information on identifying catalytically active centers, monitoring dynamic evolution of electronic

and coordination environments, and exploring underlying catalytic mechanisms. Thus, further development of more efficient and sophisticated characterization techniques for DACs is highly desirable. Additionally, high-throughput calculations and machine-learning techniques could significantly aid in the discovery of advanced DACs using universal descriptors. Despite the remaining challenges, we are optimistic that with continued efforts in the field of DACs, significant progress will be made.

## Conflicts of interest

The authors declare no conflict of interest.

## Acknowledgements

This work was partially supported by the Beijing Natural Science Foundation (2224096), the National Key R&D Program of China (2018YFA0702003), the Australian Research Council Discovery Project (DP210102215) and the China Postdoctoral Science Foundation (2021M690086, 2021TQ0170). X. B. Zheng acknowledges funding support from the Office of China Postdoctoral Council (YJ20200277) and the “Shuimu Tsinghua Scholar Program (2020SM109)” of Tsinghua University, China.

## References

- 1 M. Luo, Z. Zhao, Y. Zhang, Y. Sun, Y. Xing, F. Lv, Y. Yang, X. Zhang, S. Hwang, Y. Qin, J. Y. Ma, F. Lin, D. Su, G. Lu and S. Guo, *Nature*, 2019, **574**, 81–85.
- 2 X. Tian, X. Zhao, Y. Q. Su, L. Wang, H. Wang, D. Dang, B. Chi, H. Liu, E. J. M. Hensen, X. W. D. Lou and B. Y. Xia, *Science*, 2019, **366**, 850–856.
- 3 L. Wang, Z. Zeng, W. Gao, T. Maxson, D. Raciti, M. Giroux, X. Pan, C. Wang and J. Greeley, *Science*, 2019, **363**, 870–874.
- 4 C. L. Yang, L. N. Wang, P. Yin, J. Liu, M. X. Chen, Q. Q. Yan, Z. S. Wang, S. L. Xu, S. Q. Chu, C. Cui, H. Ju, J. Zhu, Y. Lin, J. Shui and H. W. Liang, *Science*, 2021, **374**, 459–464.
- 5 Q. Zhang, S. Dong, P. Shao, Y. Zhu, Z. Mu, D. Sheng, T. Zhang, X. Jiang, R. Shao, Z. Ren, J. Xie, X. Feng and B. Wang, *Science*, 2022, **378**, 181–186.
- 6 X. Zheng, J. Yang, P. Li, Z. Jiang, P. Zhu, Q. Wang, J. Wu, E. Zhang, W. Sun, S. Dou, D. Wang and Y. Li, *Angew. Chem., Int. Ed.*, 2023, **62**, e202217449.
- 7 T. Wang, X. Cao and L. Jiao, *eScience*, 2021, **1**, 69–74.
- 8 X. Guo, X. Wan, Q. Liu, Y. Li, W. Li and J. Shui, *eScience*, 2022, **2**, 304–310.
- 9 J. X. Guo, Y. Zheng, Z. P. Hu, C. Y. Zheng, J. Mao, K. Du, M. Jaroniec, S. Z. Qiao and T. Ling, *Nat. Energy*, 2023, **8**, 264–272.
- 10 K. Jiao, J. Xuan, Q. Du, Z. Bao, B. Xie, B. Wang, Y. Zhao, L. Fan, H. Wang, Z. Hou, S. Huo, N. P. Brandon, Y. Yin and M. D. Guiver, *Nature*, 2021, **595**, 361–369.
- 11 Y. Wang, Y. Zheng, C. Han and W. Chen, *Nano Res.*, 2020, **14**, 1682–1697.



- 12 H. Wang, C. Tsai, D. Kong, K. Chan, F. Abild-Pedersen, J. K. Nørskov and Y. Cui, *Nano Res.*, 2015, **8**, 566–575.
- 13 Q. He, Y. Wan, H. Jiang, C. Wu, Z. Sun, S. Chen, Y. Zhou, H. Chen, D. Liu, Y. A. Haleem, B. Ge, X. Wu and L. Song, *Nano Res.*, 2018, **11**, 1687–1698.
- 14 M. Hu, J. Zhang, W. Zhu, Z. Chen, X. Gao, X. Du, J. Wan, K. Zhou, C. Chen and Y. Li, *Nano Res.*, 2017, **11**, 905–912.
- 15 Z. W. Seh, J. Kibsgaard, C. F. Dickens, I. Chorkendorff, J. K. Nørskov and T. F. Jaramillo, *Science*, 2017, **355**, 146.
- 16 Y. Liu, B. Wang, Q. Fu, W. Liu, Y. Wang, L. Gu, D. Wang and Y. Li, *Angew. Chem., Int. Ed.*, 2021, **60**, 22522–22528.
- 17 Y. Xiong, W. M. Sun, Y. H. Han, P. Y. Xin, X. S. Zheng, W. S. Yan, J. C. Dong, J. Zhang, D. S. Wang and Y. D. Li, *Nano Res.*, 2021, **14**, 2418–2423.
- 18 S. Chen, W. H. Li, W. Jiang, J. Yang, J. Zhu, L. Wang, H. Ou, Z. Zhuang, M. Chen, X. Sun, D. Wang and Y. Li, *Angew. Chem., Int. Ed.*, 2022, **61**, e202114450.
- 19 Z. Hou, L. Dai, J. Deng, G. Zhao, L. Jing, Y. Wang, X. Yu, R. Gao, X. Tian, H. Dai, D. Wang and Y. Liu, *Angew. Chem., Int. Ed.*, 2022, **61**, e202201655.
- 20 R. Z. Li and D. S. Wang, *Nano Res.*, 2022, **15**, 6888–6923.
- 21 L. Sun, V. Reddu and X. Wang, *Chem. Soc. Rev.*, 2022, **51**, 8923–8956.
- 22 Z. Liu, Y. Du, R. Yu, M. Zheng, R. Hu, J. Wu, Y. Xia, Z. Zhuang and D. Wang, *Angew. Chem., Int. Ed.*, 2023, **62**, e202212653.
- 23 T. Sun, L. Xu, D. Wang and Y. Li, *Nano Res.*, 2019, **12**, 2067–2080.
- 24 W. Zhang, Y. Chao, W. Zhang, J. Zhou, F. Lv, K. Wang, F. Lin, H. Luo, J. Li, M. Tong, E. Wang and S. Guo, *Adv. Mater.*, 2021, **33**, e2102576.
- 25 P. Zhu, X. Xiong and D. S. Wang, *Nano Res.*, 2022, **15**, 5792–5815.
- 26 J. Wang, C.-X. Zhao, J.-N. Liu, Y.-W. Song, J.-Q. Huang and B.-Q. Li, *Nano Energy*, 2022, **104**, 107927.
- 27 Y. Pan, C. Zhang, Z. Liu, C. Chen and Y. Li, *Matter*, 2020, **2**, 78–110.
- 28 H. Rong, S. Ji, J. Zhang, D. Wang and Y. Li, *Nat. Commun.*, 2020, **11**, 5884.
- 29 S. Mitchell and J. Perez-Ramirez, *Nat. Rev. Mater.*, 2021, **6**, 969–985.
- 30 Z. Zhang, J. Zhu, S. Chen, W. Sun and D. Wang, *Angew. Chem., Int. Ed.*, 2023, **62**, e202215136.
- 31 Z. Zhuang, L. Xia, J. Huang, P. Zhu, Y. Li, C. Ye, M. Xia, R. Yu, Z. Lang, J. Zhu, L. Zheng, Y. Wang, T. Zhai, Y. Zhao, S. Wei, J. Li, D. Wang and Y. Li, *Angew. Chem., Int. Ed.*, 2023, **62**, e202212335.
- 32 Y. Wang, J. Wu, S. Tang, J. Yang, C. Ye, J. Chen, Y. Lei and D. Wang, *Angew. Chem., Int. Ed.*, 2023, **62**, e202219191.
- 33 C. Lu, R. Fang and X. Chen, *Adv. Mater.*, 2020, **32**, e1906548.
- 34 Z. Zhuang, Q. Kang, D. Wang and Y. Li, *Nano Res.*, 2020, **13**, 1856–1866.
- 35 E. Zhang, L. Tao, J. An, J. Zhang, L. Meng, X. Zheng, Y. Wang, N. Li, S. Du, J. Zhang, D. Wang and Y. Li, *Angew. Chem., Int. Ed.*, 2022, **61**, e202117347.
- 36 Y. Wang, M. Zheng, Y. Li, C. Ye, J. Chen, J. Ye, Q. Zhang, J. Li, Z. Zhou, X. Z. Fu, J. Wang, S. G. Sun and D. Wang, *Angew. Chem., Int. Ed.*, 2022, **61**, e202115735.
- 37 X. Li, H. Rong, J. Zhang, D. Wang and Y. Li, *Nano Res.*, 2020, **13**, 1842–1855.
- 38 B. Wang, C. Cheng, M. Jin, J. He, H. Zhang, W. Ren, J. Li, D. Wang and Y. Li, *Angew. Chem., Int. Ed.*, 2022, **61**, e202207268.
- 39 L. Liu and A. Corma, *Chem. Rev.*, 2018, **118**, 4981–5079.
- 40 X. Wang, Y. Zhang, J. Wu, Z. Zhang, Q. Liao, Z. Kang and Y. Zhang, *Chem. Rev.*, 2022, **122**, 1273–1348.
- 41 G. Wang, Y. Wu, Z. Li, Z. Lou, Q. Chen, Y. Li, D. Wang and J. Mao, *Angew. Chem., Int. Ed.*, 2023, **62**, e202218460.
- 42 N. Zhang, C. Ye, H. Yan, L. Li, H. He, D. Wang and Y. Li, *Nano Res.*, 2020, **13**, 3165–3182.
- 43 H. Su, M. A. Soldatov, V. Roldugin and Q. Liu, *eScience*, 2022, **2**, 102–109.
- 44 L. Zhang, Y. Ren, W. Liu, A. Wang and T. Zhang, *Natl. Sci. Rev.*, 2018, **5**, 653–672.
- 45 A. Beniya and S. Higashi, *Nat. Catal.*, 2019, **2**, 590–602.
- 46 X. Cui, W. Li, P. Ryabchuk, K. Junge and M. Beller, *Nat. Catal.*, 2018, **1**, 385–397.
- 47 A. Q. Wang, J. Li and T. Zhang, *Nat. Rev. Chem.*, 2018, **2**, 65–81.
- 48 X. Li, L. Liu, X. Ren, J. Gao, Y. Huang and B. Liu, *Sci. Adv.*, 2020, **6**, eabb6833.
- 49 C. Gao, J. Low, R. Long, T. Kong, J. Zhu and Y. Xiong, *Chem. Rev.*, 2020, **120**, 12175–12216.
- 50 S. Ji, Y. Chen, X. Wang, Z. Zhang, D. Wang and Y. Li, *Chem. Rev.*, 2020, **120**, 11900–11955.
- 51 W. H. Li, B. C. Ye, J. Yang, Y. Wang, C. J. Yang, Y. M. Pan, H. T. Tang, D. Wang and Y. Li, *Angew. Chem., Int. Ed.*, 2022, **61**, e202209749.
- 52 M. F. Li, K. N. Duanmu, C. Z. Wan, T. Cheng, L. Zhang, S. Dai, W. X. Chen, Z. P. Zhao, P. Li, H. L. Fei, Y. M. Zhu, R. Yu, J. Luo, K. T. Zang, Z. Y. Lin, M. N. Ding, J. Huang, H. T. Sun, J. H. Guo, X. Q. Pan, W. A. Goddard, P. Sautet, Y. Huang and X. F. Duan, *Nat. Catal.*, 2019, **2**, 495–503.
- 53 Z. Luo, Y. Ouyang, H. Zhang, M. Xiao, J. Ge, Z. Jiang, J. Wang, D. Tang, X. Cao, C. Liu and W. Xing, *Nat. Commun.*, 2018, **9**, 2120.
- 54 K. Jiang, B. Liu, M. Luo, S. Ning, M. Peng, Y. Zhao, Y. R. Lu, T. S. Chan, F. M. F. de Groot and Y. Tan, *Nat. Commun.*, 2019, **10**, 1743.
- 55 Y. Xu, L. Zhu, X. Cui, M. Zhao, Y. Li, L. Chen, W. Jiang, T. Jiang, S. Yang and Y. Wang, *Nano Res.*, 2020, **13**, 752–758.
- 56 J. Yang, W. H. Li, K. Xu, S. Tan, D. Wang and Y. Li, *Angew. Chem., Int. Ed.*, 2022, **61**, e202200366.
- 57 C.-C. Hou, H.-F. Wang, C. Li and Q. Xu, *Energy Environ. Sci.*, 2020, **13**, 1658–1693.
- 58 Y. Ying, X. Luo, J. Qiao and H. Huang, *Adv. Funct. Mater.*, 2020, **31**, 107927.
- 59 Y. Gao, B. Liu and D. Wang, *Adv. Mater.*, 2023, DOI: [10.1002/adma.202209654](https://doi.org/10.1002/adma.202209654).
- 60 R. Li and D. Wang, *Adv. Energy Mater.*, 2022, **12**, 2103564.



- 61 W. H. Li, J. Yang and D. Wang, *Angew. Chem., Int. Ed.*, 2022, **61**, e202213318.
- 62 J. Zhu, M. Xiao, D. Ren, R. Gao, X. Liu, Z. Zhang, D. Luo, W. Xing, D. Su, A. Yu and Z. Chen, *J. Am. Chem. Soc.*, 2022, **144**, 9661–9671.
- 63 Y. Li, B. Wei, M. Zhu, J. Chen, Q. Jiang, B. Yang, Y. Hou, L. Lei, Z. Li, R. Zhang and Y. Lu, *Adv. Mater.*, 2021, **33**, e2102212.
- 64 Y. Li, H. Su, S. H. Chan and Q. Sun, *ACS Catal.*, 2015, **5**, 6658–6664.
- 65 Y. Ouyang, L. Shi, X. Bai, Q. Li and J. Wang, *Chem. Sci.*, 2020, **11**, 1807–1813.
- 66 M. Xiao, Y. Chen, J. Zhu, H. Zhang, X. Zhao, L. Gao, X. Wang, J. Zhao, J. Ge, Z. Jiang, S. Chen, C. Liu and W. Xing, *J. Am. Chem. Soc.*, 2019, **141**, 17763–17770.
- 67 L. C. Bai, C. S. Hsu, D. T. L. Alexander, H. M. Chen and X. L. Hu, *Nat. Energy*, 2021, **6**, 1054–1066.
- 68 M. Xiao, J. Zhu, S. Li, G. Li, W. Liu, Y.-P. Deng, Z. Bai, L. Ma, M. Feng, T. Wu, D. Su, J. Lu, A. Yu and Z. Chen, *ACS Catal.*, 2021, **11**, 8837–8846.
- 69 Y. He, X. Yang, Y. Li, L. Liu, S. Guo, C. Shu, F. Liu, Y. Liu, Q. Tan and G. Wu, *ACS Catal.*, 2022, **12**, 1216–1227.
- 70 F. Pan, T. Jin, W. Yang, H. Li, Y. Cao, J. Hu, X. Zhou, H. Liu and X. Duan, *Chem. Catal.*, 2021, **1**, 734–745.
- 71 X. Zeng, J. Shui, X. Liu, Q. Liu, Y. Li, J. Shang, L. Zheng and R. Yu, *Adv. Energy Mater.*, 2018, **8**, 1701345.
- 72 J. Wang, W. Liu, G. Luo, Z. Li, C. Zhao, H. Zhang, M. Zhu, Q. Xu, X. Wang, C. Zhao, Y. Qu, Z. Yang, T. Yao, Y. Li, Y. Lin, Y. Wu and Y. Li, *Energy Environ. Sci.*, 2018, **11**, 3375–3379.
- 73 J. Wang, Z. Huang, W. Liu, C. Chang, H. Tang, Z. Li, W. Chen, C. Jia, T. Yao, S. Wei, Y. Wu and Y. Li, *J. Am. Chem. Soc.*, 2017, **139**, 17281–17284.
- 74 G. Yang, J. Zhu, P. Yuan, Y. Hu, G. Qu, B. A. Lu, X. Xue, H. Yin, W. Cheng, J. Cheng, W. Xu, J. Li, J. Hu, S. Mu and J. N. Zhang, *Nat. Commun.*, 2021, **12**, 1734.
- 75 R. Gao, J. Wang, Z.-F. Huang, R. Zhang, W. Wang, L. Pan, J. Zhang, W. Zhu, X. Zhang, C. Shi, J. Lim and J.-J. Zou, *Nat. Energy*, 2021, **6**, 614–623.
- 76 Z. Lu, B. Wang, Y. Hu, W. Liu, Y. Zhao, R. Yang, Z. Li, J. Luo, B. Chi, Z. Jiang, M. Li, S. Mu, S. Liao, J. Zhang and X. Sun, *Angew. Chem., Int. Ed.*, 2019, **58**, 2622–2626.
- 77 A. Han, X. Wang, K. Tang, Z. Zhang, C. Ye, K. Kong, H. Hu, L. Zheng, P. Jiang, C. Zhao, Q. Zhang, D. Wang and Y. Li, *Angew. Chem., Int. Ed.*, 2021, **60**, 19262–19271.
- 78 T. He, Y. Chen, Q. Liu, B. Lu, X. Song, H. Liu, M. Liu, Y. N. Liu, Y. Zhang, X. Ouyang and S. Chen, *Angew. Chem., Int. Ed.*, 2022, **61**, e202201007.
- 79 L. Lin, H. Li, C. Yan, H. Li, R. Si, M. Li, J. Xiao, G. Wang and X. Bao, *Adv. Mater.*, 2019, **31**, e1903470.
- 80 J. Jiao, R. Lin, S. Liu, W. C. Cheong, C. Zhang, Z. Chen, Y. Pan, J. Tang, K. Wu, S. F. Hung, H. M. Chen, L. Zheng, Q. Lu, X. Yang, B. Xu, H. Xiao, J. Li, D. Wang, Q. Peng, C. Chen and Y. Li, *Nat. Chem.*, 2019, **11**, 222–228.
- 81 Y. Li, W. Shan, M. J. Zachman, M. Wang, S. Hwang, H. Tabassum, J. Yang, X. Yang, S. Karakalos, Z. Feng, G. Wang and G. Wu, *Angew. Chem., Int. Ed.*, 2022, **61**, e202205632.
- 82 Q. Hao, H.-x Zhong, J.-z Wang, K.-h Liu, J.-m Yan, Z.-h Ren, N. Zhou, X. Zhao, H. Zhang, D.-x Liu, X. Liu, L.-w Chen, J. Luo and X.-b Zhang, *Nat. Synth.*, 2022, **1**, 719–728.
- 83 L. Jiao, J. Zhu, Y. Zhang, W. Yang, S. Zhou, A. Li, C. Xie, X. Zheng, W. Zhou, S. H. Yu and H. L. Jiang, *J. Am. Chem. Soc.*, 2021, **143**, 19417–19424.
- 84 Z. Chen, Y. Xu, D. Ding, G. Song, X. Gan, H. Li, W. Wei, J. Chen, Z. Li, Z. Gong, X. Dong, C. Zhu, N. Yang, J. Ma, R. Gao, D. Luo, S. Cong, L. Wang, Z. Zhao and Y. Cui, *Nat. Commun.*, 2022, **13**, 763.
- 85 A. Kumar, V. Q. Bui, J. Lee, L. Wang, A. R. Jadhav, X. Liu, X. Shao, Y. Liu, J. Yu, Y. Hwang, H. T. D. Bui, S. Ajmal, M. G. Kim, S. G. Kim, G. S. Park, Y. Kawazoe and H. Lee, *Nat. Commun.*, 2021, **12**, 6766.
- 86 L. Zhang, Y. Jia, H. Liu, L. Zhuang, X. Yan, C. Lang, X. Wang, D. Yang, K. Huang, S. Feng and X. Yao, *Angew. Chem., Int. Ed.*, 2019, **58**, 9404–9408.
- 87 Y. Zhou, E. Song, W. Chen, C. U. Segre, J. Zhou, Y. C. Lin, C. Zhu, R. Ma, P. Liu, S. Chu, T. Thomas, M. Yang, Q. Liu, K. Suenaga, Z. Liu, J. Liu and J. Wang, *Adv. Mater.*, 2020, **32**, e2003484.
- 88 T. Chao, X. Luo, W. Chen, B. Jiang, J. Ge, Y. Lin, G. Wu, X. Wang, Y. Hu, Z. Zhuang, Y. Wu, X. Hong and Y. Li, *Angew. Chem., Int. Ed.*, 2017, **56**, 16047–16051.
- 89 Y. Yang, Y. Qian, H. Li, Z. Zhang, Y. Mu, D. Do, B. Zhou, J. Dong, W. Yan, Y. Qin, L. Fang, R. Feng, J. Zhou, P. Zhang, J. Dong, G. Yu, Y. Liu, X. Zhang and X. Fan, *Sci. Adv.*, 2020, **6**, eaba6586.
- 90 W. Xie, H. Li, G. Cui, J. Li, Y. Song, S. Li, X. Zhang, J. Y. Lee, M. Shao and M. Wei, *Angew. Chem., Int. Ed.*, 2021, **60**, 7382–7388.
- 91 D. Zhang, W. Chen, Z. Li, Y. Chen, L. Zheng, Y. Gong, Q. Li, R. Shen, Y. Han, W. C. Cheong, L. Gu and Y. Li, *Chem. Commun.*, 2018, **54**, 4274–4277.
- 92 D. Liu, B. Wang, H. Li, S. Huang, M. Liu, J. Wang, Q. Wang, J. Zhang and Y. Zhao, *Nano Energy*, 2019, **58**, 277–283.
- 93 N. Zhang, X. Zhang, Y. Kang, C. Ye, R. Jin, H. Yan, R. Lin, J. Yang, Q. Xu, Y. Wang, Q. Zhang, L. Gu, L. Liu, W. Song, J. Liu, D. Wang and Y. Li, *Angew. Chem., Int. Ed.*, 2021, **60**, 13388–13393.
- 94 S. Tian, B. Wang, W. Gong, Z. He, Q. Xu, W. Chen, Q. Zhang, Y. Zhu, J. Yang, Q. Fu, C. Chen, Y. Bu, L. Gu, X. Sun, H. Zhao, D. Wang and Y. Li, *Nat. Commun.*, 2021, **12**, 3181.
- 95 L. Zhang, R. Si, H. Liu, N. Chen, Q. Wang, K. Adair, Z. Wang, J. Chen, Z. Song, J. Li, M. N. Banis, R. Li, T. K. Sham, M. Gu, L. M. Liu, G. A. Botton and X. Sun, *Nat. Commun.*, 2019, **10**, 4936.
- 96 H. Yan, Y. Lin, H. Wu, W. Zhang, Z. Sun, H. Cheng, W. Liu, C. Wang, J. Li, X. Huang, T. Yao, J. Yang, S. Wei and J. Lu, *Nat. Commun.*, 2017, **8**, 1070.
- 97 L. Bai, C. S. Hsu, D. T. L. Alexander, H. M. Chen and X. Hu, *J. Am. Chem. Soc.*, 2019, **141**, 14190–14199.
- 98 L. Zhang, J. Fischer, Y. Jia, X. Yan, W. Xu, X. Wang, J. Chen, D. Yang, H. Liu, L. Zhuang, M. Hankel, D. J. Searles,



- K. Huang, S. Feng, C. L. Brown and X. Yao, *J. Am. Chem. Soc.*, 2018, **140**, 10757–10763.
- 99 Y. Zhao, X. Yan, K. R. Yang, S. Cao, Q. Dong, J. E. Thorne, K. L. Materna, S. Zhu, X. Pan, M. Flytzani-Stephanopoulos, G. W. Brudvig, V. S. Batista and D. Wang, *ACS Cent. Sci.*, 2018, **4**, 1166–1172.
- 100 Y. Zhao, K. R. Yang, Z. Wang, X. Yan, S. Cao, Y. Ye, Q. Dong, X. Zhang, J. E. Thorne, L. Jin, K. L. Materna, A. Trimpalis, H. Bai, S. C. Fakra, X. Zhong, P. Wang, X. Pan, J. Guo, M. Flytzani-Stephanopoulos, G. W. Brudvig, V. S. Batista and D. Wang, *Proc. Natl. Acad. Sci. U. S. A.*, 2018, **115**, 2902–2907.
- 101 Z. Li, Y. Chen, S. Ji, Y. Tang, W. Chen, A. Li, J. Zhao, Y. Xiong, Y. Wu, Y. Gong, T. Yao, W. Liu, L. Zheng, J. Dong, Y. Wang, Z. Zhuang, W. Xing, C.-T. He, C. Peng, W.-C. Cheong, Q. Li, M. Zhang, Z. Chen, N. Fu, X. Gao, W. Zhu, J. Wan, J. Zhang, L. Gu, S. Wei, P. Hu, J. Luo, J. Li, C. Chen, Q. Peng, X. Duan, Y. Huang, X.-M. Chen, D. Wang and Y. Li, *Nat. Chem.*, 2020, **12**, 764–772.
- 102 Y. Xiong, J. Dong, Z. Q. Huang, P. Xin, W. Chen, Y. Wang, Z. Li, Z. Jin, W. Xing, Z. Zhuang, J. Ye, X. Wei, R. Cao, L. Gu, S. Sun, L. Zhuang, X. Chen, H. Yang, C. Chen, Q. Peng, C. R. Chang, D. Wang and Y. Li, *Nat. Nanotechnol.*, 2020, **15**, 390–397.
- 103 T. Cui, Y. P. Wang, T. Ye, J. Wu, Z. Chen, J. Li, Y. Lei, D. Wang and Y. Li, *Angew. Chem., Int. Ed.*, 2022, **61**, e202115219.
- 104 M. Liu, N. Li, S. Cao, X. Wang, X. Lu, L. Kong, Y. Xu and X. H. Bu, *Adv. Mater.*, 2022, **34**, e2107421.
- 105 D. Yu, Y. Ma, F. Hu, C. C. Lin, L. Li, H. Y. Chen, X. Han and S. Peng, *Adv. Energy Mater.*, 2021, **11**, 2101242.
- 106 Y. S. Wei, L. Sun, M. Wang, J. Hong, L. Zou, H. Liu, Y. Wang, M. Zhang, Z. Liu, Y. Li, S. Horike, K. Suenaga and Q. Xu, *Angew. Chem., Int. Ed.*, 2020, **59**, 16013–16022.
- 107 X. B. Zheng, B. B. Li, Q. S. Wang, D. S. Wang and Y. D. Li, *Nano Res.*, 2022, **15**, 7806–7839.
- 108 X. Zheng, P. Li, S. Dou, W. Sun, H. Pan, D. Wang and Y. Li, *Energy Environ. Sci.*, 2021, **14**, 2809.
- 109 J. Yang, W. Li, D. Wang and Y. Li, *Adv. Mater.*, 2020, **32**, e2003300.
- 110 J. Gu, M. Jian, L. Huang, Z. Sun, A. Li, Y. Pan, J. Yang, W. Wen, W. Zhou, Y. Lin, H.-J. Wang, X. Liu, L. Wang, X. Shi, X. Huang, L. Cao, S. Chen, X. Zheng, H. Pan, J. Zhu, S. Wei, W.-X. Li and J. Lu, *Nat. Nanotechnol.*, 2021, **16**, 1141–1149.
- 111 D. Zhao, Z. Zhuang, X. Cao, C. Zhang, Q. Peng, C. Chen and Y. Li, *Chem. Soc. Rev.*, 2020, **49**, 2215–2264.
- 112 L. Wu, T. Guo and T. Li, *Adv. Funct. Mater.*, 2022, **32**, 2203439.
- 113 H. Sun, C. W. Tung, Y. Qiu, W. Zhang, Q. Wang, Z. Li, J. Tang, H. C. Chen, C. Wang and H. M. Chen, *J. Am. Chem. Soc.*, 2022, **144**, 1174–1186.
- 114 Y. Yang, S. Louisia, S. Yu, J. Jin, I. Roh, C. Chen, M. V. Fonseca Guzman, J. Feijoo, P. C. Chen, H. Wang, C. J. Pollock, X. Huang, Y. T. Shao, C. Wang, D. A. Muller, H. D. Abruna and P. Yang, *Nature*, 2023, **614**, 262–269.
- 115 W. Wan, Y. Zhao, S. Wei, C. A. Triana, J. Li, A. Arcifa, C. S. Allen, R. Cao and G. R. Patzke, *Nat. Commun.*, 2021, **12**, 5589.
- 116 H. Jing, P. Zhu, X. Zheng, Z. Zhang, D. Wang and Y. Li, *Adv. Powder Mater.*, 2022, **1**, 100013.
- 117 H. Y. Zhuo, X. Zhang, J. X. Liang, Q. Yu, H. Xiao and J. Li, *Chem. Rev.*, 2020, **120**, 12315–12341.
- 118 X. Zhou, J. Gao, Y. Hu, Z. Jin, K. Hu, K. M. Reddy, Q. Yuan, X. Lin and H. J. Qiu, *Nano Lett.*, 2022, **22**, 3392–3399.
- 119 X. Zhu, J. Yan, M. Gu, T. Liu, Y. Dai, Y. Gu and Y. Li, *J. Phys. Chem. Lett.*, 2019, **10**, 7760–7766.
- 120 H. N. Nong, L. J. Falling, A. Bergmann, M. Klingenhof, H. P. Tran, C. Spori, R. Mom, J. Timoshenko, G. Zichittella, A. Knop-Gericke, S. Piccinin, J. Perez-Ramirez, B. R. Cuenya, R. Schlögl, P. Strasser, D. Teschner and T. E. Jones, *Nature*, 2020, **587**, 408–413.
- 121 J. T. Mefford, A. R. Akbashev, M. Kang, C. L. Bentley, W. E. Gent, H. D. Deng, D. H. Alsem, Y. S. Yu, N. J. Salmon, D. A. Shapiro, P. R. Unwin and W. C. Chueh, *Nature*, 2021, **593**, 67–73.
- 122 X. Wang, S. Xi, P. Huang, Y. Du, H. Zhong, Q. Wang, A. Borgna, Y. W. Zhang, Z. Wang, H. Wang, Z. G. Yu, W. S. V. Lee and J. Xue, *Nature*, 2022, **611**, 702–708.
- 123 X. Zheng, P. Cui, Y. Qian, G. Zhao, X. Zheng, X. Xu, Z. Cheng, Y. Liu, S. X. Dou and W. Sun, *Angew. Chem., Int. Ed.*, 2020, **59**, 14533–14540.
- 124 X. Zheng, Y. Chen, X. Zheng, G. Zhao, K. Rui, P. Li, X. Xu, Z. Cheng, S. X. Dou and W. Sun, *Adv. Energy Mater.*, 2019, **9**, 1803482.
- 125 X. Zheng, Y. Chen, W. Lai, P. Li, C. Ye, N. Liu, S. X. Dou, H. Pan and W. Sun, *Adv. Funct. Mater.*, 2022, **32**, 2200663.
- 126 G. Zhao, Z. Luo, B. Zhang, Y. Chen, X. Cui, J. Chen, Y. Liu, M. Gao, H. Pan and W. Sun, *Nano Res.*, 2023, **16**, 4767–4774.
- 127 B. Hu, A. Huang, X. Zhang, Z. Chen, R. Tu, W. Zhu, Z. Zhuang, C. Chen, Q. Peng and Y. Li, *Nano Res.*, 2021, **14**, 3482–3488.
- 128 C. Wu, X. Zhang, Z. Xia, M. Shu, H. Li, X. Xu, R. Si, A. I. Rykov, J. Wang, S. Yu, S. Wang and G. Sun, *J. Mater. Chem. A*, 2019, **7**, 14001–14010.
- 129 Z. Pei, X. F. Lu, H. Zhang, Y. Li, D. Luan and X. W. D. Lou, *Angew. Chem., Int. Ed.*, 2022, **61**, e202207537.
- 130 X. Zheng, J. Yang, Z. Xu, Q. Wang, J. Wu, E. Zhang, S. Dou, W. Sun, D. Wang and Y. Li, *Angew. Chem., Int. Ed.*, 2022, **61**, e202205946.
- 131 S. Li, B. Chen, Y. Wang, M. Y. Ye, P. A. van Aken, C. Cheng and A. Thomas, *Nat. Mater.*, 2021, **20**, 1240–1247.
- 132 Z. Li, H. He, H. Cao, S. Sun, W. Diao, D. Gao, P. Lu, S. Zhang, Z. Guo, M. Li, R. Liu, D. Ren, C. Liu, Y. Zhang, Z. Yang, J. Jiang and G. Zhang, *Appl. Catal., B*, 2019, **240**, 112–121.
- 133 J. Chen, H. Li, C. Fan, Q. Meng, Y. Tang, X. Qiu, G. Fu and T. Ma, *Adv. Mater.*, 2020, **32**, e2003134.
- 134 X. Zhu, D. Zhang, C.-J. Chen, Q. Zhang, R.-S. Liu, Z. Xia, L. Dai, R. Amal and X. Lu, *Nano Energy*, 2020, **71**, 104597.
- 135 Y. Wang, Z. Li, P. Zhang, Y. Pan, Y. Zhang, Q. Cai, S. R. P. Silva, J. Liu, G. Zhang, X. Sun and Z. Yan, *Nano Energy*, 2021, **87**, 106147.
- 136 Z. Zeng, L. Y. Gan, H. Bin Yang, X. Su, J. Gao, W. Liu, H. Matsumoto, J. Gong, J. Zhang, W. Cai, Z. Zhang, Y. Yan, B. Liu and P. Chen, *Nat. Commun.*, 2021, **12**, 4088.

