

Cite this: *Nanoscale Adv.*, 2022, 4, 1318Received 12th November 2021  
Accepted 21st January 2022

DOI: 10.1039/d1na00803j

rsc.li/nanoscale-advances

## Photon-upconverters for blue organic light-emitting diodes: a low-cost, sky-blue example†

Le Yang,<sup>id</sup>\*<sup>ac</sup> Xian Wei Chua,<sup>id</sup><sup>ab</sup> Zhihong Yang,<sup>a</sup> Xiangpeng Ding,<sup>a</sup> Yong Yu,<sup>id</sup><sup>a</sup>  
Ady Suwardi,<sup>id</sup><sup>a</sup> Meng Zhao,<sup>a</sup> Karen Lin Ke,<sup>a</sup> Bruno Ehrler<sup>id</sup><sup>d</sup> and Dawei Di<sup>e</sup>

In the research ecosystem's quest towards having deployable organic light-emitting diodes with higher-energy emission (e.g., blue light), we advocate focusing on fluorescent emitters, due to their relative stability and colour purity, and developing design strategies to significantly improve their efficiencies. We propose that all triplet-triplet annihilation upconversion (TTA-UC) emitters would make good candidates for triplet fusion-enhanced OLEDs ("FuLEDs"), due to the energetically uphill nature of the photophysical process, and their common requirements. We demonstrate this with the low-cost sky-blue 1,3-diphenylisobenzofuran (DPBF). Having satisfied the criteria for TTA-UC, we show DPBF as a photon upconverter ( $J_{th}$  92 mW cm<sup>-2</sup>), and henceforth demonstrate it as a bright emitter for FuLEDs. Notably, the devices achieved 6.5% external quantum efficiency (above the ~5% threshold without triplet contribution), and triplet-exciton-fusion-generated fluorescence contributes up to 44% of the electroluminescence, as shown by transient measurements. Here, triplet fusion translates to a quantum yield ( $\Phi_{TTA-UC}$ ) of 19%, at an electrical excitation of ~0.01 mW cm<sup>-2</sup>. The enhancement is meaningful for commercial blue OLED displays. We also found DPBF to have decent hole mobilities of ~0.08 cm<sup>2</sup> V<sup>-1</sup> s<sup>-1</sup>. This additional finding can lead to DPBF being used in other capacities in various printable electronics.

Organic light-emitting diodes (OLEDs) occupy an increasing market share in our daily appliances for display, particularly

owing to their flexibility, compact/ultrathin form factor and better colour quality. The research ecosystem recognises the remaining gap in producing competent blue OLED pixels in full-colour organic display technology,<sup>1</sup> due to blue being on the higher-energy end of the visible spectrum. Since the 1<sup>st</sup> generation fluorescent OLEDs which typically have low efficiencies,<sup>2,3</sup> 2<sup>nd</sup> (phosphorescent) and 3<sup>rd</sup> (thermally activated delayed fluorescence (TADF)) generation organic emitters have become promising candidates;<sup>4-6</sup> blue OLEDs made from corresponding phosphorescent or TADF emitters have also produced increasingly impressive devices.<sup>7-10</sup> We advocate here a critical tri-factor of competent red-green-blue (RGB) displays, that an OLED (of any colour) must satisfy three intrinsic criteria: (1) performance or efficiency; (2) stability; and (3) colour purity and gamut. The challenge with blue OLED pixels is the difficulty to tick all three boxes in one single system.

Most 2<sup>nd</sup> and 3<sup>rd</sup> generation blue OLEDs have achieved very high device efficiencies, way exceeding their 1<sup>st</sup> generation fluorescent counterparts which have a quantum efficiency bottleneck imposed by electrically excited excitons. In typical fluorescent OLEDs,<sup>2,3</sup> the spontaneous formation of spin-dependent excitons upon charge injection usually follows a ratio of 1 : 3 emissive singlet to dark triplet excitons, leading to an intrinsic internal quantum efficiency (IQE) threshold of only 25%. Phosphorescent and TADF OLEDs subsequently broke this bottleneck, by utilising all dark triplets as emissive states, in principle leading to 100% IQE.<sup>4,5</sup> However, 2<sup>nd</sup> and 3<sup>rd</sup> generation blue OLEDs, having overcome factor (1), often suffer from less satisfactory factors (2) and (3) – their shelf-life may be shorter than fluorescent emitters, and it is difficult to achieve as deep a blue and as narrow an emission spectrum as many fluorescent emitters.

We advocate developing strategies with fluorescent OLEDs, where the emission site originates from fluorescent molecules, focusing on overcoming their efficiency bottlenecks. Sensitisers and dual-dopants have been excellent strategies, lifting fluorescent device efficiencies significantly, meanwhile preserving the colour features of the fluorescent emitter and ensuring

<sup>a</sup>Institute of Materials Research and Engineering (IMRE), Agency for Science, Technology and Research (A\*STAR), 2 Fusionopolis Way, Singapore 138634, Singapore. E-mail: yang\_le@imre.a-star.edu.sg

<sup>b</sup>Cavendish Laboratory, University of Cambridge, JJ Thomson Avenue, Cambridge CB30HE, UK

<sup>c</sup>Department of Materials Science and Engineering, National University of Singapore, Singapore 117575, Singapore

<sup>d</sup>Center for Nanophotonics, AMOLF, Science Park 104, 1098 XG, Amsterdam, The Netherlands

<sup>e</sup>State Key Laboratory of Modern Optical Instrumentation, College of Optical Science and Engineering, International Research Center for Advanced Photonics, Zhejiang University, Hangzhou, 310027, China

† Electronic supplementary information (ESI) available. See DOI: 10.1039/d1na00803j



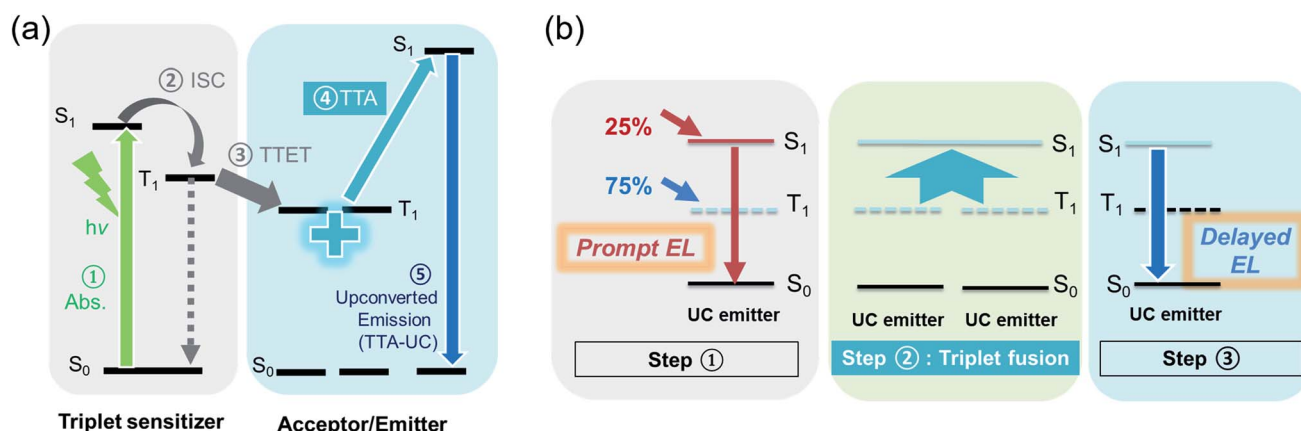
better device stability by having exciton formation and emission occurring on different dopants in the system.<sup>11–15</sup> They all involve an energetically downhill energy transfer process, *i.e.*, the injected energy and exciton formed on the sensitizer (phosphorescent, TADF or spin-state interconversion material) must be even higher than the emitted (output) blue light from the acceptor/emitter.

Here, we promote an alternative single-dopant strategy, using triplet–triplet annihilation (TTA), or triplet fusion, as the favourable energetically uphill pathway towards building better blue fluorescent OLEDs. It facilitates the formation of higher-energy output in devices. A simple selection step, under optical excitation (before making an electronic device), can help to determine if an emitter is suitable. From our experience with 9,10-diphenylanthracene (DPA), a common blue TTA-UC emitter<sup>16–18</sup> used in “FuLEDs” (triplet fusion enhanced OLEDs), we seek to establish that any blue TTA-UC emitter would make a suitable candidate for a blue FuLED as they share similar selection criteria.

In TTA upconversion (TTA-UC), two low-energy photons are converted into a higher-energy photon, in a system comprising a triplet sensitizer and a triplet acceptor/emitter.<sup>19</sup> Here, the triplet acceptor/emitter should meet the energetic requirement of  $E(S_1) \leq$  or  $\approx 2E(T_1)$ , among other criteria such as a high fluorescence quantum yield, a short singlet lifetime, and a long triplet lifetime. This two-for-one TTA-UC for light emission can also be translated into triplet fusion in conventional fluorescent OLEDs to enhance efficiencies (Fig. 1).<sup>20–24</sup> Triplet excitons that form on the emitter upon charge injection are energetically suitable to undergo triplet fusion and generate emissive singlets. Hence, in an ideal scenario where all triplet–triplet encounters lead to emissive singlets, the theoretical IQE ceiling for a FuLED is calculated to be 62.5%.<sup>24</sup> This also predicts that the proportion of electroluminescence (EL) from the triplet fusion pathway can be up to 60%, decaying *via* a slow, delayed channel. In contrast,

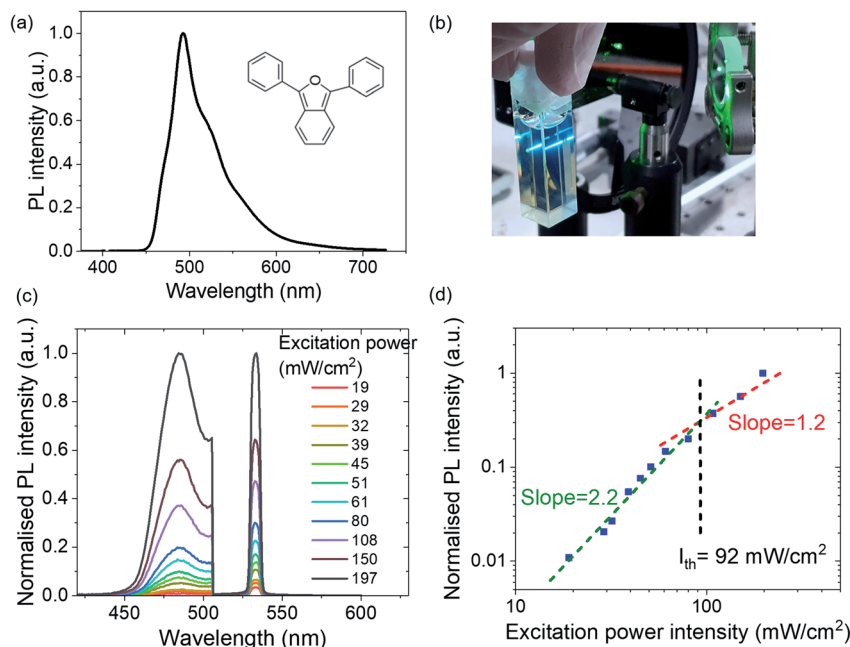
the fraction of EL from direct singlet recombination occurs promptly on a timescale of nanoseconds. Note that EQE and IQE are related by an outcoupling factor  $\eta_{\text{outcoupling}}$ , which depends on the dipole alignment in the organic layers and the geometry of the device, and on the refractive indices of the organic materials. Assuming a planar smooth device with isotropic emission, the  $\eta_{\text{outcoupling}}$  is typically  $\sim 0.2$  on glass substrates with one reflective electrode.<sup>25,26</sup> As such, we would expect the 25% fluorescent IQE limit to correspond to  $\sim 5\%$  EQE, and the 62.5% FuLED IQE threshold, to a  $\sim 12.5\%$  EQE ceiling. Although triplet fusion enhancement may seem less efficient than dual-dopant/sensitizer strategies for (blue) fluorescent OLEDs, it is still an important mechanism for blue pixels in practical display technologies because: (a) it requires only 1 dopant for ease of fabrication and optimisation; and (b) it involves an energetically uphill photophysical process, encouraging formation of higher-energy (blue) emission at a low operating voltage.

1,3-Diphenylisobenzofuran (DPBF, Fig. 2a inset) is a commercially available, low-cost organic molecule, typically used as a synthetic precursor in Diels–Alder reactions,<sup>27–29</sup> and as a sensor for singlet oxygen due to its specific reactivity.<sup>27,30,31</sup> The discovery and use of DPBF for its singlet fission properties have been championed by J. Michl *et al.*,<sup>32,33</sup> where an excited singlet exciton splits into two triplet excitons (each with around half of the initial singlet energy). Michl and coworkers demonstrated that singlet fission in DPBF is highly efficient at low temperatures and in certain polymorphs, controlled by the method of film deposition.<sup>34,35</sup> Energetically, singlet fission requires a large singlet–triplet separation in the organic molecule, where ideally  $E(S_1) \geq$  or  $\approx 2E(T_1)$ . In DPBF, according to Michl *et al.*,<sup>32–37</sup>  $E(S_1) \sim 2.9$  eV and  $E(T_1) \sim 1.4$ – $1.5$  eV. Such energetics of DPBF are also in principle suitable for TTA-UC. However, to date, only Cao *et al.* has incorporated DPBF experimentally in a hetero TTA-UC system with DPA.<sup>38</sup>



**Fig. 1** Analogous photophysical processes for TTA emission in an optically and electrically excited system. (a) Simplified photophysical processes leading to TTA in a photon upconversion system, involving a triplet sensitizer and a triplet acceptor. (b) Simplified photophysical processes for triplet fusion in a triplet-fusion enhanced OLED (FuLED). Step 1 consists of spontaneous exciton formation when charges are injected into the device. It follows a spin statistical ratio of 25% (emissive) singlets to 75% (dark) triplets. Prompt emission occurs when the singlets immediately recombine radiatively. Step 2 illustrates TTA or triplet fusion, where two triplets encounter and (ideally) form one singlet. Step 3 shows the fusion-generated singlet emission *via* a slower, delayed channel (“delayed EL”).





**Fig. 2** DPBF TTA upconversion behaviour. (a) PL spectrum of DPBF in a blend film of PVK:DPBF under a 407 nm laser. Inset: molecular structure of DPBF. (b) Photograph of DPBF undergoing upconverted emission (*via* TTA) under CW 532 nm laser excitation. Sky-blue emission is visibly observed. (c) DPBF PL intensity under various excitation laser (CW 532 nm) power densities. Note that the laser peak and DPBF PL peaks are normalised independently, with each peak's highest measurement being standardised at 1.0, to provide a relative comparison within each emission peak. (d) DPBF PL intensity as a function of excitation laser power intensity, to observe the typical TTA-UC dual-regime behaviour.

DPBF is not widely reported as an organic semiconductor in optoelectronic devices. In this paper, we show that verifying DPBF as a TTA-UC material can lead to it being selected as a triplet fusion-enhanced emitter in a blue OLED, meanwhile observing that it aids hole-transport in optoelectronic devices. First, we note that DPBF is highly luminescent when doped in a polymer film, peaking at  $\sim 485$  nm (Fig. 2a). Its singlet decay is captured in time-correlated single photon counting (TCSPC) trace in Fig. S1, ESI† showing a short singlet lifetime of a few nanoseconds.

We then note green-to-blue photon upconversion in a solution of platinum octaethylporphyrin (PtOEP) and DPBF (or PtOEP:DPBF for short; Fig. 2b). Here, conventional phosphorescent PtOEP acts as a triplet sensitizer, absorbing strongly in the green region and has a strong heavy-atom effect for singlet-triplet spin-mixing. DPBF acts as the triplet acceptor or emitter (Fig. 1a), allowing the lower-lying triplet energy to be harvested by TTA-UC as higher-lying emissive singlets relax radiatively to produce sky-blue light. To further confirm the TTA behaviour, we observe the anticipated two-regime relationship between upconverted emission intensity and excitation laser power for typical TTA-UC behaviour (Fig. 2c and d).<sup>17,39</sup> Using a continuous wave laser of 532 nm, we clearly observe the upconverted signal at  $\sim 485$  nm. In Fig. 2d, the intensity of the upconverted PL (blue squares) shows a clear transition of the slope from quadratic (slope = 2.2) to linear (slope = 1.2). At lower excitation densities, DPBF molecules are in weak annihilation, and the triplet decay is primarily through quasi-first order kinetics and the upconverted PL has a quadratic intensity dependence on the excitation power (green dashed line). Here the upconversion has not

reached its maximum efficiency. At higher optical excitation densities, triplet-triplet energy transfer (TTET) and bimolecular TTA would dominate, leading to a linear intensity-dependence of the emission (red dashed line). In this regime, the UC should be tapering towards a maximum. We estimate the power intensity required to enter this regime,  $I_{th}$ , to be  $\sim 92$  mW cm<sup>-2</sup> from the deflection point of the two regimes. This is lower than, though in the same order of magnitude as, Cao's 115 mW cm<sup>-2</sup>.<sup>38</sup> To provide a benchmark against well-known TTA-UC systems, such as with DPA, see the ESI† Section 2 (Fig. S2), for a relative comparison between DPBF and DPA as upconverters. But even without analysing or verifying the TTA-UC behaviour, generating blue light from a green laser source, Fig. 2b, can qualitatively show that the emitter is a potential blue triplet fusion OLED candidate – by making a simple solution of PtOEP and DPBF, directing a green laser on it and visually observing blue emission.

With that, we then use DPBF as a bright sky-blue emitter in OLEDs, resulting in  $>6\%$  EQE at about 100 cd m<sup>-2</sup>. Considering DPBF's suitable exciton energies for triplet fusion, and referring to previous studies on triplet fusion-enhanced OLEDs by our team and by others,<sup>20,24,38</sup> we study the effect of triplet fusion in DPBF OLEDs (or FuLEDs<sup>24</sup>) (Fig. 1b). The FuLEDs are fabricated *via* a multilayer solution-processable route, where all four organic layers are spin-coated from solutions, with a structure of ITO/PEDOT:PSS/poly[(9,9-dioctylfluorenyl-2,7-diyl)-co-(4,4'-(*N*-(4-*sec*-butylphenyl)diphenylamine))] (TFB)/poly(9-vinylcarbazole) (PVK):DPBF/bathophenanthroline (Bphen)/LiF/Al. We present here the first demonstration of a DPBF-based OLED, with its electroluminescence (EL) spectrum and device performance



shown in Fig. 3a–c. With  $\sim 6.5\%$  EQE consistently across a wide current range, *i.e.*, above the  $\sim 5\%$  EQE threshold expected of simple fluorescent OLEDs, it is the first indication of triplet utilisation. Moreover, DPBF satisfies the criteria to be a FuLED emitter:<sup>24</sup> (1) high PL quantum yield ( $>0.7$  in polymer:DPBF films); (2) short singlet lifetime (2–6 ns); (3) relatively long triplet lifetime (hundreds of ns to  $\mu\text{s}$ ); and (4)  $2E(T_1) \geq \text{or} \approx E(S_1)$ .

We note that the highest EQE occurs at a low current density, and we speculate that the efficiency roll-off at higher current densities is mainly due to charge imbalance and triplet-charge annihilation from the unoptimised device architecture. This is in good agreement with prior studies.<sup>23,24</sup> To confirm the effect of triplet fusion in the FuLED, we next look at transient EL measurement in Fig. 3d. The decay profile shows an initial prompt fluorescence decay due to direct singlet recombination, and a delayed component due to the bimolecular triplet fusion process, characteristic of triplet fusion enhancement in OLEDs.<sup>21,23,24,40</sup> The delayed EL component follows a bimolecular decay, another trademark of TTA or triplet fusion, and can be fitted by using eqn (1).<sup>24</sup>

$$\text{EL}_{\text{delayed}} = \frac{1}{(a + bt)^2} \quad (1)$$

where  $\text{EL}_{\text{delayed}}$  is the intensity of the delayed EL, and  $a$  and  $b$  are constants. The proportion of the delayed EL out of the total emission can be calculated to be 44% at  $1 \text{ mA cm}^{-2}$ . This fitting in Fig. 3d also allows us to calculate the lifetime of the delayed EL component to be  $3 \mu\text{s}$ . We can infer that the triplet lifetime of DPBF is on a similar order of magnitude, as the delayed EL component is dictated by the triplet fusion pathway.

Following the first method to quantify the TTA-UC quantum efficiency in FuLEDs,<sup>24</sup> we performed similar calculations. We summarise the calculation method in the ESI,<sup>†</sup> Section 5. The intrinsic TTA-UC efficiency  $\eta_{\text{TTA-UC}}$  (twice the number of singlets generated by triplet fusion/number of triplets entering the system) is estimated to be 44.8%; and the quantum yield  $\Phi_{\text{TTA-UC}}$  (the number of TTA-generated photons emitted per triplet exciton entering the system, *i.e.*, maximum 50%) is 19%, at an excitation power intensity of  $\sim 0.01 \text{ mW cm}^{-2}$ . These values are comparable to those of the deep blue DPA FuLED, and are higher than the efficiency reported for red singlet fission TIPS-pentacene FuLEDs (Table 1).<sup>24</sup> It is interesting to note that in the optically excited solution-phase hetero multi-acceptor TTA-UC system, with dual emitters DPBF and DPA, the  $\Phi_{\text{TTA-UC}}$  achieved was comparable at 16%, but at a much higher excitation power intensity of  $115 \text{ mW cm}^{-2}$ .<sup>38</sup> We speculate that processes typically associated with triplet sensitizer molecules (*e.g.*,

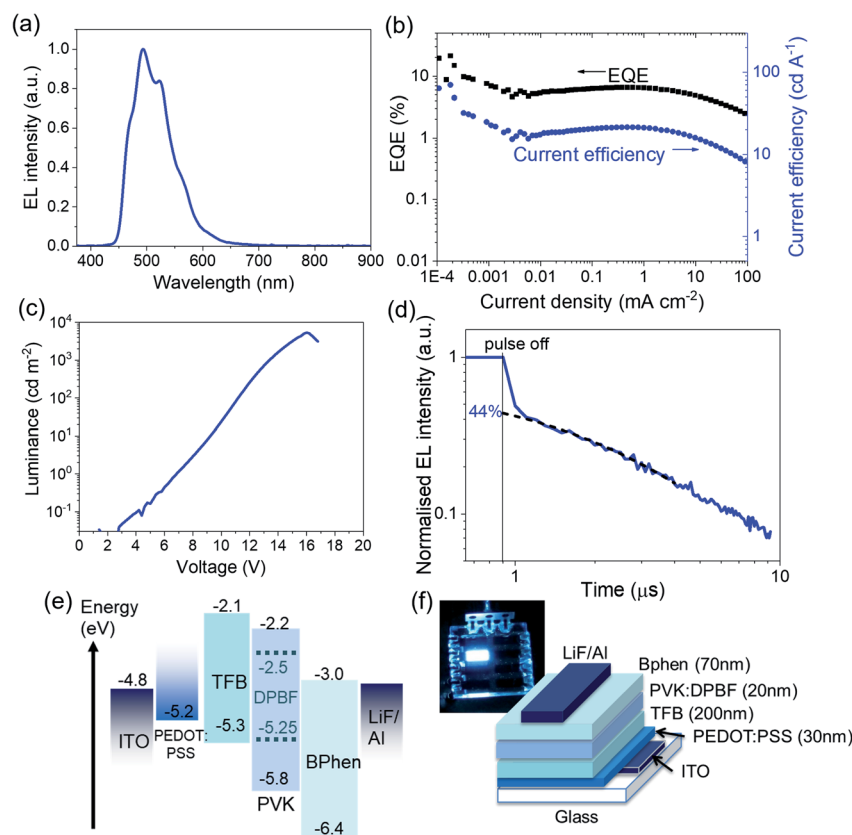


Fig. 3 Triplet fusion in DPBF FuLEDs. (a) EL spectrum of a DPBF FuLED. (See Section 6, ESI<sup>†</sup> on suggested explanations in the differences between the EL and PL spectra for DPBF) (b) EQE and current efficiency vs. current density curves for a DPBF FuLED. (c) Luminance against voltage characterisation curve for a DPBF FuLED. (d) Transient EL of a DPBF FuLED held at  $1 \text{ mA cm}^{-2}$ . (e) The HOMO–LUMO energy alignment of materials in the device stack. (f) Illustration of the device stack and a photograph of a lit-up DPBF FuLED.



Table 1 Comparison of the intrinsic TTA-UC efficiency ( $\eta_{\text{TTA-UC}}$ ) and quantum yield ( $\Phi_{\text{TTA-UC}}$ ) for some systems

Emitter in FuLED/TTA-UC	$\eta_{\text{TTA-UC}}$ (%)	$\Phi_{\text{TTA-UC}}$ (%)	Excitation power intensity ( $\text{mW cm}^{-2}$ )	
DPBF (sky-blue) device	44.8	19.0	0.01 (electrically); 92 (optically, sensitized by PtOEP)	This work
DPA (deep-blue) device	49.0	19.6	0.001 (electrically)	Ref. 24
TIPS-pentacene (red, known singlet fission material) device	35.1	6.8	0.001 (electrically)	Ref. 24
DPBF/DPA optical TTA-upconverter system, in solution	N.A.	16.0	115 (optically, sensitized by PtOEP)	Ref. 38

intersystem crossing, triplet-triplet energy transfer) could be the bottleneck for TTA-UC systems to reach higher efficiencies.

Interestingly, we find that DPBF possesses high vertical hole mobility from single-carrier (hole-only) devices. The current-voltage ( $J$ - $V$ ) curves are analysed with a basic space charge limited current (SCLC) model.<sup>41</sup> Most SCLC hole mobility studies of organic semiconductor thin films typically fall in the range of  $10^{-4} \text{ cm}^2 \text{ V}^{-1} \text{ s}^{-1}$  or lower, and values in the range of  $10^{-2} \text{ cm}^2 \text{ V}^{-1} \text{ s}^{-1}$  are among the best.<sup>42</sup> The hole mobilities obtained for non-annealed, amorphous DPBF are considerably satisfactory and reproducible at  $\sim 0.08 \text{ cm}^2 \text{ V}^{-1} \text{ s}^{-1}$  (Fig. S3 and Section 3, ESI<sup>†</sup>). This helps to facilitate hole transport across the device stack; it might explain why the thick hole-blocking layer in our device design is necessary, and even at 70–80 nm the BPhen may still be insufficient for the DPBF device architecture. Meanwhile, this revelation may prompt DPBF to be used as a hole-transport layer on its own in optoelectronic devices.

In conclusion, we have demonstrated the first DPBF-based FuLEDs, prompted by DPBF's well-separated singlet-triplet energies originally studied for singlet fission. Its prominent behaviour as a TTA-UC emitter in solution with PtOEP as a triplet sensitizer serves as a check for suitability as a FuLED (triplet-fusion enhanced OLED) emitter. We find that, using DPBF as an example, blue TTA-UC emitters are suitable blue FuLED emitters as they share similar selection criteria:  $S_1$  and  $T_1$  energetics, a high blue fluorescence quantum yield, a short singlet lifetime and a relatively long triplet lifetime. A quick check using a PtOEP:DPBF solution and a green excitation laser, producing DPBF's sky blue emission, can serve as an easy step to verify the emitter's suitability in FuLEDs. This step can be applied when working with potential emitters in the future. DPBF as a FuLED candidate has produced efficient sky-blue devices. Transient-EL measurement identified the role of triplets, contributing to up to 44% of the total EL. The intrinsic TTA-UC efficiency ( $\eta_{\text{TTA-UC}}$ ) and the quantum yield ( $\Phi_{\text{TTA-UC}}$ ) are estimated to be 44.8% and 19% respectively, at a very low excitation power intensity of  $\sim 0.01 \text{ mW cm}^{-2}$ . Such enhancements are meaningful towards blue OLED displays as they are still based on fluorescent emitters whose efficiencies can be further improved. Decent hole mobility in the vertical direction ( $\sim 0.08 \text{ cm}^2 \text{ V}^{-1} \text{ s}^{-1}$ ) is observed, prompting potential use for charge transport in other devices. Being inexpensive and easily soluble in most common solvents, and if device stability can be ensured with decent encapsulation, DPBF makes a great candidate for applications in solution-processable optoelectronic devices and printable electronics.

## Conflicts of interest

There are no conflicts to declare.

## Author contributions

L. Y. initiated the project, fabricated, and characterised organic light-emitting diodes. L. Y. with D. D. conducted transient EL measurements. L. Y., X. W. C., X. D., K. L. K. and Z. Y. planned and conducted TTA-UC and fusion-related experiments and characterisation. Y. Y., A. S. and M. Z. contributed towards TTA-UC related experiments and discussions. D. D. and B. E. were engaged in in-depth discussion relating to DPBF and photo-physics, and provided many useful ideas and suggestions. L. Y. prepared the initial manuscript; all authors contributed to the manuscript.

## Acknowledgements

L. Y., X. W. C., Z. Y., Y. Y., A. S., and M. Z. thank the Agency of Science, Technology and Research (A\*STAR), Singapore, for sponsoring, including the SERC Central Research Fund, and AME Programmatic CPI A18A1b0045, and scholarships. L. Y. also extends appreciation towards the University of Cambridge, especially to Prof Richard Friend for insightful discussions. D. D. acknowledges the National Natural Science Foundation of China (NSFC) (61975180), Zhejiang University Education Foundation Global Partnership Fund, and Cambridge University Department of Physics. B.E. acknowledges the Netherlands Organisation for Scientific Research (NWO). The authors also thank Y. Y. Guo, C. H. Tian, and T. C. Sum for their discussion in the revision stage of the manuscript.

## References

- 1 A. Monkman, *ACS Appl. Mater. Interfaces*, 2021, DOI: 10.1021/acsami.1c09189.
- 2 J. H. Burroughes, D. D. C. Bradley, A. R. Brown, R. N. Marks, K. Mackay, R. H. Friend, P. L. Burns and A. B. Holmes, *Nature*, 1990, **347**, 539–541.
- 3 C. W. Tang and S. A. Vanslyke, *Appl. Phys. Lett.*, 1987, **51**, 913–915.
- 4 H. Uoyama, K. Goushi, K. Shizu, H. Nomura and C. Adachi, *Nature*, 2012, **492**, 234–238.
- 5 M. A. Baldo, D. F. O'Brien, Y. You, A. Shoustikov, S. Sibley, M. E. Thompson and S. R. Forrest, *Nature*, 1998, **395**, 151–154.



- 6 K. Goushi, K. Yoshida, K. Sato and C. Adachi, *Nat. Photonics*, 2012, **6**, 253–258.
- 7 Q. Zhang, B. Li, S. Huang, H. Nomura, H. Tanaka and C. Adachi, *Nat. Photonics*, 2014, **8**, 326–332.
- 8 J. Huh, M. J. Sung, S. Kwon, Y. Kim and J. Kim, *Adv. Funct. Mater.*, 2021, **31**, 2100967.
- 9 S. O. Jeon, K. H. Lee, J. S. Kim, S.-G. Ihn, Y. S. Chung, J. W. Kim, H. Lee, S. Kim, H. Choi and J. Y. Lee, *Nat. Photonics*, 2021, **15**, 208–215.
- 10 H. Lim, H. J. Cheon, S.-J. Woo, S.-K. Kwon, Y.-H. Kim and J.-J. Kim, *Adv. Mater.*, 2020, **32**, 2004083.
- 11 H. Nakanotani, T. Higuchi, T. Furukawa, K. Masui, K. Morimoto, M. Numata, H. Tanaka, Y. Sagara, T. Yasuda and C. Adachi, *Nat. Commun.*, 2014, **5**, 4016.
- 12 M. A. Baldo, M. E. Thompson and S. R. Forrest, *Nature*, 2000, **403**, 750–753.
- 13 L. Yang, V. Kim, Y. Lian, B. Zhao and D. Di, *Joule*, 2019, **3**, 2381–2389.
- 14 T. Ye, S. Shao, J. Chen, Z. Chen, L. Wang and D. Ma, *J. Appl. Phys.*, 2010, **107**, 054515.
- 15 S. Nam, J. W. Kim, H. J. Bae, Y. M. Maruyama, D. Jeong, J. Kim, J. S. Kim, W. Son, H. Jeong, J. Lee, S. Ihn and H. Choi, *Adv. Sci.*, 2021, **8**, 2100586.
- 16 J.-H. Kim, F. Deng, F. N. Castellano and J. Kim, *Chem. Mater.*, 2012, **24**, 2250–2252.
- 17 A. Monguzzi, R. Tubino, S. Hoseinkhani, M. Campione and F. Meinardi, *Phys. Chem. Chem. Phys.*, 2012, **14**, 4322.
- 18 R. S. Khayzer, J. Blumhoff, J. A. Harrington, A. Haeefe, F. Deng and F. N. Castellano, *Chem. Commun.*, 2012, **48**, 209–211.
- 19 T. N. Singh-Rachford and F. N. Castellano, *Coord. Chem. Rev.*, 2010, **254**, 2560–2573.
- 20 D. Y. Kondakov, *J. Appl. Phys.*, 2007, **102**, 114504–163102.
- 21 D. Y. Kondakov, T. D. Pawlik, T. K. Hatwar and J. P. Spindler, *J. Appl. Phys.*, 2009, **106**, 124510.
- 22 D. Y. Kondakov, *Philos. Trans. R. Soc., A*, 2015, **373**, 20140321.
- 23 B. H. Wallikewitz, D. Kabra, S. Gélinas and R. H. Friend, *Phys. Rev. B: Condens. Matter Mater. Phys.*, 2012, **85**, 22–25.
- 24 D. Di, L. Yang, J. M. Richter, L. Meraldi, R. M. Altamimi, A. Y. Alyamani, D. Credgington, K. P. Musselman, J. L. MacManus-Driscoll and R. H. Friend, *Adv. Mater.*, 2017, **29**, 1605987.
- 25 N. C. Greenham, R. H. Friend and D. D. C. Bradley, *Adv. Mater.*, 1994, **6**, 491–494.
- 26 J.-S. Kim, P. K. H. Ho, N. C. Greenham and R. H. Friend, *J. Appl. Phys.*, 2000, **88**, 1073.
- 27 P. C. Kierkus, in *Encyclopedia of Reagents for Organic Synthesis*, John Wiley & Sons, Ltd, Chichester, UK, 2001.
- 28 R. Rodrigo, *Tetrahedron*, 1988, **44**, 2093–2135.
- 29 D. Tobia and B. Rickborn, *J. Org. Chem.*, 1987, **52**, 2611–2615.
- 30 P. Carloni, E. Damiani, L. Greci, P. Stipa, F. Tanfani, E. Tartaglini and M. Wozniak, *Res. Chem. Intermed.*, 1993, **19**, 395–405.
- 31 R. H. Young, K. Wehrly and R. L. Martin, *J. Am. Chem. Soc.*, 1971, **93**, 5774–5779.
- 32 J. Michl, A. J. Nozik, X. Chen, J. C. Johnson, G. Rana, A. Akdag and A. F. Schwerin, in *Proc. of SPIE*, ed. Z. H. Kafafi and P. A. Lane, 2007, vol. 6656, p. 66560E.
- 33 M. B. Smith and J. Michl, *Chem. Rev.*, 2010, **110**, 6891–6936.
- 34 J. C. Johnson, A. J. Nozik and J. Michl, *J. Am. Chem. Soc.*, 2010, **132**, 16302–16303.
- 35 J. L. Ryerson, J. N. Schrauben, A. J. Ferguson, S. C. Sahoo, P. Naumov, Z. Havlas, J. Michl, A. J. Nozik and J. C. Johnson, *J. Phys. Chem. C*, 2014, **118**, 12121–12132.
- 36 A. F. Schwerin, J. C. Johnson, M. B. Smith, P. Sreearunothai, D. Popović, J. Cerný, Z. Havlas, I. Paci, A. Akdag, M. K. MacLeod, X. Chen, D. E. David, M. A. Ratner, J. R. Miller, A. J. Nozik and J. Michl, *J. Phys. Chem. A*, 2010, **114**, 1457–1473.
- 37 J. N. Schrauben, J. L. Ryerson, J. Michl and J. C. Johnson, *J. Am. Chem. Soc.*, 2014, **136**, 7363–7373.
- 38 X. Cao, B. Hu and P. Zhang, *J. Phys. Chem. Lett.*, 2013, **4**, 2334–2338.
- 39 Y. Y. Cheng, T. Khoury, R. G. C. R. Clady, M. J. Y. Tayebjee, N. J. Ekins-Daukes, M. J. Crossley and T. W. Schmidt, *Phys. Chem. Chem. Phys.*, 2010, **12**, 66–71.
- 40 C. J. Chiang, A. Kimyonok, M. K. Etherington, G. C. Griffiths, V. Jankus, F. Turksoy and A. P. Monkman, *Adv. Funct. Mater.*, 2013, **23**, 739–746.
- 41 M. A. Lampert and P. Mark, *Current injection in solids*, Academic Press, 1970.
- 42 Y. Li, R. G. Clevenger, L. Jin, K. V. Kilway and Z. Peng, *J. Mater. Chem. C*, 2014, **2**, 7180.

