

Cite this: *Nanoscale Adv.*, 2020, 2, 991

## Graphene nanocrystals in CO<sub>2</sub> photoreduction with H<sub>2</sub>O for fuel production

Williams Kweku Darkwah, \* Godfred Kwesi Teye and Yanhui Ao \*

Graphene nanocrystals can utilize solar light and are valuable in cases where electricity is lacking due to their chemical stability during the photocatalytic process, low cost and non-toxicity. However, because of the large band gap, ultraviolet light irradiation can barely excite graphene, which limits its application in the environment. CO<sub>2</sub> photoreduction through the visible light-responsive photocatalytic performance of graphene nanocrystals has recently been the focus of research in nanoscience due to the ability to convert pollutants into CO<sub>2</sub> and H<sub>2</sub>O for environmental applications such as energy, environmental purification and wastewater treatment. This paper highlights the present improvements in CO<sub>2</sub> photoreduction with H<sub>2</sub>O through the visible light-responsive photocatalytic performance of graphene nanocrystals via the development of structural modification strategies, solar harvesting, methods of synthesis and solar light catalytic mechanisms.

Received 3rd December 2019  
Accepted 15th January 2020

DOI: 10.1039/c9na00756c

rsc.li/nanoscale-advances

### Introduction

Recently, activities such as transportation, industrial processes, and heating, among other main uses, have led to the consumption of large quantities of energy. This present situation is mainly centered on the substantial utilization of fossil fuels, including oil and natural gas, not only for transportation

*Key Laboratory of Integrated Regulation and Resource Development on Shallow Lakes, Ministry of Education, Environmental Engineering Department, College of Environment, Hohai University, Nanjing, China. E-mail: andyao@hhu.edu.cn; williamsdarkwakwaku@yahoo.com; Tel: +86 15295782807*



*Williams Kweku Darkwah is an MSc. student in the Environmental Engineering Department at the College of Environment, Hohai University, Nanjing, China under the supervision of Professor Yanhui Ao. He received his BSc. in Biochemistry from the University of Cape Coast, Cape Coast, Ghana. He was a recipient of the SLAS 2019 Prestigious Tony B Academic Award from the Society of*

*Laboratory Automation and Screening, USA. His research interests are mainly focused on the photocatalysis-based remediation technology using nanomaterials.*



*Godfred Kwesi Teye is a PhD Candidate in the College of Environment, Hohai University, Nanjing City, China, under the supervision of Associate Professor Jingyu Huang and Professor Yi Li. He obtained his MSc in Sustainable Development and Climate Change and BSc in Environmental and Natural Resource Management from the University of Ghana. He also holds a Specialist*

*certificate in Waste, Water and Environmental Management from the FIW Research Institute of Water and Waste Management, Aachen University, Germany as well as a Diploma and Certificate in Environmental Health and Sanitation from the School of Hygiene, Accra, Ghana. He also holds a Professional Certificate of Monitoring and Evaluation from the Ghana Institute of Management and Public Administration (GIMPA). His research area is mainly focused on transition metal-modified magnetite nano-structured photocatalysis, particularly for the degradation of pharmaceutical residues in water.*



but also for the production of electricity and heat. Considering the limited resources of fossil fuels, it is clear that at the high current consumption rate, these resources will become depleted, making the present energy source scheme unsustainable.

Besides sustainability, a second driving force to develop alternative energy sources is climate change specifically atmospheric pollution due to greenhouse gases. CO<sub>2</sub> accumulation has become a global crisis as it is the major product of fossil fuel combustion. It has been predicted that by 2050, the CO<sub>2</sub> concentration in the atmosphere will reach over 500 ppm, which is nearly double the concentration present prior to the industrial revolution.<sup>1</sup>

CO<sub>2</sub> is reduced with H<sub>2</sub>O to form useful products such as carbon monoxide (CO), formate, methanol, ethanol, or hydrocarbons. These molecules are converted or used directly as sustainable alternatives to fossil fuels for energy storage.<sup>139</sup> CO<sub>2</sub> photoreduction, particularly with H<sub>2</sub>O, is one promising solution compared to other methods, such as chemical, electrochemical and biological methods.<sup>140</sup>

Solar energy can be readily gathered, transformed and kept in the form of heat, which can either be distributed to residences or further converted into electricity as well as into other forms of energy.<sup>6</sup> The most innovative investigated technologies concerning solar photon capture may be those *via* photocatalysis, as described by Edmond Becquerel in 1839.<sup>6</sup>

Fujishima and Honda revealed the exceptional knowledge about the photochemical splitting of water into hydrogen and oxygen in the presence of TiO<sub>2</sub> in 1972; since then, research interest has been focused on heterogeneous photocatalysis.<sup>4-6</sup> The increase in the rate of a photoreaction in the presence of a catalyst is described as photocatalysis. Photocatalytic reactions are best known to be carried out in media such as gas phases, pure organic liquid phases or aqueous solutions. Also, most photocatalytic reduction reactions involving photons and a catalyst are often identified as the best in controlling organic

wastewater, solar energy utilization, and environmental treatment applications.<sup>5,6</sup>

Graphitic nanoparticles have become the prime candidates for CO<sub>2</sub> reduction with H<sub>2</sub>O photocatalysis.<sup>7</sup> Graphitic nanoparticles are visible light-responsive materials with outstanding band gaps, and the energy levels of CB and VB are optimally located with respect to the normal hydrogen electrode.<sup>7</sup> In addition, these materials have the ability to resist heat as well as strongly acidic and strongly alkaline solutions.

Due to the outstanding properties of these nanoparticles, the use of these promising materials in water splitting, CO<sub>2</sub> photoreduction with H<sub>2</sub>O, organic contaminant purification, catalytic organic synthesis, and fuel cells is more efficient and effective.<sup>7</sup>

This paper, however, highlights the capability and efficacy for the prospective applications of CO<sub>2</sub> photoreduction with H<sub>2</sub>O through the visible light-responsive photocatalytic performance of graphene nanocrystals for energy and environmental treatment in order to design future implementations to solve the environmental problems related to fuel production. For this reason, these materials are recognized as attractive candidates for environmental uses such as purified fuel production and waste-water treatment.

## Graphene

Graphene stands to be a promising 2D-carbon lattice in the field of material research due to its excellent chemical and physical properties.<sup>39</sup> A large surface area, unique thermal and chemical stabilities, excellent mechanical strength, and superior electrical conductivity make graphene a potential component in various fields such as solar cells.

In recent years, graphene materials with novel compositions and well-defined structures are of particular interest due to their composition-dependent electronic, optical and catalytic properties.<sup>23,24</sup> They have been widely used as efficient heterogeneous or homogeneous catalysts for a broad range of inorganic and organic reactions.<sup>25,26</sup>

Graphene is formed by the one-atom-thick planar sheets of sp<sup>2</sup>-bonded carbon atoms that are densely packed in a honeycomb crystal lattice.<sup>27,33</sup> The derivatives of graphene contain a large number of oxygen-containing functional groups, such as -COOH and -OH.<sup>28,29</sup> Graphene is one of the best base materials to solid-load AgNPs. Graphene can fix other metals in their laminar structure so that these metals or nanomaterials can exhibit good dispersion and it additionally plays a stabilizing and protective role.<sup>30-32</sup>

The use of graphene in phase change materials is more promising than other nanoparticles for enhancing the thermophysical properties of phase change materials.<sup>2,3,34,96,113,115-128</sup> Graphene has the potential to outperform metal nanoparticles, carbon nanotubes, and other carbon allotropes as a filler in thermal management materials.<sup>35</sup> The addition of 4% graphene to 1-octadecanol and erythritol (Fig. 1) leads to 140% increase in thermal conductivity. These improvements are markedly superior to that for other nanofillers such as multiwall carbon nanotubes and silver nanowires.<sup>36,37</sup>



*Yanhui Ao, PhD, is working as a Professor in Hohai University, Nanjing, China. He received his PhD from Southeast University, Nanjing, China. During 2015–2016, he worked as a visiting scholar at Nanyang Technological University, Singapore. He was honoured by the Ministry of Education, China as one of the National Excellent Young Scientists. He has published more than 150 academic papers and also*

*has more than 7 patents. His research interests are mainly focused on new photocatalysis-based remediation technologies using nanomaterials, water resource protection, behaviour of manufactured nanomaterials in the environment, and environment friendly materials.*



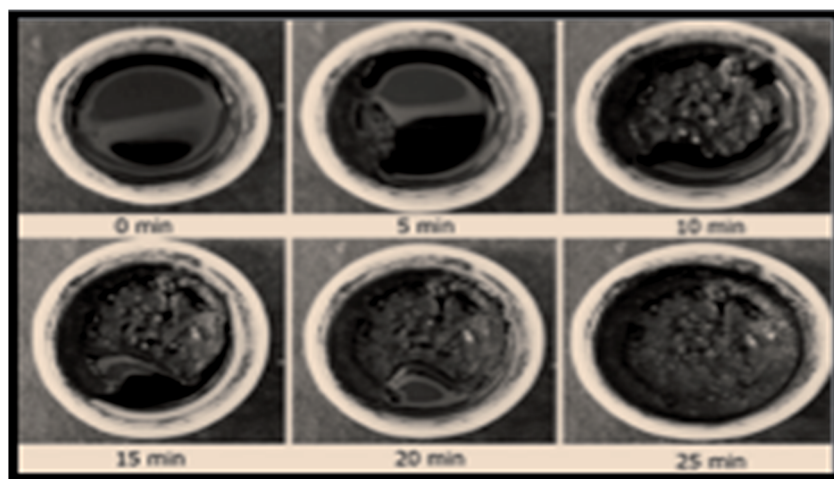


Fig. 1 Solidification of erythritol with 1% graphitic nanoparticles. Reproduced with permission from Mayilvelnathan *et al.*, 2019. Copyright 2019, Elsevier.

## Composites of graphene

Graphene acts as a good electron acceptor and possesses transport properties. Metal/metal oxide–graphene composites absorb light on illumination and cause the photoexcitation of electrons. The excited electrons move from the valence band to the conduction band by electronic excitation between graphene and metal oxide. This process initiates the electron–hole pair charge separation between the metal oxide and graphene.<sup>43,96,101,112,148</sup> Graphene is a potential electron acceptor and possesses a two-dimensional p-conjugation structure, which effectively suppresses the recombination of photogenerated  $e^-$ – $h^+$  pairs.<sup>49</sup>

Jiang *et al.* synthesized a novel ternary  $\text{SnO}_2/\text{Cu}/\text{graphene}$  composite by a one-pot selective reduction method, in which  $\text{N}_2\text{H}_4 \cdot \text{H}_2\text{O}$  was used as a reductant to realize a selective reduction fabrication process because its reduction strength falls in between these two components.<sup>40</sup> The process abandons complicated mechanical mixing (such as high-energy ball milling) and the possibility of destroying the integrity of the composite structure; it can also realize the uniform distribution of active substances and conductive components. In the as-prepared ternary graphene composite by Jiang and co-workers, the electrochemically active  $\text{SnO}_2$  and inactive metallic Cu nanoparticles anchor tightly on flexible conductive graphene sheets and are located in close proximity to each other. Cu nanoparticles can promote the charge transfer kinetics of insulating  $\text{SnO}_2$  at the interfaces, compress the volume stress as lithium ion insertion/deinsertion, and obstruct the aggregation of metallic Sn and  $\text{Li}_x\text{Sn}$  alloys. Thus, improved reversibility of the conversion reaction from  $\text{Sn}/\text{Li}_2\text{O}$  to  $\text{SnO}_2$  is found in the  $\text{SnO}_2/\text{Cu}/\text{GNS}$  composite (see Fig. 2). In summary, the results obtained from this study demonstrate that Cu nanoparticles are promising in promoting the reversibility of the conversion reaction and stabilizing the reversible capacity of  $\text{SnO}_2$ –graphene-based composites.<sup>40</sup>

Carbon allotropes such as 0D carbon dots, 1D carbon nanotubes and 2D graphene have attracted significant interest in many fields including catalysis, new device structures and solar energy harvesting.<sup>41</sup> Particularly, the discovery of graphene has raised a wave of new research on a range of 2D materials, *e.g.*, phosphorene, transition metal dichalcogenides and hexagonal boron nitrides. Recently, graphdiyne (GDY) has emerged as a unique 2D carbon material and it consists of aromatic rings made by  $sp$  and  $sp^2$  carbons and carbon–carbon triple bonds linked by an acetylenic linkage.

Motivated by the multiple merits of GDY, Xu and co-workers reported a GDY-decorated  $\text{TiO}_2$  heterojunction prepared by the electrostatic-driven self-assembly of  $\text{TiO}_2$  nanofibers and GDY nanosheets for light capturing  $\text{CO}_2$  reduction. This work reveals that GDY can function as a highly effective co-catalyst for solar energy harvesting and may be used in other catalytic processes.<sup>41</sup>

The poor incorporation between graphene sheets and other nanoparticles has become a problem in the application of graphene-based composites.<sup>46–48</sup> Graphene oxide was functionalized with triethylene tetramine (TETA) and then, reduced graphene oxide/Ag nanoparticle composites (rGO/Ag NPs) were prepared using TETA as the reductant *via* the hydrothermal method by Cheng *et al.* in 2019. rGO can be separated well by TETA and Ag NPs, and Ag NPs are dispersed on the surface of rGO and/or among the rGO sheets. Hence, the as-prepared rGO/Ag NP composites can be used as sensitive sensors for detecting traces of heavy metal ions except for certain deviations.

Han and co-workers modified a graphene foam electrode with  $\text{Ag}^{2+}$  NPs for detecting Hg using cyclic voltammetry (CV), and the limitation and sensitivity were  $0.11 \mu\text{M}$  and  $8.0 \mu\text{A} \mu\text{M}^{-1}$ , respectively.<sup>43</sup> In addition, the composites containing graphene and Ag NPs can be explored for use as glucose and quercetin sensors.<sup>44,45</sup>



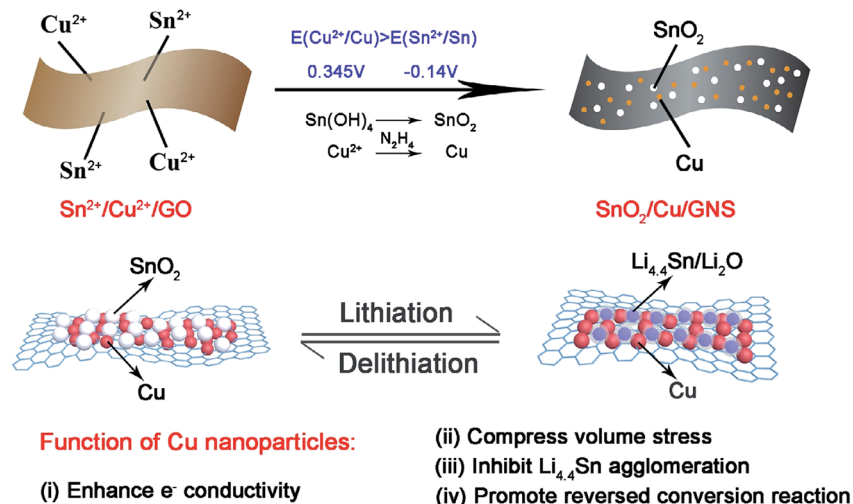


Fig. 2 Schematic illustration of the selective reduction fabrication of SnO<sub>2</sub>/Cu/GNS composite; structure evolution and functions of Cu nanoparticles during lithiation and delithiation processes. Reproduced with permission from Jiang *et al.*, 2019. Copyright 2019, Elsevier.

## Synthesis of graphene

The interesting etiological and electronic nature of graphene makes it possible to develop a method to deposit layers of graphitic nanoparticles in a controlled manner; hence, graphene can be obtained. Considerably, the benchmark particle for comparison is bulk graphene. Graphitic materials are mostly bulk resources with small surface areas when they are prepared or synthesized by the direct condensation of organic precursors.

The mineralization of mesoporous structures and the increase in the specific surface area help in fine-tuning the physicochemical properties, which then increases the photocatalytic performance of graphene.<sup>12</sup> The nano-casting/replication of mesoporous silica matrices is the first method used to prepare graphite materials, such as carbon nitride (g-C<sub>3</sub>N<sub>4</sub>), which are famous for their cohort of the corresponding carbon nanostructures.<sup>10,11</sup> Great efforts were then devoted to discover more innovative schemes for graphene modification, which was inspired by the hard template method. Liu and Cohen then discovered the soft template technique,<sup>8</sup> and other graphene modification schemes such as acidic solution impregnation, ultrasonic dispersion, and chemical functionalization<sup>8,9</sup> were also discovered. These methods described above are good signs of the principle of modifying the surface chemical properties and texture of graphene alone with its electronic potentials.

Thermal treatments such as physical vapor deposition (PVD),<sup>13</sup> chemical vapor deposition,<sup>14</sup> solvo-thermal method<sup>15</sup> and solid-state reaction<sup>15</sup> are used for their approachable processing steps and these serve as the basic techniques for graphene synthesis. Thermal oxidation exfoliation, ultra-sonic exfoliation and chemical exfoliation are well-known as the major exfoliation methods used for preparing graphitic nanomaterials.

The synthesis of AgRh bimetallic nanoparticles (AgRh BNPs) stabilized by graphene quantum dots (GQDs) and their

exceptional catalytic activity in the reduction of 4-nitrophenol, 2,4-dinitrophenol and 4-nitrobenzene diazonium tetrafluoroborate and generation of hydroxyl radicals was studied. The fabrication of the AgRh BNP nanocomposites was achieved by mixing GQDs and sodium borohydride, followed by the addition of simple commercial Ag and Rh salts at 0 °C in water.<sup>16</sup> AgRh BNPs exhibited exceptional catalytic functions due to the positive synergistic effect between the Ag and Rh atoms on GQDs,<sup>21,22</sup> and their catalytic activity was better than those of both monometallic counterparts. This graphene exhibited outstanding generation of hydroxyl radicals<sup>17–20</sup> and further oxidized MB to MB-OH *via* some positive synergistic effects between the Ag and Rh atoms on GQDs than those of other BNPs and pure Ag or Rh NPs (Fig. 3).

Ioni and co-workers presented a new approach for the preparation of graphene with noble metal nanoparticles on its surface using supercritical 2-propanol as a reducing agent for Pd or Pt graphene oxide nanocomposites. The prepared nanocomposites were characterized by X-ray diffraction analyses (XRD) and transmission electron microscopy (TEM). XRD reveals the face-centered cubic structure of Pd and Pt in the nanocomposites, and TEM images show the good spatial distribution of metal nanoparticles on layered graphene sheets.<sup>39</sup>

## Photocatalysis

Studies define photocatalysis as one of the utmost environmental cleansing routines due to its potential to degrade refractory organic particles thoroughly by the use of sunlight or any visible light and its benefits of inferior energy utilization, no ancillary contamination, user-friendliness, *etc.* Graphene, as one of the best earliest established photocatalysts, has been well studied by scientists.<sup>111,112,114,115</sup> Also, researchers have developed many other promising catalysts, such as nanocrystal particles, since the advancement of photocatalysis.<sup>116–121</sup>





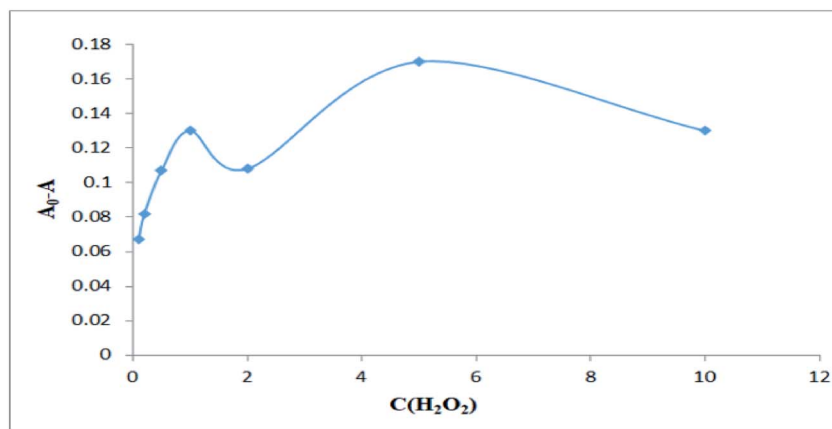


Fig. 3 Effect of H<sub>2</sub>O<sub>2</sub> on the generation of hydroxyl radicals from samples containing 3 mL of  $1.5 \times 10^{-4}$  mmol 4,  $3.375 \times 10^{-5}$  mmol methylene blue and H<sub>2</sub>O<sub>2</sub> at different concentrations. Reproduced with permission from Li *et al.*, 2019. Copyright 2019, Royal Society of Chemistry.

Notably, there are many classes of reactions involved in the photocatalysis phenomenon by the use of a catalyst initiated by light (see Fig. 5), such as the breakdown of organic complexes into biologically reactive water and carbon dioxide, leading to the attractive features of surfaces enclosed with a photocatalyst as these protect against the coatings of fouling matter.

Studies have shown that nanocrystal graphene has more high-quality photocatalytic potential than many promising nanoparticles under light irradiation.<sup>118,134</sup> The widespread

application of nanocrystal graphene has been hampered due to its low separation efficiency of photo-excited electrons and holes. There have been many schemes to overcome these defects, such as forming a heterojunction structure *via* coupling with other semiconductors,<sup>120,121</sup> doping with non-metals<sup>121,122</sup> and depositing noble metals.<sup>122-124</sup> These mechanisms can bring about high photocatalytic functioning. It is generally known that photocatalytic reactions usually take place on the surface of photocatalysts (Fig. 4). Subsequently, the surface environments of photocatalysts are fundamental to advance the photocatalytic activity for the calcination of organic pollutants. Inorganic oxyanions, for instance, phosphates, oxides, and metals have been used to modify photocatalysts and improve their performance.

The photocatalytic properties of graphene embedded in paints or concrete or positioned at the trivial of the particle can impact the high quality of these sustainable products.<sup>135-138</sup> Photocatalysis is designed to harvest visible light by photocatalysts to drive chemical conversion.<sup>38,42</sup>



Fig. 4 Scheme of redox reactions driven by light in a photocatalyst.

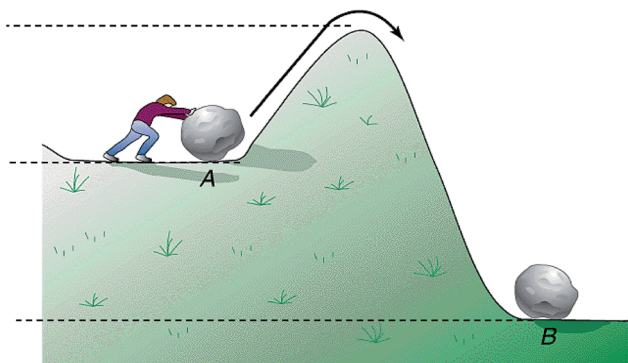


Fig. 5 Activation of energy of photons by the catalyst in the presence of light.

## Mechanisms of photocatalysis

### Gas and liquid phase photocatalysis

Numerous studies have revealed the efficacy of photocatalysis in gas and liquid phase remediation. Mostly, the catalytic route can be categorized into five distinct stages (Fig. 6): allocation of the reactants in the gas or liquid phase to the surface, adsorption of at least one of the reactants, reaction in the adsorbed phase, desorption of the product(s), and removal of the products from the interface region.

The third step is where photocatalytic nature of the graphene plays major role, despite, all the steps are usually found in heterogeneous processes. The nanocrystal graphene is excited with a photon carrying energy equal or in excess of its band gap, producing an electron-hole pair related to the photoinduced electron transfer, and the absorption of light stimulates one electron into the conduction band. Graphene may transfer its electron to any adsorbed electron acceptor (thereby promoting its



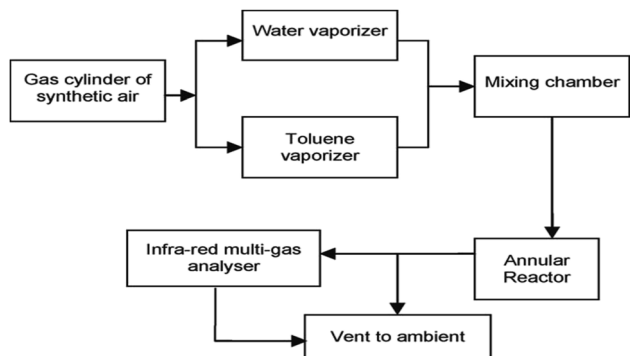


Fig. 6 Flow diagram of photocatalytic reaction system set-up. Reproduced with permission from Adormaa *et al.*, 2018. Copyright 2018, Royal Society of Chemistry.

reduction), while the hole (or the electron vacancy) may accept an electron from an adsorbed donor (promoting its oxidation).

### Basic principle of photocatalytic CO<sub>2</sub> reduction

The basic principle of CO<sub>2</sub> reduction with H<sub>2</sub>O photocatalysis occurs when the energy of the photons is enough to promote the electrons (see Fig. 5) in the valence band to jump to the conduction band. This occurs in three steps: (a) photon absorption and electron-hole pair generation,

(b) charge separation and migration to surface reaction sites or to recombination sites, and

(c) surface chemical reactions at the active sites containing donor oxidants at the valence-band holes and acceptor reductants at the electron center (Fig. 7). Numerous defects associated with these photocatalytic principles have been identified by researchers. During photocatalysis, cation radicals<sup>126</sup> can be produced by injecting charges from an excited molecule into the conduction band of graphene (Fig. 4 and 5).

Irradiation is usually the initial process of CO<sub>2</sub> reduction with H<sub>2</sub>O photocatalysis; thus, the excitation of electrons by photons at the ground state is the prerequisite. Periodically, the photoexcitation of electrons at the ground state also occurs in most of the materials adsorbed on the surface of graphene,<sup>127,128</sup> for instance, the reaction occurring in dye-sensitized solar cells.<sup>129,131</sup> Different pathways are mainly experienced by the

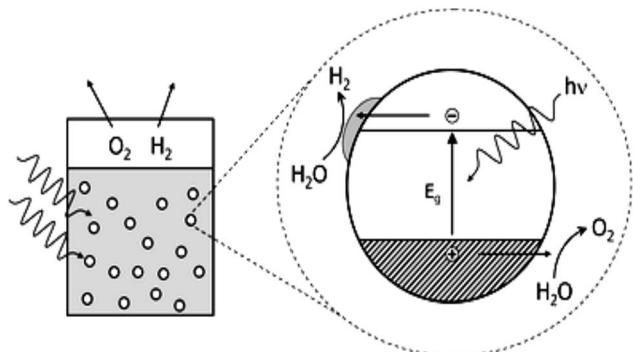


Fig. 7 Photoredox catalysis by a photocatalyst. The oxidation steps are portrayed on the right; the reduction steps are shown on the left.



Fig. 8 Mechanism of the photoreduction of CO<sub>2</sub> with H<sub>2</sub>O to a methoxyl radical on TiO<sub>2</sub> in the presence of water during the photocatalytic reaction. Reproduced with permission Adormaa *et al.*, 2018. Copyright 2018, Royal Society of Chemistry.

charge carriers. Most individual graphene materials are primarily used for water splitting and oxidation/reduction (Fig. 8) in both suspension and electrode systems.<sup>132,133</sup>

### CO<sub>2</sub> reduction with H<sub>2</sub>O

Recently, the increased population as well as industrialization has been detrimental to the environment including the atmosphere.<sup>74,130</sup> Recent increase in CO<sub>2</sub> has remained to be a major issue on this planet.<sup>75,76</sup> CO<sub>2</sub> produced with H<sub>2</sub>O from burning fuels from the domestic to industrial level has contributed significantly to the atmospheric air pollution, resulting in the current global warming the world is experiencing.<sup>77-79,82</sup> There has been an introduction of alternative advanced strategies to cut down the production of CO<sub>2</sub>. The SDG 7 has been identified for clean and renewable energy as one of the best mechanisms to reduce the production of CO<sub>2</sub> with H<sub>2</sub>O in the atmosphere.<sup>80,81</sup> However, due to the increasing demand of fuel and production on the industrial scale, the contribution of CO<sub>2</sub> is still high. Technologies have been developed to reduce the amount of produced CO<sub>2</sub>. Among others, the photocatalytic reaction is one of the best technologies for CO<sub>2</sub> reduction (Fig. 9).<sup>83</sup>

Zhou and co-workers described the facile *in situ* synthesis of a graphene (g-C<sub>3</sub>N<sub>4</sub>)-N-TiO<sub>2</sub> heterojunction as a competent photocatalyst for the selective photoreduction of CO<sub>2</sub> with H<sub>2</sub>O

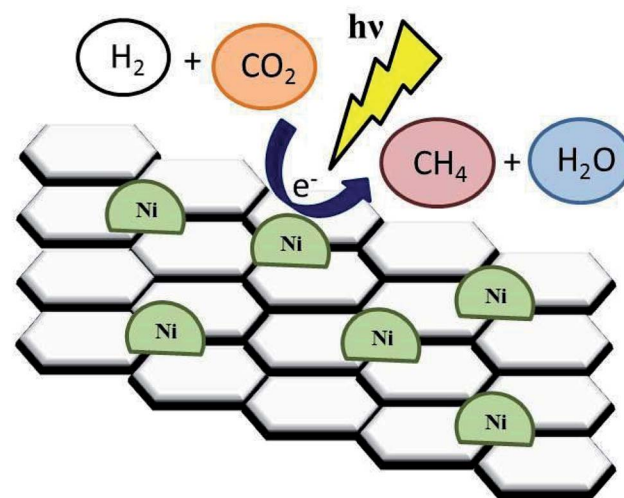


Fig. 9 Illustration of the photoreduction of CO<sub>2</sub> with H<sub>2</sub>O to CO. Reproduced with permission from Mateo *et al.*, 2017. Copyright 2017, Elsevier.



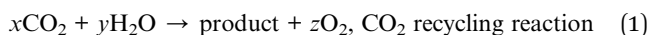
to CO. The composites of graphene, *i.e.*, carbon nitride and nitrogen-doped titanium dioxide composites ( $g\text{-C}_3\text{N}_4\text{-N-TiO}_2$ ) were *in situ* synthesized by the thermal treatment of well-mixed urea and  $\text{Ti}(\text{OH})_4$  in an alumina crucible with a cover at different mass ratios. These results prove that graphene has high photocatalytic  $\text{CO}_2$  reduction with  $\text{H}_2\text{O}$  as compared to its precursors.<sup>84</sup>

Photo-assisted  $\text{CO}_2$  reduction with  $\text{H}_2\text{O}$  by  $\text{H}_2$  has been repeatedly described using fabrics covering noble or analytical metals, such as Pd, Ru and In.<sup>86–91</sup> It was found that  $\text{H}_2\text{O}$  formed in the photocatalytic reaction of NiO/Ni nanoparticles (NPs) supported on defective graphene *via* photo-assisted  $\text{CO}_2$  reduction with  $\text{H}_2$  has a negative influence on the photocatalytic activity and studies further confirmed that  $\text{H}_2\text{O}$  desorption is one of the reasons why the system requires heating.<sup>85</sup> Therefore, it is anticipated that a promising function of temperature in the system can be to promote  $\text{H}_2\text{O}$  desorption from the photocatalyst surface, providing an opportunity for  $\text{H}_2$  and  $\text{CO}_2$  activation.<sup>72,85</sup>

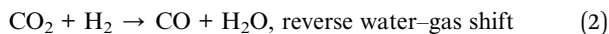
### Strategies for the photoreduction of $\text{CO}_2$ with $\text{H}_2\text{O}$

$\text{CO}_2$  is the most oxidized form of carbon together with carbonate minerals with a formal oxidation state of +4. As a result, the conversion of  $\text{CO}_2$  into a more energetic product involves the transfer of electrons to carbon, reducing its oxidation state. The family of reactions by which  $\text{CO}_2$  is converted to a more reduced product is most often called  $\text{CO}_2$  hydrogenation for thermally driven processes involving the reaction with hydrogen ( $\text{H}_2$ ) or  $\text{CO}_2$  fixation in natural photosynthesis and bioinspired catalysis.<sup>141</sup>

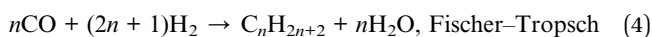
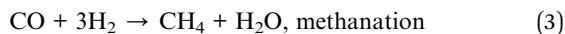
The ultimate source of electrons and protons for the reduction of  $\text{CO}_2$  must be water ( $\text{H}_2\text{O}$ ) as the combustion of a hydrogenated carbon product releases  $\text{H}_2\text{O}$ .  $\text{CO}_2$  reduction/hydrogenation/fixation thus follows the following overall formula:



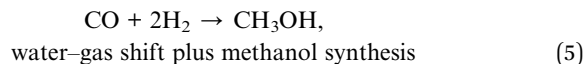
There are pathways in the traditional chemical industry, all thermally activated, that can be used for  $\text{CO}_2$  hydrogenation using  $\text{H}_2$  as the reductant.<sup>142,143</sup>  $\text{CO}_2$  can be reduced to carbon monoxide (CO) by the reverse water gas shift reaction:



If excess  $\text{H}_2$  is used and the water is condensed out, the product gas is a mixture of  $\text{H}_2$  and CO, which is called synthesis gas or syngas. Syngas can be used as the precursor to methane on a Ni catalyst,<sup>144</sup> multi-carbon hydrocarbons on an Fe or Co catalyst,<sup>145</sup> or methanol on a Cu/ZnO catalyst;<sup>146,147</sup> these reactions are called methanation, the Fischer–Tropsch reaction, and methanol synthesis, respectively.

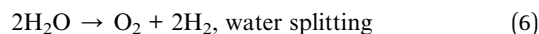


The role of CO is to react with the water released by  $\text{CO}_2$  hydrogenation and generate more  $\text{CO}_2$  molecules *via* the water–gas shift reaction (reverse of reaction (2)). The net reaction is as follows:

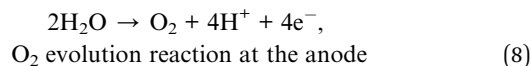
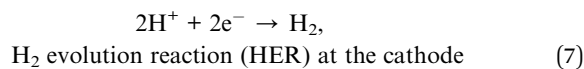


All of these processes run at high pressures and temperatures; for example,  $\sim 100$  bar and  $250^\circ\text{C}$  are typical conditions for methanol synthesis, which is the mildest of the three reactions.<sup>142</sup>

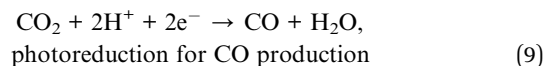
In order for  $\text{CO}_2$  hydrogenation by the above-mentioned reactions to be a renewable process, hydrogen must come from water splitting using renewable energy: (4) in methanol synthesis, some CO molecules are required in the syngas stream because  $\text{CO}_2$  is actually the immediate reactant,



such that the combined reaction is in the form of reaction (1) mentioned above. Water splitting would be driven photochemically using electrical energy from renewable sources such as wind and solar<sup>120</sup> according to the following half-reactions:



An alternative to CO production by the reverse water–gas shift reaction (reaction (2)) is the photoreduction of  $\text{CO}_2$  with  $\text{H}_2\text{O}$  to CO:



### Photocatalytic reduction of $\text{CO}_2$ to methanol (methanol oxidation reaction)

The photocatalytic conversion of  $\text{CO}_2$  with  $\text{H}_2\text{O}$  into fuels such as methanol and formic acid by graphene and graphene oxides based on light irradiation at a specific coverage could decrease the amount of  $\text{CO}_2$  in the environment and meet the increasing demands for energy.<sup>93–95</sup> Honda *et al.* stated for the first time that the photocatalytic reduction of  $\text{CO}_2$  with  $\text{H}_2\text{O}$  into valuable chemicals can be achieved using various semiconductor-based catalytic materials.<sup>69</sup> The conversion of  $\text{CO}_2$  by photocatalysis and artificial photosynthesis as well as electrochemical, chemical and biological approaches can not only alleviate the increasing levels of  $\text{CO}_2$  in the environment but also provide alternative fuels and valuable chemicals.<sup>97–100</sup>

Gusain and co-workers prepared reduced graphene oxide (rGO)–copper oxide nanocomposites *via* the covalent grafting of CuO nanorods on the rGO skeleton. This study explored the potential of the rGO–CuO nanocomposites for the reduction of  $\text{CO}_2$  into methanol under visible light irradiation. The pristine CuO nanorods demonstrated very low photocatalytic activity



due to the fast recombination of charge carriers and yielded  $175 \mu\text{mol g}^{-1}$  methanol although rGO-Cu<sub>2</sub>O and rGO-CuO revealed considerably better photocatalytic activities and yielded five ( $862 \mu\text{mol g}^{-1}$ ) and seven ( $1228 \mu\text{mol g}^{-1}$ ) times as much methanol, respectively. The superior photocatalytic activity of CuO in the rGO-CuO nanocomposites was credited to the slow recombination of charge carriers and the efficient transfer of photogenerated electrons through the rGO skeleton. This study further excludes the use of a scavenging donor.<sup>92</sup>

Recently, it was revealed that an rGO coating significantly increases the activity of Cu<sub>2</sub>O for CO<sub>2</sub> photoreduction to CO, which is nearly six times higher than that for the optimized Cu<sub>2</sub>O.<sup>102</sup> This was attributed to the slower electron-hole recombination, efficient charge transfer and protective function of rGO. Herein, CuO (Cu<sup>2+</sup>) nanorods grafted on rGO showed better photocatalytic activities than the rGO-Cu<sub>2</sub>O (Cu<sup>1+</sup>) nanocomposite.

Also, a facile combined method, sonothermal-hydrothermal method, was used to construct titanium dioxide (TiO<sub>2</sub>) nanoparticles on the surface of reduced graphene oxide (rGO) to form nanocomposites. There was improved photocatalytic CO<sub>2</sub> reduction to methanol by the composites under UVA and visible irradiation, which suggested the modification in the band gap of the composite and the promotion of the separation of photogenerated carriers, yielding a methanol production rate of  $2.33 \text{ mmol g}^{-1} \text{ h}^{-1}$  (ref. 103) (Fig. 10). From the study, it can be deduced that the photoreaction process occurs through the traditional mechanism of photogenerated electron transfer to rGO, while visible light CO<sub>2</sub> reduction proceeds as a result of the charge transfer photoexcitation that directly produces electrons in rGO and holes in TiO<sub>2</sub>.

Among the various applications of graphene, such as photocatalytic CO<sub>2</sub> reduction,<sup>104,110</sup> water splitting,<sup>105</sup> dye and organic pollutant degradation,<sup>106,107</sup> lithium-ion batteries,<sup>108</sup> and antibacterial activity,<sup>109</sup> photocatalytic CO<sub>2</sub> reduction to valuable hydrocarbons *via* solar irradiation can serve as

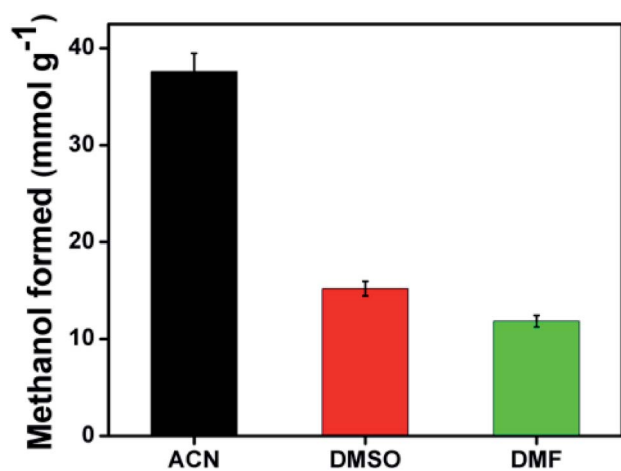


Fig. 10 Influence of the reaction medium for the production of methanol from CO<sub>2</sub> reduction under visible light by 5.0rGO-TiO<sub>2</sub> for a period of 16 h. Reproduced with permission from Mungse *et al.*, 2015. Copyright 2015, Royal Society of Chemistry.

a solution to the total dependence on fossil fuels with its concomitant global warming.

### CO<sub>2</sub> methanation

CO<sub>2</sub> methanation is an exothermic reaction involving CO<sub>2</sub> as a substrate, which can be easily implemented in a thermal process to achieve maximum conversions and rates.<sup>67-71</sup> Photo-assisted reactions are considered advantageous since they can be implemented in a range of temperatures, in which the thermal process does not happen or results in only low CO<sub>2</sub> conversions because of the low reaction rates.<sup>72,73</sup> In exothermic reactions, in order to shift the equilibrium towards the products, low reaction temperatures but with suitable rates are more appropriate, which can be provided by the photo-assisted process. CO<sub>2</sub> methanation is one of the few exothermic reactions involving Ni/SiO<sub>2</sub>-Al<sub>2</sub>O<sub>3</sub> as a catalyst at temperatures above 400 °C to reach high conversions and rates. Therefore, it is well-defined that H<sub>2</sub>O is a robust poison of photo-methanation and it is proposed that the role of temperature is to desorb this generated H<sub>2</sub>O acting as a poison from the catalyst surface.

It is obvious from Fig. 11 that the specific initial rate of CH<sub>4</sub> formation is contingent on the irradiation power, suggesting that under the current conditions, CO<sub>2</sub> methanation is a photo-assisted process.<sup>67</sup>

Recently, developing the photocatalytic activity of predictable semiconductors has attracted many researchers' attention and it has been stated that graphene as a useful additive can be provided to promote the photocatalytic activity. From the experiments of Karach *et al.*, 2018, it has been established that Rh<sub>2</sub>O<sub>3</sub>/Rh NPs maintained on rGO can be an excellent photocatalyst for the methanation of CO<sub>2</sub> at temperatures around 175 °C, achieving a specific CH<sub>4</sub> formation rate of  $814.38 \mu\text{mol g}_{\text{Rh}}^{-1} \text{ h}^{-1}$ , which is approximately double that of the estimated rate for Rh NPs supported on high-surface-area silica-alumina with a discernible quantum efficiency of 2.55%. It seemed that the photoinduced electron transfer from excited Rh<sub>2</sub>O<sub>3</sub>/Rh NPs to graphene sheets is responsible for the positive impact of graphene.

### Photoelectrochemical CO<sub>2</sub> reduction

Photoelectrochemical (PEC) CO<sub>2</sub> reduction with H<sub>2</sub>O has been an innovation for artificial photosynthesis, which provides an effective route to relieve the environmental issues and energy crisis. Therefore, the development of effective catalytic materials with low energy consumption, controllable product selectivity and high quantum efficiency is an urgent concern for the PEC CO<sub>2</sub> reduction with H<sub>2</sub>O.<sup>51-53</sup>

Graphene has been given considerable attention in many prospects of material science, such as solar cells,<sup>54,55</sup> supercapacitors,<sup>56-58</sup> and fuel cells.<sup>59,60</sup> Due to the large specific surface area, chemical durability and excellent charge carrier mobility, graphene has become one of the most ideal carrier materials and electron collectors to promote the separation and transfer of photoinduced charge carriers.<sup>61,62</sup> Also, graphene has been brought into focus in their optoelectronic applications due





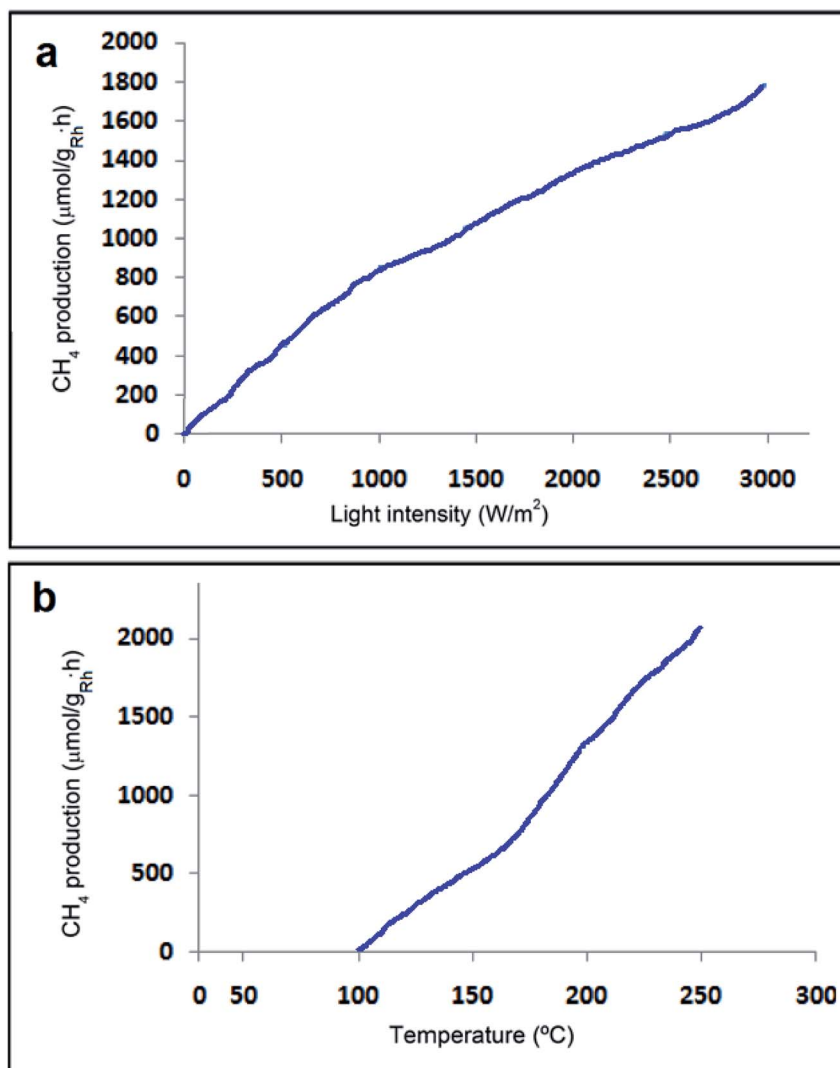


Fig. 11 Specific CH<sub>4</sub> formation rate of Rh (18)–G photocatalyst as a function of the light intensity (a) and temperature (b). The entire catalyst amount utilized in the light intensity experiment was 25 mg and 20 mg in the temperature experiment. Light intensity tests were carried out at a constant temperature of 175 °C, while the light intensity in the temperature dependency experiments was 2541 W m<sup>-2</sup>.  $P_{\text{H}_2} = 1.00$  bar,  $P_{\text{CO}_2} = 0.25$  bar in all cases. Reproduced with permission from Karach *et al.*, 2018. Copyright 2018, Elsevier.

to the wide absorption range in the visible light region and long carrier diffusion length.<sup>63–65</sup>

The proposed possible photoelectrochemical mechanism of a graphene hybrid to achieve CO<sub>2</sub> photoreduction with H<sub>2</sub>O is shown in Fig. 12. Graphene hybrids are the subject for photoelectrochemical CO<sub>2</sub> reduction, from which the photoelectrons can be derived under solar-simulated light illumination. Graphene can be treated as a semiconductor due to the oxygen-containing groups on its surface.<sup>66</sup> The sp<sup>2</sup> carbon atoms function like a conduction band, while the sp<sup>3</sup> carbon atoms serve as the valence band. After introducing a small amount of graphene into the hybrid, in addition to slightly enhanced light absorption, graphene mainly functions as an electron transfer medium to separate photogenerated electron–hole pairs, thus improving photocurrent.

Wang and co-workers proposed that the *in situ* synthesized GO/MAPbBr<sub>3</sub> hybrid was more beneficial to

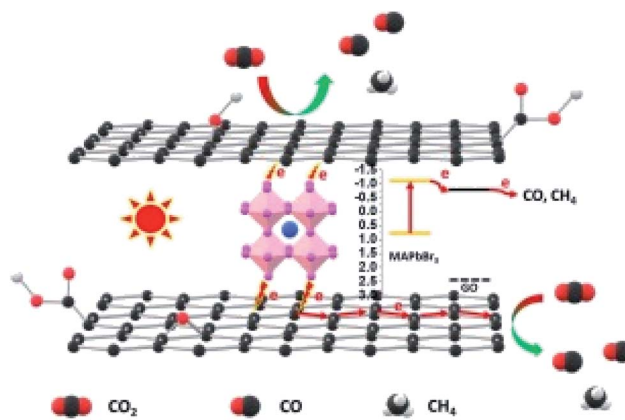


Fig. 12 Possible mechanistic pathway of photoelectrochemical CO<sub>2</sub> reduction. Reproduced with permission from Wang *et al.*, 2018. Copyright 2018, Elsevier.



photoelectrochemical CO<sub>2</sub> reduction with H<sub>2</sub>O than bare MAPbBr<sub>3</sub>. The yield of CO for the MAPbBr<sub>3</sub> photoelectrochemical CO<sub>2</sub> reduction was 0.268 μmol cm<sup>-2</sup> h<sup>-1</sup>. After the hybridization of MAPbBr<sub>3</sub> and GO, a significant improvement in the photoelectrochemical activity was obtained.<sup>50</sup>

## Future prospects and conclusion

From the discussion, the prospective investigations of CO<sub>2</sub> photoreduction with H<sub>2</sub>O through the visible light reactive photocatalytic performance of graphene nanocrystals may consider both designing and producing more effectual nanostructures, for example, hollow spheres with a high surface area or nanoplates with a highly active surface and the degradation performance and mechanism of additional categories of pollutants, particularly for non-dyed pollutants, better CO<sub>2</sub> reduction with H<sub>2</sub>O and hydrogen production.

Also, future prospects should consider developing nanocrystals that are responsive to morphology monitoring, evaluating the photocatalytic practicality and efficacy of traditional synthesis and preparative strategies of graphene nanocrystal compounds and then discovering the functions of distinct graphene nanoparticles in the context of viable fuel production and its effective application in solar energy utilization.

The photocatalytic reduction of CO<sub>2</sub> using H<sub>2</sub>O is a perfect approach for clean fuel production, but it remains challenging to design an extremely well-organized photocatalytic system by tracking the charge flow in a facile manner. Distinctive investigations have demonstrated the high photocatalytic activity of graphene over pollutant carbon dioxide reduction. Among others, graphene in recent times has presented photocatalytic activity towards organic pollutants, hydrogen production and carbon dioxide reduction.

Graphene nanocrystals are mostly used as co-catalysts to help improve the separation and transfer efficacy of electron-hole pairs to enhance the photocatalytic performances of the catalysts. Chen *et al.* (Qin *et al.* 2018; Wang *et al.*, 2009) indicated that graphene nanocrystals coupled with nanoparticles, for instance, n-type graphitic carbon nitride, can usually form a p-n junction to promote charge separation and transfer for improved photocatalytic activity.

Graphene nanocrystals are very important in the management of the environment, especially those which are used in the photocatalytic processes. This was confirmed by (Deng *et al.* 2018; Lan *et al.*, 2015) in their research, where they indicated that noble metals incorporated with graphene catalysts have significant application prospects in the chemical production processes and environmental protection fields.

Lastly, this review on CO<sub>2</sub> photoreduction with H<sub>2</sub>O through the visible light-responsive photocatalytic performance of graphene nanocrystals highlights the current state of knowledge on the photocatalytic activity of these nanocrystals from different aspects of their structural alterations, synthesis, and catalytic capabilities. This mini-review offers a thoughtful perspective of the diverse means of solar harvesting with graphene nanocrystals for better visible light-responsive CO<sub>2</sub> reduction activities. In light of this, further investigations are

also needed in order to construct a complete picture of the exceptional properties of CO<sub>2</sub> photoreduction with H<sub>2</sub>O through the visible light-responsive photocatalytic performance of graphene nanocrystals.

## Conflicts of interest

The authors declares that they have no conflict of interest.

## Acknowledgements

This work was financially supported by grants from National Science Funds for Creative Research Groups of China (No. 51421006), Natural Science Foundation of China (51679063), the Key Program of National Natural Science Foundation of China (No. 41430751), the National Key Plan for Research and Development of China (2016YFC0502203), Fundamental Research Funds (No. 2016B43814), and PAPD.

## References

- 1 M. Yuan, M. Kummer and S. Minter, Strategies for Bioelectrochemical CO<sub>2</sub> Reduction, *Chem.-Eur. J.*, 2019, DOI: 10.1002/chem.201902880.
- 2 M. Fox, Photocatalytic Oxidation of Organic Substances, in *Photocatalysis and Environment: Trends and Applications*, ed. Kluwer, New York Academic Publishers, 1988, pp. 445–467.
- 3 U. I. Gaya and A. H. Abdullah, Heterogeneous Photocatalytic Degradation of Organic Contaminants over Titanium Dioxide: A Review of Fundamentals, Progress and Problems, *J. Photochem. Photobiol., C*, 2008, **9**, 1–12.
- 4 M. Umar and H. A. Aziz, Photocatalytic Degradation of Organic Pollutants in Water, *Org. Pollut.: Monit., Risk Treat.*, 2006, **8**, 195–208, DOI: 10.5772/53699.
- 5 A. Fujishima and K. Honda, *Electrochemical Photolysis of Water at a Semiconductor*, 1972, pp. 3489–3491.
- 6 M. Boroski, A. C. Rodrigues, J. C. Garcia, L. S. Sampaio, J. Nozaki and N. Hioka, Combined Electrocoagulation and TiO<sub>2</sub> Photo-assisted Treatment Applied to Wastewater Effluents from Pharmaceutical and Cosmetic Industries, *J. Hazard. Mater.*, 2009, **162**, 448–454.
- 7 X. Wang, K. Maeda, A. Thomas, K. Takane, G. Xin, J. M. Carlsson, K. Domen and M. Antonietti, A metal-free polymeric photocatalyst for hydrogen production from water under visible light, *Nat. Mater.*, 2008, **8**, 76.
- 8 A. Y. Liu and M. L. Cohen, Prediction of new low compressibility solids, *Science*, 1989, **245**(4920), 841–842.
- 9 M. Y. Chen, D. Li, X. Lin, V. P. Dravid, Y. W. Chung, M. S. Wong and W. D. Sproul, Analytical electron-microscopy and Raman-spectroscopy studies of carbon nitride thin-films, *J. Vac. Sci. Technol., A*, 1993, **11**(3), 521–524.
- 10 Q. Yu, S. Guo, X. Li and M. Zhang, One-step fabrication and high photocatalytic activity of porous graphitic carbon nitride-graphene oxide hybrid by direct polymerization of cyanamide without templates, *Russ. J. Phys. Chem. A*, 2014, **88**(10), 1643–1649.



- 11 Q. Yu, X. Li and M. Zhang, One-step fabrication and high photocatalytic activity of porous graphitic carbon nitride synthesized *via* direct polymerisation of dicyandiamide without templates, *Micro Nano Lett.*, 2014, **9**(1), 1–5.
- 12 X. Li, J. Zhang, L. Shen, Y. Ma, W. Lei, Q. Cui and G. Zou, Preparation and characterization of graphitic carbon nitride through pyrolysis of melamine, *Appl. Phys. A: Mater. Sci. Process.*, 2009, **94**(2), 387–392.
- 13 R. Gago, I. Jimenez, D. Caceres, F. Agullo-Rueda, T. Sajavaara, J. M. Albella, A. Climent-Font, I. Vergara, J. Raisanen and E. Rauhala, Hardening mechanisms in graphitic carbon nitride films grown with N<sub>2</sub>/Ar ion assistance, *Chem. Mater.*, 2001, **13**(1), 129–135.
- 14 Y. Wang, F. Wang, Y. Zuo, X. Zhang and L. F. Cui, Simple synthesis of ordered cubic mesoporous graphitic carbon nitride by chemical vapor deposition method using melamine, *Mater. Lett.*, 2014, **136**, 271–273.
- 15 D. Lu, P. Fang, W. Wu, J. Ding, L. Jiang, X. Zhao, C. Li, M. Yang, Y. Li and D. Wang, Solvothermal-assisted synthesis of self-assembling TiO<sub>2</sub> nanorods on large graphitic carbon nitride sheets with their anti-recombination in the photocatalytic removal of Cr(vi) and Rhodamine B under visible light irradiation, *Nanoscale*, 2017, **9**(9), 3231–3245.
- 16 N. Li, W. Chen, J. Shen, S. Chen and X. Liu, Synthesis of Graphene Quantum Dots Stabilized Bimetallic AgRh Nanoparticles and Their Applications, *Inorg. Chim. Acta*, 2019, DOI: 10.1016/j.ica.2019.119031.
- 17 J. Shi, C. Chan, Y. Pang, W. Ye, F. Tian, J. Lyu, Y. Zhang and M. Yang, A fluorescence resonance energy transfer (FRET) biosensor based on graphene quantum dots (GQDs) and gold nanoparticles (AuNPs) for the detection of mecA gene sequence of staphylococcus aureus, *Biosens. Bioelectron.*, 2015, **67**, 595–600.
- 18 X. Niu, Y. Zhong, R. Chen, F. Wang, Y. Liu and D. Luo, A “turn-on” fluorescence sensor for Pb<sup>2+</sup> detection based on graphene quantum dots and gold nanoparticles, *Sens. Actuators, B*, 2018, **255**(2), 1577–1581.
- 19 X. Liu and D. Astruc, Atomically precise copper nanoclusters and their applications, *Coord. Chem. Rev.*, 2018, **359**, 112–126.
- 20 X. Liu and D. Astruc, From galvanic to anti-galvanic synthesis of bimetallic nanoparticles and applications in catalysis, sensing, and materials science, *Adv. Mater.*, 2017, **29**(16), 1605305.
- 21 J. Ju and W. Chen, *In situ* growth of surfactant-free gold nanoparticles on nitrogen doped graphene quantum dots for electrochemical detection of hydrogen peroxide in biological environments, *Anal. Chem.*, 2015, **87**(3), 1903–1910.
- 22 R. M. Mohamed and E. S. Aazam, Novel Ag/YVO<sub>4</sub> nanoparticles prepared by a hydrothermal method for photocatalytic degradation of methylene-blue dye, *J. Ind. Eng. Chem.*, 2014, **20**(6), 4377–4381.
- 23 V. R. Stamenkovic, B. Fowler, B. S. Mun, G. Wang, P. N. Ross, C. A. Lucas and N. M. Markovic, Improved oxygen reduction activity on Pt<sub>3</sub>Ni(111) *via* increased surface site availability, *Science*, 2007, **315**(5811), 493–497.
- 24 F. Tao, M. E. Grass, Y. Zhang, D. R. Butcher, J. R. Renzas, Z. Liu, J. Y. Chung, B. S. Mun, M. Salmeron and G. A. Somorjai, Reaction-driven restructuring of Rh–Pd and Pt–Pd core-shell nanoparticles, *Science*, 2008, **322**(5903), 932–934.
- 25 X. Liu, D. Wang and Y. Li, Synthesis and catalytic properties of bimetallic nanomaterials with various architectures, *Nano Today*, 2012, **7**(5), 448–466.
- 26 M. B. Gawande, A. Goswami, T. Asefa, H. Guo, A. V. Biradar, D. Peng, R. Zboril and R. S. Varma, Core-shell nanoparticles: synthesis and applications in catalysis and electrocatalysis, *Chem. Soc. Rev.*, 2015, **44**, 7540–7559.
- 27 A. K. Geim, Graphene: status and prospects, *Science*, 2009, **324**, 1530–1534.
- 28 T. Kumeria, M. Bariana, T. Altalhi, M. Kurkuri, C. T. Gibson, W. Yang and D. Losic, Graphene oxide decorated diatom silica particles as new nano-hybrids: towards smart natural drug microcarriers, *J. Mater. Chem. B*, 2013, **1**, 6302–6311.
- 29 Z. Zang, X. Zeng, M. Wang, W. Hu, C. Liu and X. Tang, Tunable photoluminescence of water-soluble AgInZnS-graphene oxide (GO) nanocomposites and their application *in vivo* bioimaging, *Sens. Actuators, B*, 2017, **252**, 1179–1186.
- 30 K. Chandraker, R. Nagwanshi, S. K. Jadhav, K. K. Ghosh and M. L. Satnami, Antibacterial properties of amino acid functionalized silver nanoparticles decorated on graphene oxide sheets, *Spectrochim. Acta, Part A*, 2017, **181**, 47–54.
- 31 X. Wang, P. Huang, L. Feng, M. He, S. Guo, G. Shen and D. Cui, Green controllable synthesis of silver nanomaterials on graphene oxide sheets *via* spontaneous reduction, *RSC Adv.*, 2012, **2**, 3816–3822.
- 32 J. Chen, L. Sun, Y. Cheng, Z. Lu, K. Shao, T. Li, C. Hu and H. Han, Graphene Oxide-Silver Nanocomposite: Novel agricultural antifungal agent against *Fusarium graminearum* for crop disease prevention, *ACS Appl. Mater. Interfaces*, 2016, **8**(36), DOI: 10.1021/acsami.6b05730.
- 33 L. Gao, L. Wang, L. Yang, *et al.*, Preparation, characterization and antibacterial activity of silver nanoparticle/graphene oxide/diatomite composite, *Appl. Surf. Sci.*, 2019, DOI: 10.1016/j.apsusc.2019.04.153.
- 34 T.-P. Teng, B.-G. Lin and Y.-Y. Yeh, Characterization of heat storage by nanocomposite-enhanced phase change materials, *Adv. Mater. Res.*, 2011, **287–290**(1), 1448–1455.
- 35 D. H. Choi, J. Lee, H. Hong and Y. T. Kang, Thermal conductivity and heat transfer performance enhancement of phase change materials (PCM) containing carbon additives for heat storage application, *Int. J. Refrig.*, 2014, **42**, 112–120.
- 36 J. D. Renteria, D. L. Nika and A. A. Balandin, Graphene Thermal Properties: Applications in Thermal Management and Energy Storage, *Appl. Sci.*, 2014, **4**(4), 525–547.
- 37 F. Yavari, H. R. Fard, K. Pashayi, M. A. Rafiee, A. Zamiri, Z. Yu, R. Ozisik, T. Borca-Tasciuc and N. Koratkar,



- Enhanced thermal conductivity in a nanostructured phase change composite due to low concentration graphene additives, *J. Phys. Chem. C*, 2011, **115**(17), 8753–8758.
- 38 V. Mayilvelnathan and A. Valan Arasu, Characterisation and thermophysical properties of graphene nanoparticles dispersed erythritol PCM for medium temperature thermal energy storage applications, *Thermochim. Acta*, 2019, DOI: 10.1016/j.tca.2019.03.03.
- 39 Y. Ioni, E. Buslaeva and S. Gubin, Synthesis of graphene with noble metals nanoparticles on its surface, *Mater. Today: Proc.*, 2016, **3**, S209–S213.
- 40 Y. Jiang, Y. Wan, W. Jiang, H. Tao, W. Li, S. Huang, Z. Chen and B. Zhao, Stabilizing the reversible capacity of SnO<sub>2</sub>/graphene composites by Cu<sub>T</sub> nanoparticle, *Chem. Eng. J.*, 2019, **367**, 45–54.
- 41 F. Xu, K. Meng, B. Zhu, H. Liu, J. Xu and J. Yu, Graphdiyne: A New Photocatalytic CO<sub>2</sub> Reduction Cocatalyst, *Adv. Funct. Mater.*, 2019, 1904256, DOI: 10.1002/adfm.201904256.
- 42 Y. Cheng, H. Li, C. Fang, L. Ai, J. Chen, J. Su, Q. Zhang and Q. Fu, Facile synthesis of reduced graphene oxide/silver nanoparticles composites and their application for detecting heavy metal ions, *J. Alloys Compd.*, 2019, DOI: 10.1016/j.jallcom.2019.01.320.
- 43 T. Han, J. L. Jin, C. X. Wang, Y. Y. Sun, Y. H. Zhang and Y. Q. Liu, Ag Nanoparticles-Modified 3D Graphene Foam for Binder-Free Electrodes of Electrochemical Sensors, *Nanomaterials*, 2017, **7**, 40.
- 44 S. M. Naghib, E. Parnian, H. Keshvari, E. Omidinia and M. E. Malek, Synthesis, characterization and electrochemical evaluation of polyvinylalcohol/graphene oxide/silver nanocomposites for glucose biosensing application, *Int. J. Electrochem. Sci.*, 2018, **13**, 1013–1026.
- 45 Z. F. Yao, X. Yang, X. B. Liu, Y. Q. Yang, Y. J. Hu and Z. J. Zhao, Electrochemical quercetin sensor based on a nanocomposite consisting of magnetized reduced graphene oxide, silver nanoparticles and a molecularly imprinted polymer on a screen-printed electrode, *Microchim. Acta*, 2018, **185**, 70.
- 46 J. Mohammadnejad, F. Yazdian, M. Omidi, A. D. Rostami, B. Rasekh and A. Fathinia, Graphene oxide/silver nanohybrid: optimization, antibacterial activity and its impregnation on bacterial cellulose as a potential wound dressing based on GO–Ag nanocomposite-coated BC, *Eng. Life Sci.*, 2018, **18**, 298–330.
- 47 E. S. Orth, J. E. S. Fonsaca, S. H. Domingues, H. Mehl, M. M. Oliveira and A. J. G. Zarbin, Targeted thiolation of graphene oxide and its utilization as precursor for graphene/silver nanoparticles composites, *Carbon*, 2013, **61**, 543–550.
- 48 Z. Q. Zhao, X. Chen, Q. Yang, J. H. Liu and X. J. Huang, Selective adsorption toward toxic metal ions results in selective response: electrochemical studies on a polypyrrole/reduced graphene oxide nanocomposite, *Chem. Commun.*, 2012, **48**, 2180–2182.
- 49 M. R. Gandhi, S. Vasudevan, A. Shibayama and M. Yamada, Graphene and Graphene-Based Composites: A Rising Star in Water Purification – A Comprehensive Overview, *ChemistrySelect*, 2016, **1**, 4358–4385.
- 50 Q. Wang, L. Tao, X. Jiang, M. Wang and Y. Shen, Graphene Oxide Wrapped CH<sub>3</sub>NH<sub>3</sub>PbBr<sub>3</sub> Perovskite Quantum dots Hybrid for Photoelectrochemical CO<sub>2</sub> Reduction in Organic Solvents, *Appl. Surf. Sci.*, 2018, DOI: 10.1016/j.apsusc.2018.09.215.
- 51 L. Yuan and Y.-J. Xu, Photocatalytic conversion of CO<sub>2</sub> into value-added and renewable fuels, *Appl. Surf. Sci.*, 2015, **342**, 154–167.
- 52 M. Iqbal, Y. Wang, H. Hu, M. He, A. Hassan Shah, L. Lin, P. Li, K. Shao, A. Reda Woldu and T. He, Cu<sub>2</sub>O-tipped ZnO nanorods with enhanced photoelectrochemical performance for CO<sub>2</sub> photoreduction, *Appl. Surf. Sci.*, 2018, **443**, 209–216.
- 53 A. Navae and A. Salimi, Specific anion effects on copper surface through electrochemical treatment: Enhanced photoelectrochemical CO<sub>2</sub> reduction activity of derived nanostructures induced by chaotropic anions, *Appl. Surf. Sci.*, 2018, **440**, 897–906.
- 54 A. Giuri, S. Masi, S. Colella, A. Listorti, A. Rizzo, A. Kovtun, S. Dell'Elce, A. Liscio and C. Esposito Corcione, Rheological and physical characterization of PEDOT: PSS/graphene oxide nanocomposites for perovskite solar cells, *Polym. Eng. Sci.*, 2017, **57**, 546–552.
- 55 A. Agresti, S. Pescetelli, L. Cinà, D. Konios, G. Kakavelakis, E. Kymakis and A. D. Carlo, Efficiency and Stability Enhancement in Perovskite Solar Cells by Inserting Lithium-Neutralized Graphene Oxide as Electron Transporting Layer, *Adv. Funct. Mater.*, 2016, **26**, 2686–2694.
- 56 Y. Xu, L. Wang, P. Cao, C. Cai, Y. Fu and X. Ma, Mesoporous composite nickel cobalt oxide/graphene oxide synthesized via a template-assistant co-precipitation route as electrode material for supercapacitors, *J. Power Sources*, 2016, **306**, 742–752.
- 57 Y. Gao, Y. Wan, B. Wei and Z. Xia, Capacitive Enhancement Mechanisms and Design Principles of High-Performance Graphene Oxide-Based All-Solid-State Supercapacitors, *Adv. Funct. Mater.*, 2018, **28**, 1706721.
- 58 Y. Xu, X. Li, G. Hu, T. Wu, Y. Luo, L. Sun, T. Tang, J. Wen, H. Wang and M. Li, Graphene oxide quantum dot-derived nitrogen-enriched hybrid graphene nanosheets by simple photochemical doping for high-performance supercapacitors, *Appl. Surf. Sci.*, 2017, **422**, 847–855.
- 59 D. He, H. Tang, Z. Kou, M. Pan, X. Sun, J. Zhang and S. Mu, Engineered Graphene Materials: Synthesis and Applications for Polymer Electrolyte Membrane Fuel Cells, *Adv. Mater.*, 2017, **29**, 1601741.
- 60 J. Shui, M. Wang, F. Du and L. Dai, N-doped carbon nanomaterials are durable catalysts for oxygen reduction reaction in acidic fuel cells, *Sci. Adv.*, 2015, **1**, 1400129.
- 61 D. Xu, B. Cheng, S. Cao and J. Yu, Enhanced photocatalytic activity and stability of Z-scheme Ag<sub>2</sub>CrO<sub>4</sub>–GO composite photocatalysts for organic pollutant degradation, *Appl. Catal., B*, 2015, **164**, 380–388.
- 62 X. Li, J. Yu, S. Wageh, A. A. Al-Ghamdi and J. Xie, Graphene in Photocatalysis: A Review, *Small*, 2016, **12**, 6640–6696.





- 63 S. Kazim, M. K. Nazeeruddin, M. Grätzel and S. Ahmad, Perovskite as Light Harvester: A Game Changer in Photovoltaics, *Angew. Chem., Int. Ed.*, 2014, **53**, 2812–2824.
- 64 M. He, X. Pang, X. Liu, B. Jiang, Y. He, H. Snaith and Z. Lin, Monodisperse Dual-Functional Upconversion Nanoparticles Enabled Near-Infrared Organolead Halide Perovskite Solar Cells, *Angew. Chem., Int. Ed.*, 2016, **55**, 4280–4284.
- 65 J. Hwang, R. R. Rao, L. Giordano, Y. Katayama, Y. Yu and Y. Shao-Horn, Perovskites in catalysis and electrocatalysis, *Science*, 2017, **358**, 751–756.
- 66 G. Eda and M. Chhowalla, Chemically derived graphene oxide: towards large-area thin-film electronics and optoelectronics, *Adv. Mater.*, 2010, **22**, 2392–2415.
- 67 N. Karach, M. Hosseini, Z. Parsaee and R. Razavi, Novel high performance reduced graphene oxide based nanocatalyst decorated with Rh<sub>2</sub>O<sub>3</sub>/Rh NPs for CO<sub>2</sub> photoreduction, *J. Photochem. Photobiol., A*, 2018, DOI: 10.1016/j.jphotochem.2018.06.024.
- 68 G. Du, S. Lim, Y. Yang, C. Wang, L. Pfefferle and G. L. Haller, Methanation of carbon dioxide on Ni-incorporated MCM-41 catalysts: The influence of catalyst pretreatment and study of steady-state reaction, *J. Catal.*, 2007, **249**, 370–379.
- 69 T. Inui, M. Funabiki, M. Suehiro and T. Sezume, Methanation of CO<sub>2</sub> and CO on supported nickel-based composite catalysts, *J. Chem. Soc., Faraday Trans. 1*, 1979, **75**, 787–802.
- 70 Y. x. Pan, C. j. Liu and Q. Ge, Effect of surface hydroxyls on selective CO<sub>2</sub> hydrogenation over Ni<sub>4</sub>/gamma-Al<sub>2</sub>O<sub>3</sub>: A density functional theory study, *J. Catal.*, 2010, **272**, 227–234.
- 71 S. Abello, C. Berruero and D. Montane, High-loaded nickel-alumina catalyst for direct CO<sub>2</sub> hydrogenation into synthetic natural gas (SNG), *Fuel*, 2013, **113**, 598–609.
- 72 P. Frontera, A. Macario, M. Ferraro and P. Antonucci, Supported Catalysts for CO<sub>2</sub> Methanation: A Review, *Catalysts*, 2017, **7**, 59.
- 73 H. Yang, X. Cui, X. Dai, Y. Deng and F. Shi, Carbon-catalysed reductive hydrogen atom transfer reactions, *Nat. Commun.*, 2015, **6**, 1–11.
- 74 S. E. Manahan, The endangered Global Atmosphere, in *Environmental Chemistry*, Lewis Publisher, Boca Raton, Landon, New York, Washington D.C, 7th edn, 2000.
- 75 S. Chakravarty, A. Chikkatur, H. de Coninck, S. Pacala, R. Socolow and M. Tavoni, Sharing global CO<sub>2</sub> emission reductions among one billion high emitters, *Proc. Natl. Acad. Sci. U. S. A.*, 2009, **106**(29), 11884–11888.
- 76 J. Rogelj, *et al.*, Energy system transformations for limiting end-of-century warming to below 1.5 °C, *Nat. Clim. Change*, 2015, **5**(6), 519–527.
- 77 L. A. Duguma, P. A. Minang and M. van Noordwijk, “Climate Change Mitigation and Adaptation in the Land Use Sector: From Complementarity to Synergy, *Environ. Manage.*, 2014, **54**, 420–432.
- 78 Y. Xu and V. Ramanathan, Well below 2 °C: Mitigation strategies for avoiding dangerous to catastrophic climate changes, *Proc. Natl. Acad. Sci. U. S. A.*, 2017, **114**(39), 201618481.
- 79 B. Solano Rodriguez, P. Drummond and P. Ekins, Decarbonizing the EU energy system by 2050: an important role for BECCS, *Clim. Pol.*, 2017, **17**, S93–S110.
- 80 J. Fuglestedt, *et al.*, Implications of possible interpretations of ‘greenhouse gas balance’ in the Paris Agreement, *Philos. Trans. R. Soc., A*, 2018, **376**(2119), 20160445.
- 81 V. Duscha, A. Denishchenkova and J. Wachsmuth, Achievability of the Paris Agreement targets in the EU: demand-side reduction potentials in a carbon budget perspective, *Clim. Pol.*, 2018, **3062**, 1–14.
- 82 W. Yu, D. Xu and T. Peng, Enhanced photocatalytic activity of g-C<sub>3</sub>N<sub>4</sub> for selective CO<sub>2</sub> reduction to CH<sub>3</sub>OH via facile coupling of ZnO: A direct Z-scheme mechanism, *J. Mater. Chem. A*, 2015, **3**(39), 19936–19947.
- 83 Y. He, *et al.*, Z-scheme SnO<sub>2-x</sub>/g-C<sub>3</sub>N<sub>4</sub> composite as an efficient photocatalyst for dye degradation and photocatalytic CO<sub>2</sub> reduction, *Sol. Energy Mater. Sol. Cells*, 2015, **137**, 175–184.
- 84 S. Zhou, *et al.*, Facile *in situ* synthesis of graphitic carbon nitride (g-C<sub>3</sub>N<sub>4</sub>)-N-TiO<sub>2</sub> heterojunction as an efficient photocatalyst for the selective photoreduction of CO<sub>2</sub> to CO, *Appl. Catal., B*, 2014, **158–159**, 20–29.
- 85 D. Mateo, J. Albero and H. García, Graphene supported NiO/Ni nanoparticles as efficient photocatalyst for gas phase CO<sub>2</sub> reduction with hydrogen, *Appl. Catal., B*, 2017, DOI: j.apcatb.2017.10.071.
- 86 M. Li, P. Li, K. Chang, T. Wang, L. Liu, Q. Kang, S. Ouyang and J. Ye, Highly efficient and stable photocatalytic reduction of CO<sub>2</sub> to CH<sub>4</sub> over Ru loaded NaTaO<sub>3</sub>, *Chem. Commun.*, 2015, **51**, 7645–7648.
- 87 X. Meng, T. Wang, L. Liu, S. Ouyang, P. Li, H. Hu, T. Kako, H. Iwai, A. Tanaka and J. Ye, Photothermal Conversion of CO<sub>2</sub> into CH<sub>4</sub> with H<sub>2</sub> over Group VIII Nanocatalysts: An Alternative Approach for Solar Fuel Production, *Angew. Chem., Int. Ed.*, 2014, **53**, 11478–11482.
- 88 J. Ren, S. Ouyang, H. Xu, X. Meng, T. Wang, D. Wang and J. Ye, Targeting Activation of CO<sub>2</sub> and H<sub>2</sub> over Ru-Loaded Ultrathin Layered Double Hydroxides to Achieve Efficient Photothermal CO<sub>2</sub> Methanation in Flow-Type System, *Adv. Energy Mater.*, 2017, **7**, DOI: 10.1002/aenm.201770022.
- 89 K. K. Ghuman, L. B. Hoch, P. Szymanski, J. Y. Y. Loh, N. P. Kherani, M. A. E-Sayed, G. A. Ozin and C. V. Singh, Photoexcited Surface Frustrated Lewis Pairs for Heterogeneous Photocatalytic CO<sub>2</sub> Reduction, *J. Am. Chem. Soc.*, 2016, **138**, 1206–1214.
- 90 J. Jia, P. G. O'Brien, L. He, Q. Qiao, T. Fei, L. M. Reyes, T. E. Burrow, Y. Dong, K. Liao, M. Varela, S. J. Pennycook, M. Hmadeh, A. S. Helmy, N. P. Kherani, D. D. Perovic and G. A. Ozin, Visible and Near-Infrared Photothermal Catalyzed Hydrogenation of Gaseous CO<sub>2</sub> over Nanostructured Pd@Nb<sub>2</sub>O<sub>5</sub>, *Adv. Sci.*, 2016, **3**, 1600189.
- 91 P. G. O'Brien, A. Sandhel, T. E. Wood, A. A. Jelle, L. B. Hoch, D. D. Perovic, C. A. Mims and G. A. Ozin, Photomethanation of Gaseous CO<sub>2</sub> over Ru/Silicon Nanowire Catalysts with



- Visible and Near-Infrared Photons, *Adv. Sci.*, 2014, **1**, 10.1002/advs.201400001.
- 92 R. Gusain, P. Kumar, O. P. Sharma, S. L. Jain and O. P. Khatri, Reduced graphene oxide-CuO nanocomposites for photocatalytic conversion of CO<sub>2</sub> into methanol under visible light irradiation, *Appl. Catal., B*, 2015, DOI: j.apcatb.2015.08.012.
- 93 K. Li, X. An, K. H. Parka, M. Khraisheh and J. Tang, A critical review of CO<sub>2</sub> photoconversion: Catalysts and reactors, *Catal. Today*, 2014, **224**, 3–12.
- 94 H. C. Hsu, I. Shown, H. Y. Wei, Y. C. Chang, H. Y. Du, Y. G. Lin, C. A. Tseng, C. H. Wang, L. C. Chen, Y. C. Lin and K. H. Chen, Graphene oxide as a promising photocatalyst for CO<sub>2</sub> to methanol conversion, *Nanoscale*, 2013, **5**, 262–268.
- 95 F. Sastre, A. V. Puga, L. Liu, A. Corma and H. Garcia, Complete Photocatalytic Reduction of CO<sub>2</sub> to Methane by H<sub>2</sub> under Solar Light Irradiation, *J. Am. Chem. Soc.*, 2014, **136**, 6798–6801.
- 96 T. Inoue, A. Fujishima, S. Konishi and K. Honda, Photoelectrocatalytic reduction of carbon dioxide in aqueous suspensions of semiconductor powders, *Nature*, 1979, **277**, 637–638.
- 97 M. Mikkelsen, M. Jorgensen and F. C. Krebs, The teraton challenge. A review of fixation and transformation of carbon dioxide, *Energy Environ. Sci.*, 2010, **3**, 43–81.
- 98 C. Costentin, M. Robert and J. M. Saveant, Catalysis of the electrochemical reduction of carbon dioxide, *Chem. Soc. Rev.*, 2013, **42**, 2423–2436.
- 99 A. T. Najafabadi, CO<sub>2</sub> chemical conversion to useful products: An engineering insight to the latest advances toward sustainability, *Int. J. Energy Res.*, 2013, **37**, 485–499.
- 100 V. P. Indrakanti, J. D. Kubicki and H. H. Schobert, Photoinduced activation of CO<sub>2</sub> on Ti-based heterogeneous catalysts: Current state, chemical physics-based insights and outlook, *Energy Environ. Sci.*, 2009, **2**, 745–758.
- 101 S. Wang and X. Wang, Photocatalytic CO<sub>2</sub> reduction by CdS Promoted with a Zeolitic Imidazolate Framework, *Appl. Catal., B*, 2015, **162**, 494–500.
- 102 H. P. Mungse, R. Singh, H. Sugimura, N. Kumar and O. P. Khatri, Molecular Pillar Supported Graphene Oxide Framework: Conformational Heterogeneity and Tunable *d*-spacing, *Phys. Chem. Chem. Phys.*, 2015, DOI: 10.1039/c5cp02313k.
- 103 J. O. Olowoyo, M. Kumar, B. Singh, V. O. Oninla, J. O. Babalola, H. é. Valdés, A. V. Vorontsov and U. Kumar, Self-assembled reduced graphene oxide-TiO<sub>2</sub> nanocomposites: Synthesis, DFTB+ calculations, and enhanced photocatalytic reduction of CO<sub>2</sub> to methanol, *Carbon*, 2019, DOI: 10.1016/j.carbon.2019.03.019.
- 104 W. Tu, Y. Zhou, Q. Liu, Z. Tian, J. Gao, *et al.*, Robust hollow spheres consisting of alternating titania nanosheets and graphene nanosheets with high photocatalytic activity for CO<sub>2</sub> conversion into renewable fuels, *Adv. Funct. Mater.*, 2012, **22**, 1215–1221.
- 105 P. F. Wang, S. H. Zhan, Y. G. Xia, S. L. Ma, Q. X. Zhou and Y. Li, The fundamental role and mechanism of reduced graphene oxide in rGO/Pt-TiO<sub>2</sub> nanocomposite for high-performance photocatalytic water splitting, *Appl. Catal., B*, 2017, **207**, 335–346.
- 106 C. Wang, D. L. Meng, J. H. Sun, J. Memon, Y. Huang and J. X. Geng, Graphene wrapped TiO<sub>2</sub> based catalysts with enhanced photocatalytic activity, *Adv. Mater. Interfaces*, 2014, **1**, 1300150.
- 107 X. Y. Wang, J. Wang, X. L. Dong, F. Zhang, L. G. Ma, *et al.*, Synthesis and catalytic performance of hierarchical TiO<sub>2</sub> hollow sphere/reduced graphene oxide hybrid nanostructures, *J. Alloys Compd.*, 2016, **656**, 181–188.
- 108 M. M. Zhen, X. H. Zhu, X. Zhang, Z. Zhou and L. Liu, Reduced graphene oxide-supported TiO<sub>2</sub> fiber bundles with mesostructures as anode materials for lithium-ion batteries, *Chem.–Eur. J.*, 2015, **21**, 14454–14459.
- 109 O. Akhavan and E. Ghaderi, Photocatalytic reduction of graphene oxide nanosheets on TiO<sub>2</sub> thin film for photoinactivation of bacteria in solar light irradiation, *J. Phys. Chem. C*, 2009, **113**, 20214–20220.
- 110 L. L. Tan, W. J. Ong, S. P. Chai and A. R. Mohamed, Noble metal modified reduced graphene oxide/TiO<sub>2</sub> ternary nanostructures for efficient visible-light-driven photoreduction of carbon dioxide into methane, *Appl. Catal., B*, 2015, **166**, 251–259.
- 111 H. Tong, S. X. Ouyang, Y. P. Bi, N. Umezawa, M. Oshikiri and J. H. Ye, Nano-photo-catalytic materials: possibilities and challenges, *Adv. Mater.*, 2012, **24**(2), 229–251.
- 112 J. Schneider, M. Matsuoka, M. Takeuchi, J. L. Zhang, Y. Horiuchi, M. Anpo and D. W. Bahnemann, Understanding TiO<sub>2</sub> photocatalysis: mechanisms and materials, *Chem. Rev.*, 2014, **114**(19), 9919–9986.
- 113 W. K. Darkwah and Y. Ao, Mini Review on the structural and properties (photocatalysis), preparation techniques of graphite Carbon Nitride (g-C<sub>3</sub>N<sub>4</sub>) Nano-Based particle, *Nanoscale Res. Lett.*, 2018, **13**, 388, DOI: 10.1186/s11671-018-2702-3.
- 114 Y. Ma, X. L. Wang, Y. S. Jia, X. B. Chen, H. X. Han and C. Li, Titanium dioxide-based nanomaterials for photocatalytic fuel generations, *Chem. Rev.*, 2014, **114**(19), 9987–10043.
- 115 S. W. Cao, J. X. Low, J. G. Yu and M. Jaroniec, Polymeric photocatalysts based on graphitic carbon nitride, *Adv. Mater.*, 2015, **27**(13), 2150–2176.
- 116 X. Yang, H. Li, W. Zhang, M. X. Sun, L. Q. Li, N. Xu, J. D. Wu and J. Sun, High visible photoelectrochemical activity of Ag nanoparticle-sandwiched CdS/Ag/ZnO nanorods, *ACS Appl. Mater. Interfaces*, 2017, **9**(1), 658–667.
- 117 R. J. Hou, Y. Gao, H. J. Zhu, G. X. Yang, W. H. Liu, Y. N. Huo, Z. L. Xie and H. X. Li, Coupling system of Ag/BiOBr photocatalysis and direct contact membrane distillation for complete purification of N-containing dye wastewater, *Chem. Eng. J.*, 2017, **317**, 386–393.
- 118 C. S. Pan and Y. F. Zhu, New type of BiPO<sub>4</sub> oxy-acid salt photocatalyst with high photocatalytic activity on degradation of dye, *Environ. Sci. Technol.*, 2010, **44**(14), 5570–5574.



- 119 S. Obregón, Y. F. Zhang and G. Colón, Cascade charge separation mechanism by ternary heterostructured BiPO<sub>4</sub>/TiO<sub>2</sub>/g-C<sub>3</sub>N<sub>4</sub> photocatalyst, *Appl. Catal., B*, 2016, **184**, 96–103.
- 120 G. Q. Tan, L. N. She, T. Liu, C. Xu, H. J. Ren and A. Xia, Ultrasonic chemical synthesis of hybrid mpg-C<sub>3</sub>N<sub>4</sub>/BiPO<sub>4</sub> heterostructured photocatalysts with improved visible light photocatalytic activity, *Appl. Catal., B*, 2017, **207**, 120–133.
- 121 Y. F. Liu, Y. H. Lv, Y. Y. Zhu, D. Liu, R. L. Zong and Y. F. Zhu, Fluorine mediated photo-catalytic activity of BiPO<sub>4</sub>, *Appl. Catal., B*, 2014, **147**(14), 851–857.
- 122 P. Zhang, H. H. Yu, J. J. Li, H. Zhao, B. L. Zhu, W. P. Huang and S. M. Zhang, Au/BiPO<sub>4</sub> nanorod catalysts: synthesis, characterization and their catalytic performance for CO oxidation, *RSC Adv.*, 2016, **6**(19), 15304–15312.
- 123 S. Y. Chen, R. Yan, X. L. Zhang, K. Hu, Z. J. Li, M. Humayun, Y. Qu and L. Q. Jing, Photogenerated electron modulation to dominantly induce efficient 2,4-dichlorophenol degradation on BiOBr nanoplates with different phosphate modification, *Appl. Catal., B*, 2017, **209**, 320–328.
- 124 Z. J. Li, Y. Qu, K. Hu, M. Humayun, S. Y. Chen and L. Q. Jing, Improved photoelectrocatalytic activities of BiOCl with high stability for water oxidation and MO degradation by coupling rGO and modifying phosphate groups to prolong carrier lifetime, *Appl. Catal., B*, 2017, **203**, 355–362.
- 125 L. Q. Jing, J. Zhou, J. R. Durrant, J. W. Tang, D. N. Liu and H. G. Fu, Dynamics of photogenerated charges in the phosphate modified TiO<sub>2</sub> and the enhanced activity for photoelectrochemical water splitting, *Energy Environ. Sci.*, 2012, **5**(4), 6552–6558.
- 126 C. Nasr, *et al.*, Environmental photochemistry on semiconductor surfaces. Visible light induced degradation of a textile diazo dye, naphthol blue black, on TiO<sub>2</sub> nanoparticles, *J. Phys. Chem.*, 1996, **100**, 8436–8442.
- 127 B. B. Adormaa, W. K. Darkwah and Y. Ao, Oxygen vacancies of the TiO<sub>2</sub> nano-based composite photocatalysts in visible light responsive photocatalysis, *RSC Adv.*, 2018, **8**, 33551.
- 128 Y. Nosaka and A. Y. Nosaka, Generation and Detection of Reactive Oxygen Species in Photocatalysis, *Chem. Rev.*, 2017, **117**, 11302–11336.
- 129 D. Hollmann, M. Karnahl, S. Tschierlei, K. Kailasam, M. Schneider, J. Radnik, K. Grabow, U. Bentrup, H. Junge, M. Beller, *et al.*, Structure-Activity Relationships in Bulk Polymeric and Sol-Gel-Derived Carbon Nitrides during Photocatalytic Hydrogen Production, *Chem. Mater.*, 2014, **26**, 1727–1733.
- 130 W. K. Darkwah and K. A. Oswald, Photocatalytic Applications of Heterostructure Graphitic Carbon Nitride: Pollutant Degradation, Hydrogen Gas Production (water splitting), and CO<sub>2</sub> Reduction, *Nanoscale Res. Lett.*, 2019, DOI: 10.1186/s11671-019-3070-3.
- 131 T. Li, L. Zhao, Y. He, J. Cai, M. Luo and J. Lin, Synthesis of g-C<sub>3</sub>N<sub>4</sub>/SmVO<sub>4</sub> composite photocatalyst with improved visible light photocatalytic activities in RhB degradation, *Appl. Catal., B*, 2013, **129**, 255–263.
- 132 M. R. Gholipour, C.-T. Dinh, F. Bélandb and T.-O. Do, Nanocomposite heterojunctions as sunlight-driven photocatalysts for hydrogen production from water splitting, *Nanoscale*, 2015, **7**, 8187–8208.
- 133 I. Nakamura, N. Negishi, S. Kutsuna, T. Ihara, S. Sugihara and K. Takeuchi, Role of oxygen vacancy in the plasma-treated TiO photocatalyst with visible light activity for NO removal, *J. Mol. Catal. A: Chem.*, 2000, **161**, 205–212.
- 134 W. K. Darkwah, B. B. Adormaa, M. K. C. Sandrine and Y. Ao, Modification Strategies for Enhancing Visible Light Responsive Photocatalytic activity of BiPO<sub>4</sub> Nano base composite Photocatalyst, *Catal. Sci. Technol.*, 2019, DOI: 10.1039/c8cy02039f.
- 135 X. Wang, K. Maeda, A. Thomas, K. Takane, G. Xin, J. M. Carlsson, K. Domen and M. Antonietti, A metal-free polymeric photocatalyst for hydrogen production from water under visible light, *Nat. Mater.*, 2009, **8**, 76–80.
- 136 Y. Lan, X. Li, G. Li and Y. Luo, Sol-gel method to prepare graphene/Fe<sub>2</sub>O<sub>3</sub> aerogel and its catalytic application for the thermal decomposition of ammonium perchlorate, *J. Nanopart. Res.*, 2015, **17**, 395.
- 137 Z. Qin, M. Wang, R. Li and Y. Chen, Novel Cu<sub>3</sub>P/g-C<sub>3</sub>N<sub>4</sub> p-n Heterojunction Photocatalysts for Solar Hydrogen Generation, *Sci. China Mater.*, 2018, **61**(6), 861–868.
- 138 X. Deng, L. Zhu, H. Zhang, A. Kroner, J. Zheng, N. Zhang, J. He and B. Hui, Ruthenium Stabilized on Transition Metal-on-Transition Metal Oxide Nanoparticles for Naphthalene Hydrogenation, *Int. J. Hydrogen Energy*, 2018, 1–9.
- 139 S. Nitopi, E. Bertheussen, S. B. Scott, X. Liu, A. K. Engstfeld, *et al.*, Progress and Perspectives of Electrochemical CO<sub>2</sub> Reduction on Copper in Aqueous Electrolyte, *Chem. Rev.*, 2019, **119**, 7610–7672.
- 140 N. Shehzad, M. Tahir, K. Johari, T. Murugesan and M. Hussain, A critical review on TiO<sub>2</sub> based photocatalytic CO<sub>2</sub> reduction system: Strategies to improve efficiency, *J. CO<sub>2</sub> Util.*, 2018, **26**, 98–122.
- 141 A. M. Appel, J. E. Bercaw, A. B. Bocarsly, H. Dobbek, D. L. DuBois, M. Dupuis, J. G. Ferry, E. Fujita, R. Hille, P. J. A. Kenis, *et al.*, Frontiers, Opportunities, and Challenges in Biochemical and Chemical Catalysis of CO<sub>2</sub> Fixation, *Chem. Rev.*, 2013, **113**, 6621–6658.
- 142 M. Eckert, G. Fleischmann, R. Jira, H. M. Bolt and K. Golka, *Ullmann's Encyclopedia of Industrial Chemistry*, Wiley-VCH Verlag GmbH & Co. KGaA, Weinheim, Germany, 2000.
- 143 I. Chorkendorff and J. W. Niemantsverdriet, *Concepts of Modern Catalysis and Kinetics*, Wiley-VCH Verlag GmbH & Co. KGaA, Weinheim, FRG, 2003.
- 144 S. Rönisch, J. Schneider, S. Matthischke, M. Schlüter, M. Götz, J. Lefebvre, P. Prabhakaran and S. Bajohr, Review on Methanation – From Fundamentals to Current Projects, *Fuel*, 2016, **166**, 276–296.
- 145 J. Yang, W. Ma, D. Chen, A. Holmen and B. H. Davis, Fischer-Tropsch Synthesis: A Review of the Effect of CO



- Conversion on Methane Selectivity, *Appl. Catal., A*, 2014, **470**, 250–260.
- 146 S. G. Jadhav, P. D. Vaidya, B. M. Bhanage and J. B. Joshi, Catalytic Carbon Dioxide Hydrogenation to Methanol: A Review of Recent Studies, *Chem. Eng. Res. Des.*, 2014, **92**, 2557–2567.
- 147 G. A. Olah, A. Goepfert and G. K. S. Prakash, *Beyond Oil and Gas: The Methanol Economy*, 2nd edn, 2009.
- 148 Z. W. Seh, J. Kibsgaard, C. F. Dickens, I. Chorkendorff, J. K. Nørskov and T. F. Jaramillo, Combining Theory and Experiment in Electrocatalysis: Insights into Materials Design, *Science*, 2017, **355**, eaad4998.

