

Cite this: *Polym. Chem.*, 2022, **13**, 1852

# Chromium complexes supported by NNO-tridentate ligands: an unprecedented activity with the requirement of a small amount of MAO†

Jiliang Tian,<sup>a</sup> Xingwang Zhang,<sup>a</sup> Shaofeng Liu \*<sup>a</sup> and Zhibo Li <sup>a,b</sup>

The development of metal catalysts with high activity and thermal stability but with the requirement of a small amount of MAO as a cocatalyst is highly desired for polyolefin industrial application. In this contribution, a series of phenoxy-imine-amine compounds were prepared and used as NNO-tridentate ligands (**LH1–LH6**: **LH** = 2,6-(R<sup>1</sup>)<sub>2</sub>-C<sub>6</sub>H<sub>3</sub>-NH-C<sub>6</sub>H<sub>4</sub>-N=C-3,5-(R<sup>2</sup>)<sub>2</sub>-C<sub>6</sub>H<sub>2</sub>-OH; **LH1**: R<sup>1</sup> = <sup>i</sup>Pr, R<sup>2</sup> = <sup>t</sup>Bu; **LH2**: R<sup>1</sup> = Me, R<sup>2</sup> = <sup>t</sup>Bu; **LH3**: R<sup>1</sup> = H, R<sup>2</sup> = <sup>t</sup>Bu; **LH4**: R<sup>1</sup> = F, R<sup>2</sup> = <sup>t</sup>Bu; **LH5**: R<sup>1</sup> = Me, R<sup>2</sup> = H; **LH6**: R<sup>1</sup> = Me, R<sup>2</sup> = Cl) to support chromium complexes **CrCl<sub>2</sub>L**(THF) (**Cr1**(THF)–**Cr6**(THF)). Upon activation with only 200 equivalents of Al(MAO), these Cr complexes exhibited extremely high activity toward ethylene polymerization and an unprecedented activity as high as 1.18 × 10<sup>8</sup> g(PE) mol<sup>-1</sup>(Cr) h<sup>-1</sup> was obtained using **Cr2**(THF)/MAO. Moreover, these Cr catalysts exhibited high thermal stability, with respect to both the activity and the molecular weight. At 100 °C, **Cr2**(THF)/MAO showed a remarkable activity of 1.01 × 10<sup>8</sup> g(PE) mol<sup>-1</sup>(Cr) h<sup>-1</sup> and produced polyethylene with a high molecular weight of 24.6 × 10<sup>4</sup> g mol<sup>-1</sup>. Therefore, the newly developed NNO-tridentate Cr complexes exhibiting unprecedented activity and excellent thermal stability but only requiring a small amount of MAO (as low as Al/Cr = 100) as a cocatalyst are very promising in the polyolefin industry.

Received 28th January 2022,  
Accepted 3rd March 2022

DOI: 10.1039/d2py00125j

rsc.li/polymers

## 1. Introduction

Polyolefins have become the largest synthetic polymer materials that are still most commercially produced using the heterogeneous Ziegler–Natta catalyst<sup>1</sup> and Phillips catalyst.<sup>2,3</sup> However, the mounting demand for high-value-added polyolefins in recent years has spurred extensive interest in both industry and academia to develop homogeneous metal catalysts for olefin polymerization,<sup>4–10</sup> which are also beneficial for better understanding the polymerization mechanism and, in turn, are greatly helpful in developing new-generation catalysts with high-performances.<sup>11–13</sup> In the past few decades, a series of homogeneous metal catalysts, including metallocene<sup>14</sup> and non-metallocene catalysts,<sup>15–21</sup> have been developed and applied to synthesize a variety of high-value-added polyolefins,

such as polar functionalized polyethylene,<sup>22–25</sup> ultrahigh molecular weight polyethylene (UHMWPE),<sup>26,27</sup> syndiotactic polypropylene (sPP),<sup>28</sup> syndiotactic polystyrene (sPS),<sup>29</sup> polyolefin elastomers (POE),<sup>30</sup> and cyclic olefin copolymers (COC).<sup>31,32</sup>

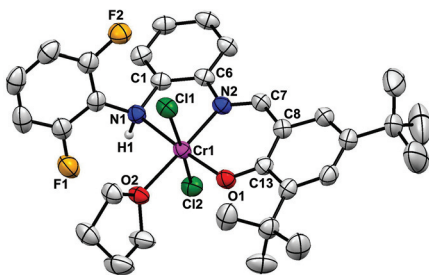
Although the great successes as mentioned above have been achieved, homogeneous metal catalysts still have many unexpected defects. For example, it is well known that a large amount of MAO is generally required as a cocatalyst for homogeneous metallocene or non-metallocene catalysts to achieve high polymerization activity<sup>33</sup> which is highly expensive and leads to the unexpected ash-content in the production.<sup>34</sup> Thus, it is an urgent desire to develop new metal catalysts that can offer high catalytic activity but need less expensive MAO as a cocatalyst. On the other hand, the operative temperature range for most industrial polyolefin production is 70–110 °C because of the highly exothermic nature of the polymerization process.<sup>35</sup> However, many homogeneous metal catalysts suffer from poor thermal stability and undergo fast decomposition with increasing reaction temperature, which greatly limited their potential applications in industry. Moreover, the molecular weights of resultant polymers are significantly reduced at high temperature, because of increased chain transfer and β-H elimination reactions.<sup>36,37</sup> Therefore, the development of new metal catalysts having high activity and thermal stability but requiring a small amount of MAO as a cocatalyst is highly desired but also challenging.

<sup>a</sup>Key Laboratory of Biobased Polymer Materials, College of Polymer Science and Engineering, Qingdao University of Science and Technology, Qingdao, 266042, China. E-mail: shaofengliu@qust.edu.cn

<sup>b</sup>College of Chemical Engineering, Qingdao University of Science and Technology, Qingdao 266042, China

† Electronic supplementary information (ESI) available: NMR spectra of organic compounds, the ESI spectra of Cr complexes, the characterization of polymer materials, crystal data and processing parameters. CCDC 2133043 and 2133044. For ESI and crystallographic data in CIF or other electronic format see DOI: 10.1039/d2py00125j





**Fig. 2** ORTEP of the molecular structure of **Cr4(THF)**. Ellipsoids at the 50% probability level. Hydrogen atoms except for H1 are omitted for clarity. Selected distances (Å) and angles (deg): Cr1–Cl1 2.3068(8), Cr1–Cl2 2.3389(8), Cr1–O1 1.879(2), Cr1–O2 2.056(2), Cr1–N1 2.182(2), Cr1–N2 1.994(2), N2–C6 1.422(3), N2–C7 1.298(4); Cl1–Cr1–Cl2 172.48(3), O1–Cr1–Cl1 93.30(7), O1–Cr1–Cl2 94.04(7), O1–Cr1–O2 90.68(9), O1–Cr1–N1 173.30(9), O1–Cr1–N2 92.63(9), O2–Cr1–Cl1 91.98(6), O2–Cr1–Cl2 89.55(6), O2–Cr1–N1 94.52(9), N1–Cr1–Cl1 90.74(7), N1–Cr1–Cl2 81.79(7), N2–Cr1–Cl1 90.16(7), N2–Cr1–Cl2 87.90(7), N2–Cr1–O2 175.96(9), N2–Cr1–N1 82.01(9).

9.81°. The Cr atom and the mutually *trans*-disposed chlorides are almost in one line [Cl1–Cr1–Cl2 = 177.50(5)°] with O1, N1, N2 and O2 atoms locating in the equatorial plane. The sum of the bond angles (N1–Cr1–N2 80.67(13)°, O1–Cr1–N1 91.83(13)°, O1–Cr1–O2 92.67(12)°, and O2–Cr1–N2 94.57(13)°) around the Cr1 center in this equatorial plane is 359.74°, indicating that atoms O1, N1, N2, O2 and Cr1 are essentially coplanar. Complex **Cr4(THF)** (Fig. 2) shows similar coordination features to **Cr2(THF)**, suggesting that all Cr complexes should have similar coordination geometries.

## 2.2. Ethylene polymerization

### 2.2.1. Influence of cocatalysts on catalytic performances.

Cocatalysts usually could largely affect the catalytic properties of Cr complexes.<sup>33</sup> Therefore, various aluminum compounds (MAO, AlMe<sub>3</sub>, AlEtCl<sub>2</sub> and AlEt<sub>2</sub>Cl) and [Ph<sub>3</sub>C][B(C<sub>6</sub>F<sub>5</sub>)<sub>4</sub>]/Al<sup>i</sup>Bu<sub>3</sub> as cocatalysts were first evaluated with **Cr2(THF)**, and the results are summarized in Table 1. As expected, the activity was dramatically affected by the nature of the cocatalysts. It showed very low activity when AlMe<sub>3</sub>, AlEtCl<sub>2</sub> or AlEt<sub>2</sub>Cl was used as the cocatalyst (Table 1 runs 2–4). [Ph<sub>3</sub>C][B(C<sub>6</sub>F<sub>5</sub>)<sub>4</sub>]/Al<sup>i</sup>Bu<sub>3</sub> was an effective cocatalyst and an activity of 1.35 × 10<sup>6</sup> g(PE) mol<sup>−1</sup>(Cr) h<sup>−1</sup> was obtained (Table 1 run 5). Surprisingly,

MAO was a highly efficient cocatalyst and the **Cr2(THF)**/MAO system exhibited an activity of 7.05 × 10<sup>6</sup> g(PE) mol<sup>−1</sup>(Cr) h<sup>−1</sup> (Table 1 run 1). Therefore, MAO was chosen as the cocatalyst for further investigation. Note that no oligomers were observed by GC analysis for all the cases (Fig. S19†).

**2.2.2. Influence of reaction conditions on catalytic performances.** The influence of the polymerization conditions on the catalytic performances, such as ethylene pressure ( $P = 5, 20$  and 40 atm), reaction start temperature ( $T = 20, 60, 80$  and 100 °C), and the amount of the cocatalyst (Al(MAO)/Cr = 100, 200, 300 and 600), was systematically studied with the catalytic system of **Cr2(THF)**/MAO. The resultant polymers were characterized by GPC, DSC, and NMR. These results are summarized in Table 2.

As expected, the catalytic activity increased dramatically at high ethylene pressure (Table 2 runs 1–3). Remarkably, an extremely high activity of 1.18 × 10<sup>8</sup> g(PE) mol<sup>−1</sup>(Cr) h<sup>−1</sup> was obtained with an Al(MAO)/Cr ratio of 200 at 80 °C and 40 atm of ethylene, and it is among the highest for Cr-mediated ethylene polymerization although performed under different conditions.<sup>41,42,60,61</sup> The GPC analyses of the polymers obtained with **Cr2(THF)**/MAO at different pressures show unimodal and narrow distributions (Fig. 3A,  $D < 2.0$ ), indicating the typical single site catalysis. The molecular weights of the resultant polyethylenes increase with the increase of polymerization pressure, suggesting fast chain propagation relative to chain termination/transfer reactions.

As shown in Table 2 runs 3–6, the reaction temperature (from 20 to 100 °C) significantly affected the activity and properties of products, in regard to the molecular weights and their distributions. The polymerization temperature was raised from 20 to 100 °C leading to a maximum peak in activity of 1.18 × 10<sup>8</sup> g(PE) mol<sup>−1</sup>(Cr) h<sup>−1</sup> at 80 °C. Further increasing the temperature to 100 °C only resulted in a little degradation in activity (1.01 × 10<sup>8</sup> g(PE) mol<sup>−1</sup>(Cr) h<sup>−1</sup> at 100 °C; Table 2 run 6). Because of the extremely high activity, the temperature at the end of polymerization in Table 2 run 6 could reach up to 110 °C, although the heat was continuously removed from the reactor through an internal cooling coil. For most industrial polyolefin production, the operative temperature range is 70–110 °C because of the highly exothermic nature of the polymerization process.<sup>35</sup> Therefore, **Cr2(THF)**/MAO had an excellent thermal stability and showed great potential for practical application in the polyolefin industry. It is interesting that the molecular weights of the resultant polyethylenes increased with the increasing polymerization temperature from 20 to 80 °C (Fig. 3B, black, red and blue curves), suggesting the relatively slow chain termination/transfer reactions and further confirming the high thermal stability of the **Cr2(THF)**/MAO system. We also carried out polymerization at an even higher start temperature ( $T = 120$  °C, Table 2 run 7) with **Cr2(THF)**/MAO, and a temperature over 130 °C was observed at the end of polymerization. The activity was 6.75 × 10<sup>7</sup> g(PE) mol<sup>−1</sup>(Cr) h<sup>−1</sup>, which is lower than those at 80 or 100 °C (Table 2 runs 3 and 6). On the other hand, the  $M_w$  of the resultant polymer decreased and the distribution became

**Table 1** Influence of cocatalysts on ethylene polymerization with **Cr2(THF)**<sup>a</sup>

Run	Cocatalyst	Al/Cr	PE (mg)	Activity <sup>b</sup>
1	MAO	200	470	7.05
2	AlMe <sub>3</sub>	200	8	0.12
3	AlEtCl <sub>2</sub>	200	4	0.06
4	AlEt <sub>2</sub> Cl	200	5	0.07
5 <sup>c</sup>	[Ph <sub>3</sub> C][B(C <sub>6</sub> F <sub>5</sub> ) <sub>4</sub> ]/Al <sup>i</sup> Bu <sub>3</sub>	50	90	1.35

<sup>a</sup> Polymerization conditions: 2 μmol **Cr2(THF)**, 2 min, 80 °C, 200 mL toluene, 5 atm of ethylene. <sup>b</sup> Activity in units of 10<sup>6</sup> g(PE) mol<sup>−1</sup>(Cr) h<sup>−1</sup>. <sup>c</sup> 1.2 equivalents of [Ph<sub>3</sub>C][B(C<sub>6</sub>F<sub>5</sub>)<sub>4</sub>] were added.

Table 2 Polymerization of ethylene with Cr2(THF)/MAO<sup>a</sup>

Run	<i>P</i> (atm)	<i>T</i> (°C)	Al/Cr	<i>t</i> (min)	PE (mg)	Act. <sup>b</sup>	<i>M</i> <sub>w</sub> <sup>c</sup> (10 <sup>4</sup> g mol <sup>-1</sup> )	<i>D</i> <sup>c</sup>	<i>T</i> <sub>m</sub> <sup>d</sup> (°C)
1	5	80	200	2	470	7.05	14.9	1.8	134
2	20	80	200	2	3300	49.5	20.0	1.8	134
3	40	80	200	2	7870	118	38.9	1.6	135
4	40	20	200	2	2700	40.5	1.50	3.1	135
5	40	60	200	2	4400	66.0	12.0	2.6	135
6	40	100	200	2	6700	101	24.6	1.8	135
7	40	120	200	2	4500	67.5	8.90	3.2	134
8	40	80	100	2	6850	103	38.3	1.9	134
9	40	80	300	2	7000	105	13.9	2.2	135
10	40	80	600	2	4850	72.8	4.40	2.9	135
11	40	80	200	5	14 600	87.6	36.5	1.7	135
12	40	80	200	10	22 000	66.0	37.1	1.6	135

<sup>a</sup> Polymerization conditions: 2 μmol Cr2(THF), 200 mL toluene. <sup>b</sup> Activity in units of 10<sup>6</sup> g(PE) mol<sup>-1</sup>(Cr) h<sup>-1</sup>. <sup>c</sup> Determined by GPC. <sup>d</sup> Melting temperature by DSC.

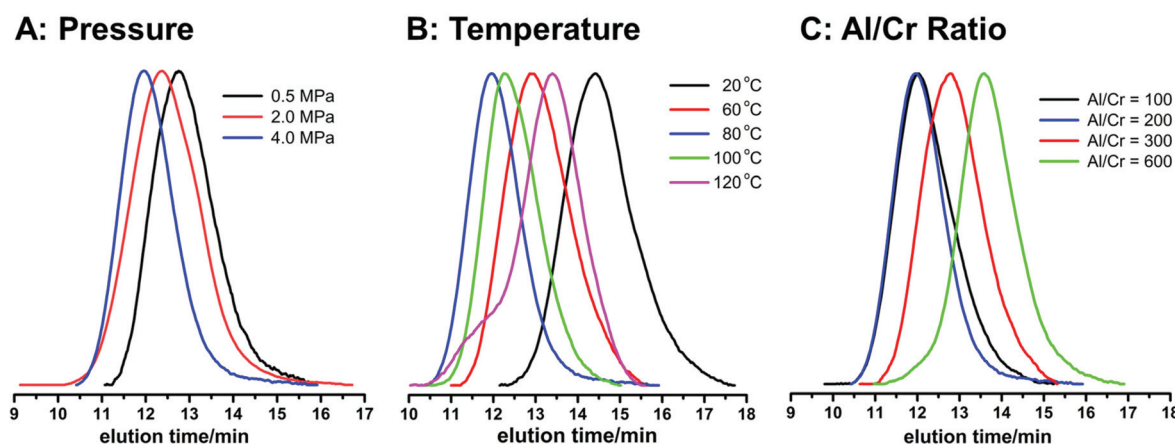


Fig. 3 GPC curves of polyethylenes prepared from Cr2(THF)/MAO under different (A) pressures (Table 2, runs 1–3); (B) temperatures (Table 2, runs 3–7); (C) Al(MAO)/Cr ratio (Table 2, runs 3 and 8–10).

relatively broad ( $M_w = 8.90 \times 10^4$  g mol<sup>-1</sup>,  $D = 3.2$ ; Fig. 3B, purple curve), indicating the partial decomposition of the catalyst over 120 °C.

Besides, the catalytic performances were also significantly dependent upon the amount of MAO used (Table 2 runs 3 and 8–10). On elevating the molar ratio of Al(MAO)/Cr from 100 to 600, the best activity of  $1.18 \times 10^8$  g(PE) mol<sup>-1</sup>(Cr) h<sup>-1</sup> was achieved with Al(MAO)/Cr = 200 at 80 °C (Table 2 run 3). However, it is surprising that only 100 equivalents of Al(MAO) relative to the Cr catalyst also resulted in an activity as high as  $1.03 \times 10^8$  g(PE) mol<sup>-1</sup>(Cr) h<sup>-1</sup> (Table 2 run 8). It is well known that a large amount of MAO is generally required as a cocatalyst for homogeneous metallocene or non-metallocene catalysts in order to achieve a high polymerization activity,<sup>33</sup> which is highly expensive and leads to the unexpected ash content in the products.<sup>34</sup> Therefore, the Cr2(THF)/MAO system can achieve an activity of  $1.03 \times 10^8$  g(PE) mol<sup>-1</sup>(Cr) h<sup>-1</sup> with such a small amount of MAO (Al/Cr = 100). Further addition of MAO (Al/Cr = 600 in Table 2 run 10) led to a decrease in activity, probably because some impurities (such as AlMe<sub>3</sub>) present in the commercial MAO solution can react with Cr active species

and result in deactivation, which was reported previously.<sup>60,62</sup> With the increase of the Al(MAO)/Cr ratio, the molecular weights of the resultant products decreased significantly (Fig. 3C), e.g. polyethylene with a  $M_w$  of  $4.40 \times 10^4$  g mol<sup>-1</sup> was obtained with Al(MAO)/Cr = 600 (Table 2 run 10), indicative of predominant chain transfer to Al reactions. The chain transfer reaction to Al was further confirmed by high temperature <sup>1</sup>H and <sup>13</sup>C NMR spectroscopy (120 °C in 1,1,2,2-tetrachloroethane-*d*<sub>2</sub>, C<sub>2</sub>D<sub>2</sub>Cl<sub>4</sub>) of the polyethylene sample obtained with Al(MAO)/Cr = 600 (Table 2 run 10). There is no resonance between 5.0–6.0 ppm in the <sup>1</sup>H NMR spectrum (Fig. S20†) and between 110–140 ppm in the <sup>13</sup>C NMR spectrum (Fig. S21†), which are attributed to unsaturated end groups. Therefore, the β-H elimination reaction as the termination and chain transfer reaction to the monomer can be ruled out.

The polymerizations at 5 min and 10 min were also carried out and the results are shown in Table 2 runs 11 and 12. On increasing the polymerization time, the calculated activity decreased, probably because the large amount of the resultant polymers could retard the mass transfer of the monomer. However, much more polymers were obtained at a longer reac-

tion time (7.87 g, 14.6 g, and 22.0 g for 2 min, 5 min, and 10 min, respectively) and similar  $M_w$ s and distributions of the resultant polymers obtained at different times (Table 2, runs 3, 11 and 12), suggesting the high thermal stability and long lifetime of the catalytic system.

**2.2.3. Influence of the coordination environments of the Cr complexes on their catalytic performances.** Using the optimized conditions with the Cr2(THF)/MAO system ( $T = 80^\circ\text{C}$ , Al/Cr = 200, 2 min), the influence of the coordination environments of Cr complexes Cr1(THF) to Cr6(THF) on their catalytic performances was investigated under 40 atm of ethylene, and the results are obtained in Table 3.

Substituents on both aniline ( $R^1$ ) and salicylaldehyde ( $R^2$ ) could remarkably affect the catalytic performances of the Cr complexes. Comparing the activity of Cr1(THF)–Cr4(THF) with the same  $R^2$ -substituents on salicylaldehyde but different  $R^1$ -substituents on aniline (Table 3 runs 1–4), Cr2(THF) exhibited the highest activity of  $1.18 \times 10^8$  g(PE) mol<sup>-1</sup>(Cr) h<sup>-1</sup>, which was 6.8, 4.9 and 4.5 times higher than those of Cr1(THF), Cr3(THF) and Cr4(THF) under otherwise identical conditions. On the other hand, the  $R^2$ -substituents on salicylaldehyde showed a greater influence on the catalytic activity than  $R^1$ -substituents on aniline. Thus, Cr2(THF) also showed much higher activity than Cr5(THF) and Cr6(THF) that had the same  $R^1$ -substituents on aniline but different  $R^2$ -substituents on salicylaldehyde (Table 3 runs 2, 5 and 6). These results demonstrate that the delicate choice of substituents on the ligand that determine the coordination environments could largely affect the catalytic performances of the Cr complexes. Besides, the properties of the resultant polymers, regarding the molecular weights and distributions, also depended upon the coordination environment. Generally, the sterically bulkier substituents on the ligand could prevent the chain transfer reaction and  $\beta$ -H elimination reaction, and thus lead to the formation of polyethylene with a high molecular weight. In contrast, these bulky groups can also inhibit monomer-coordination and thus result in a low rate of chain propagation. The molecular weight values typically scale as the net rate of chain propagation divided by the net rate of all competing chain transfer/termination processes. As shown in Table 3 runs 1 and 2, the chain propagation rate (activity) by Cr1(THF) is significantly lower than that by Cr2(THF). Thus, it is not surprising that Cr2(THF) produced polyethylene with a higher mole-

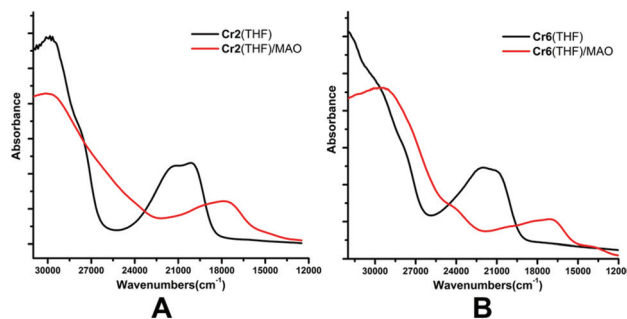


Fig. 4 UV-vis-NIR spectra in toluene (Cr =  $10^{-3}$  M in toluene, Al/Cr = 10), (A) Cr2(THF) (black) and Cr2(THF)/MAO (red); (B) Cr6(THF) (black) and Cr6(THF)/MAO (red).

cular weight than that by Cr1(THF) under otherwise identical conditions. Regarding the molecular weight distributions, Cr1(THF) and Cr2(THF) produced polymers with unimodal and narrow distributions (Fig. S22 and S23<sup>†</sup>), indicating typical single site catalysis. In contrast, polyethylenes obtained by other Cr complexes all had multimodal distributions (Fig. S24–S27<sup>†</sup>).

To investigate the different catalytic properties of Cr complexes, Cr2(THF) and Cr6(THF), in the presence or absence of MAO, were characterized by the UV-vis-NIR spectroscopy technique, which have been widely used to assess the pre-catalyst (neutral metal complex) and cationic active species for polyolefin Cr catalysts.<sup>3,47</sup> Fig. 4A shows the UV-vis-NIR spectra of Cr2(THF) (black) and the Cr2(THF)/MAO system (red), while Fig. 4B shows the UV-vis-NIR spectra of Cr6(THF) (black) and the Cr6(THF)/MAO system (red). The spectrum of Cr2(THF) is characterized by well-defined bands at 29 800 and 20 100 cm<sup>-1</sup>. After contact with 10 equivalents of Al(MAO) at room temperature, the absorptions of two bands are significantly degraded and a dramatic bathochromic shift is observed for the later band (from 20 100 cm<sup>-1</sup> to 17 700 cm<sup>-1</sup>; Fig. 4A). There is no additional band obtained by comparing the spectra of Cr2(THF) and the Cr2(THF)/MAO system. This result is consistent with the single-site catalysis by the Cr2(THF)/MAO system that produced polyethylene with unimodal and narrow distribution (Fig. S23<sup>†</sup>). In contrast, two weak bands at 23 900 and 13 600 cm<sup>-1</sup> are observed in the spectrum of the Cr6(THF)/MAO system (Fig. 4B, red) in comparison to the spectrum of Cr6(THF) (Fig. 4B, black), suggesting that multi-site active species are present. Thus, the Cr6(THF)/MAO system produced polymers with multimodal distribution as shown in Table 3 run 6 and Fig. S27<sup>†</sup>.

### 3. Conclusions

The chromium complexes CrCl<sub>2</sub>L(THF) (Cr1(THF)–Cr6(THF)) bearing phenoxy-imine-amine NNO-tridentate ligands (LH1–LH6; 2,6-(R<sup>1</sup>)<sub>2</sub>-C<sub>6</sub>H<sub>3</sub>-NH-C<sub>6</sub>H<sub>4</sub>-N=C-3,5-(R<sup>2</sup>)<sub>2</sub>-C<sub>6</sub>H<sub>2</sub>-OH) have been successfully synthesized, characterized, and used for ethylene polymerization. The influence of the ligands and

Table 3 Polymerization of ethylene with Cr1(THF)–Cr6(THF)/MAO<sup>a</sup>

Run	Complex	PE (mg)	Act. <sup>b</sup>	$M_w$ <sup>c</sup> ( $10^4$ g mol <sup>-1</sup> )	$D$ <sup>c</sup>	$T_m$ <sup>d</sup> ( $^\circ\text{C}$ )
1	Cr1(THF)	1150	17.3	14.4	2.3	135
2	Cr2(THF)	7870	118	38.9	1.6	135
3	Cr3(THF)	1600	24.0	22.3	4.2	133
4	Cr4(THF)	1750	26.3	18.0	10	135
5	Cr5(THF)	190	2.85	45.6	19	133
6	Cr6(THF)	180	2.70	53.4	19	133

<sup>a</sup> Polymerization conditions: 2  $\mu\text{mol}$  Cr complexes, 40 atm of ethylene, 80  $^\circ\text{C}$ , 2 min, Al/Cr = 200, 200 mL toluene. <sup>b</sup> In units of  $10^6$  g(PE) mol<sup>-1</sup>(Cr) h<sup>-1</sup>. <sup>c</sup> Determined by GPC. <sup>d</sup> Determined by DSC.

various reaction conditions, including the nature and amount of the cocatalyst and the polymerization temperature and pressure, was systematically investigated. These Cr complexes were superior toward ethylene polymerization: (1) these Cr complexes were extremely active and, particularly, Cr2(THF) with  $R^1 = \text{Me}$  and  $R^2 = t\text{Bu}$  exhibited the highest activity of  $1.18 \times 10^8 \text{ g(PE) mol}^{-1}(\text{Cr}) \text{ h}^{-1}$ , and produced high molecular weight polyethylene with unimodal and narrow distribution ( $38.9 \times 10^4 \text{ g mol}^{-1}$ ,  $\mathcal{D} = 1.6$ ). (2) It is remarkable that an activity of  $1.03 \times 10^8 \text{ g(PE) mol}^{-1}(\text{Cr}) \text{ h}^{-1}$  was obtained using Cr2(THF) even with a very small amount of MAO (Al/Cr = 100). (3) These Cr complexes exhibited high thermal stability, with respect to both the activity and the molecular weight. For example, Cr2(THF)/MAO showed an activity of  $1.01 \times 10^8 \text{ g(PE) mol}^{-1}(\text{Cr}) \text{ h}^{-1}$  and produced polyethylene with a high molecular weight of  $24.6 \times 10^4 \text{ g mol}^{-1}$  at 100 °C. In summary, the newly developed NNO-tridentate Cr complexes having unprecedented activity and excellent thermal stability but requiring only a very small amount of MAO as the cocatalyst are very promising for olefin polymerization.

## 4. Experimental section

### 4.1. General considerations

All oxygen/moisture sensitive compounds/reactions were handled and/or performed in a glovebox or using standard Schlenk techniques under nitrogen. Toluene, THF, *n*-hexane and  $\text{CH}_2\text{Cl}_2$  were purified by first purging with dry nitrogen, followed by passing through columns of activated alumina. Ethylene was purified by passage through a supported MnO oxygen-removal column and an activated Davison 4A molecular sieve column. A 1.46 M Al(MAO) solution in toluene was purchased from Akzo Nobel Corp. The borate  $[\text{Ph}_3\text{C}][\text{B}(\text{C}_6\text{F}_5)_4]$  was purchased from Sigma Aldrich.  $\text{AlEt}_2\text{Cl}$  (1.7 M in hexanes),  $\text{Al}^i\text{Bu}_3$  (1.0 M in toluene), and  $\text{AlMe}_3$  (2.0 M in toluene) were purchased from Acros Chemicals. All other chemicals were purchased from commercial suppliers and used without further purification unless otherwise noted. Reaction temperatures were controlled using an IKA temperature modulator. NMR spectra were recorded on a Bruker AVANCE NEO 400 MHz NMR spectrometer (400 MHz for  $^1\text{H}$  NMR and 100 MHz for  $^{13}\text{C}$  NMR). Elemental analyses were performed on a Flash EA 1112 microanalyzer. Gel permeation chromatography (GPC) was carried out in 1,2,4-trichlorobenzene (stabilized with 125 ppm BHT) at 150 °C on a Agilent 1260 infinity II HT GPC instrument equipped with a set of three Agilent PL gel 10  $\mu\text{m}$  mixed-BLS columns with differential refractive index, viscosity, and light scattering (15 and 90°) detectors. Data reported were determined *via* triple detection. Molecular weights were determined through universal calibration relative to polystyrene standards. Differential scanning calorimetry (DSC) was performed using a TA differential scanning calorimeter DSC 25 that was calibrated using high purity indium at a heating rate of 10 °C  $\text{min}^{-1}$ . Melting points were determined from the second scan at a heating rate of 10 °C  $\text{min}^{-1}$  followed by a slow cooling rate of 10 °C  $\text{min}^{-1}$  to remove the influence of

thermal history. *N*-(2,6-Diisopropylphenyl)benzene-1,2-diamine, *N*-(2,6-dimethylphenyl)benzene-1,2-diamine, *N*-phenyl-benzene-1,2-diamine, *N*-(2,6-difluorophenyl)benzene-1,2-diamine were prepared according to literature procedures.<sup>57</sup>

### 4.2. Synthesis of ligands LH1–LH6

**4.2.1. Synthesis of ligand LH1.** 3,5-Di-*tert*-butylsalicylaldehyde (4.45 g, 19.0 mmol) was added to a methanol solution of *N*-(2,6-diisopropylphenyl)benzene-1,2-diamine (5.10 g, 19.0 mmol) with 60 mg of *p*-TsOH as a catalyst. The mixture was stirred at room temperature for 18 h to produce a yellow suspension. The resultant suspension was concentrated and filtered to give LH1 as a yellow solid (7.56 g, 15.9 mmol, 84% yield).  $^1\text{H}$  NMR (400 MHz,  $\text{CDCl}_3$ ):  $\delta$  13.47 (s, 1 H, OH), 8.79 (s, 1 H, N=CH), 7.49 (d,  $J = 2.3$  Hz, 1 H, Ar-H), 7.35–7.29 (m, 2 H, Ar-H), 7.27 (d,  $J = 7.8$  Hz, 2 H, Ar-H), 7.12 (dd,  $J = 7.8, 1.1$  Hz, 1 H, Ar-H), 7.02 (t,  $J = 7.7$  Hz, 1 H, Ar-H), 6.75 (t,  $J = 7.7$  Hz, 1 H, Ar-H), 6.26 (d,  $J = 8.1$  Hz, 1 H, Ar-H), 5.87 (s, 1 H, N-H), 3.28–3.14 (m, 2 H,  $\text{CHMe}_2$ ), 1.48 (s, 9 H,  $\text{CMe}_3$ ), 1.38 (s, 9 H,  $\text{CMe}_3$ ), 1.19 (dd,  $J = 11.9, 6.7$  Hz, 12 H,  $\text{CHMe}_2$ ).  $^{13}\text{C}$  NMR (100 MHz,  $\text{CDCl}_3$ ):  $\delta$  163.36 (N=CH), 158.14, 147.92, 142.21, 141.00, 137.20, 135.44, 134.59, 128.19, 127.95, 127.56, 126.92, 124.00, 118.89, 118.09, 117.66, 112.16, 35.29, 34.39, 31.65, 29.55, 28.51, 24.91, 23.12. Anal. Calcd for  $\text{C}_{33}\text{H}_{44}\text{N}_2\text{O}$ : C, 81.77; H, 9.15; N, 5.78. Found: C, 81.56; H, 9.02; N, 5.56.

**4.2.2. Synthesis of ligand LH2.** Using the method described for LH1, LH2 was obtained as a yellow solid (6.43 g, 15.0 mmol, 79% yield).  $^1\text{H}$  NMR (400 MHz,  $\text{CDCl}_3$ ):  $\delta$  13.41 (s, 1 H, OH), 8.75 (s, 1 H, N=CH), 7.48 (d,  $J = 1.5$  Hz, 1 H, Ar-H), 7.30 (d,  $J = 2.2$  Hz, 1 H, Ar-H), 7.18–7.10 (m, 4 H, Ar-H), 7.03 (t,  $J = 7.7$  Hz, 1 H, Ar-H), 6.77 (t,  $J = 7.5$  Hz, 1 H, Ar-H), 6.25 (d,  $J = 8.1$  Hz, 1 H, Ar-H), 5.84 (s, 1 H, N-H), 2.25 (s, 6 H, Ar-Me), 1.47 (s, 9 H,  $\text{CMe}_3$ ), 1.36 (s, 9 H,  $\text{CMe}_3$ ).  $^{13}\text{C}$  NMR (100 MHz,  $\text{CDCl}_3$ ):  $\delta$  163.58 (N=CH), 158.10, 141.02, 140.48, 138.29, 137.22, 136.78, 135.29, 128.68, 128.21, 127.97, 127.00, 126.34, 118.90, 118.28, 117.99, 112.06, 35.29, 34.38, 31.64, 29.60, 18.51. Anal. Calcd for  $\text{C}_{29}\text{H}_{36}\text{N}_2\text{O}$ : C, 81.27; H, 8.47; N, 6.54. Found: C, 81.35; H, 8.27; N, 6.43.

**4.2.3. Synthesis of ligand LH3.** Using the method described for LH1, LH3 was obtained as a yellow solid (6.90 g, 17.2 mmol, 86% yield).  $^1\text{H}$  NMR (400 MHz,  $\text{CDCl}_3$ ):  $\delta$  13.22 (s, 1 H, OH), 8.67 (s, 1 H, N=CH), 7.48 (d,  $J = 2.2$  Hz, 1 H, Ar-H), 7.36–7.30 (m, 3 H, Ar-H), 7.27 (d,  $J = 7.7$  Hz, 1 H, Ar-H), 7.22–7.11 (m, 4 H, Ar-H), 7.01 (t,  $J = 7.7$  Hz, 1 H, Ar-H), 6.92 (t,  $J = 7.5$  Hz, 1 H, Ar-H), 6.23 (s, 1 H, N-H), 1.47 (s, 9 H,  $\text{CMe}_3$ ), 1.35 (s, 9 H,  $\text{CMe}_3$ ).  $^{13}\text{C}$  NMR (100 MHz,  $\text{CDCl}_3$ ):  $\delta$  164.63 (N=CH), 158.07, 142.27, 141.07, 137.72, 137.65, 137.21, 129.52, 128.42, 127.56, 127.08, 122.17, 120.33, 119.97, 119.09, 118.78, 115.05, 35.27, 34.36, 31.62, 29.56. Anal. Calcd for  $\text{C}_{27}\text{H}_{32}\text{N}_2\text{O}$ : C, 80.96; H, 8.05; N, 6.99. Found: C, 80.79; H, 8.01; N, 6.74.

**4.2.4. Synthesis of ligand LH4.** Using the method described for LH1, LH4 was obtained as a yellow solid (7.20 g, 15.3 mmol, 77% yield).  $^1\text{H}$  NMR (400 MHz,  $\text{CDCl}_3$ ):  $\delta$  13.22 (s, 1 H, OH), 8.72 (s, 1 H, N=CH), 7.49 (d,  $J = 2.4$  Hz, 1 H, Ar-H), 7.29 (d,  $J = 2.4$  Hz, 1 H, Ar-H), 7.18–7.05 (m, 3 H, Ar-H), 6.99

(t,  $J = 7.9$  Hz, 2 H, Ar-H), 6.93 (td,  $J = 7.7, 1.2$  Hz, 1 H, Ar-H), 6.70 (dd,  $J = 8.1, 0.9$  Hz, 1 H, Ar-H), 5.91 (s, 1 H, N-H), 1.49 (s, 9 H, CMe<sub>3</sub>), 1.36 (s, 9 H, CMe<sub>3</sub>). <sup>13</sup>C NMR (100 MHz, CDCl<sub>3</sub>):  $\delta$  164.75 (N=CH), 158.81 (d,  $J = 5.5$  Hz), 158.13, 156.35 (d,  $J = 5.3$  Hz), 141.05, 137.78, 137.19 (d,  $J = 8.0$  Hz), 128.48, 127.55, 127.17, 124.37 (t,  $J = 9.6$  Hz), 120.48, 119.00 (d,  $J = 15.5$  Hz), 118.71 (d,  $J = 15.9$  Hz), 113.93, 112.16 (d,  $J = 5.8$  Hz), 111.99 (d,  $J = 5.8$  Hz), 35.28, 34.37, 31.62, 29.58. Anal. Calcd for C<sub>27</sub>H<sub>30</sub>F<sub>2</sub>N<sub>2</sub>O: C, 74.29; H, 6.93; N, 6.42. Found: C, 74.35; H, 6.79; N, 6.33.

**4.2.5. Synthesis of ligand LH5.** Using the method described for LH1, LH5 was obtained as a yellow solid (6.00 g, 19.0 mmol, 95% yield). <sup>1</sup>H NMR (400 MHz, CDCl<sub>3</sub>):  $\delta$  13.11 (s, 1 H, OH), 8.75 (s, 1 H, N=CH), 7.47 (dd,  $J = 7.7, 1.6$  Hz, 1 H, Ar-H), 7.44–7.36 (m, 1 H, Ar-H), 7.18–7.08 (m, 4 H, Ar-H), 7.08–6.93 (m, 3 H, Ar-H), 6.78 (td,  $J = 7.6, 1.2$  Hz, 1 H, Ar-H), 6.25 (dd,  $J = 8.1, 1.1$  Hz, 1 H, Ar-H), 5.79 (s, 1H, N-H), 2.23 (s, 6 H, Ar-Me). <sup>13</sup>C NMR (100 MHz, CDCl<sub>3</sub>):  $\delta$  162.21 (N=CH), 160.93, 140.62, 138.04, 136.70, 134.92, 133.30, 132.41, 128.66, 128.38, 126.40, 119.77, 119.49, 118.22, 118.02, 117.29, 112.26, 18.42. Anal. Calcd for C<sub>21</sub>H<sub>20</sub>N<sub>2</sub>O: C, 79.72; H, 6.37; N, 8.85. Found: C, 79.55; H, 6.28; N, 8.71.

**4.2.6. Synthesis of ligand LH6.** Using the method described for LH1, LH6 was obtained as a yellow solid (6.59 g, 17.1 mmol, 90% yield). <sup>1</sup>H NMR (400 MHz, CDCl<sub>3</sub>):  $\delta$  14.05 (s, 1 H, OH), 8.68 (s, 1 H, N=CH), 7.48 (s, 1 H, Ar-H), 7.37 (s, 1 H, Ar-H), 7.14 (s, 5 H, Ar-H), 6.80 (s, 1 H, Ar-H), 6.28 (s, 1 H, Ar-H), 5.73 (s, 1 H, N-H), 2.23 (s, 6 H, Me). <sup>13</sup>C NMR (100 MHz, CDCl<sub>3</sub>):  $\delta$  159.46 (N=CH), 155.47, 140.98, 137.55, 136.66, 133.38, 132.63, 129.80, 129.47, 128.71, 126.61, 123.92, 122.80, 120.96, 118.17, 112.84, 18.39. Anal. Calcd for C<sub>21</sub>H<sub>18</sub>Cl<sub>2</sub>N<sub>2</sub>O: C, 65.47; H, 4.71; N, 7.27. Found: C, 65.41; H, 4.53; N, 7.05.

### 4.3. Synthesis of chromium complexes Cr1(THF)–Cr6(THF)

**4.3.1. Synthesis of Cr1(THF).** To a stirred solution of LH1 (0.485 g, 1.00 mmol) in dried THF (30 mL) at room temperature was added NaH (0.024 g, 1.00 mmol). The mixture was allowed to stir for 12 h, and a yellow suspension was obtained. To this suspension, a CrCl<sub>3</sub>(THF)<sub>3</sub> (0.375 g, 1.00 mmol) solution in THF (20 mL) was added using cannula under nitrogen, and the resultant mixture was stirred for 12 h at room temperature. The residue obtained by removal of the solvent under vacuum was extracted with CH<sub>2</sub>Cl<sub>2</sub> (3 × 20 mL). The combined filtrates were concentrated to 10 mL and then 30 mL of diethyl ether was added. The product Cr1(THF) was obtained by filtration as a brown solid (0.610 g, 0.90 mmol, yield 90%). FT-IR (KBr disk, cm<sup>-1</sup>): 3377, 2960, 1611, 1585, 1548, 1529, 1460, 1422, 1386, 1332, 1316, 1199, 1168, 1134, 1110, 1010, 965, 922, 796, 786, 755, 506, 452, 417. Anal. Calcd for C<sub>37</sub>H<sub>51</sub>Cl<sub>2</sub>CrN<sub>2</sub>O<sub>2</sub>: C, 65.48; H, 7.57; N, 4.13. Found: C, 65.46; H, 7.52; N, 4.02. ESI Calcd for [M – 2Cl – THF + OH + Na]<sup>+</sup> 575.27, found 575.29.

**4.3.2. Synthesis of Cr2(THF).** Using the method described for Cr1(THF), Cr2(THF) was obtained as a brown solid (92% yield). FT-IR (KBr, cm<sup>-1</sup>): 3484, 2953, 1608, 1584, 1529, 1460, 1391, 1316, 1251, 1197, 1169, 1111, 1010, 970, 909, 807, 781,

756, 510, 468, 424. Anal. Calcd for C<sub>33</sub>H<sub>43</sub>Cl<sub>2</sub>CrN<sub>2</sub>O<sub>2</sub>: C, 63.66; H, 6.96; N, 4.50. Found: C, 63.65; H, 6.68; N, 4.33. ESI Calcd for [M – 2Cl – THF + OH + Na]<sup>+</sup> 519.21, found 519.23.

**4.3.3. Synthesis of Cr3(THF).** Using the method described for Cr1(THF), Cr3(THF) was obtained as a brown solid (92% yield). FT-IR (KBr, cm<sup>-1</sup>): 3380, 2955, 1611, 1585, 1545, 1527, 1493, 1422, 1386, 1321, 1250, 1199, 1166, 1108, 1007, 965, 805, 761, 750, 505, 456, 419. Anal. Calcd for C<sub>31</sub>H<sub>39</sub>Cl<sub>2</sub>CrN<sub>2</sub>O<sub>2</sub>: C, 62.62; H, 6.61; N, 4.71. Found: C, 62.49; H, 6.38; N, 4.65. ESI Calcd for [M – 2Cl – THF + OH + Na]<sup>+</sup> 491.18, found 491.20.

**4.3.4. Synthesis of Cr4(THF).** Using the method described for Cr1(THF), Cr4(THF) was obtained as a brown solid (88% yield). FT-IR (KBr, cm<sup>-1</sup>): 3170, 2954, 1602, 1585, 1549, 1528, 1492, 1424, 1388, 1314, 1253, 1198, 1166, 1109, 1002, 960, 804, 762, 747, 505, 413. Anal. Calcd for C<sub>31</sub>H<sub>37</sub>Cl<sub>2</sub>CrF<sub>2</sub>N<sub>2</sub>O<sub>2</sub>: C, 59.05; H, 5.91; N, 4.44. Found: C, 59.22; H, 5.79; N, 4.18. ESI Calcd for [M – 2Cl – THF + OH + Na]<sup>+</sup> 527.16, found 527.18.

**4.3.5. Synthesis of Cr5(THF).** Using the method described for Cr1(THF), Cr5(THF) was obtained as a brown solid (90% yield). FT-IR (KBr disk, cm<sup>-1</sup>): 3406, 1610, 1584, 1536, 1440, 1392, 1326, 1212, 1179, 1149, 1108, 1012, 927, 910, 796, 776, 750, 505, 456, 422. Anal. Calcd for C<sub>25</sub>H<sub>27</sub>Cl<sub>2</sub>CrN<sub>2</sub>O<sub>2</sub>: C, 58.83; H, 5.33; N, 5.49. Found: C, 58.78; H, 5.26; N, 5.31. ESI Calcd for [M – 2Cl – THF + OH + Na]<sup>+</sup> 407.08, found 407.10.

**4.3.6. Synthesis of Cr6(THF).** Using the method described for Cr1(THF), Cr6(THF) was obtained as a brown solid (95% yield). FT-IR (KBr, cm<sup>-1</sup>): 3349, 1607, 1586, 1520, 1460, 1393, 1327, 1235, 1170, 1111, 1013, 966, 814, 770, 758, 508, 456, 423. Anal. Calcd for C<sub>25</sub>H<sub>25</sub>Cl<sub>4</sub>CrN<sub>2</sub>O<sub>2</sub>: C, 51.84; H, 4.35; N, 4.84. Found: C, 51.82; H, 4.32; N, 4.63. ESI Calcd for [M – 2Cl – THF + OH + Na]<sup>+</sup> 475.01, found 475.03.

### 4.4. X-ray crystallographic studies

Single crystals of Cr2(THF) and Cr4(THF) were obtained by slow diffusion of *n*-hexane into their CH<sub>2</sub>Cl<sub>2</sub> solutions at room temperature. A single crystal X-ray diffraction study for Cr2(THF) and Cr4(THF) was carried out on a Bruker D8 Venture diffractometer using graphite-monochromated Ga-K $\alpha$  radiation ( $\lambda = 1.34139$  Å). Cell parameters were obtained by global refinement of the positions of all collected reflections. Intensities were corrected for Lorentz and polarization effects and empirical absorption. Using Olex2, the structures were solved with XS and refined with ShelXL (Sheldrick, 2015).<sup>63</sup> Crystal data and processing parameters for Cr2(THF) and Cr4(THF) are summarized in Table S1.† CCDC reference numbers 2133043–2133044 are for complexes Cr2(THF) and Cr4(THF), respectively.†

### 4.5. General procedures for polymerization in an autoclave reactor

A 1-liter steel reactor with a heating jacket and an internal cooling coil was used for the polymerizations. The stirred 1-liter reactor was charged with about 200 mL of toluene solvent and the desired amount of MAO. The reactor content was heated to the desired polymerization temperature. Once that temperature was reached, the reactor was filled with

ethylene at 5 atm or 20 atm or 40 atm. Cr complexes in 5 mL of chlorobenzene were transferred directly to a catalyst addition tank through stainless steel tubing and injected into the reactor with a nitrogen overpressure. The polymerization conditions were maintained with ethylene added on demand. Although heat was continuously removed from the reaction vessel through an internal cooling coil, the temperature increased by 5 to 10 °C (dependent upon the activity) at the end of polymerization in comparison to the original temperature. The resulting solution was removed from the reactor and quenched with acidified methanol. The polymer was filtered off, washed with methanol, and then dried under vacuum overnight.

## Conflicts of interest

There are no conflicts to declare.

## Acknowledgements

Financial support by NSFC (No. 52073152, 21871157), the 111 Project (No. D17004), the Shandong Province Natural Science Foundation (No. 2021CXGC010902), the Shandong Provincial Education Department (No. 2019KJA001), and the Taishan Scholar Constructive Engineering Foundation (No. tsqn20161031) is gratefully acknowledged.

## Notes and references

- G. Wilke, *Angew. Chem., Int. Ed.*, 2003, **42**, 5000–5008.
- K. C. Jayaratne, T. H. Cymbaluk and M. D. Jensen, *ACS Catal.*, 2018, **8**, 602–614.
- E. Groppo, C. Lamberti, S. Bordiga, G. Spoto and A. Zecchina, *Chem. Rev.*, 2005, **105**, 115–183.
- S.-F. Yuan, Y. Yan, G. A. Solan, Y. Ma and W.-H. Sun, *Coord. Chem. Rev.*, 2020, **411**, 213254.
- Z. Wang, Q. Liu, G. A. Solan and W.-H. Sun, *Coord. Chem. Rev.*, 2017, **350**, 68–83.
- D. Peng, X. Yan, C. Yu, S. Zhang and X. Li, *Polym. Chem.*, 2016, **7**, 2601–2634.
- H. Mu, L. Pan, D. Song and Y. Li, *Chem. Rev.*, 2015, **115**, 12091–12137.
- M. C. Baier, M. A. Zuideveld and S. Mecking, *Angew. Chem., Int. Ed.*, 2014, **53**, 9722–9744.
- H. Makio, H. Terao, A. Iwashita and T. Fujita, *Chem. Rev.*, 2011, **111**, 2363–2449.
- M. Delferro and T. J. Marks, *Chem. Rev.*, 2011, **111**, 2450–2485.
- C. Chen, *Nat. Rev. Chem.*, 2018, **2**, 6–14.
- J. M. Eagan, J. Xu, R. Di Girolamo, C. M. Thurber, C. W. Macosko, A. M. La Pointe, F. S. Bates and G. W. Coates, *Science*, 2017, **355**, 814–816.
- D. J. Arriola, E. M. Carnahan, P. D. Hustad, R. L. Kuhlman and T. T. Wenzel, *Science*, 2006, **312**, 714–719.
- W. Kaminsky, *J. Polym. Sci., Part A: Polym. Chem.*, 2004, **42**, 3911–3921.
- C. Bariashir, C. Huang, G. A. Solan and W.-H. Sun, *Coord. Chem. Rev.*, 2019, **385**, 208–229.
- V. C. Gibson, C. Redshaw and G. A. Solan, *Chem. Rev.*, 2007, **107**, 1745–1776.
- J. Chen, Y. Gao and T. J. Marks, *Angew. Chem., Int. Ed.*, 2020, **59**, 14726–14735.
- C. Tan, C. Zou and C. Chen, *J. Am. Chem. Soc.*, 2022, **144**, 2245–2254.
- M. Xu and C. Chen, *Sci. Bull.*, 2021, **66**, 1429–1436.
- Q. Muhammad, C. Tan and C. Chen, *Sci. Bull.*, 2020, **65**, 300–307.
- G. Wang, D. Peng, Y. Sun and C. Chen, *CCS Chem.*, 2020, **2**, 2025–2034.
- T. Wang, C. Wu, X. Ji and D. Cui, *Angew. Chem., Int. Ed.*, 2021, **60**, 25735–25740.
- M. Chen and C. Chen, *Angew. Chem., Int. Ed.*, 2020, **59**, 1206–1210.
- K. Li, J. Ye, Z. Wang, H. Mu and Z. Jian, *Polym. Chem.*, 2020, **11**, 2740–2748.
- C. Du, L. Zhong, J. Gao, S. Zhong, H. Liao, H. Gao and Q. Wu, *Polym. Chem.*, 2019, **10**, 2029–2038.
- P. Kenyon, M. Wörner and S. Mecking, *J. Am. Chem. Soc.*, 2018, **140**, 6685–6689.
- C. Feng, Q. Gou, S. Liu, R. Gao and Z. Li, *Catalysts*, 2021, **11**, 276.
- L. Resconi, L. Cavallo, A. Fait and F. Piemontesi, *Chem. Rev.*, 2000, **100**, 1253–1345.
- Y. Zhong, Y. Wu and D. Cui, *Macromolecules*, 2021, **54**, 1754–1759.
- B. Han, Y. Liu, C. Feng, S. Liu and Z. Li, *Organometallics*, 2021, **40**, 242–252.
- H. Wang, H. Cheng, R. Tanaka, T. Shiono and Z. Cai, *Polym. Chem.*, 2018, **9**, 4492–4497.
- X. Li and Z. Hou, *Coord. Chem. Rev.*, 2008, **252**, 1842–1869.
- E. Y. X. Chen and T. J. Marks, *Chem. Rev.*, 2000, **100**, 1391–1434.
- T. Xu, Y. Mu, W. Gao, J. Ni, L. Ye and Y. Tao, *J. Am. Chem. Soc.*, 2007, **129**, 2236–2237.
- L. Guo, W. Zhang, F. Cao, Y. Jiang, R. Zhang, Y. Ma, G. A. Solan, Y. Sun and W.-H. Sun, *Polym. Chem.*, 2021, **12**, 4214–4225.
- Q. Zhang, N. Wu, J. Xiang, G. A. Solan, H. Suo, Y. Ma, T. Liang and W.-H. Sun, *Dalton Trans.*, 2020, **49**, 9425–9437.
- J. C. Jenkins and M. Brookhart, *J. Am. Chem. Soc.*, 2004, **126**, 5827–5842.
- S. Matsui, M. Mitani, J. Saito, Y. Tohi, H. Makio, N. Matsukawa, Y. Takagi, K. Tsuru, M. Nitabaru, T. Nakano, H. Tanaka, N. Kashiwa and T. Fujita, *J. Am. Chem. Soc.*, 2001, **123**, 6847–6856.
- J. Tian, P. D. Hustad and G. W. Coates, *J. Am. Chem. Soc.*, 2001, **123**, 5134–5135.
- T. R. Younkin, E. F. Connor, J. I. Henderson, S. K. Friedrich, R. H. Grubbs and D. A. Bansleben, *Science*, 2000, **287**, 460–462.

- 41 G. Zanchin, A. Piovano, A. Amodio, F. De Stefano, R. Di Girolamo, E. Groppo and G. Leone, *Macromolecules*, 2021, **54**, 1243–1253.
- 42 H.-B. Hansen, H. Wadepohl and M. Enders, *Chem. – Eur. J.*, 2021, **27**, 11084–11093.
- 43 S. Deng, Z. Liu, B. Liu and Y. Jin, *ChemCatChem*, 2021, **13**, 2278–2292.
- 44 K. Wang, Y. Jin, B. Liu, R. Zhang, H. Ren, N. Zhao and X. He, *Macromol. Chem. Phys.*, 2020, **221**, 1900503.
- 45 O. L. Sydora, *Organometallics*, 2019, **38**, 997–1010.
- 46 C. A. Cruz, M. M. Monwar, J. Barr and M. P. McDaniel, *Macromolecules*, 2019, **52**, 5750–5760.
- 47 E. Groppo, G. A. Martino, A. Piovano and C. Barzan, *ACS Catal.*, 2018, **8**, 10846–10863.
- 48 W. Luo, A. Li, S. Liu, H. Ye and Z. Li, *Organometallics*, 2016, **35**, 3045–3050.
- 49 A. Fong, Y. Yuan, S. L. Ivry, S. L. Scott and B. Peters, *ACS Catal.*, 2015, **5**, 3360–3374.
- 50 D. S. McGuinness, *Chem. Rev.*, 2011, **111**, 2321–2341.
- 51 S. Liu, R. Pattacini and P. Braunstein, *Organometallics*, 2011, **30**, 3549–3558.
- 52 S. Liu, R. Peloso, R. Pattacini and P. Braunstein, *Dalton Trans.*, 2010, **39**, 7881–7883.
- 53 V. C. Gibson, S. Mastroianni, C. Newton, C. Redshaw, G. A. Solan, A. J. P. White and D. J. Williams, *J. Chem. Soc., Dalton Trans.*, 2000, 1969–1971.
- 54 V. C. Gibson, C. Newton and C. Redshaw, *J. Chem. Soc., Dalton Trans.*, 1999, 827–830.
- 55 D. J. Jones, V. C. Gibson, S. M. Green and P. J. Maddox, *Chem. Commun.*, 2002, 1038–1039.
- 56 M. Enders, P. Fernandez, G. Ludwig and H. Pritzkow, *Organometallics*, 2001, **20**, 5005–5007.
- 57 J. Li, F. Liang, Y. Zhao, X.-Y. Liu, J. Fan and L.-S. Liao, *J. Mater. Chem. C*, 2017, **5**, 6202–6209.
- 58 S. Liu, Y. Xing, Q. Zheng, Y. Jia and Z. Li, *Organometallics*, 2020, **39**, 3268–3274.
- 59 C. Feng, S. Zhou, D. Wang, Y. Zhao, S. Liu, Z. Li and P. Braunstein, *Organometallics*, 2021, **40**, 184–193.
- 60 Q. Zheng, D. Zheng, B. Han, S. Liu and Z. Li, *Dalton Trans.*, 2018, **47**, 13459–13465.
- 61 C. Huang, Y. Huang, Y. Ma, G. A. Solan, Y. Sun, X. Hu and W.-H. Sun, *Dalton Trans.*, 2018, **47**, 13487–13497.
- 62 J. Zhang, A. F. Li and T. S. A. Hor, *Organometallics*, 2009, **28**, 2935–2937.
- 63 G. M. Sheldrick, *Acta Crystallogr., Sect. C: Struct. Chem.*, 2015, **71**, 3–8.