



Cite this: *Chem. Commun.*, 2020, 56, 841

## Twenty-five years of bis-pentafluorophenyl borane: a versatile reagent for catalyst and materials synthesis

Evan A. Patrick  and Warren E. Piers \*

In 1995, the synthesis, properties and remarkable hydroboration activity of bis-pentafluorophenyl borane was first reported. Its reactivity stems from the ready accessibility of the monomeric borane and its high Lewis acidity. In the intervening twenty five years, this reagent has been widely exploited as a means of incorporating Lewis acidic  $-\text{B}(\text{C}_6\text{F}_5)_2$  groups into complex structures for a range of applications. In this “25th Anniversary” Feature article, we highlight the synthetic methods to the borane, its fundamental properties and chemistry as well as the diverse array of uses of this borane. These include self-activating olefin polymerization catalysts, frustrated Lewis pair generation, small molecule activation, bond cleavage reactions, Lewis acid catalysis and modification of organic materials.

Received 24th October 2019,  
Accepted 17th December 2019

DOI: 10.1039/c9cc08338c

[rsc.li/chemcomm](http://rsc.li/chemcomm)

### Introduction

Perfluoroarylboranes<sup>1</sup> are an important class of organoboranes that have been employed extensively as Lewis acids for a variety of chemical applications. The parent compound,  $\text{B}(\text{C}_6\text{F}_5)_3$ , was reported in the early 1960s,<sup>2,3</sup> essentially as a curiosity, but its remarkable properties led eventually to its extensive exploitation in 1990s as an olefin polymerization co-catalyst.<sup>4</sup> This resulted in its widespread commercial availability and gave chemists the opportunity to explore applications as a Lewis acid catalyst for many other useful transformations.<sup>4–9</sup> Key to its versatility are the properties imparted by the three electron withdrawing  $\text{C}_6\text{F}_5$  groups, including both high Lewis acidity (comparable to boron trihalides  $\text{BF}_3$  and  $\text{BCl}_3$ <sup>8</sup>) and B–C bonds that are remarkably resistant to protic cleavage. Combined with a ready solubility in organic solvents,  $\text{B}(\text{C}_6\text{F}_5)_3$  is a near ideal organometallic Lewis acid.<sup>5</sup>

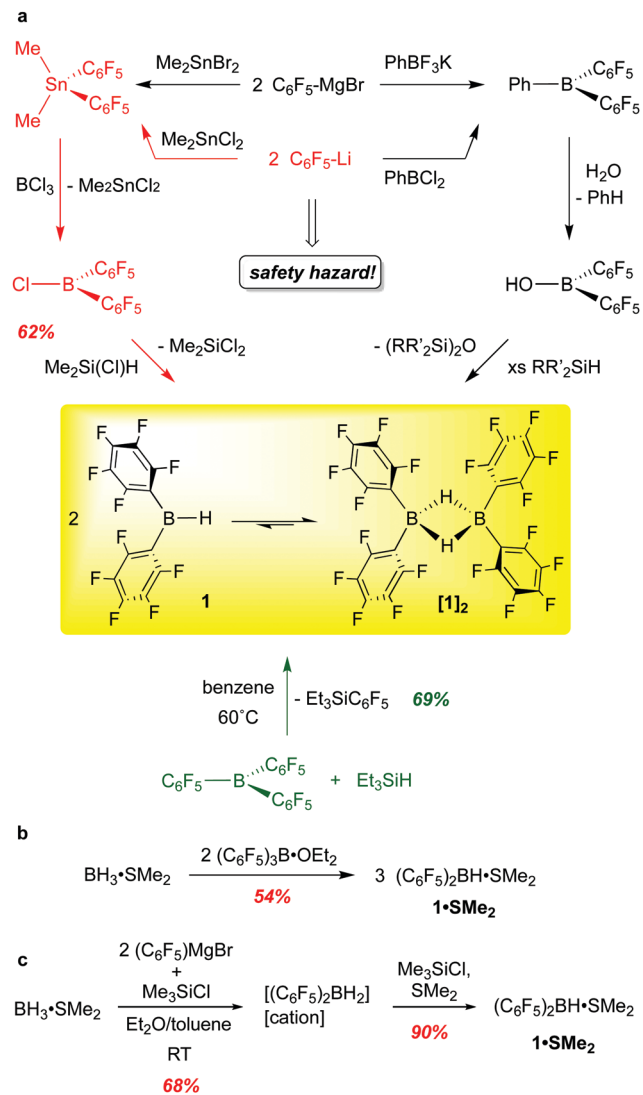
Though  $\text{B}(\text{C}_6\text{F}_5)_3$  has shown exceptional utility, new applications frequently require a tailored approach for construction of more complex and function-specific molecules. Accordingly, in the early 1990’s we targeted the synthesis of bis-pentafluorophenyl borane,  $(\text{C}_6\text{F}_5)_2\text{BH}$ , **1**, envisioning it as a potentially useful synthon for incorporating  $-\text{B}(\text{C}_6\text{F}_5)_2$  groups into molecules *via* hydroboration or sigma bond metathesis protocols. Since the first publication describing its synthesis 25 years ago in 1995,<sup>10</sup> bis-pentafluorophenylborane has seen widespread use and (thanks to the organic chemistry community’s penchant for naming reactions and reagents!) has come to be known in the literature as “Piers’ borane”.<sup>11</sup>

It not only retains high Lewis acidity but provides a reactive function in the hydride for hydroboration and small molecule activation. Originally intended for generating soluble, self activating Ziegler–Natta-type olefin polymerization catalysts,<sup>12</sup> this exceptional hydroboration reagent<sup>13,14</sup> has found a broadened scope of application to fields ranging from frustrated Lewis pair synthesis, to Lewis acid functionalised materials, to small molecule activation, and metal-free catalysis. In this feature article, we highlight the chemistry and some of the many applications of **1** reported in the past 25 years.

### Synthesis and properties of $(\text{C}_6\text{F}_5)_2\text{BH}$

Wagner and co-workers have provided a cogent overview of the synthetic methods to bis-pentafluorophenylborane,<sup>15</sup> which we summarize and augment here. In our original synthesis,  $[(\text{C}_6\text{F}_5)_2\text{BH}]_2$  was generated through the transmetallation of  $(\text{C}_6\text{F}_5)_2\text{SnMe}_2$  with  $\text{BCl}_3$  to form the monomeric chloroborane  $(\text{C}_6\text{F}_5)_2\text{BCl}$ , which was converted to **1** using  $\text{Me}_2\text{Si}(\text{Cl})\text{H}$  as a hydride source (Scheme 1a, red route).<sup>10</sup> This procedure is highly reliable but has been justifiably described as being “synthetically demanding”.<sup>16</sup> Given the hazards associated with fluorinated organolithium reagents (which can be circumvented by using the less explosive  $\text{C}_6\text{F}_5\text{MgBr}$ ) and organotin compounds, an alternative route involving reaction of  $\text{Et}_3\text{SiH}$  with commercially available  $\text{B}(\text{C}_6\text{F}_5)_3$  at 60 °C (Scheme 1a, green route) was developed, providing **1** in 69% yield.<sup>13</sup> Though the cost of  $\text{B}(\text{C}_6\text{F}_5)_3$  is a disadvantage, this is a more convenient synthesis of gram quantities of **1**, and seems to be the route of choice for most researchers. Care must be taken not to over-reduce

Department of Chemistry, University of Calgary, 2500 University Drive N.W., Calgary, Alberta, T2N 1N4, USA. E-mail: [wpiers@ucalgary.ca](mailto:wpiers@ucalgary.ca)

Scheme 1 Synthetic routes to  $\text{HB}(\text{C}_6\text{F}_5)_2$ , **1**, and the  $\text{SMe}_2$  adduct **1·SMe<sub>2</sub>**.

the borane and samples prepared in this way can be contaminated with small amounts (2–4%) of  $[(\text{C}_6\text{F}_5)\text{BH}(\mu\text{-H})_2\text{B}(\text{C}_6\text{F}_5)_2]$ . This was confirmed in a recently published careful spectroscopic and kinetic study on the reactions of  $\text{B}(\text{C}_6\text{F}_5)_3$  with various silanes and germanes.<sup>17</sup> Interestingly, the haloboranes  $(\text{C}_6\text{F}_5)_2\text{BX}$  ( $\text{X} = \text{Cl}, \text{Br}$ ) are now available cleanly and in very high yield from **1** by treatment of the borane with trityl chloride or bromide.<sup>18</sup>

Other researchers have developed methods to prepare **1** *in situ* via the borinic acid  $(\text{C}_6\text{F}_5)_2\text{BOH}$  (Scheme 1a, black route) or as the  $\text{SMe}_2$  adduct (Scheme 1b and c). Chang and co-workers take advantage of selective protonolysis of the non-fluorinated aryl B–C bond in  $(\text{C}_6\text{F}_5)_2\text{BPh}$  to generate the borinic acid, which can be converted to **1** with various silanes.<sup>19</sup> This reaction appears to be quantitative as determined by NMR spectroscopy but has not been utilized to make **1** preparatively; this would seem to bear some further investigation. The groups of Lancaster<sup>16</sup> and Wagner<sup>15,20</sup> have accessed  $(\text{C}_6\text{F}_5)_2\text{BH} \cdot \text{SMe}_2$  using a ligand redistribution strategy, taking advantage of the facile exchange of  $-\text{C}_6\text{F}_5$  and hydride groups at boron. Scheme 1b shows Lancaster's route from  $\text{B}(\text{C}_6\text{F}_5)_3$ ,

and  $\text{Me}_2\text{S} \cdot \text{BH}_3$ , while Wagner's strategy (Scheme 1c) utilizes the more readily available pentafluorophenyl Grignard reagent to generate a mixture of hydridoborates dominated by  $[(\text{C}_6\text{F}_5)_2\text{BH}_2]^- [\text{cation}]^+$ . Subsequent hydride abstraction/salt elimination with  $\text{Me}_3\text{SiCl}$  in the presence of  $\text{SMe}_2$  delivers **1·SMe<sub>2</sub>**. Both preparations give decent yields of the  $\text{SMe}_2$  adduct of **1**, and procedures provide straightforward and relatively safe access to a bis-pentafluorophenyl boron synthon. Unfortunately, **1·SMe<sub>2</sub>** does not have the same broad utility of base-free borane. Although **1·SMe<sub>2</sub>** has been shown to hydroborate alkenes and alkynes,<sup>21</sup> the substrate scope is quite narrow, possibly due to the decreased access to the monomeric borane from the  $\text{SMe}_2$  adduct compared to the free borane  $[(\text{C}_6\text{F}_5)_2\text{BH}]_2$ . Furthermore, in some instances, the presence of the Lewis base led to unwanted side-products due to nucleophilic attack by free  $\text{SMe}_2$ .<sup>22</sup>

When prepared from  $\text{B}(\text{C}_6\text{F}_5)_3$  and  $\text{Et}_3\text{SiH}$ , **1** is isolated as a moisture sensitive, white, microcrystalline solid,  $[(\text{C}_6\text{F}_5)_2\text{BH}]_2$  that can be stored at room temperature in an inert atmosphere for months without losing any of its activity.<sup>10</sup> In the solid state, the borane is dimeric with two bridging hydrides, typical of  $[\text{R}_2\text{BH}]_2$  structures. In arene solution, however, a monomer-dimer equilibrium is observed, with up to 10–15% of the borane speciation in the monomeric form; a 5 kcal mol<sup>−1</sup> barrier to dissociation has been estimated.<sup>13,23</sup> The favouring of monomer to this extent is unusual for diarylboranes and accounts partially for the compound's exceptional hydroboration activity and reactivity.

The substitution of a  $\text{C}_6\text{F}_5$  substituent for a hydride dampens the Lewis acidity in **1** vs.  $\text{B}(\text{C}_6\text{F}_5)_3$  somewhat, but bis-pentafluorophenyl borane retains significant electrophilicity. Gas phase calculations have determined the electron affinity of  $(\text{C}_6\text{F}_5)_2\text{BH}$  is over 2.7 times greater than for  $(\text{C}_6\text{H}_5)_2\text{BH}$ .<sup>24</sup> Accordingly, in addition to high hydroboration activity,  $[(\text{C}_6\text{F}_5)_2\text{BH}]_2$  also demonstrates catalytic H/D exchange with  $\text{H}_2$  and various deuterated silanes.<sup>25</sup> Though the borane was calculated to lack sufficient Lewis acidity for direct binding of  $\text{H}_2$ , experimental and computational evidence indicate that a facile sigma-bond metathesis type reaction is operative in activating both H–H and Si–H bonds at room temperature. Such reactivity is usually associated with highly Lewis acid centres.<sup>26</sup>

While other fluorinated diaryl boranes have been prepared,<sup>27–29</sup> they tend to be less reactive than **1** for electronic<sup>30</sup> or steric<sup>31</sup> reasons and have not been utilized nearly to the same extent as **1** since we reported it 25 years ago.<sup>10</sup> The high reactivity of monomeric **1** towards a variety of nucleophilic and unsaturated functions has made it the prime synthon for incorporating Lewis acidic  $-\text{B}(\text{C}_6\text{F}_5)_2$  units into organometallic, organic and materials structures, for applications ranging from polymerization catalysis to FLP generation to small molecule activation. Before discussing these applications, we review its reactivity with a variety of hydrocarbyl and other coordinated ligands.

## Reactions of **1** with coordinated ligands

Because of the efficacy of perfluoroarylboranes as olefin polymerization co-catalysts we undertook a systematic study of the

reactions of **1** towards archetypical metal hydrocarbyl functions, *i.e.* metal alkyls and alkylidenes, to determine the compatibility of the borane with these groups. These studies were later extended to include alylidene and carbide functions and a summary of the reactivity observed is shown in Scheme 2. Although primarily exploratory in nature, discoveries of both fundamental and practical significance emanated from this line of research.

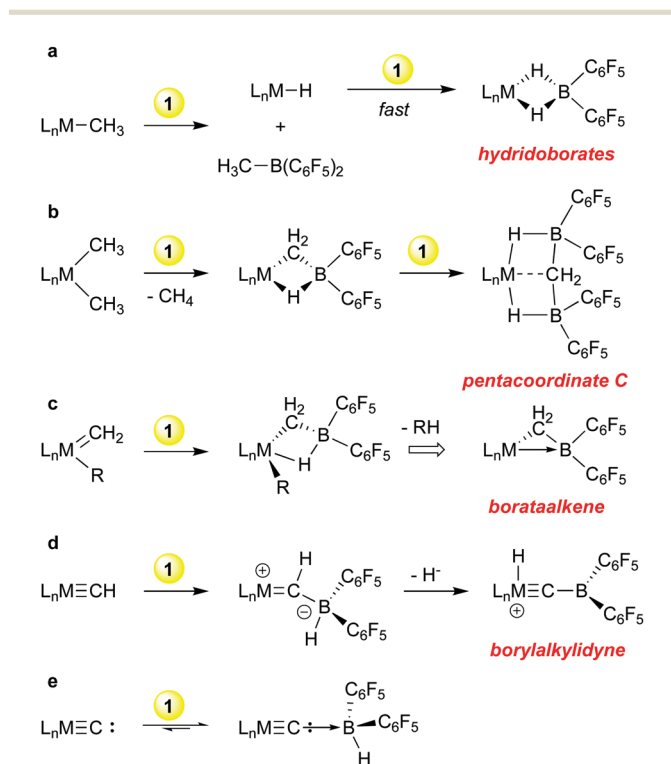
With early transition metal alkyl compounds, borane **1** undergoes a rapid H/R exchange process that formally has the appearance of a sigma bond metathesis reaction (Scheme 2a). The process is generally rapid and mechanistic possibilities range from a fully concerted four-centred process<sup>26</sup> to a stepwise alkylidene abstraction/hydride back transfer sequence. In any case, the products are alkyl boranes  $\text{RB}(\text{C}_6\text{F}_5)_2$  and “ $\text{L}_n\text{M-H}$ ”; the latter is often highly reactive towards further equivalents of **1** leading to the bis-pentafluorophenyl hydridoborates shown. This has been observed for  $\text{M} = \text{Mg}$ ,<sup>32</sup>  $\text{Sc}$ ,<sup>33</sup>  $\text{Ti}$ ,<sup>34</sup>  $\text{Zr}$ <sup>35–38</sup> and  $\text{Zn}$ <sup>39</sup> and in general, these hydridoborates are thermodynamic wells that do not provide access to either monomeric **1** nor “ $\text{L}_n\text{M-H}$ ”. In the case of dimethyl zirconocene, in hexanes a competing path in which methane is eliminated upon treatment with **1** was observed; the putative product of this reaction is the Tebbe reagent-like<sup>40</sup> species shown in Scheme 2b, in which a  $\text{Cp}_2\text{Zr}=\text{CH}_2$  is stabilized by complexation with  $\text{HB}(\text{C}_6\text{F}_5)_2$ .<sup>35</sup> This compound rapidly picks up a second equivalent of **1** to give the intriguing pentacoordinate carbon compound<sup>41</sup> in which the methylidene is stabilized by two equivalents of borane but retains significant interaction with the metal centre.<sup>42</sup> These observations led us to explore the reactions of **1** with a *bona fide* methylidene compound, Schrock’s classic

tantalocene methylidene methyl.<sup>43</sup> In these studies, it was found that **1** readily complexes  $\text{M}=\text{CH}_2$  units<sup>44</sup> and the products can be further converted into “borataalkene” complexes<sup>45</sup> that exhibit olefin like reactivity at the tantalum centre<sup>46</sup> but can also be formulated as Z-type ligands<sup>47</sup> as shown in Scheme 2c.

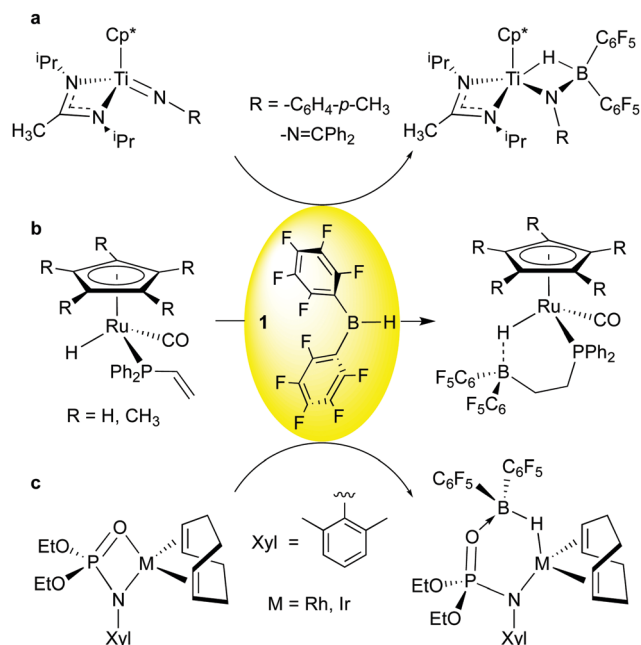
Scheme 2d and e outline further transformations that occur when a metal methylidyne and a metal carbide is reacted with borane **1**. For the former, we turned again to a Schrock compound, the tungsten methylidyne  $(\text{dmpe})_2\text{W}(\text{Cl})\text{CH}$ ,<sup>48</sup> while for the latter we utilized Heppert’s remarkable ruthenium carbide,<sup>49</sup> derived from Grubb’s olefin metathesis catalysts. The Lewis basic nature of the methylidyne and carbide ligands in these compounds resulted in facile adduct formation with **1**. In the tungsten system, the methylidyne hydrogen is transferred to the metal centre upon abstraction of the borohydride from the ligated borane, resulting in novel borylalkylidyne structures.<sup>50</sup> In the ruthenium carbide system, which is notably less basic, reversible adduct formation is observed, but the adduct of a bis-phosphine derivative was structurally characterized.<sup>23</sup> The adduct itself was prone to side reactions that involved the phosphine ancillary ligands and these observations eventually led us to explore the protonation of ruthenium carbides derived from first and second generation Grubb’s olefin metathesis catalysts, a line of research that resulted in the discovery of highly active, rapidly initiating olefin metathesis catalysts.<sup>51</sup>

These fundamental studies aimed at mapping the reaction types possible when treating various hydrocarbyl groups with the highly reactive borane **1** thus resulted in insights of significant theoretical interest (hypervalent carbon, novel bonding in borataalkenes) and gave rise to new developments in catalyst development for an important reaction class (olefin metathesis). Indeed, researchers continue to explore the reactivity of **1** with coordinated ligands in complexes from across the d-block, with a view to activation of catalysts and/or small molecules. Select recent examples are given in Scheme 3.

Addition of **1** to  $\text{Ti}=\text{N}$  imido bonds was observed by Mountford and co-workers (Scheme 3a);<sup>52</sup> here, as in the other examples, the greater basicity of the heteroatom-based ligands means that other, less Lewis acidic boranes like 9-BBN also engage in this reactivity. However, because of the higher Lewis acidity of **1**, incomplete transfer of hydride to Ti is observed, and the borane-complexed imido species, similar in nature to the “Tebbe-like” compounds of Scheme 2b and c, results. Interestingly, for the hydrazido-derived imide ( $\text{R} = -\text{N}=\text{CPh}_2$ ) kinetic complexation of **1** to the  $\beta$ -nitrogen is immediate, and isomerization to the more thermodynamically stable final product occurs over the course of several hours. The Klankermayer group reported the facile hydroboration of a pendant vinyl phosphine group in piano stool ruthenium complexes using **1** (Scheme 3b).<sup>53</sup> Here the bis-pentafluorophenyl group loosely coordinates the Ru-hydride moiety and the  $\text{Ru-H}\cdots\text{B}$  bridge can be opened *via* protonation or by methanol to yield highly reactive compounds capable of delivering an  $\text{H}_2$  equivalent as a hydride/proton pair. Finally, Love and Schafer *et al.* have shown in the group 9 metal phosphoramidate complexes depicted in Scheme 3c,<sup>54</sup> borane **1** adds across the M–O bond,



Scheme 2 Reactions of  $\text{HB}(\text{C}_6\text{F}_5)_2$ , **1**, with archetypical hydrocarbyl ligands.

Scheme 3 Reactions of  $\text{HB}(\text{C}_6\text{F}_5)_2$ , **1**, with other ligands.

leading to M–H–B moieties that can be further elaborated by B–H activation. These examples reflect the rich chemistry possible by reaction of **1** with coordinated ligands in metal complexes.

## Hydroboration with **1** for catalyst synthesis

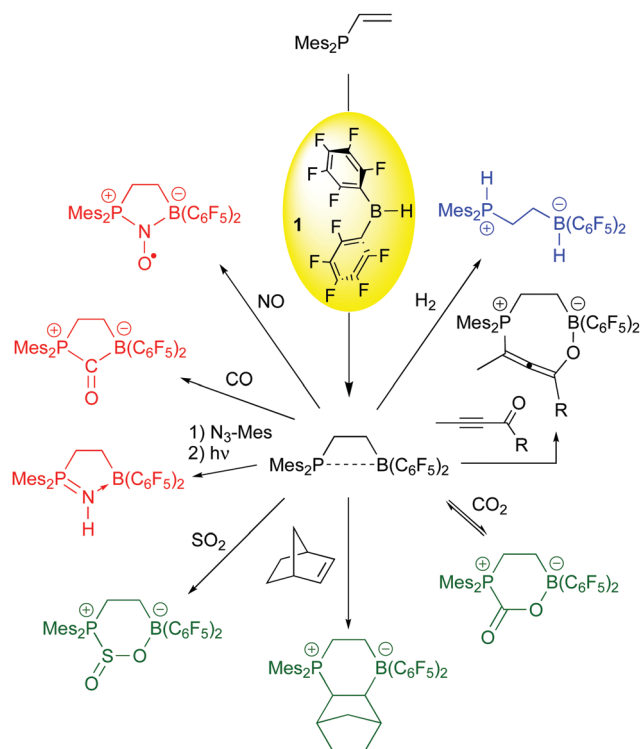
As a means of incorporating  $-\text{B}(\text{C}_6\text{F}_5)_2$  units into organic and organometallic structures, bis-pentafluorophenylborane is an unparalleled reagent due to its hydroboration activity and high reactivity towards M–R functions. It has been used extensively in this regard, especially in the context of olefin polymerization catalysis and frustrated Lewis pair genesis.

Indeed, **1** was originally conceptualized as a reagent for hydroborating pendant unsaturated groups on early transition metal organometallic compounds for the development of “self-activating” or one-component olefin polymerization catalysts.<sup>55</sup> While moderate success was achieved in generating active zwitterionic catalysts<sup>12,56</sup> with borates affixed to the active alkyl groups in the wedge of metallocene catalysts (“girdle” zwitterions) using some of the reactions described above (Scheme 2a),<sup>38,56,57</sup> truly self-activating catalysts attained by incorporating the Lewis acid activator into the catalyst structure (“ring” or “bridge” zwitterions) *via* hydroboration of pendant unsaturated groups were more elusive. In addition to our efforts, the Erker group also made significant contributions and some of the systems studied are summarized in Scheme 4. The synthesis and characterization of zirconium dichloride catalyst precursors with dangling  $-\text{B}(\text{C}_6\text{F}_5)_2$  groups proved relatively straightforward since **1** is unreactive towards early transition metal M–Cl bonds. All examples in Scheme 4 (except a)<sup>58</sup> were prepared by hydroboration of alkene (b–f)<sup>55,59–61</sup> or alkyne (g)<sup>62</sup> functions on the periphery of the

Scheme 4 Hydroboration of pendant olefin and alkyne groups using **1**.

metallocene or post-metallocene ligand framework. However, hydroboration of dimethyl or dialkyl versions of these precursors was less clean due to competition between olefin hydroboration and the aforementioned reactivity of **1** with these functions (Scheme 2). Furthermore, alkylation of the metallocene or post-metallocene halides of Scheme 4 with alkyl lithium reagents was hampered by competing reactions with the Lewis acidic borane centres. Erker and co-workers were able to overcome this problem in system f by protecting the  $-\text{B}(\text{C}_6\text{F}_5)_2$  centre with *N*-methylimidazole Lewis bases.<sup>63</sup> Here, alkylation proceeded smoothly with  $\text{LiCH}_2\text{SiMe}_3$  but self-activation through alkide abstraction was not observed. In instances where zwitterionic  $[\text{linker}(\text{alkyl})\text{B}(\text{C}_6\text{F}_5)_2]^-$  borates were thought to have been generated, facile alkyl or linker exchange processes lowered catalyst stability as the necessary ion pair, and so side reactions lowered turnover numbers in these systems. Thus, generally in cases where polymerization activity was examined, alkylation was done in the standard way using alkylaluminum co-catalysts and the borane function was thought to simply serve as another substituent on the ligand rather than an active co-catalytic participant.<sup>58,60,62</sup>

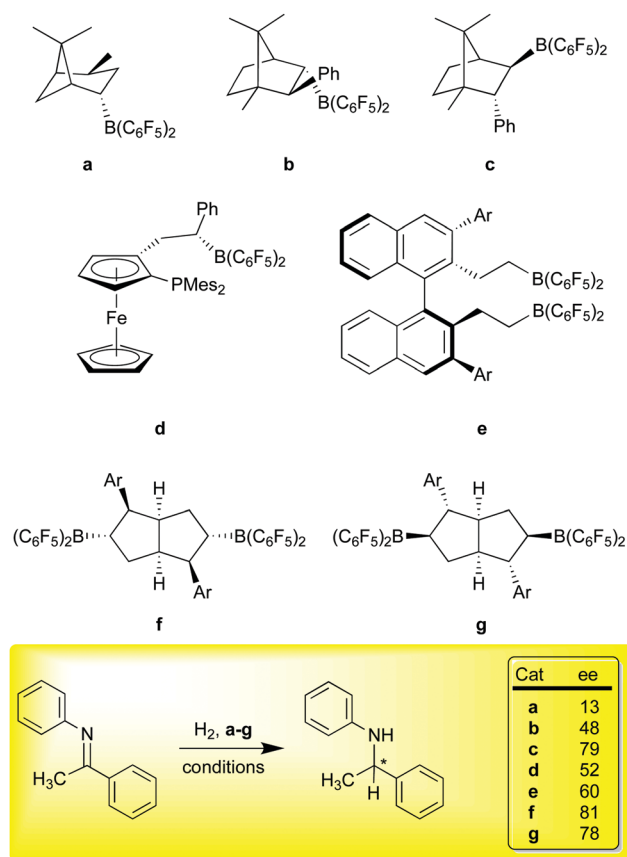
While limited success in the arena of olefin polymerization was attained, the use of **1** as a hydroboration agent for the generation of frustrated Lewis pairs has been one of bis-pentafluorophenylborane's most important applications in the past decade. The original vicinal, intramolecular FLP was synthesized by hydroboration of  $\text{Mes}_2\text{P}-\text{CH}=\text{CH}_2$  with **1**,<sup>64</sup> and Erker and co-workers have demonstrated this species to be a versatile FLP for the activation or bonding of a number of small molecules (Scheme 5). While most of these examples mirror reactions in intermolecular FLPs,<sup>65,66</sup> the incorporation of the Lewis acid and base moiety in one molecule accelerates the rate by which the FLP reaction occurs. Thus, the heterolytic splitting of  $\text{H}_2$  (blue reaction) for this 1,2-vicinal P/B FLP is facile at room temperature, and the compound is highly active as a hydrogenation catalyst for imine functions.<sup>67</sup> The  $\alpha,\beta$  unsaturated



Scheme 5 Hydroboration synthesis of Erker's 1,2-vicinal P/B FLP with **1** and its reactivity with small molecules.

ynone substrate shown in the black reaction adds in a 1,4 fashion,<sup>68</sup> forming the novel enol allene product, while carbonyl functions, olefins,<sup>69</sup> and the small molecules CO<sub>2</sub><sup>70</sup> and SO<sub>2</sub><sup>71</sup> add in a 1,2-sense to give the products shown in the green reactions. For CO<sub>2</sub>, bonding is reversible upon exposure of the product to reduced pressures of CO<sub>2</sub>. Finally, substrates like azides,<sup>72</sup> CO<sup>73</sup> and NO<sup>74</sup> are bound in a 1,1 mode (red reactions). The bound CO can be further functionalized (*vide infra*) and the nitrosyl radical formed from bonding of NO to the FLP is a potent hydrogen atom acceptor whose chemistry the Erker and Warren groups have explored extensively.<sup>75</sup> The 1,1 bonding chemistry is not as prevalent in intermolecular FLPs and is therefore unique to the vicinal systems formed from borane **1** and vinyl or alkynyl functionalized Lewis bases *via* hydroboration.

The use of FLPs for the catalytic hydrosilation<sup>76,77</sup> or hydrogenation<sup>67,78</sup> of unsaturated functions was a major breakthrough and inspired a number of groups to develop the field of transition metal free catalysis. A significant challenge for these metal free systems in comparison to traditional transition metal catalysts concerns the issue of stereoselectivity. The intermolecular FLPs lack the rigidity of the intramolecular systems of general formula R<sub>2</sub>PCH<sub>2</sub>CH<sub>2</sub>B(C<sub>6</sub>F<sub>5</sub>)<sub>2</sub> and consequently the latter have been more efficacious in asymmetric hydrogenations. Again, **1** has proven to be a useful reagent in generating chiral boron Lewis acids for asymmetric hydrogenations *via* the FLP mechanism (Scheme 6). Our original paper showed that  $\alpha$ -pinene could be hydroborated diastereoselectively,<sup>10</sup> and isomerized to a thermodynamic isomer (Scheme 6, a); the Klankermeyer group used this borane to obtain 13% ee in the



Scheme 6 Hydroboration synthesis of chiral Lewis acids using **1** for asymmetric FLP hydrogenation and hydrosilation.

asymmetric hydrogenation of the *N*-phenyl ketimine substrate shown at the bottom of Scheme 6, using a bulky phosphine as the Lewis base partner in the FLP.<sup>79</sup> While somewhat disappointing selectivity was observed, the experiment did demonstrate that asymmetric induction was possible using this strategy. Subsequent studies using diastereomeric catalysts **b** and **c**, formed *via* non-selective hydroboration of a phenyl substituted camphor-derived substrate, demonstrated ee values of up to 79%.<sup>80</sup> Other derivatives of this catalyst family were subsequently demonstrated to give >80% ee in the FLP type hydrosilation<sup>76,77</sup> of imines<sup>81</sup> in excellent conversions.<sup>82</sup> Erker *et al.* used a planar chiral ferrocene complex (**d**) to generate an intramolecular FLP capable of modest enantioselectivity in the hydrogenation of the ketimine substrate shown (53% ee) as well as others.<sup>83</sup>

All of the systems a–d, have the disadvantage of (potentially) producing diastereomeric mixtures of catalysts that either must be separated, or may even be in equilibrium due to facile retrohydroboration/hydroboration sequences characteristic of this borane. To overcome this problem, Du and co-workers developed an extensive family of catalysts based on the binaphthyl framework represented by catalyst **e**;<sup>84</sup> in these systems, the substrate imines served as the Lewis base partner and no added phosphine was required. In the generation of these catalysts, the hydroboration cannot produce diastereomers, and indeed, these catalysts are simply formed *in situ* from **1** and the

requisite divinyl binaphthyl catalyst precursor *via* rapid hydroboration. A number of examples, varying in the 3,3'-aryl groups, have been prepared and ee values of up to 60% were observed for the test ketimine substrate discussed here. Higher ee values were observed for other imine substrates, highlighting the effectiveness of this family of catalysts for asymmetric hydrogenation catalysis. Finally, in a very recent example, Wang and co-workers have utilized **1** to selectively hydroborate  $C_2$ -symmetric bicyclic [3.3.0] dienes substituted with Ar groups of increasing steric bulk to give catalysts **f** (kinetic products at room temperature) or **g** (thermodynamic products at 80 °C).<sup>30</sup> This chemistry takes advantage of the high regioselectivity of addition of **1** to trisubstituted aryl olefins shown in our original report<sup>13</sup> and the facility of retrohydroboration paths to thermodynamic isomers. Remarkably, ee values of about 80% were achieved at ambient temperatures and further improvements to above 90% were obtained as temperatures were lowered to -40 °C. This catalyst family is thus the best performing metal free asymmetric hydrogenation catalyst for imine hydrogenation using an FLP type mechanism to date.

All of the above examples utilize chiral boranes to induce asymmetric reduction of the imine C=N bond. Du has also explored the use of a chiral base in a novel transfer hydrogenation catalyst system utilizing **1** and an asymmetric *tert*-butyl sulfonimide as the chiral transfer agent (Scheme 7).<sup>84,85</sup> In stoichiometric reactions, the ketimine substrate is reduced with high conversion (99%) and ee (90%), with the hydrogen being supplied by **1** and (*S*)-*tert*-butylsulfonimide. The boron-containing product is as shown in Scheme 7. For catalytic processes, dihydrogen proved an inefficient hydrogen source, but the use of ammonia borane was highly effective for reaction



Scheme 7 Transfer hydrogenation of imines using **1**/(*S*)-*tert*-butylsulfonimide and ammonia borane.

turnover and optimization of the reaction conditions eventually lead to a system in which a variety of imines were reduced with 85–95% ee.

The hydroborative role of **1** in FLP genesis has been an important one in the last 15 years, but recent reports highlight its use in other types of catalyst activation. A particularly mechanistically intriguing one involves the observation that **1** catalyses the addition of HBpin (a typically unreactive borane with respect to hydroboration) to alkynes. This is a reaction for which there are many catalysts, mostly transition metal-based. However, Stephan *et al.* showed in 2016 that **1** is also an effective catalyst precursor for this transformation (Scheme 8a).<sup>86</sup> Under mild conditions, several internal and terminal alkynes are smoothly converted to the *syn*-Bpin hydroboration products.

The proposed mechanism of this catalytic reaction is unusual (Scheme 8b). Clearly, the 5% loading of **1** rapidly hydroborates the substrate to give the alkenyl borane as shown.<sup>10</sup> Reaction of this species with HBpin, while slower, is relatively facile and forms the mixed 1,1-diboryl species, which is believed to be the active catalyst on the basis of several control experiments. These studies show that retrohydroboration to eliminate **1** and release product is not kinetically viable enough to account for the



Scheme 8 Catalytic HBpin hydroboration of alkynes using **1** as a catalyst precursor.

observed rates of these reactions. Rather, the authors propose that the  $-B(C_6F_5)_2$  unit in the diboryl catalyst electrophilically activates the alkyne substrate,<sup>87</sup> triggering addition of HBpin across the alkyne *via* the proposed transition state depicted. Product release regenerates the active catalyst, which can be separately synthesized and proven to be a viable mediator of the process at kinetically similar rates.

Erker and co-workers recently reported that **1** can be employed to selectively trimerize allene and cyclohexyllallene to the 1,3,5-trimethylenecyclohexane product<sup>88</sup> (Scheme 9a), an isomer not usually accessible *via* transition metal catalysed processes. Mechanistic experiments suggest that the first step is hydroboration of the allene substrate, followed by successive allylboration of the other two allene equivalents. Product release is *via* retrohydroboration, which also regenerates catalyst **1**; this step requires higher temperatures and is likely the factor that most limits the reaction to  $\approx 10$  turnovers. Nonetheless, this chemistry allows for access to workable quantities of these trialkene cyclohexanes, and the parent compound can be further converted to the interesting triborane shown in Scheme 9b *via* exhaustive hydroboration with **1**. This triboryl species can serve as an FLP hydrogenation catalyst for

imines, ligates three equivalents of *tert*-butyl nitrile, and undergoes three 1,1-carboborations<sup>89</sup> with  $PhCCSiMe_3$ . In a follow up study, the Erker group showed that, in contrast to the two substrates in Scheme 9, aryl allenenes are stoichiometrically dimerized by **1**.<sup>90</sup>

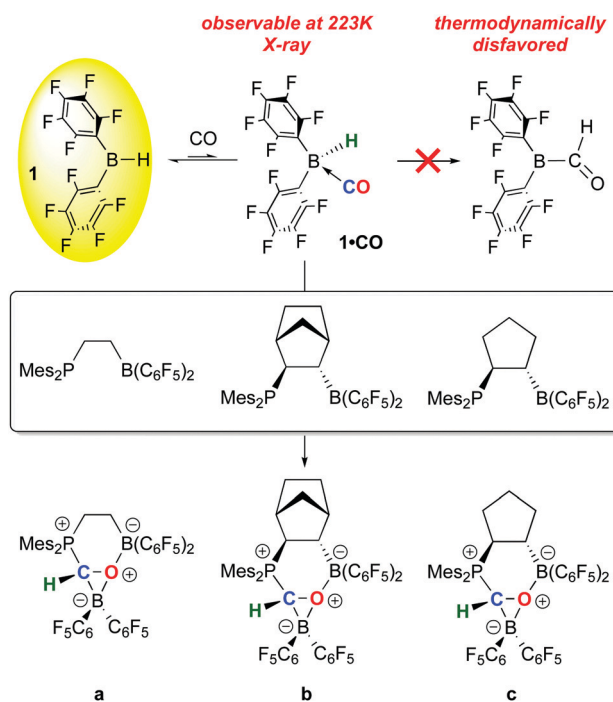
It is clear from all the examples discussed in this section that bis-pentafluorophenylborane is a powerful reagent for incorporating Lewis acidic  $-B(C_6F_5)_2$  units into molecular catalyst structures. These units can serve as intramolecular weakly coordinating ions in cationic olefin polymerization catalysts or, more interestingly, as the Lewis acidic partner in vicinal frustrated Lewis pairs. The many reactions of the parent intramolecular FLP depicted in Scheme 5 (and more) have been repeated for several related FLP systems,<sup>91–95</sup> all formed using **1** as a synthon. While these reactions received justifiable attention, many did not go beyond the binding of the substrate, with subsequent transformations elusive. In the next section, we highlight examples wherein further reactivity is observed, exhibiting true small molecule and bond activations.

## Small molecule and bond activations with **1**

While **1** has been a key reagent for generating a number of FLPs capable of binding small molecules, in a few instances chemistry involving further functionalization of the small molecule was observed. A particularly intriguing example, reported in a series of papers from the Erker group, involves the reduction of CO to formyl moieties through FLP binding of CO activated by ligation to **1** (Scheme 10). A series of three internal FLP molecules were each shown to bind  $CO^{73}$  (as depicted in Scheme 5), but this



**Scheme 9** Catalytic trimerization of allenes using **1** and hydroboration of 1,3,5-trimethylenecyclohexane using **1** to form trifunctional pentafluorophenyl boranes.



**Scheme 10** FLP activation of carbon monoxide coordinated to **1**.

binding is relatively weak and occurs at low temperature and moderate pressures of CO, so further functionalization of the bound CO is difficult. However, in the presence of another equivalent of **1**, the FLP stabilized formyl borane products a–c shown in Scheme 10 form readily.<sup>96,97</sup> Through detailed DFT computations and experimental studies, the authors show that, remarkably, the reactions proceed *via* FLP bonding of carbon monoxide coordinated to **1** in a rare example of a borane–CO adduct. Compound **1**·CO forms reversibly at low temperature and could be characterized *in situ via* spectroscopic methods and single crystal X-ray diffraction. Conversion to the formyl borane isomer *via* insertion of CO into the B–H bond of **1** was not observed and this process was determined to be thermodynamically disfavoured by DFT. Thus, when **1**·CO forms in the presence of an internal FLP, the coordinated CO ligand is cooperatively bound by the phosphine–borane moiety, which triggers a 1,2 hydrogen shift of the hydride from boron to carbon, reducing the CO to a formyl group. While thermodynamically uphill in the absence of the FLP, formation of the formyl borane moiety is driven by the stabilization provided by the P–C and B–O bonds in the FLP adduct of (C<sub>6</sub>F<sub>5</sub>)<sub>2</sub>B–C(H)O. The norbornene-based complex **b** was shown to undergo further reactivity with H<sub>2</sub> or the Lewis base pyridine (Scheme 11).<sup>97</sup> Both reactions can be explained by the weak B–O bond in the FLP-stabilised formato borane which can dissociate reversibly. The resulting species can be trapped by pyridine to yield the adducts of both the original FLP and the formyl borane that is not thermodynamically favoured to form from **1** and CO (see Scheme 10). This pyridine adduct of (C<sub>6</sub>F<sub>5</sub>)<sub>2</sub>B–C(H)O is isolable and was fully



Scheme 11 Formyl borane trapping and C–O bond cleavage reactions of FLP-stabilized formyl borane **b**.

characterized by multinuclear NMR spectroscopy and X-ray crystallography and undergoes a number of reactions, including with further equivalents of **1**. It is remarkably resistant to deinsertion chemistry which implies that pyridine dissociation is disfavoured. Alternatively, when **b** is treated with a high pressure of H<sub>2</sub>, the dissociated form can act as a B–O FLP that heterolytically cleaves dihydrogen as shown in Scheme 11. This intermediate irreversibly converts to the product in which the C–O bond of the original carbon monoxide has been cleaved.

The bonding of CO to **1** is relatively weak but **1**·CO is clearly reactive enough to undergo subsequent reactions and in this sense **1** itself engages in small molecule activation. For example, further studies by the Erker group have shown that the coordinated CO in **1**·CO can also be hydrozirconated using the bulky Cp\*<sub>2</sub>Zr(H)OMes reagent, producing formylhydridoborates that undergo reactions with a variety of small molecules (CO<sub>2</sub>, H<sub>2</sub>, PhNSO) and leading to fully reduced or highly functionalized CO.<sup>98</sup> The ability to activate and functionalize carbon monoxide raises the prospect of metal free dinitrogen activation,<sup>99</sup> and **1** has also played a role in this developing area. For example, it has been shown by Simonneau *et al.* that coordinated dinitrogen in Mo and W phosphine complexes can be functionalized by FLP-type addition of the H–B bond in **1** to the terminal N atom (Scheme 12).<sup>100</sup> The B(C<sub>6</sub>F<sub>5</sub>)<sub>3</sub> adducts of these dinitrogen complexes readily form *via* reaction of (Ph<sub>2</sub>PCH<sub>2</sub>CH<sub>2</sub>PPh<sub>2</sub>)<sub>2</sub>M(N<sub>2</sub>)<sub>2</sub> with B(C<sub>6</sub>F<sub>5</sub>)<sub>3</sub> and while the coordinated N<sub>2</sub> assumes a diazenido-like structure, the lack of reactive groups on boron precludes functionalization of the activated N<sub>2</sub> molecule. Use of **1**, however, does allow for chemical functionalization of the N<sub>2</sub>; through dissociation of B(C<sub>6</sub>F<sub>5</sub>)<sub>3</sub> and coordination of **1** to the terminal N atom, the borane hydride is abstracted by the free B(C<sub>6</sub>F<sub>5</sub>)<sub>3</sub> to yield the products shown in which a B–N covalent bond has been forged. In a related study, Stephan and co-workers, showed that **1** undergoes adduct formation and 1,1-hydroboration of diphenyldiazomethane to give products related to probable intermediates in the FLP bonding of dinitrogen.<sup>101</sup> While this remains a challenging problem for main group chemistry, these studies are suggesting new directions for metal free N<sub>2</sub> reductive functionalizations.

Another arena in which bis-pentafluorophenylborane has found recent application is in the activation of strong bonds, such as C–O and C–F. In the case of the latter, the Stephan group found that **1** is an effective stoichiometric reagent for



Scheme 12 Functionalization of coordinated dinitrogen with **1**.

reducing the C–F bonds in tertiary, secondary and primary alkyl fluorides,<sup>102</sup> constituting a rare example of catalyst-free  $C_{sp^3}$ -F borylation. The ability of **1** to dissociate readily into monomeric  $(C_6F_5)_2BH$  was key to its effective reactivity with these strong C–F bonds.

In contrast to these stoichiometric reactions, borane **1** has found more extensive application in the catalytic activation of C–O bonds, both by itself and as a catalyst for hydrosilation chemistry. In our original studies on  $B(C_6F_5)_3$  catalysed hydrosilation of carbonyl functions, we noted that with excess silane, exhaustive deoxygenation of substrates was possible.<sup>77</sup> The scope of these reactions was subsequently more fully developed by Gevorgyan and Yamamoto for the reductive deoxygenation of simple alcohol<sup>103</sup> and carbonyl<sup>104</sup> substrates. Some years later, Gagne and co-workers applied this methodology to the metal free deoxygenation of carbohydrates and carbohydrate polymers derived from biomass, generating mixtures of hydrocarbons.<sup>105</sup> These catalytic hydrosilations tended to be rather unselective, although by tuning the steric properties of the silane employed, some selectivity for specific C–O bonds in the carbohydrate substrates could be realized.<sup>106,107</sup> In order to improve selectivity, Chang and co-workers postulated that, rather than tuning the reaction with the silane reagent employed, use of perfluoroaryl boranes with different substituents would modulate selectivity through tuning the Lewis acidity and steric properties of the hydridoborate anion that serves as the primary hydride delivery agent in these reductions upon activation of the silane.<sup>76,77,108</sup> They turned to the readily prepared borinic acid  $(C_6F_5)_2B-OH$ <sup>109,110</sup> as a possible alternative, but found that it is rapidly converted to **1** in the presence of silanes (see also Scheme 1a above) and that **1** is the actual catalytic species in the selective C–O bond cleavage of a variety of sugars.<sup>19</sup> This was among the first demonstrations that **1** is capable of frustrated Lewis pair activation of silanes by analogy to the manner we discovered in 1996 for  $B(C_6F_5)_3$ .<sup>76</sup> The higher selectivity of **1** vs.  $B(C_6F_5)_3$  in these reactions was ascribed to both the lower steric bulk and higher hydricity of the  $[H_2B(C_6F_5)_2]^-$  anion compared to its  $[HB(C_6F_5)_3]^-$  counterpart. The rates and conversions were also affected by the specific stereochemistry of the carbohydrate substrate, an effect that was ascribed to conformational steric effects in the key hydride delivery step from the  $[H_2B(C_6F_5)_2]^-$  anion to the carbon atom of the C–O bond being cleaved. The reaction was further applied to the regioselective hydrosilative reduction of disaccharides.

The C–O cleavages described above illustrate how moderation of the boron Lewis acidity in  $B(C_6F_5)_3$  by substituting one of the pentafluorophenyl groups with a different group can influence both activity and selectivity of these catalytic silations. Bis-pentafluorophenyl borane **1** can serve in this role either by itself or as a versatile catalyst precursor. Further studies by the Chang group on the ring opening hydrosilation of epoxides offer another key recent example of the use of **1** in this way.<sup>22</sup> In our full report concerning the synthesis and properties of **1**,<sup>13</sup> we noted that in ethereal solvents such as tetrahydrofuran, ring opening by formal addition of the B–H bond in **1** across the C–O bond occurred at temperatures above 80 °C to form the butyl borinic ester



Scheme 13 Stoichiometric and catalytic ring opening of epoxides with **1**.

$(C_6F_5)_2BO^tBu$  (Scheme 13a, top). We also noted in our 1997 review on perfluoroarylboranes<sup>4</sup> that this reaction is much more facile for epoxides like styrene oxide, occurring rapidly at room temperature, presumably because of the extra driving force from the epoxide ring strain (Scheme 13a, bottom). The mechanism of this reaction was not studied in detail but presumably involves the THF and epoxide adducts of **1**; such an adduct is observed spectroscopically for the THF base. These stoichiometric reactions were not pursued in detail by us, but the recent Chang report<sup>22</sup> demonstrated that **1** is a highly effective catalyst precursor for ring opening of a variety of epoxide substrates and provides quite different selectivity in comparison to the same reactions mediated by  $B(C_6F_5)_3$ . The mechanism of the reaction (Scheme 13b) involves the previously mentioned generation of **1** from  $(C_6F_5)_2BOH$  and silane; in the presence of the epoxide substrate shown, **1** is rapidly converted to the cyclopentylborinic ester designated as the resting state in Scheme 13b. Separate experiments show that reaction of this species with silane in the absence of substrate to regenerate **1** is slow. However, in the presence of epoxide, the bis-pentafluorophenyl borinic ester is sufficiently Lewis acidic to engage in rapid FLP type activation of the silane Si–H bond to give the epoxide-stabilised silylium ion partnered with a strongly basic hydrido-alkoxyborate anion. This ion pair rapidly forms product to regenerate the borinic ester resting state. Because of the high hydricity of this hydrido borate (in comparison to  $[HB(C_6F_5)_3]^-$ ),<sup>111</sup> the cation does not have time to undergo rearrangements that occur in  $B(C_6F_5)_3$  mediated reactions. This results in different, complementary selectivity in the reactions with **1** as the catalyst precursor.

Another recent example of how moderated Lewis acidity can direct reactivity stems from studies by the Gagne group on the



**Scheme 14** Selective hydrosilative reduction of organic amides using alkyl bis-pentafluorophenylboranes derived from **1** and an olefin via hydroboration.

selective deoxygenation of organic amides using borane/silane systems where the borane is generated from **1** and an olefin through hydroboration (Scheme 14). This work grew out of impressively selective late stage functionalizations using the borane catalysed FLP silylation of highly functionalised complex natural products.<sup>107</sup> Using an alkyl borane formed from **1** and 3-hexene as the catalyst, unprecedented chemoselectivity for hydrosilylation of acetamide moieties was observed. The modularity of the  $\text{RB}(\text{C}_6\text{F}_5)_2$  catalysts available through variation of the olefin partnered with **1** allowed for the screening of a number of catalysts for this transformation, and led to the identification of  $(\text{C}_6\text{F}_5)_2\text{B}(\text{CH}_2)_3\text{Bpin}$  as an effective catalyst for a number of amide substrates (Scheme 14a).<sup>112</sup> While  $\text{B}(\text{C}_6\text{F}_5)_3$  can mediate this reaction,<sup>113,114</sup> it generally is less selective and requires higher temperatures. This is likely due to the fact that organic amides form strong adducts with  $\text{B}(\text{C}_6\text{F}_5)_3$ <sup>115</sup> and the dissociation to free borane required for silane activation is disfavoured. By utilizing less Lewis acidic boranes, more free borane is present to activate silane, which is attacked by the most basic organic functional group in the molecule, accounting for the remarkable chemoselectivity for the amide functions in complex molecules (Scheme 14b).

## Incorporation of $-\text{B}(\text{C}_6\text{F}_5)_2$ units into materials

The above sections have shown that **1** can serve as an effective reagent for generating catalysts, or behave as a catalyst in and

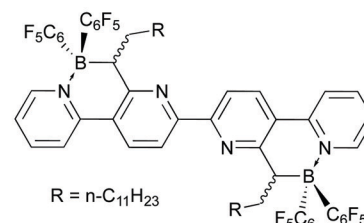
of itself, for a variety of important and interesting transformations. Recently, it has also been used to incorporate  $-\text{B}(\text{C}_6\text{F}_5)_2$  units into the structures of organic materials. The incorporation of boron into  $\pi$ -conjugated organic molecules and polymers, particularly in the form of B–N units that are isoelectronic with C–C,<sup>116–119</sup> has been a fruitful avenue of research in this area over the past 15 years. These compounds, in comparison to the all carbon analogs, tend to absorb at lower energies into the visible region of the spectrum and are generally easier to reduce. Indeed, incorporation of BN units along with perfluoroaryl substituents allows for use of some of these species as non-fullerene acceptors in certain applications.

To this end, some researchers in this field have used **1** as a means of installing  $-\text{B}(\text{C}_6\text{F}_5)_2$  units into conjugated molecules and polymers. Pammer and co-workers have been particularly active in this regard and some of their molecules and materials are summarized in Scheme 15. The general strategy (Scheme 15a) involves preparation of a variety of molecular and polymeric precursors that incorporate *ortho*-styrenyl pyridine moieties that can be regioselectively hydroborated using **1** (and other boranes).<sup>120,121</sup> The hydroboration is directed to the  $\alpha$  styrenyl

### a general strategy



### b molecules



### polymer



**Scheme 15** Use of **1** to install B–N units in molecular and polymeric electron acceptor materials.

carbon by substituting the  $\beta$  carbon with one or two alkyl groups, and allows the borane centre produced to coordinate with the pyridyl nitrogen, thus installing the B–N unit. In some instances, the hydroboration with **1** required heating to overcome kinetic adduct formation with a pyridyl unit on the substrate. Using this methodology, more  $\pi$  extended B–N ladder compounds based on pyrimidine,<sup>122</sup> pyrazine<sup>123</sup> and quaterpyridine<sup>122</sup> frameworks could be prepared as *rac/meso* mixtures that in some instances could be separated *via* crystallization. The compounds incorporating the  $-\text{B}(\text{C}_6\text{F}_5)_2$  groups using **1** exhibited low energy LUMOs (below  $-4.0$  eV) in the range amenable for use as electron acceptor materials in organic solar cells. To this end, the Pammer group has prepared polymers of modest molecular weight incorporating this unit.<sup>124</sup> While PCE performance of the devices prepared using these polymers was modest, this is a potentially novel class of non-fullerene acceptor material for use in organic solar cells that is under active investigation.<sup>125</sup>

We end with a very recent report from Chang and co-workers that suggests that bis-pentafluorophenyl borane may play a growing role in the synthesis of B–N materials in the future. Applications of these molecules is to some degree being thwarted by a lack of general and efficient methods to the preparation of larger quantities.<sup>119</sup> One widely used method is electrophilic borylation, but often this requires use of corrosive boron halides. Chang *et al.* have shown that **1** can be used to forge B–C bonds *via* electrophilic borylation and that the products can be catalytically converted to B–N heterocycles (Scheme 16).<sup>126</sup> Here, they use their method of generating **1** *in situ* from  $(\text{C}_6\text{F}_5)_2\text{B}-\text{OH}$  in the presence of various 1,1'-biaryl dimethyl amino substrates. A survey of various amino groups showed that the dimethyl amino substituent was the most suitable, forming weaker adducts with **1** while allowing for enough of an interaction to direct borylation to the *ortho* site



**Scheme 16** Electrophilic borylation of  $\text{NMe}_2$  substituted 1,1'-biaryls with **1**.

shown; this is accompanied by loss of  $\text{H}_2$ . The presumed product  $\text{ArB}(\text{C}_6\text{F}_5)_2$  then undergoes  $\text{H}/\text{C}_6\text{F}_5$  exchange with the excess  $\text{PhSiH}_3$  present to give the observed intramolecular amine–borane adducts which were all fully characterized, many also by X-ray crystallography.

Loss of methane from these compounds to form the fully  $\pi$  conjugated B–N heterocyclic products was determined to be thermodynamically favourable by DFT, but prone to high kinetic barriers. The authors found, however, that catalytic amounts of  $\text{B}(\text{C}_6\text{F}_5)_3$  could mediate these transformations, albeit under fairly harsh conditions. The borane abstracts hydride from the hydridoborane and the resulting ion pair releases methane irreversibly. Despite the high temperatures necessary, several amino boranes were converted to the planar B–N heterocycles in good to excellent yields, including more sophisticated, multifunctional substrates, leading to more extended B–N  $\pi$  systems. Indeed, it was possible to conduct both steps sequentially in one pot, providing a rapid and efficient path to relatively sophisticated materials on a gram scale. New routes to these compounds are key to their further exploitation as building blocks for acceptor materials in organic electronic applications.

## Conclusions and future outlook

The emerging role of perfluoroaryl boranes in olefin polymerization catalysis in the late 1980's and early 1990's gave chemists ready access to the parent  $\text{B}(\text{C}_6\text{F}_5)_3$  compound and encouraged exploration of other boranes in this family. Since its first appearance 25 years ago, bis-pentafluorophenyl borane, **1**, has emerged as one of the more useful members of this class of compounds because of its easy synthesis from  $\text{B}(\text{C}_6\text{F}_5)_3$  and its versatility for incorporating Lewis acidic  $-\text{B}(\text{C}_6\text{F}_5)_2$  units into molecules *via* hydroboration or electrophilic substitution processes. This article has highlighted some of its fundamental chemistry and many applications over the past two and a half decades. The two original papers<sup>10,13</sup> introducing this reagent have been cited by  $\approx 440$  different publications and so the discussion we present is necessarily selective and non-comprehensive, but we hope conveys the diversity of areas in which it has been utilized. Much of the chemistry covered is from the past five years, attesting to the current interest in the chemistry and applications of **1**, which promise to continue into the next decades.

## Conflicts of interest

There are no conflicts to declare.

## Acknowledgements

Funding from this work was provided by NSERC of Canada in the form of a Discovery Grant to W. E. P., who also thanks the Canada Research Chair secretariat for a Tier I CRC (2013–2020). E. A. P. thanks Alberta Innovates for scholarship support.

W. E. P. would like to thank all the talented and dedicated students and postdoctoral fellows who worked on the chemistry from our labs described herein. As this article has a retrospective flavour, the senior author would also like to thank Prof. Dietmar Seyferth, who was the handling editor at *Organometallics* for our full paper describing the synthesis and properties of bis-pentafluorophenylborane, **1**.<sup>13</sup> The paper was reviewed quite favourably by two giants of organoborane chemistry and Prof. Seyferth took the initiative to ask the reviewers if he might reveal their identities to me; I still have the signed referee reports from Professors George Kabalka and Herbert C. Brown. This kindness and support to an early career researcher was typical of Prof. Seyferth and it meant a great deal to me at that stage of my career. W. E. P. would therefore like to dedicate this Feature Article to Prof. Dietmar Seyferth.

## Notes and references

- W. E. Piers, *Adv. Organomet. Chem.*, 2005, vol. 52, pp. 1–76.
- A. G. Massey, A. J. Park and F. G. A. Stone, *Proc. Chem. Soc.*, 1963, 212.
- A. G. Massey and A. J. Park, *J. Organomet. Chem.*, 1964, 2, 245–250.
- W. E. Piers and T. Chivers, *Chem. Soc. Rev.*, 1997, 26, 345–354.
- G. Erker, *Dalton Trans.*, 2005, 1883–1890.
- R. L. Melen, *Chem. Commun.*, 2014, 50, 1161–1174.
- M. Oestreich, J. Hermeke and J. Mohr, *Chem. Soc. Rev.*, 2015, 44, 2202–2220.
- J. R. Lawson and R. L. Melen, *Inorg. Chem.*, 2017, 56, 8627–8643.
- W. E. Piers, A. J. V. Marwitz and L. G. Mercier, *Inorg. Chem.*, 2011, 50, 12252–12262.
- D. J. Parks, R. Spence and W. E. Piers, *Angew. Chem., Int. Ed. Engl.*, 1995, 34, 809–811.
- U. Blaschke, G. Erker, R. Frohlich and O. Meyer, *Eur. J. Inorg. Chem.*, 1999, 2243–2247.
- W. E. Piers, *Chem. – Eur. J.*, 1998, 4, 13–18.
- D. J. Parks, W. E. Piers and G. P. A. Yap, *Organometallics*, 1998, 17, 5492–5503.
- D. J. Parks and W. E. Piers, *Tetrahedron*, 1998, 54, 15469–15488.
- A. Schnurr, K. Samigullin, J. M. Breunig, M. Bolte, H. W. Lerner and M. Wagner, *Organometallics*, 2011, 30, 2838–2843.
- A. M. Fuller, D. L. Hughes, S. J. Lancaster and C. M. White, *Organometallics*, 2010, 29, 2194–2197.
- S. Rubinsztajn, J. Chojnowski, M. Cypryk, U. Mizerska, W. Fortuniak and I. I. Bak-Sypien, *J. Catal.*, 2019, 379, 90–99.
- A. Ueno, J. Li, C. G. Daniliuc, G. Kehr and G. Erker, *Chem. – Eur. J.*, 2018, 24, 10044–10048.
- J. Zhang, S. Park and S. Chang, *Angew. Chem., Int. Ed.*, 2017, 56, 13757–13761.
- J. M. Breunig, F. Lehmann, M. Bolte, H. W. Lerner and M. Wagner, *Organometallics*, 2014, 33, 3163–3172.
- E. A. Jacobs, R. Chandrasekar, D. A. Smith, C. M. White, M. Bochmann and S. J. Lancaster, *J. Organomet. Chem.*, 2013, 730, 44–48.
- J. Zhang, S. Park and S. Chang, *Chem. Commun.*, 2018, 54, 7243–7246.
- P. E. Romero, PhD thesis, University of Calgary, 2006.
- M. Mendez and A. Cedillo, *Comput. Theor. Chem.*, 2013, 1011, 44–56.
- G. I. Nikonov, S. F. Vyboishchikov and O. G. Shirobokov, *J. Am. Chem. Soc.*, 2012, 134, 5488–5491.
- R. Waterman, *Organometallics*, 2013, 32, 7249–7263.
- D. Winkelhaus, B. Neumann, H. G. Stammler and N. W. Mitzel, *Dalton Trans.*, 2012, 41, 8609–8614.
- K. Samigullin, M. Bolte, H. W. Lerner and M. Wagner, *Organometallics*, 2014, 33, 3564–3569.
- Z. P. Lu, Z. H. Cheng, Z. X. Chen, L. H. Weng, Z. H. Li and H. D. Wang, *Angew. Chem., Int. Ed.*, 2011, 50, 12227–12231.
- X. S. Tu, N. N. Zeng, R. Y. Li, Y. Q. Zhao, D. Z. Xie, Q. Peng and X. C. Wang, *Angew. Chem., Int. Ed.*, 2018, 57, 15096–15100.
- H. Y. Ye, Z. P. Lu, D. You, Z. X. Chen, Z. H. Li and H. D. Wang, *Angew. Chem., Int. Ed.*, 2012, 51, 12047–12050.
- K. K. Yan, B. M. Upton, J. Zhu, A. Ellern and A. D. Sadow, *Organometallics*, 2013, 32, 6834–6843.
- K. D. Conroy, P. G. Hayes, W. E. Piers and M. Parvez, *Organometallics*, 2007, 26, 4464–4470.
- P. A. Chase, W. E. Piers and M. Parvez, *Organometallics*, 2000, 19, 2040–2042.
- R. E. V. Spence, D. J. Parks, W. E. Piers, M. A. Macdonald, M. J. Zaworotko and S. J. Rettig, *Angew. Chem., Int. Ed. Engl.*, 1995, 34, 1230–1233.
- R. E. V. Spence, W. E. Piers, Y. M. Sun, M. Parvez, L. R. MacGillivray and M. J. Zaworotko, *Organometallics*, 1998, 17, 2459–2469.
- Y. M. Sun, W. E. Piers and S. J. Rettig, *Organometallics*, 1996, 15, 4110–4112.
- L. W. M. Lee, W. E. Piers, M. Parvez, S. J. Rettig and V. G. Young, *Organometallics*, 1999, 18, 3904–3912.
- G. Ballmann, J. Martin, J. Langer, C. Färber and S. Harder, *Z. Anorg. Allg. Chem.*, 2019, DOI: 10.1002/zaac.201900179.
- J. Scott and D. J. Mendiola, *Dalton Trans.*, 2009, 8463–8472.
- V. I. Minkin, R. M. Minyaev and R. Hoffmann, *Usp. Khim.*, 2002, 71, 989–1014.
- U. Radius, S. J. Silverio, R. Hoffmann and R. Gleiter, *Organometallics*, 1996, 15, 3737–3745.
- R. R. Schrock and P. R. Sharp, *J. Am. Chem. Soc.*, 1978, 100, 2389–2399.
- K. S. Cook, W. E. Piers and S. J. Rettig, *Organometallics*, 1999, 18, 1575–1577.
- K. S. Cook, W. E. Piers, T. K. Woo and R. McDonald, *Organometallics*, 2001, 20, 3927–3937.
- K. S. Cook, W. E. Piers and R. McDonald, *J. Am. Chem. Soc.*, 2002, 124, 5411–5418.
- G. Parkin, *Organometallics*, 2006, 25, 4744–4747.
- P. R. Sharp, S. J. Holmes, R. R. Schrock, M. R. Churchill and H. J. Wasserman, *J. Am. Chem. Soc.*, 1981, 103, 965–966.
- R. G. Carlson, M. A. Gile, J. A. Heppert, M. H. Mason, D. R. Powell, D. Vander Velde and J. M. Vilain, *J. Am. Chem. Soc.*, 2002, 124, 1580–1581.
- E. F. van der Eide, W. E. Piers, P. E. Romero, M. Parvez and R. McDonald, *Organometallics*, 2004, 23, 314–316.
- P. E. Romero, W. E. Piers and R. McDonald, *Angew. Chem., Int. Ed.*, 2004, 43, 6161–6165.
- S. Mellino, L. C. Stevenson, E. Clot and P. Mountford, *Organometallics*, 2017, 36, 3329–3342.
- T. G. Ostapowicz, C. Merkens, M. Holscher, J. Klankermayer and W. Leitner, *J. Am. Chem. Soc.*, 2013, 135, 2104–2107.
- M. W. Drover, E. G. Bowes, J. A. Love and L. L. Schafer, *Organometallics*, 2017, 36, 331–341.
- R. Spence and W. E. Piers, *Organometallics*, 1995, 14, 4617–4624.
- G. Erker, *Acc. Chem. Res.*, 2001, 34, 309–317.
- W. E. Piers, Y. M. Sun and L. W. M. Lee, *Top. Catal.*, 1999, 7, 133–143.
- Y. M. Sun, R. Spence, W. E. Piers, M. Parvez and G. P. A. Yap, *J. Am. Chem. Soc.*, 1997, 119, 5132–5143.
- D. Huerlander, N. Kleigrew, G. Kehr, G. Erker and R. Frohlich, *Eur. J. Inorg. Chem.*, 2002, 2633–2642.
- R. S. Rojas, B. C. Peoples, A. R. Cabrera, M. Valderrama, R. Frohlich, G. Kehr, G. Erker, T. Wiegand and H. Eckert, *Organometallics*, 2011, 30, 6372–6382.
- M. Hill, G. Kehr, R. Frohlich and G. Erker, *Eur. J. Inorg. Chem.*, 2003, 3583–3589.
- L. Chen, G. Kehr, R. Frohlich and G. Erker, *Eur. J. Inorg. Chem.*, 2008, 73–83.
- M. Hill, G. Erker, G. Kehr, R. Frohlich and O. Kataeva, *J. Am. Chem. Soc.*, 2004, 126, 11046–11057.
- P. Spies, G. Erker, G. Kehr, K. Bergander, R. Fröhlich, S. Grimme and D. W. Stephan, *Chem. Commun.*, 2007, 5072–5074.
- D. W. Stephan and G. Erker, *Angew. Chem., Int. Ed.*, 2010, 49, 46–76.
- D. W. Stephan and G. Erker, *Angew. Chem., Int. Ed.*, 2015, 54, 6400–6441.
- P. Spies, S. Schwendemann, S. Lange, G. Kehr, R. Frohlich and G. Erker, *Angew. Chem., Int. Ed.*, 2008, 47, 7543–7546.
- B.-H. Xu, G. Kehr, R. Fröhlich, B. Wibbeling, B. Schirmer, S. Grimme and G. Erker, *Angew. Chem., Int. Ed.*, 2011, 50, 7183–7186.
- C. M. Momming, S. Fromel, G. Kehr, R. Frohlich, S. Grimme and G. Erker, *J. Am. Chem. Soc.*, 2009, 131, 12280–12289.

- 70 C. M. Momming, E. Otten, G. Kehr, R. Fröhlich, S. Grimme, D. W. Stephan and G. Erker, *Angew. Chem., Int. Ed.*, 2009, **48**, 6643–6646.
- 71 M. Sajid, A. Klose, B. Birkmann, L. Y. Liang, B. Schirmer, T. Wiegand, H. Eckert, A. J. Lough, R. Fröhlich, C. G. Daniliuc, S. Grimme, D. W. Stephan, G. Kehr and G. Erker, *Chem. Sci.*, 2013, **4**, 213–219.
- 72 A. Stute, L. Heletta, R. Fröhlich, C. G. Daniliuc, G. Kehr and G. Erker, *Chem. Commun.*, 2012, **48**, 11739–11741.
- 73 M. Sajid, A. Lawzer, W. Dong, C. Rosorius, W. Sander, B. Schirmer, S. Grimme, C. G. Daniliuc, G. Kehr and G. Erker, *J. Am. Chem. Soc.*, 2013, **135**, 18567–18574.
- 74 A. J. P. Cardenas, B. J. Culotta, T. H. Warren, S. Grimme, A. Stute, R. Fröhlich, G. Kehr and G. Erker, *Angew. Chem., Int. Ed.*, 2011, **50**, 7567–7571.
- 75 A. J. P. Cardenas, Y. Hasegawa, G. Kehr, T. H. Warren and G. Erker, *Coord. Chem. Rev.*, 2016, **306**, 468–482.
- 76 D. J. Parks and W. E. Piers, *J. Am. Chem. Soc.*, 1996, **118**, 9440–9441.
- 77 D. J. Parks, J. M. Blackwell and W. E. Piers, *J. Org. Chem.*, 2000, **65**, 3090–3098.
- 78 P. A. Chase, G. C. Welch, T. Jurca and D. W. Stephan, *Angew. Chem., Int. Ed.*, 2007, **46**, 8050–8053.
- 79 D. J. Chen and J. Klankermayer, *Chem. Commun.*, 2008, 2130–2131.
- 80 D. J. Chen, Y. T. Wang and J. Klankermayer, *Angew. Chem., Int. Ed.*, 2010, **49**, 9475–9478.
- 81 J. M. Blackwell, E. R. Sonmor, T. Scoccitti and W. E. Piers, *Org. Lett.*, 2000, **2**, 3921–3923.
- 82 D. J. Chen, V. Leich, F. F. Pan and J. Klankermayer, *Chem. – Eur. J.*, 2012, **18**, 5184–5187.
- 83 K. Y. Ye, X. W. Wang, C. G. Daniliuc, G. Kehr and G. Erker, *Eur. J. Inorg. Chem.*, 2017, 368–371.
- 84 W. Meng, X. Q. Feng and H. F. Du, *Acc. Chem. Res.*, 2018, **51**, 191–201.
- 85 S. L. Li, G. Li, W. Meng and H. F. Du, *J. Am. Chem. Soc.*, 2016, **138**, 12956–12962.
- 86 M. Fleige, J. Mobus, T. vom Stein, F. Glorius and D. W. Stephan, *Chem. Commun.*, 2016, **52**, 10830–10833.
- 87 C. Jiang, O. Blacque and H. Berke, *Organometallics*, 2010, **29**, 125–133.
- 88 X. Tao, G. Kehr, C. G. Daniliuc and G. Erker, *Angew. Chem., Int. Ed.*, 2017, **56**, 1376–1380.
- 89 G. Kehr and G. Erker, *Chem. Commun.*, 2012, **48**, 1839–1850.
- 90 X. Tao, C. G. Daniliuc, D. Dittrich, G. Kehr and G. Erker, *Angew. Chem., Int. Ed.*, 2018, **57**, 13922–13926.
- 91 M. Sajid, G. Kehr, T. Wiegand, H. Eckert, C. Schwickert, R. Pöttgen, A. J. P. Cardenas, T. H. Warren, R. Fröhlich, C. G. Daniliuc and G. Erker, *J. Am. Chem. Soc.*, 2013, **135**, 8882–8895.
- 92 K.-Y. Ye, C. G. Daniliuc, S. Dong, G. Kehr and G. Erker, *Organometallics*, 2017, **36**, 5003–5012.
- 93 A. Ueno, X. Tao, C. G. Daniliuc, G. Kehr and G. Erker, *Organometallics*, 2018, **37**, 2665–2668.
- 94 P. Moquist, G. Q. Chen, C. Muck-Lichtenfeld, K. Bussmann, C. G. Daniliuc, G. Kehr and G. Erker, *Chem. Sci.*, 2015, **6**, 816–825.
- 95 Y. L. Liu, G. Kehr, C. G. Daniliuc and G. Erker, *Chem. Sci.*, 2017, **8**, 1097–1104.
- 96 M. Sajid, L.-M. Elmer, C. Rosorius, C. G. Daniliuc, S. Grimme, G. Kehr and G. Erker, *Angew. Chem., Int. Ed.*, 2013, **52**, 2243–2246.
- 97 M. Sajid, G. Kehr, C. G. Daniliuc and G. Erker, *Angew. Chem., Int. Ed.*, 2014, **53**, 1118–1121.
- 98 Z. B. Jian, G. Kehr, C. G. Daniliuc, B. Wibbeling, T. Wiegand, M. Siedow, H. Eckert, M. Bursch, S. Grimme and G. Erker, *J. Am. Chem. Soc.*, 2017, **139**, 6474–6483.
- 99 A. J. Ruddy, D. M. C. Ould, P. D. Newman and R. L. Melen, *Dalton Trans.*, 2018, **47**, 10377–10381.
- 100 A. Simonneau, R. Turrel, L. Vendier and M. Etienne, *Angew. Chem., Int. Ed.*, 2017, **56**, 12268–12272.
- 101 C. N. Tang, Q. M. Liang, A. R. Jupp, T. C. Johnstone, R. C. Neu, D. T. Song, S. Grimme and D. W. Stephan, *Angew. Chem., Int. Ed.*, 2017, **56**, 16588–16592.
- 102 K. L. Bamford, S. S. Chitnis, Z. W. Qu and D. W. Stephan, *Chem. – Eur. J.*, 2018, **24**, 16014–16018.
- 103 V. Gevorgyan, M. Rubin, S. Benson, J.-X. Liu and Y. Yamamoto, *J. Org. Chem.*, 2000, **65**, 6179–6186.
- 104 V. Gevorgyan, M. Rubin, J.-X. Liu and Y. Yamamoto, *J. Org. Chem.*, 2001, **66**, 1672–1675.
- 105 L. L. Adduci, M. P. McLaughlin, T. A. Bender, J. J. Becker and M. R. Gagné, *Angew. Chem., Int. Ed.*, 2014, **53**, 1646–1649.
- 106 T. A. Bender, J. A. Dabrowski and M. R. Gagné, *ACS Catal.*, 2016, **6**, 8399–8403.
- 107 T. A. Bender, P. R. Payne and M. R. Gagné, *Nat. Chem.*, 2018, **10**, 85–90.
- 108 A. Y. Houghton, J. Hurmalainen, A. Mansikkamäki, W. E. Piers and H. M. Tuononen, *Nat. Chem.*, 2014, **6**, 983.
- 109 R. D. Chambers and T. Chivers, *J. Chem. Soc.*, 1965, 3933.
- 110 T. Beringhelli, G. D'Alfonso, D. Donghi, D. Maggioni, P. Mercandelli and A. Sironi, *Organometallics*, 2003, **22**, 1588–1590.
- 111 Z. M. Heiden and A. P. Latham, *Organometallics*, 2015, **34**, 1818–1827.
- 112 M. T. Peruzzi, Q. Q. Mei, S. J. Lee and M. R. Gagne, *Chem. Commun.*, 2018, **54**, 5855–5858.
- 113 R. C. Chadwick, V. Kardelis, P. Lim and A. Adronov, *J. Org. Chem.*, 2014, **79**, 7728–7733.
- 114 E. Blondiaux and T. Cantat, *Chem. Commun.*, 2014, **50**, 9349–9352.
- 115 D. J. Parks, W. E. Piers, M. Parvez, R. Atencio and M. J. Zaworotko, *Organometallics*, 1998, **17**, 1369–1377.
- 116 M. J. D. Bosdet and W. E. Piers, *Can. J. Chem.*, 2009, **87**, 8–29.
- 117 P. G. Campbell, A. J. V. Marwitz and S.-Y. Liu, *Angew. Chem., Int. Ed.*, 2012, **51**, 6074–6092.
- 118 X.-Y. Wang, J.-Y. Wang and J. Pei, *Chem. – Eur. J.*, 2015, **21**, 3528–3539.
- 119 M. M. Morgan and W. E. Piers, *Dalton Trans.*, 2016, **45**, 5920–5924.
- 120 M. Grandl, T. Kaese, A. Krautsieder, Y. Sun and F. Pammer, *Chem. – Eur. J.*, 2016, **22**, 14373–14382.
- 121 F. Pammer, J. Schepper, J. Glockler, Y. Sun and A. Orthaber, *Dalton Trans.*, 2019, **48**, 10298–10312.
- 122 M. Grandl, Y. Sun and F. Pammer, *Org. Chem. Front.*, 2018, **5**, 336–352.
- 123 M. Grandl, B. Rudolf, Y. Sun, D. F. Bechtel, A. J. Pierik and F. Pammer, *Organometallics*, 2017, **36**, 2527–2535.
- 124 M. Grandl, J. Schepper, S. Maity, A. Peukert, E. von Hauff and F. Pammer, *Macromolecules*, 2019, **52**, 1013–1024.
- 125 M. M. Morgan, M. Nazari, T. Pickl, J. M. Rautiainen, H. M. Tuononen, W. E. Piers, G. C. Welch and B. S. Gelfand, *Chem. Commun.*, 2019, **55**, 11095–11098.
- 126 J. Zhang, H. Jung, D. Kim, S. Park and S. Chang, *Angew. Chem., Int. Ed.*, 2019, **58**, 7361–7365.