

Cite this: *Energy Environ. Sci.*, 2026, 19, 1540

# Deprotonated self-assembled molecules as robust hole-selective layers for perovskite/organic tandem solar cells and photocathodes

Jung Geon Son,<sup>a</sup> Ha-eun Koo,<sup>†a</sup> Woojin Lee,<sup>†a</sup> DongYoung Kim,<sup>a</sup> Sujung Park,<sup>b</sup> Jina Roe,<sup>a</sup> Jongdeuk Seo,<sup>a</sup> Jung Min Ha,<sup>c</sup> Heunjeong Lee,<sup>b</sup> Wangyeon Lee,<sup>a</sup> Han Young Woo,<sup>c</sup> Shinuk Cho,<sup>b</sup> Dong Suk Kim,<sup>b</sup> Seung-Jae Shin<sup>\*a</sup> and Jin Young Kim<sup>\*ad</sup>

Self-assembled monolayer (SAM)-based hole-selective layers (HSLs) offer a promising route to defect-passivated and energy-aligned interfaces in perovskite organic tandem solar cells (POTSCs). However, their practical implementation remains hindered by weak anchoring to transparent conductive oxides (TCOs), leading to desorption during perovskite deposition and poor interfacial durability under polar solvent exposure. Here, we present a chemical interfacial stabilization strategy in which potassium carbonate ( $K_2CO_3$ ) mediates the controlled deprotonation of [2-(9H-carbazol-9-yl)ethyl]phosphonic acid (**2PACz**), forming mixed mono- and di-deprotonated species (**2PACz-K**) that bind strongly to indium tin oxide (ITO). The resulting SAM exhibits superior solvent resistance, improved energy-level alignment, and enhanced buried interface quality. POTSCs incorporating **2PACz-K** achieve 25.10% power conversion efficiency (PCE) with a high open-circuit voltage ( $V_{OC}$ ) of 2.230 V, while retaining 80% of their initial PCE after 220 h of maximum power point (MPP) tracking under simulated 1-sun illumination. Beyond photovoltaics, the robust **2PACz-K** interface is further integrated into a perovskite/organic tandem photocathode (POT-PEC), representing the first transparent, metal-free tandem PEC architecture capable of stable operation in aqueous electrolyte, delivering a photovoltage ( $V_{ph}$ ) of 2.16 V and achieving a solar-to-hydrogen (STH) conversion efficiency of 7.7%. This work establishes a versatile interfacial design paradigm that bridges photovoltaic and photoelectrochemical energy conversion.

Received 18th November 2025,  
Accepted 3rd February 2026

DOI: 10.1039/d5ee07006f

rsc.li/ees

## Broader context

The transition toward a carbon-neutral society demands technologies capable of producing both renewable electricity and sustainable fuels from sunlight. While perovskite solar cells (PSCs) have reached efficiencies rivaling silicon, extending their functionality toward solar-driven fuel generation remains a key challenge. This study introduces a molecular-engineering approach that stabilizes the buried interfaces of perovskite/organic tandem devices through controlled deprotonation of self-assembled monolayers (SAMs). The resulting mixed-state **2PACz-K** forms robust chemical coordination with conductive oxides, enabling both efficient charge extraction and long-term durability. Beyond advancing high-efficiency tandem photovoltaics, this interfacial strategy is extended to photoelectrochemical cell (PEC) systems, leading to the first transparent, metal-free tandem photocathode capable of stable operation in aqueous media. By unifying the design principles of photovoltaic and photoelectrochemical platforms, this work demonstrates how molecular-level interface control can accelerate the integration of solar electricity and fuel production—offering a scalable, low-cost pathway toward sustainable solar-energy conversion and storage.

## Introduction

The escalating global demand for sustainable energy highlights the urgent need for carbon-neutral technologies that can deliver both electricity and renewable fuels. Solar photovoltaics (PVs) and photoelectrochemical cells (PECs) represent two of the most promising strategies for harvesting sunlight and converting it into usable energy forms—electricity and hydrogen. However, their independent device architecture and stability

<sup>a</sup> School of Energy and Chemical Engineering, Ulsan National Institute of Science and Technology (UNIST), UNIST-gil 50, Ulsan 44919, Republic of Korea.

E-mail: kimds@unist.ac.kr, suengjae.shin@unist.ac.kr, jykim@unist.ac.kr

<sup>b</sup> Department of Semiconductor Physics and EHSRC, University of Ulsan, Ulsan 44610, Republic of Korea<sup>c</sup> Department of Chemistry, Korea University, Seoul 02841, Republic of Korea<sup>d</sup> Graduate School of Carbon Neutrality, Ulsan National Institute of Science and Technology (UNIST), UNIST-gil 50, Ulsan 44919, Republic of Korea

† These authors equally contributed to this work.



constraints hinder integration into unified solar-energy platforms. In this context, perovskite/organic tandem architectures offer a compelling opportunity to bridge PV and PEC functionalities, combining the high efficiency and bandgap tunability of perovskite absorbers with the hydrophobicity and spectral complementarity of organic semiconductors. Such hybrid tandem designs are not only well suited for efficient solar-to-electricity conversion but also provide a promising foundation for solar-driven hydrogen production.

Single-junction perovskite solar cells (PSCs) have achieved impressive power conversion efficiencies (PCEs) exceeding 27.0% within just over a decade, underscoring the rapid progress of perovskite photovoltaics.<sup>1</sup> Despite this achievement, further efficiency gains are fundamentally constrained by the Shockley–Queisser limit (S–Q limit) (33.7%) for single-junction devices.<sup>2</sup> To overcome this limitation, the tandem architecture has emerged as a promising approach to more efficiently utilize the solar spectrum and reduce thermalization losses.<sup>3</sup> The perovskite-based tandem architectures have been extensively investigated, and we summarize the representative architectures and performance in Table S1. Among various designs, monolithic perovskite/organic tandem solar cells (POTSCs) have attracted increasing attention owing to their use of orthogonal solvents,<sup>4</sup> highly tunable bandgaps,<sup>5,6</sup> and superior stability compared to all-perovskite tandems that often suffer from rapid Sn<sup>2+</sup>/Sn<sup>4+</sup> oxidation.<sup>7,8</sup> Moreover, the hydrophobic organic layers provide an additional functional advantage—inherent resistance to aqueous environments—rendering POTSCs particularly suitable as a bridge between PV and PEC applications.<sup>9</sup> From a PEC perspective, the optical transparency is particularly advantageous because a transparent photocathode can be serially combined with a complementary light absorber/photoanode to increase the overall photovoltage, providing a bias-free solar-fuel system.

Despite these advancements, the performance and scalability of wide-bandgap (WBG) PSCs remain limited by significant open-circuit voltage ( $V_{OC}$ ) losses. These losses originate primarily from non-radiative recombination at imperfect buried interfaces,<sup>10,11</sup> energy-level mismatches,<sup>12,13</sup> and interfacial instability arising from chemical interactions with polar solvents during perovskite processing.<sup>14,15</sup> Among various strategies to mitigate these issues, the design of robust hole-selective layers (HSLs) has emerged as a crucial determinant of both interfacial energetic and perovskite film formation. Recent efforts employing self-assembled monolayers (SAMs) have demonstrated their potential to provide molecularly defined interfaces with tunable surface dipoles and reduced defect densities.<sup>10,16,17</sup> However, their practical use in perovskite processing remains challenged by incomplete coverage and weak binding to transparent conductive oxides (TCOs) such as indium tin oxide (ITO) and fluorine-doped tin oxide (FTO), often resulting in desorption or morphological inhomogeneity under polar solvents.<sup>3,14,15</sup> Consequently, developing chemically stable, solvent-resistant SAM-based HSLs is essential for advancing perovskite/organic tandem platforms and enabling their extension toward photoelectrochemical operation.

Herein, we introduce a chemical interfacial engineering strategy that stabilizes SAMs through potassium carbonate

(K<sub>2</sub>CO<sub>3</sub>)-mediated deprotonation of [2-(9*H*-carbazol-9-yl)ethyl]phosphonic acid (**2PACz**). This process generates a mixed population of mono- and di-deprotonated species (**2PACz**<sup>−</sup> and **2PACz**<sup>2−</sup>), collectively referred to as **2PACz-K**, which exhibit stronger binding affinity to ITO surfaces and enhanced chemical resilience against polar solvents. The resulting SAM forms a uniform, solvent-resistant HSL that maintains interfacial integrity during perovskite deposition and promotes improved crystallinity and energetics of the overlying WBG perovskite film. A device incorporating **2PACz-K** achieved a PCE of 18.25% in WBG PSCs and 25.10% in POTSCs, accompanied by reduced hysteresis and enhanced operational stability. Moreover, leveraging its intrinsic chemical robustness and superior  $V_{OC}$ , the **2PACz-K** interface was further extended to a transparent, metal-free perovskite organic tandem photocathode (POT-PEC) for solar to hydrogen conversion, achieving a photovoltage ( $V_{ph}$ ) of 2.16 V and delivering a solar-to-hydrogen (STH) conversion efficiency of 7.7%. These results establish **2PACz-K** as a versatile interfacial material that bridges high-efficiency photovoltaics and durable solar-driven hydrogen conversion.

## Results and discussion

To elucidate that K<sub>2</sub>CO<sub>3</sub> mediates the deprotonation of **2PACz** and strengthens its binding to the ITO surface, we first established the stepwise deprotonation pathway illustrated in Fig. 1a. Upon addition of K<sub>2</sub>CO<sub>3</sub>, the phosphonic acid moiety of **2PACz** undergoes sequential deprotonation upon the addition of K<sub>2</sub>CO<sub>3</sub>, forming mono- (**2PACz**<sup>−</sup>) and di-deprotonated (**2PACz**<sup>2−</sup>) species, collectively denoted as **2PACz-K**. This process is accompanied by the release of CO<sub>2</sub> and H<sub>2</sub>O, confirming the acid–base neutralization mechanism.

The deprotonation behavior was experimentally verified through pH titration of ethanolic **2PACz** solutions at varying **2PACz**:K<sub>2</sub>CO<sub>3</sub> molar ratios (1:0.5, 1:1, 1:1.5), as shown in Fig. 1b and Fig. S1. The measured pH increased from 2.88 for pristine **2PACz** to 8.15 at a 1:1 molar ratio. Based on these values and the literature-reported  $pK_{a1} = 2.5$  and  $pK_{a2} = 8.5$  for phosphonic acids,<sup>18,19</sup> the relative populations of the protonated species were estimated using standard diprotic equilibrium expressions (Note S1). The calculation shows that in ethanolic **2PACz** solutions, **2PACz**<sup>−</sup> is the dominant form (~71%) with only a minor fraction of the fully protonated **2PACz** (~29%). Whereas in the presence of K<sub>2</sub>CO<sub>3</sub> at 1:1 molar ratio, **2PACz**<sup>2−</sup> emerges as a significant component (~31%) while **2PACz**<sup>−</sup> remains predominant (~69%) (Table S2). These results confirm that K<sub>2</sub>CO<sub>3</sub> induces partial but controlled deprotonation of **2PACz**, leading to a mixed mono- and di-deprotonated state consistent with the formation of **2PACz-K**.

X-ray photoelectron spectroscopy (XPS) provided further confirmation of this deprotonation state in this film. As presented in Fig. 1c, d and Table S3, the O 1s XPS spectra of **2PACz** and **2PACz-K** films spin-coated on glass revealed a distinct shift toward higher P–O<sup>−</sup> content in **2PACz-K** (0.76 vs. 0.36), reflecting a greater proportion of deprotonated species capable of forming P–O–M (M = In/Sn) coordination with the ITO surface.





**Fig. 1** (a) Schematic illustration of stepwise deprotonation of **2PACz** mixing with  $K_2CO_3$  (1 : 1 molar ratio). (b) pH values of mixed **2PACz** :  $K_2CO_3$  solutions and the corresponding PCEs of WBG PSCs. (c) and (d) O 1s XPS spectra of **2PACz** and **2PACz-K** on glass substrates. (e) DFT-calculated adsorption energy ( $E_{ads}$ ) of fully protonated **2PACz**, mono-deprotonated **2PACz<sup>-</sup>**, and di-deprotonated **2PACz<sup>2-</sup>** on the ITO surface.

To quantitatively assess the impact of this deprotonation on interfacial binding, density functional theory (DFT) calculations (Fig. 1e and Note S2) were performed,<sup>20</sup> showing that the adsorption energy ( $E_{ads}$ ) becomes increasingly favorable with the degree of deprotonation:  $-3.51$  eV for fully protonated **2PACz**,  $-4.16$  eV for **2PACz<sup>-</sup>**, and  $-5.01$  eV for **2PACz<sup>2-</sup>**. Notably, this enhanced binding does not rely on a dehydration-driven condensation process that has been commonly proposed for protonated phosphonic-acid-based SAMs on oxide surfaces.<sup>21,22</sup> While residual P-OH groups may, in principle, participate in hydroxyl-mediated condensation under certain surface conditions,  $K_2CO_3$ -mediated deprotonation fundamentally alters the dominant anchoring pathway by converting neutral P-OH groups into negatively charged P-O<sup>-</sup> species. This charge-state transition enables direct ionic/coordinative interactions with  $In^{3+}$  and  $Sn^{4+}$  cations exposed at the ITO surface, consistent with the systematically increased adsorption energies observed in DFT calculations. As a result, interfacial

stabilization in **2PACz-K** is governed primarily by charge-assisted coordination rather than by conventional condensation pathways.

Taken together, these results confirm that  $K_2CO_3$  treatment drives partial deprotonation of **2PACz**, leading to the coexistence of **2PACz<sup>-</sup>** and **2PACz<sup>2-</sup>** species that bind more strongly to ITO surfaces. The resulting **2PACz-K** layer is therefore chemically anchored through mixed P-O-M coordination, providing a robust foundation for subsequent solvent processing and perovskite film growth.

To further investigate the impact of the adsorption energy on the anchoring stability of HSLs, Kelvin probe force microscopy (KPFM) measurements were conducted to assess the surface potential of ITO/HSLs before and after rinsing with dimethylformamide (DMF). Since DMF is the primary solvent used during perovskite deposition, rinsing experiments were employed as a proxy to mimic solvent exposure and assess HSL robustness under relevant processing conditions. Before DMF





Fig. 2 (a)–(d) KPFM images and corresponding Gaussian fitting curves of ITO/HSLs before and after DMF rinsing. (e) Comparison of the work function of ITO/HSLs before and after DMF rinsing measured by UPS and KPFM. (f) Coverage factors of ITO/HSLs before and after DMF rinsing. (g) Energy level diagrams of ITO/HSLs and perovskite buried interfaces.

rinsing, ITO/2PACz-K exhibited a lower contact potential difference (CPD) with a narrower distribution compared to ITO/2PACz (Table S4), indicating a deeper work function (WF) and improved microscopic uniformity in electronic properties (Fig. 2a and b).<sup>23</sup>

After DMF rinsing, the CPD of ITO/2PACz significantly decreased and showed a broader distribution (Fig. 2c), closely resembling that of bare ITO (Fig. S2), suggesting that a substantial portion of the SAM was removed.<sup>15</sup> In contrast, ITO/2PACz-K maintained a relatively stable CPD profile post-rinsing (Fig. 2d), confirming that the deprotonated species in 2PACz-K remain anchored on the ITO surface and maintain their electronic uniformity. Ultraviolet photoelectron spectroscopy (UPS) corroborated these observations, with WF values after DMF rinsing consistent with the KPFM results (Fig. S3 and Fig. 2e). The deeper WF of ITO/2PACz-K relative to ITO/2PACz implies more compact molecular packing and reduced interfacial disorder.<sup>24</sup>

To further assess the surface coverage and chemical integrity of the SAMs, XPS was performed before and after DMF

exposure. The relative intensity ratio of the C 1s and In 3d peaks (Fig. S4, S5 and Table S5) revealed that 2PACz-K maintained higher coverage on ITO even after rinsing, while the 2PACz films exhibited significant desorption (Fig. 2f).<sup>3</sup> This stability is consistent with the deprotonated species identified by DFT calculations, supporting the formation of a chemically robust SAM on ITO.

Taken together, the KPFM, UPS, and XPS results indicate that the WF increase induced by K<sub>2</sub>CO<sub>3</sub> treatment—and its subsequent decrease after DMF rinsing—is governed primarily by changes in the surface coverage and interfacial uniformity of the SAM. Specifically, K<sub>2</sub>CO<sub>3</sub>-mediated deprotonation promotes stronger anchoring of 2PACz on the ITO surface, resulting in a more continuous and uniform SAM with higher surface coverage, which manifests as a deeper WF prior to solvent exposure. Upon DMF rinsing, partial desorption of weakly bound molecules reduces the coverage factor and shifts the measured WF toward that of bare ITO; this effect is pronounced for pristine 2PACz, whereas 2PACz-K retains a relatively stable WF owing to its enhanced interfacial anchoring.



Building on this stabilized interfacial electronic environment, valence band maximum (VBM), conduction band minimum (CBM), and Fermi level ( $E_F$ ) positions were determined using UPS and optical bandgap data (Fig. 2g and Fig. S6, S7). After DMF rinsing, ITO/2PACz displayed downward band bending and a large offset ( $\Delta E_h = 0.29$  eV) between the VBM of the perovskite and the highest occupied molecular orbital (HOMO) of ITO/2PACz, forming a barrier for hole extraction.<sup>3</sup> In contrast, ITO/2PACz-K exhibited upward band bending with smaller offset ( $\Delta E_h = 0.17$  eV), reflecting improved interfacial energetics and a more favorable energy cascade for hole transfer. This alignment optimization, sustained even after solvent exposure, evidences the ability of 2PACz-K to preserve both structural and electronic integrity under realistic processing conditions.

Collectively, these results confirm that  $K_2CO_3$ -mediated deprotonation transforms the SAM into a solvent-resistant interface that maintains chemical integrity, electronic uniformity, and favorable energy level alignment during perovskite processing.

Building on the enhanced interfacial robustness and optimized energy alignment provided by 2PACz-K, the influence of interfacial chemistry on the growth of the overlying perovskite film was further examined. XPS measurements after DMF rinsing show that the K-related signal remains detectable on the ITO/2PACz-K substrate (Fig. S8), indicating that potassium species are not completely removed during processing and can persist during subsequent perovskite deposition. To examine the vertical spatial distribution of these potassium species after perovskite crystallization, depth-resolved time-of-flight secondary ion mass spectrometry (TOF-SIMS) analysis was performed (Fig. S9). While no detectable  $K^+$  signal was observed for the pristine ITO/2PACz/perovskite samples, a clear  $K^+$  signal is detected in the ITO/2PACz-K/perovskite structures after perovskite deposition. Notably, the  $K^+$  signal extends across the perovskite region in the depth profile rather than being confined exclusively to the ITO/SAM interface, indicating the partial presence of potassium species within the perovskite layer. Because TOF-SIMS depth profiles provide a vertically averaged and semi-quantitative measure, this analysis alone does not allow determination of whether potassium species preferentially reside at grain boundaries, act as bulk defect passivators, or influence the perovskite primarily through electrostatic or chemical interactions at the buried interface. Accordingly, the discussion in this section focuses on the spatial distribution of potassium species and the resulting film growth behavior, while their implications for device operation are examined separately.

Under this stabilized interfacial condition, the structural evolution of the perovskite film is systematically modified. X-ray diffraction (XRD) patterns revealed narrower full widths at half maximum (FWHM) of the (100), (110), and (200) diffraction peaks for films grown on ITO/2PACz-K compared with those on ITO/2PACz (Fig. S10), consistent with enhanced crystallinity and improved crystal coherence. Scanning electron microscopy (SEM) images further revealed enlarged grain sizes and a more uniform buried interface for perovskite films on ITO/2PACz-K (Fig. S11), suggesting that a robust and well-anchored SAM promotes uniform nucleation and continuous coverage during crystallization.


The improved structural quality is further reflected in the optoelectronic properties of the perovskite film. The perovskite film grown on ITO/2PACz-K exhibits stronger steady-state photoluminescence (PL) intensity than its 2PACz counterpart (Fig. S12), suggesting reduced non-radiative recombination losses under this substrate configuration, where interfacial recombination pathways are typically dominant. Grazing incidence XRD (GIXRD) analysis further indicates that the residual tensile strain in the perovskite film is substantially relaxed when grown on 2PACz-K (Fig. S13 and Note S3).<sup>25</sup> This strain relaxation is consistent with a more strongly coupled buried interface enabled by deprotonated phosphonates, which can provide a more stable interfacial environment during perovskite crystallization.

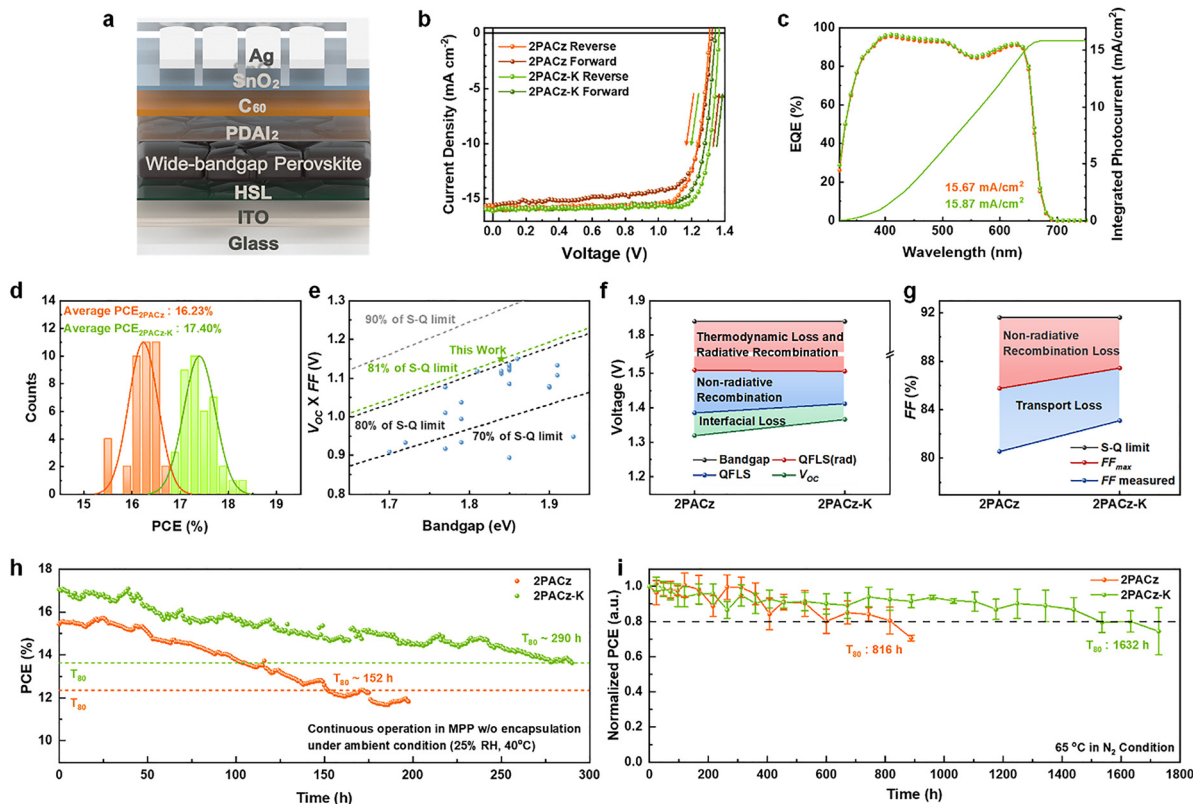
Time-dependent PL spectra under continuous 1-sun illumination reveal that the perovskite film on ITO/2PACz exhibited a pronounced red shift and spectral broadening associated with light-induced phase segregation (Fig. S14a). In contrast, the perovskite film on ITO/2PACz-K maintains a comparable stable emission peak, shifting only slightly from 655 to 659 nm after 20 minutes of illumination (Fig. S14b). These observations are consistent with improved crystallization and reduced residual strain enabled by the chemically stabilized buried interface. These effects are consistent with the observed suppression of light-induced phase segregation and are expected to be beneficial for the operational stability of the WBG perovskite layer, as discussed in the following device analysis.<sup>26,27</sup>

The structural and optoelectronic improvements imparted by 2PACz-K were next evaluated at the device level using WBG PSCs. To evaluate the impact of the modified HSL on device performance, WBG PSCs were fabricated with the configuration ITO/HSL/WBG perovskite/propane-1,3-diammonium iodide (PDAl<sub>2</sub>)/C<sub>60</sub>/SnO<sub>2</sub>/Ag (Fig. 3a). The current density–voltage ( $J$ - $V$ ) characteristics of the devices based on 2PACz and 2PACz-K are compared in Fig. 3b, and the corresponding photovoltaic parameters are summarized in Table S6. The 2PACz-K device achieved a higher PCE of 18.25% with  $V_{OC}$  of 1.366 V and a fill factor (FF) of 83.10%. The hysteresis index was reduced from 7.01% (2PACz) to 4.66% (2PACz-K), consistent with the mitigated lattice strain and reduced defect density in the perovskite layer.<sup>28</sup>

The integrated photocurrent density values obtained from external quantum efficiency (EQE) spectra were consistent with those from  $J$ - $V$  measurements (Fig. 3c), confirming the reliability of the device data. Statistical analysis across 40 devices demonstrated not only higher average efficiency but also improved reproducibility for the 2PACz-K series (Fig. 3d and Fig. S15). The stabilized power output (SPO) at maximum power point (MPP) measured for 1000 s under AM 1.5G illumination reached 17.08% for the 2PACz-K device, compared with 15.62% for its 2PACz counterpart (Fig. S16). Notably, the FF of 2PACz-K devices reached 85.15% (Fig. S17), and  $V_{OC} \times FF$  approached  $\sim 81\%$  of the S-Q limit for 1.84 eV WBG PSCs, ranking among the highest reported for POTSCs (Fig. 3e and Table S7).

To elucidate the origin of the enhanced photovoltaic performance, transient photocurrent (TPC) and transient photovoltage





**Fig. 3** (a) Device structure of WBG PSCs. (b)  $J-V$  curves at forward and reverse scan of champion WBG PSCs with **2PACz** and **2PACz-K**. (c) EQE spectra of WBG PSCs with **2PACz** and **2PACz-K**. (d) PCE distribution histogram of WBG PSCs. (e) Comparison of  $V_{OC} \times FF$  of our WBG PSCs based on **2PACz-K** with  $E_g \approx 1.84$  eV with those of the previously reported WBG perovskites for POTSCs. (f)  $V_{OC}$  loss analysis and (g) FF loss analysis of WBG PSCs. (h) Operational stability of encapsulated WBG PSCs at continuous output at MPP in ambient conditions (25% RH, 40 °C) under 100  $\text{mW cm}^{-2}$ . (i) Thermal stability of unencapsulated WBG PSCs under 65 °C in an  $\text{N}_2$  atmosphere.

(TPV) analyses were performed (Fig. S18). The **2PACz-K** devices exhibited a shorter TPC decay time (0.73  $\mu\text{s}$  vs. 0.91  $\mu\text{s}$ ) and a longer TPV lifetime (12.15  $\mu\text{s}$  vs. 5.23  $\mu\text{s}$ ), indicating more efficient charge extraction and suppressed recombination. This was further supported by the larger recombination resistance (16103  $\Omega$  vs. 7866  $\Omega$ ) in electrochemical impedance spectroscopy (EIS) (Fig. S19). The higher slope ( $\alpha = 0.980$ ) in the light-intensity-dependent short-circuit current density ( $J_{SC}$ ) measurements also indicated the lowest charge recombination and the lowest photo-induced leakage current under operating conditions (Fig. S20).<sup>3</sup> In addition, dark  $J-V$  measurements showed a lower low-bias dark current for the **2PACz-K** device compared to the **2PACz** device, corroborating the suppression of shunt-related leakage paths (Fig. S21).

Capacitance–voltage ( $C-V$ ) measurements and Mott–Schottky plots revealed an increased built-in potential ( $V_{bi}$ ) for **2PACz-K** devices (1.11 V vs. 1.04 V) (Fig. S22), suggesting an enhanced internal electric field for charge separation. To quantify the  $V_{OC}$  improvements, the total  $V_{OC}$  loss was deconvoluted into three parts: thermodynamics and radiative recombination losses, non-radiative recombination loss, and interfacial loss (Fig. 3f). A detailed breakdown of the  $V_{OC}$  losses is provided in Note S4, Fig. S23 and Table S8. As expected, the thermodynamic/radiative recombination loss was identical owing to the same optical bandgap (1.84 eV).<sup>29</sup> The

non-radiative recombination loss derived from the photoluminescence quantum yield (PLQY) was reduced from 124 mV (**2PACz**) to 94 mV (**2PACz-K**) (Fig. S24), while interfacial loss decreased from 66 mV to 46 mV. Together, these factors account for the higher  $V_{OC}$  of 1.366 V in the **2PACz-K** devices.

The ideality factors ( $n$ ) extracted from light-intensity-dependent  $V_{OC}$  measurements decreased from 1.69 to 1.48 (Fig. S25), indicating a reduction in trap-assisted recombination.<sup>30</sup> Based on these parameters, the FF loss of the WBG PSCs was subsequently analyzed (Note S5). Because both devices show the identical optical bandgap of 1.84 eV, their S–Q limited FF is the same (91.62%).<sup>31</sup> The  $FF_{max}$  was calculated to be 87.46% for **2PACz-K** and 85.77% for **2PACz**. The difference between  $FF_{max}$  and the experimentally measured FF corresponds to transport-induced FF losses of 4.36% for **2PACz-K** and 5.23% for **2PACz**, respectively (Fig. 3g). These improvements confirm that the introduction of **2PACz-K** facilitates efficient charge extraction and reduces interfacial losses, yielding devices that are both higher-performing and more stable.

Furthermore, space-charge-limited current (SCLC) measurements on hole-only devices (ITO/HSL/perovskite/poly[bis(4-phenyl)-(2,4,6-trimethylphenyl)amine] (PTAA)/Au) showed a lower hole trap density for **2PACz-K** compared to **2PACz** ( $2.02 \times 10^{16} \text{ cm}^{-3}$  vs.  $2.42 \times 10^{16} \text{ cm}^{-3}$ ), corroborating the improvements in both  $V_{OC}$  and FF (Fig. S26).



Finally, operational stability tests demonstrated that encapsulated **2PACz-K** devices retained 80% of their initial PCE after 290 h of continuous MPP tracking under ambient conditions, while unencapsulated devices maintained 80% of their initial PCE after 1632 h of thermal aging at 65 °C in a N<sub>2</sub> atmosphere (Fig. 3h, i and Fig. S27, S28). These results underscore the contribution of the chemically robust HSL in ensuring durable interfacial contact and stable device operation under realistic conditions. Although both devices exhibit a similar degradation behavior during MPP tracking, the substantially prolonged operational lifetime of the **2PACz-K** device reflects enhanced robustness of the buried interface. Importantly, analysis of the MPP operating parameters (Fig. S27) shows that the operating voltage ( $V_{\text{mpp}}$ ) remains stable throughout the measurement and that the **2PACz-K** device consistently operates at a higher absolute  $V_{\text{mpp}}$  than the **2PACz** device, indicating that the interfacial voltage

benefit introduced by the deprotonated SAM is preserved during long-term operation. In contrast, the gradual power decay is dominated by current-related degradation, consistent with intrinsic instability pathways of wide-bandgap perovskite absorbers under illumination. Depth-resolved TOF-SIMS measurements before and after prolonged light soaking and thermal stress show no pronounced vertical redistribution of the K<sup>+</sup> signal (Fig. S9b and S29), suggesting that potassium migration is unlikely to be the dominant stability-limiting factor under the tested conditions.

To extend the insights gained from single-junction WBG PSCs to tandem configurations, monolithic POTSCs were fabricated with the structure ITO/**2PACz-K**/WBG perovskite/PDAI<sub>2</sub>/C<sub>60</sub>/SnO<sub>2</sub>/Au/MoO<sub>3</sub>/narrow-bandgap (NBG) organic/C<sub>60</sub>/bathocuproine (BCP)/Ag (Fig. 4a). A cross-sectional SEM image of the fabricated tandem device confirmed the well-defined multilayer structure with a sharp perovskite/organic interface (Fig. S30). The

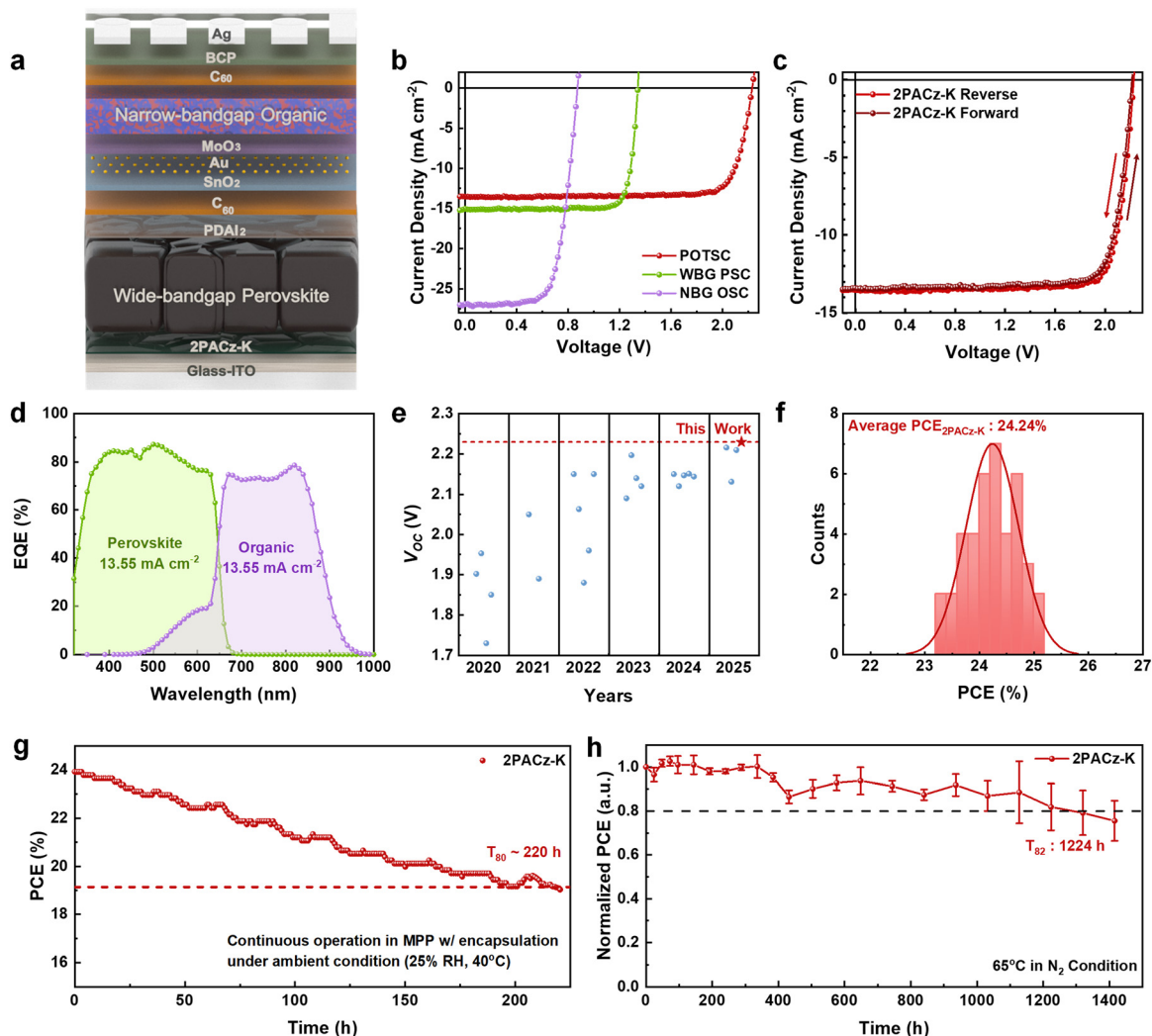


Fig. 4 (a) Device structure of POTSCs with **2PACz-K**. (b)  $J$ - $V$  curves of the champion perovskite sub-cell, organic sub-cell, and POTSCs at reverse scan. (c)  $J$ - $V$  curves of POTSCs at forward and reverse scan, and (d) EQE spectra of two sub-cells in POTSCs with **2PACz-K**. (e) Comparison of  $V_{\text{oc}}$  of our POTSCs with that of previously reported p-i-n-structured POTSCs. (f) PCE distribution histogram and (g) operational stability of the encapsulated POTSCs at continuous output at MPP in ambient conditions (25% RH, 40 °C) under 100 mW cm<sup>-2</sup>. (h) The thermal stability of the unencapsulated POTSCs with **2PACz-K** under 65 °C in a N<sub>2</sub> atmosphere.



organic rear sub-cell employed a ternary PM6:BTP-eC9:L8-BO blend that enables high near-infrared (NIR) absorption and efficient current matching with the WBG perovskite front sub-cell. The organic sub-cell exhibited a PCE of 16.30%, with  $V_{OC}$  of 0.873 V, and  $J_{SC}$  of  $26.91 \text{ mA cm}^{-2}$  (Fig. 4b and Table S9). Its high EQE, reaching  $\sim 85\%$  in the NIR region (Fig. S31), confirms efficient photocurrent harvesting and facilitates balanced current generation within the tandem stack.

The tandem devices based on pristine 2PACz reached a PCE of 23.20% (Table S10). Upon replacement with 2PACz-K, the champion POTSC achieved a PCE of 25.10% (reverse scan) with a  $V_{OC}$  of 2.230 V,  $J_{SC}$  of  $13.54 \text{ mA cm}^{-2}$ , and FF of 83.15% (Fig. 4b and Table S9). The hysteresis index was reduced from 4.68% (2PACz) to 3.71% (2PACz-K), consistent with the reduced strain and suppressed phase segregation observed in the single-junction devices (Fig. 4c and Table S10).

The EQE spectra of both sub-cells confirmed proper current matching and yielded integrated  $J_{SC}$  values consistent with the  $J$ - $V$  measurements (Fig. 4d). Notably, the  $V_{OC}$  of 2.230 V represents one of the highest reported among p-i-n structured POTSCs, confirming that the mixed deprotonated states in 2PACz-K effectively minimize interfacial losses (Fig. 4e and Table S11).

Statistical analysis of 40 independent devices demonstrated a narrow PCE distribution and high reproducibility (Fig. 4f and Fig. S32), while SPO measurements at MPP yielded a steady-state PCE of 22.74% (Fig. S33). To further validate device reliability, a certified efficiency measurement confirmed a PCE of 24.00% for the 2PACz-K POTSCs (Fig. S34).

The 2PACz-K-based POTSCs also exhibited remarkable operational durability, retaining 80% of their initial PCE after 220 h of continuous MPP tracking under 1-sun illumination in ambient air (Fig. 4g and Fig. S35). In thermal aging tests at  $65^\circ\text{C}$  in a  $\text{N}_2$  atmosphere, unencapsulated devices maintained 82% of their initial efficiency after 1224 h (Fig. 4h and Fig. S36). These results underscore that the robust interfacial binding and enhanced solvent resistance of 2PACz-K are key to the long-term operational stability of monolithic POTSCs.

Encouraged by the exceptional operational stability of 2PACz-K-based POTSCs, the same interfacial strategy was extended to photoelectrochemical devices for solar-to-hydrogen conversion. Notably, this work represents the first demonstration of a transparent, metal-free POT-PEC in which an EQE spectrum was successfully measured, enabling quantitative validation of photocurrent generation in a tandem photocathode. The device

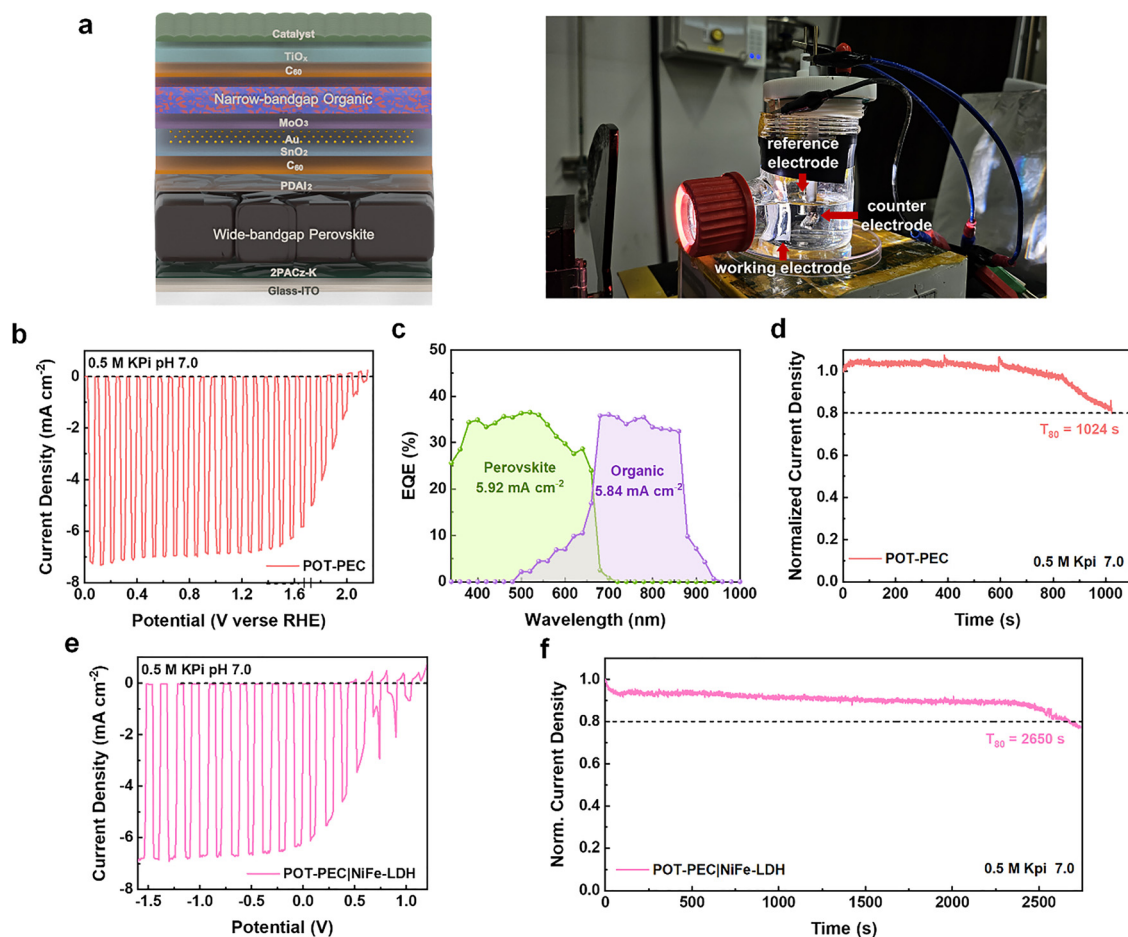


Fig. 5 (a) Schematic image of POT-PEC structure and photograph of the photoelectrochemical system. (b) LSV curve and (c) EQE measurement of POT-PEC in 0.5 M KPi. (d) CA measurement of POT-PEC at  $0.1 V_{RHE}$ . (e) LSV curve and (f) CA measurement of POT-PEC with NiFe-LDH operated in two electrode configurations.



configuration and corresponding water-splitting system are illustrated in Fig. 5a. Because electrolyte penetration is a major degradation pathway in photoelectrochemical operation, hydrophobic organic layers alone are insufficient to provide long-term protection, therefore, additional inorganic overlayers are often required to enhance durability.<sup>9,32,33</sup> Accordingly, an atomic layer deposition (ALD)-TiO<sub>x</sub> overlayer was introduced on top of the organic sub-cell. The resulting dual protective stacks—comprising the organic layer and the TiO<sub>x</sub> overlayer—effectively suppress electrolyte ingress. After establishing the protective architecture, a RuO<sub>2</sub> catalyst was deposited by a photo-assisted electrodeposition method.<sup>34</sup>

Comparative measurements revealed that the TiO<sub>x</sub> overlayer reduced  $J_{SC}$  in POTSCs because of the intrinsic resistivity of the metal oxide (Fig. S37 and Table S12). When the TiO<sub>x</sub> layer becomes sufficiently resistive and charge extraction becomes transport-limited, a finite voltage drop can develop across the overlayer even under short-circuit conditions, which enhances charge accumulation and interfacial recombination and thereby reduces the collected  $J_{SC}$ .<sup>35</sup> In contrast, POT-PECs incorporating a TiO<sub>x</sub> overlayer exhibited enhanced photocurrent density ( $J_{ph}$ ), attributed to the uniform, pinhole-free coverage that blocks electrolyte penetration and enhanced electron selectivity (Fig. 5b and Fig. S38a, b).<sup>32</sup> The optimized POT-PEC with **2PACz-K** delivered a stable  $J_{ph}$  of 7.1 mA cm<sup>-2</sup> and a  $V_{ph}$  of 2.16 V in 0.5 M KPi electrolyte (pH 7.0). The EQE spectrum recorded at 0  $V_{RHE}$  (Fig. 5c) closely resembled that of the corresponding POTSCs, confirming proper operation of both sub-cells. The integrated  $J_{ph}$  was slightly reduced due to partial attenuation of the bias light while passing through the aqueous electrolyte, consistent with previous reports.<sup>36</sup> Importantly, this constitutes the first validated EQE measurement of a tandem photocathode, providing a quantitative benchmark for photocurrent generation in tandem PECs.

As demonstrated in Fig. 5d, the POT-PEC maintained a  $T_{80}$  lifetime of 1024 s, whereas the thinner ALD-TiO<sub>x</sub> film failed within a few minutes (Fig. S38c). These results indicate that the **2PACz-K**-based interface, in combination with the conformal TiO<sub>x</sub> overlayer, provides effective protection against electrolyte penetration and enables stable short-term operation in aqueous environments. Furthermore, to assess the solar-to-hydrogen conversion efficiency, we operated the POT-PEC in a two-electrode configuration. To reduce the anodic overpotential, the Pt was replaced with a NiFe-LDH oxygen-evolution anode. As shown in Fig. 5e, the two-electrode configuration is consistent with the trend observed in the three-electrode measurements (Fig. 5b), and the device reaches a current density of 6.25 mA cm<sup>-2</sup> at 0 V (short-circuit) in 0.5 M KPi (pH 7.0). The corresponding solar-to-hydrogen (STH) conversion efficiency is estimated to be up to 7.7%, assuming a faradaic efficiency of 100%. In addition, chronoamperometry measured at 0 V demonstrates sustained bias-free operation with a  $T_{80}$  lifetime of 2650 s (Fig. 5f).

Overall, this work demonstrates a unified interface engineering strategy that enhances the efficiency and durability of POTSCs and extends their applicability to transparent, metal-free photocathodes for solar-driven hydrogen generation. By

chemically stabilizing the TCO/SAM interface through a solution-based, low-temperature deprotonation process that enables uniform and robust SAM formation, this strategy is intrinsically independent of absorber configuration and device geometry. As a result, the same interfacial concept provides a foundation not only for bias-free CO<sub>2</sub> reduction using tandem photocathode-photoanode systems, but also, in principle, for mechanically compliant and scalable photovoltaic architectures beyond rigid, small-area devices.

## Conclusion

The incorporation of K<sub>2</sub>CO<sub>3</sub> drives stepwise deprotonation of **2PACz**, producing mixed mono- and di-deprotonated species (**2PACz-K**) that form strong P–O–M coordination with ITO. This interfacial chemistry enables the formation of uniform and solvent-resistant SAMs, ensuring stable energy-level alignment and defect suppression during perovskite deposition. As a result, WBG PSCs incorporating **2PACz-K** achieved high  $V_{OC}$  (1.366 V) and FF (83.10%), leading to a PCE of 18.25%. When implemented in monolithic POTSCs, the improved interfacial robustness translated to a champion efficiency of 25.10% and a certified 24.00%, with excellent operation stability in both light and thermal stress conditions. Extending this strategy to photoelectrochemical systems, the first transparent, metal-free POT-PEC demonstrated stable operation and EQE-validated photocurrent generation in neutral electrolyte, delivering a  $V_{ph}$  of 2.16 V and achieving an STH conversion efficiency of 7.7%. These findings highlight **2PACz-K** as a versatile interfacial material that bridges solid-state photovoltaics and solar-driven chemical conversion, offering a promising foundation for scalable and durable solar-fuel systems.

## Author contributions

J. G. S., H. K., and W. L. equally contributed to this work. J. Y. K. and D. S. K. supervised the work. J. G. S., H. K., W. L., and J. Y. K. wrote the manuscript. J. G. S. and H. K. carried out the solar cell fabrication and characterizations. W. L. carried out the photocathode fabrication and characterizations. S. J. G. carried out EIS measurements. H. K. carried out SEM and PL measurements. S. P., H. L., and S. C. carried out KPFM, TPV, and TPC measurements. J. W. and S.-J. S. carried out DFT calculations. J. R. carried out XPS and UPS measurements. J. M. H. and H. Y. W. carried out PLQY measurements. J. S. carried out XRD measurements. W. L. carried out UV-vis absorption measurements.

## Conflicts of interest

The authors declare no competing interests.

## Data availability

All data supporting the results of this study are included in the manuscript and its supplementary information (SI). Supplementary



information is available. See DOI: <https://doi.org/10.1039/d5ee07006f>.

## Acknowledgements

We thank Dr Jin Hyun Kim (Postdoctoral researcher in Prof. Michael Grätzel's group) for his helpful suggestions regarding the development of the ALD-TiO<sub>x</sub> deposition process. This work was supported by the National Research Foundation of Korea (NRF) grant funded by the Korea government (MSIT) (RS-2024-00346361 and RS-2024-00429694).

## References

- National Renewable Energy Laboratory (NREL), Best Research-Cell Efficiency Chart, 2025, <https://www.nrel.gov/pv/cell-efficiency.html> (accessed: October 2025).
- K. Wang, L. Zheng, Y. Hou, A. Nozariasbmarz, B. Poudel, J. Yoon, T. Ye, D. Yang, A. V. Pogrebnnyakov, V. Gopalan and S. Priya, *Joule*, 2022, **6**, 756–771.
- J. G. Son, S. Ameen, J. Roe, S. Park, J. Seo, J. Kim, A. B. Faheem, H.-E. Koo, S. O. Oh, Y. Jo, J. W. Kim, Y. Lee, Y. S. Shin, H. Jang, D. Lee, S. Hur, K.-K. Lee, S. Cho, D. S. Kim, J. Y. Kim and B. Kim, *Adv. Energy Mater.*, 2025, **15**, 2404092.
- Y. Han, J. Fu, Z. Ren, J. Yu, Q. Liang, Z. Xu, X. Xie, D. Li, R. Ma, M. Cao, Y. Sun, C. Yang, J. He, X. Chang, K. Liu, P. W. K. Fong, J. Huang, H. Liu, Z. Liu, D. Xu, L. Cheng, J. Zhang, G. Yang, X. Lu, Y. Zhu, Q. Tai, Q. Lin, H. Hu, Y. Yang and G. Li, *Nat. Energy*, 2025, **10**, 513–525.
- Y. An, N. Zhang, Q. Liu, W. Jiang, G. Du, D. Chen, M. Liu, X. Huang, T. Lei, Q. Qiu, F. R. Lin, X. C. Zeng, A. K. Y. Jen and H.-L. Yip, *Nat. Commun.*, 2025, **16**, 2759.
- S. Wu, Y. Yan, J. Yin, K. Jiang, F. Li, Z. Zeng, S.-W. Tsang and A. K. Y. Jen, *Nat. Energy*, 2024, **9**, 411–421.
- D. Zhao, C. Chen, C. Wang, M. M. Junda, Z. Song, C. R. Grice, Y. Yu, C. Li, B. Subedi, N. J. Podraza, X. Zhao, G. Fang, R.-G. Xiong, K. Zhu and Y. Yan, *Nat. Energy*, 2018, **3**, 1093–1100.
- F. Hao, C. C. Stoumpos, R. P. H. Chang and M. G. Kanatzidis, *J. Am. Chem. Soc.*, 2014, **136**, 8094–8099.
- B. Wu, T. Wang, B. Liu, H. Li, Y. Wang, S. Wang, L. Zhang, S. Jiang, C. Pei and J. Gong, *Nat. Commun.*, 2022, **13**, 4460.
- Z. Wei, Q. Zhou, X. Niu, S. Liu, Z. Dong, H. Liang, J. Chen, Z. Shi, X. Wang, Z. Jia, X. Guo, R. Guo, X. Meng, Y.-D. Wang, N. Li, Z. Xu, Z. Li, A. G. Aberle, X. Yin and Y. Hou, *Energy Environ. Sci.*, 2025, **18**, 1847–1855.
- R. He, Z. Yi, Y. Luo, J. Luo, Q. Wei, H. Lai, H. Huang, B. Zou, G. Cui, W. Wang, C. Xiao, S. Ren, C. Chen, C. Wang, G. Xing, F. Fu and D. Zhao, *Adv. Sci.*, 2022, **9**, 2203210.
- G. Wang, J. Zheng, W. Duan, J. Yang, M. A. Mahmud, Q. Lian, S. Tang, C. Liao, J. Bing, J. Yi, T. L. Leung, X. Cui, H. Chen, F. Jiang, Y. Huang, A. Lambert, M. Jankovec, M. Topič, S. Bremner, Y.-Z. Zhang, C. Cheng, K. Ding and A. Ho-Baillie, *Joule*, 2023, **7**, 2583–2594.
- Z. Yi, W. Wang, R. He, J. Zhu, W. Jiao, Y. Luo, Y. Xu, Y. Wang, Z. Zeng, K. Wei, J. Zhang, S.-W. Tsang, C. Chen, W. Tang and D. Zhao, *Energy Environ. Sci.*, 2024, **17**, 202–209.
- S. Fu, N. Sun, H. Chen, Y. Li, Y. Li, X. Zhu, B. Feng, X. Guo, C. Yao, W. Zhang, X. Li and J. Fang, *Energy Environ. Sci.*, 2025, **18**, 3305–3312.
- H. Tang, Z. Shen, Y. Shen, G. Yan, Y. Wang, Q. Han and L. Han, *Science*, 2024, **383**, 1236–1240.
- A. Al-Ashouri, A. Magomedov, M. Ross, M. Jost, M. Talaikis, G. Chistiakova, T. Bertram, J. A. Márquez, E. Köhnen, E. Kasparavicius, S. Levenco, L. Gil-Escrig, C. J. Hages, R. Schlatmann, B. Rech, T. Malinauskas, T. Unold, C. A. Kaufmann, L. Korte, G. Niaura, V. Getautis and S. Albrecht, *Energy Environ. Sci.*, 2019, **12**, 3356–3369.
- R. He, W. Wang, Z. Yi, F. Lang, C. Chen, J. Luo, J. Zhu, J. Thiesbrummel, S. Shah, K. Wei, Y. Luo, C. Wang, H. Lai, H. Huang, J. Zhou, B. Zou, X. Yin, S. Ren, X. Hao, L. Wu, J. Zhang, J. Zhang, M. Stolterfoht, F. Fu, W. Tang and D. Zhao, *Nature*, 2023, **618**, 80–86.
- R. Azmi, D. S. Utomo, B. Vishal, S. Zhumagali, P. Dally, A. M. Risqi, A. Prasetyo, E. Ugur, F. Cao, I. F. Imran, A. A. Said, A. R. Pininti, A. S. Subbiah, E. Aydin, C. Xiao, S. I. Seok and S. De Wolf, *Nature*, 2024, **628**, 93–98.
- W. Yang, Y. Lin, W. Zhu, F. Du, J. Liu, Y. Ren, H. Wang, J. Liao, D. Yu, G. Fang, M. Li, R. Zhang, S. Yang and C. Liang, *Adv. Mater.*, 2025, **37**, 2502865.
- C. Li, Y. Chen, Y. Li, L. Gong, Z. Yuan, L. Liang, J. Chen, P. Ganesan, Y. Zhang, J. Ma and P. Gao, *Angew. Chem., Int. Ed.*, 2025, **64**, e202420585.
- H. Guo, G. Yang, A. Zhang, H. Jiang, H. Lu and Z. Bo, *Small*, 2025, **21**, e04509.
- H. Tang, L. Yang, P. Li, J. Li, Y. Yang, R. Xu, Y. Sun, W. Cai, J. Wang, J. Xu, C. Zuo, L. Ding, Z. Wu and H. Dong, *Adv. Funct. Mater.*, 2025, e16652.
- X. Hu, C. Liu, Z. Zhang, X. F. Jiang, J. Garcia, C. Sheehan, L. Shui, S. Priya, G. Zhou, S. Zhang and K. Wang, *Adv. Sci.*, 2020, **7**, 2001285.
- M. Liu, L. Bi, W. Jiang, Z. Zeng, S. W. Tsang, F. R. Lin and A. K. Jen, *Adv. Mater.*, 2023, **35**, 2304415.
- H. Jang, H. Y. Lim, C. B. Park, J. Seo, J. G. Son, T. Song, J. Lee, Y. S. Shin, J. Roe, S. K. Kwak, D. S. Kim and J. Y. Kim, *J. Mater. Chem. A*, 2023, **11**, 10605–10611.
- D. J. Kubicki, D. Prochowicz, A. Hofstetter, S. M. Zakeeruddin, M. Grätzel and L. Emsley, *J. Am. Chem. Soc.*, 2017, **139**, 14173–14180.
- Z. Fang, T. Nie, S. Liu and J. Ding, *Adv. Funct. Mater.*, 2024, **34**, 2404402.
- W. Meng, K. Zhang, A. Osvet, J. Zhang, W. Gruber, K. Forberich, B. Meyer, W. Heiss, T. Unruh, N. Li and C. J. Brabec, *Joule*, 2022, **6**, 458–475.
- A. Sun, C. Tian, R. Zhuang, C. Chen, Y. Zheng, X. Wu, C. Tang, Y. Liu, Z. Li, B. Ouyang, J. Du, Z. Li, J. Cai, J. Chen, X. Wu, Y. Hua and C. C. Chen, *Adv. Energy Mater.*, 2024, **14**, 2303941.
- J. Roe, J. G. Son, S. Park, J. Seo, T. Song, J. Kim, S. O. Oh, Y. Jo, Y. Lee, Y. S. Shin, H. Jang, D. Lee, D. Yuk, J. G. Seol,



- Y. S. Kim, S. Cho, D. S. Kim and J. Y. Kim, *ACS Nano*, 2024, **18**, 24306–24316.
- 31 H. Fujiwara, *Hybrid Perovskite Solar Cells*, Wiley-VCH, ch. Appendix B: Numerical Values of Shockley–Queisser Limit, 2022, pp. 563–565, DOI: [10.1002/9783527825851](https://doi.org/10.1002/9783527825851).
- 32 L. Steier, S. Bellani, H. C. Rojas, L. Pan, M. Laitinen, T. Sajavaara, F. Di Fonzo, M. Grätzel, M. R. Antognazza and M. T. Mayer, *Sustainable Energy Fuels*, 2017, **1**, 1915–1920.
- 33 K.-M. Lee, C.-C. Chen, L.-C. Chen, S. H. Chang, K.-S. Chen, S.-C. Yeh, C.-T. Chen and C.-G. Wu, *Sol. Energy Mater. Sol. Cells*, 2017, **164**, 13–18.
- 34 S. D. Tilley, M. Schreier, J. Azevedo, M. Stefik and M. Graetzel, *Adv. Funct. Mater.*, 2014, **24**, 303–311.
- 35 A. Sławek, Z. Starowicz and M. Lipiński, *Materials*, 2021, **14**, 3295.
- 36 H. Döscher, J. F. Geisz, T. G. Deutsch and J. A. Turner, *Energy Environ. Sci.*, 2014, **7**, 2951–2956.

