

Cite this: *Chem. Sci.*, 2024, 15, 3784

All publication charges for this article have been paid for by the Royal Society of Chemistry

Received 7th December 2023  
Accepted 8th February 2024

DOI: 10.1039/d3sc06588j

rsc.li/chemical-science

## A decade of lessons in the activation of ArIL<sub>2</sub> species

Tania, Marcus Sceney and Jason L. Dutton \*

Hypervalent iodine(III) compounds of the general structure ArIL<sub>2</sub> are widely used as oxidizing agents for a variety of applications across both organic and inorganic chemistry. Considerable work has been done on the activation of these compounds by tuning the ligands at the iodine centre. This perspective summarises the work of our and other groups on rectification of historically misidentified iodine(III) reagents of this class, and the syntheses of activated species. Recent advances focusing on increasing the oxidative capacity of I(III) moieties using Lewis and Brønsted acids and Lewis bases as well as the activation of halogens with I(III) are discussed.

### Introduction

Hypervalent iodine compounds are widely used as oxidizing agents for a variety of applications across both organic and inorganic chemistry.<sup>1–3</sup> Hypervalent iodine compounds fall into several classes, the two most common motifs being ArIL<sub>2</sub> and [Ar–I–Ar]<sup>+</sup>, where the iodine is in the formal +3 oxidation state. Higher oxidation state compounds, with I in the +5 or even +7 oxidation state are rarer. The focus of this perspective is on the ArIL<sub>2</sub> class (Fig. 1). Common compounds here include commercially available PhI(OAc)<sub>2</sub>, also known as PIDA (phenyliodine bis(acetate) or (diacetoxyiodo)benzene) and PhI(OTFA)<sub>2</sub>, known as PIFA (phenyliodine bis(trifluoroacetate) or (bis(trifluoro acetoxy)iodo)benzene). Halogen ligated compounds are also widely used, including ArIF<sub>2</sub> and ArICl<sub>2</sub>. These are not commercially available but are easily synthesized. Benziodoxole

based compounds, in which the iodine atom is part of a 5-membered ring such as Togni's reagent are also widely used I(III) compounds,<sup>4</sup> but out of scope for this perspective. In this perspective, we will focus on strategies to increase the reactivity of ArIL<sub>2</sub> compounds by our group and others in the past ~15 years with a focus on the behaviour at the iodine atom.


As the action of these compounds is oxidative or electrophilic, the important molecular orbitals to consider are the low-lying unoccupied orbitals. For most compounds, the LUMO and LUMO+1, with respect to the iodine, are sigma symmetric antibonding orbitals lying along the L–I–L and Ar–I bond axes. For the orbital with an L–I–L contribution there is typically additional pi-antibonding character with respect to the aryl ring (Fig. 2). The population of this orbital results in rupture of the L–I bonds and formation of Ar–I as I(I) and the lower in energy this orbital is, the more oxidizing the compound will in general be. The antibonding orbital associated with the C–I bond is typically used in halogen bonding interactions as an acceptor.<sup>5</sup>

Department of Biochemistry and Chemistry, La Trobe Institute for Molecular Science, La Trobe University, Melbourne, Victoria, Australia. E-mail: j.dutton@latrobe.edu.au



Tania

Tania is a PhD candidate under the supervision of Prof. Jason Dutton at La Trobe University, Australia. She completed her BSc (honours chemistry) from Guru Nanak Dev University, India and moved to Australia to pursue a Master of Chemical Sciences at La Trobe University. She joined the Dutton lab for her master's research year. Her current research is focused on development and application of phenyl Iodine(III) and Iodine(V) compounds.



Marcus Sceney

Marcus Sceney completed his BSc with honours in chemistry at La Trobe University in 2023 and has since been a PhD candidate working under Prof. Jason Dutton at the same. His current research focus is on the application of phenyliodine(III) oxidants in the activation of halogens for electrophilic halogenation of recalcitrant aromatics.



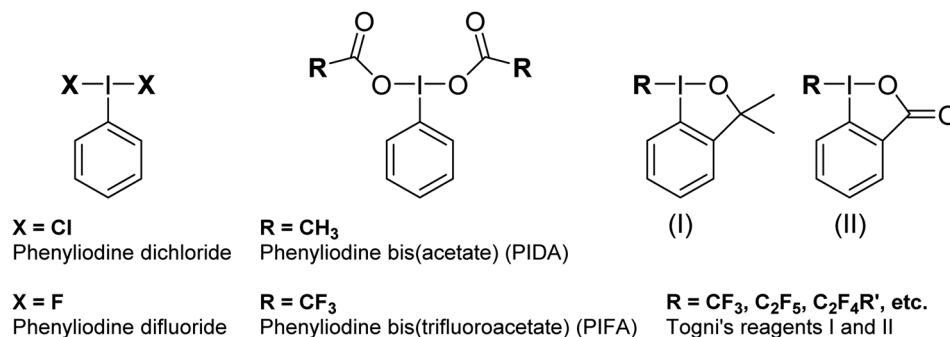


Fig. 1 Hypervalent iodine(III) compounds.



Fig. 2 Depictions of the LUMO and LUMO+1 in phenyliodine dichloride and respective computational models generated using B3LYP-D3(BJ)/def2-TZVPPD method/basis set with acetonitrile solvation. In this case, the LUMOs are primarily  $\sigma^*$  orbitals with respect to the L–I–L bond (LUMO) and the C–I bond (LUMO+1).

## Increasing oxidative capacity

Increasing the oxidative capacity of  $\text{ArIL}_2$  compounds can be accomplished by modifying two features, the ligand (L) or the substituents on the aryl (Ar) group. This was quantified by Radzhabov and co-workers in a theoretical study where triflate and a variety of acetoxy ligands were considered.<sup>6</sup>



Jason L. Dutton

is now Professor of Molecular Curiosities.

Jason Dutton completed his PhD in 2010 under Prof. Paul Ragogna at The University of Western Ontario, which sparked his interest in the richly funded area of unusual main group compounds. This was followed by postdoctoral studies under Prof. Warren Piers at The University of Calgary. He then made the big move to La Trobe University in Melbourne in 2011 to begin his independent career as a Lecturer where he has remained since and

Commercially available  $\text{PhI}(\text{OAc})_2$  (0.91 V) was found to be the least oxidizing out of the derivatives considered and  $\text{PhI}(\text{OTf})_2$  by far the most oxidizing at 2.24 V.  $\text{PhI}(\text{OTFA})_2$  was intermediate to these at 1.49 V. In general, a less nucleophilic ligand leads to a greater oxidative capacity, as would be expected for a more electron poor iodine centre. Making the aryl group more electron poor or electron rich by incorporating withdrawing or donating group has the expected effect of making the complex more or less oxidizing, respectively. However the effect is more subtle than modifying the ligand, where for  $\text{ArI}(\text{OAc})_2$  a *para*-nitro substituent gives 0.97 V and *para*-methoxy gives 0.88 V. However, as discussed later, substituents on the ligand can have a substantial effect in suppressing decomposition processes.

## The myth and redemption of $\text{ArI}(\text{OTf})_2$

Our entry into this space was in 2011, where our strategy to generate more oxidizing I(III) reagents was the synthesis of dicationic coordination complexes of the type  $[\text{ArIL}_2]^{2+}$  where L is a neutral rather than the typical anionic ligand. This class of compound has been reported in 1994 by Weiss,<sup>7</sup> but sparsely used until the 2010s with only a couple of reports appearing in the next 15 years.<sup>8,9</sup> These compounds had also not been



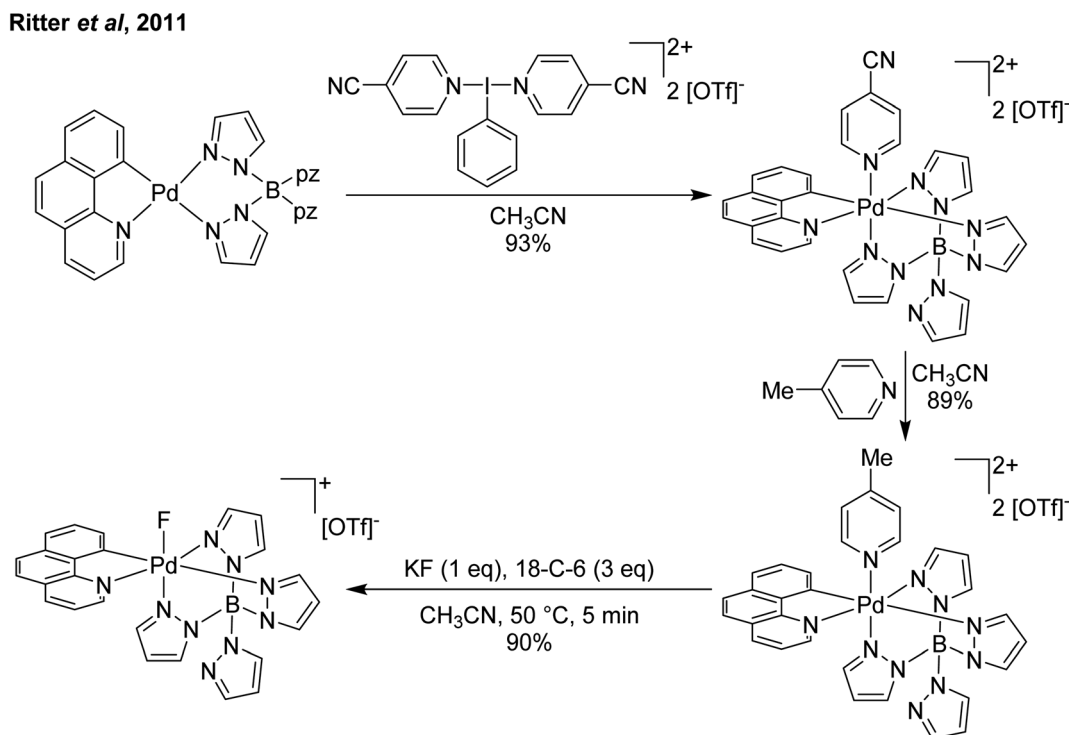
structurally confirmed, which as we shall discuss is critically important in I(III) chemistry as misidentifications have been made for a variety of species. The synthetic route to Weiss' reagent is simple, commercially available  $\text{PhI}(\text{OAc})_2$  is reacted with 2 equivalents of  $\text{TMS-OTf}$  in  $\text{CH}_2\text{Cl}_2$ , which was assumed to generate  $\text{PhI}(\text{OTf})_2$  (much more on this later), followed by the addition of 2 equivalents of a pyridine or quinoline ligand (Scheme 1).<sup>10,11</sup> The dicationic coordination complex precipitates immediately from solution and can be easily isolated. We obtained a crystal structure of the 4-DMAP and pyridine analogues and later the 4-cyanopyridine analogue.<sup>12</sup> The crystal structure confirmed the structure as proposed by Weiss, with the expected T-shaped geometry about the iodine centre. From (purported)  $\text{PhI}(\text{OTf})_2$ , it has been found that the neutral ligands able to displace the triflates are limited to N-centred ligands resistant to oxidation. Attempted use of N-heterocyclic

carbenes led to oxidative coupling of the carbene ligands and attempted use of phosphines led to oxidation of the phosphine rather than formation of a coordination complex for example.<sup>12</sup>

Our planned use for Weiss' reagent was to perform 2-electron oxidations of transition metals, from which the pyridine ligands could then be displaced by other ligands giving access to a variety of high oxidation state metal complexes. At the same time we commenced our initial studies Ritter and co-workers also rediscovered Weiss' reagent and showed in a report in Science that this oxidation/ligand delivery to metals works very well,<sup>13</sup> an early lesson for a young Lecturer/Assistant Professor being that if something is a good idea, someone else is probably working on it! They were able to form an organo Pd(IV) species from Pd(II) from which the delivered pyridine could be displaced by fluoride, which was demonstrated to be effective in the late-stage generation of organofluorinated species using  $^{18}\text{F}$



Scheme 1 General synthesis of Weiss' reagents.



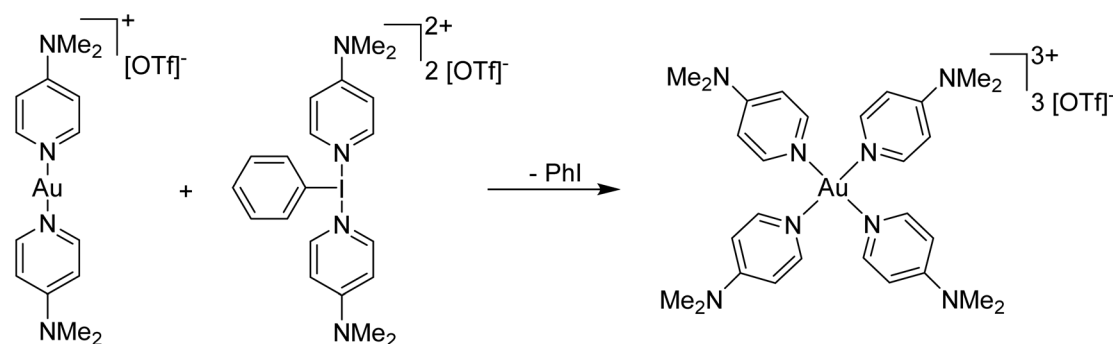
Scheme 2 Ritter and coworker's<sup>13</sup> oxidation of Pd(II) using a Weiss' reagent to facilitate formation of a Pd(IV) fluoride.



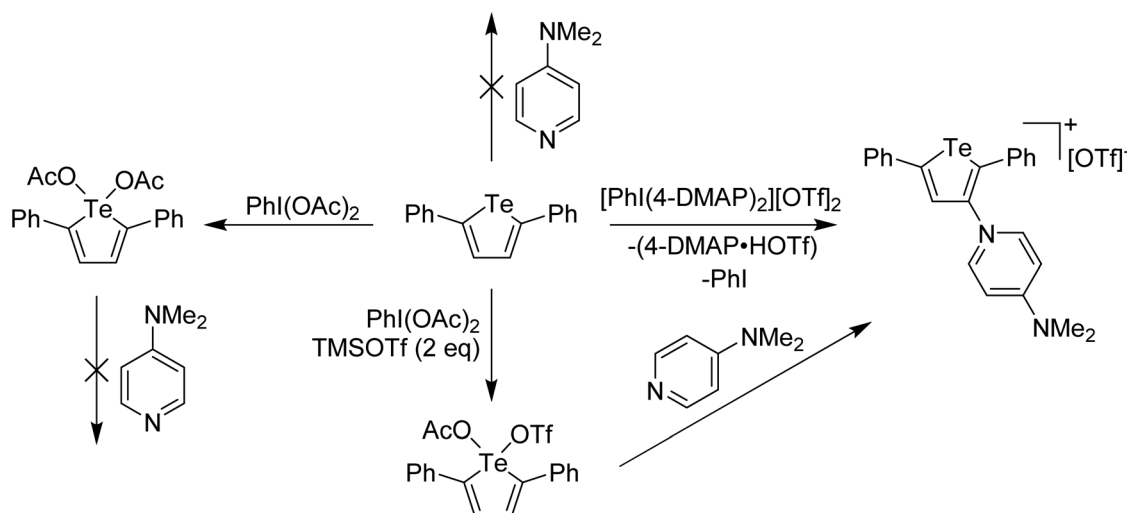
as the fluoride source (Scheme 2). We were subsequently able to show the applicability of Weiss' reagent in the generation of a variety of high oxidation state transition metal complexes, including the first examples of homoleptic trications of Au(III) (Scheme 3).<sup>14,15</sup> The Wengryniuk group has found that Weiss' reagents are effective for a variety of transformations in the organic chemistry space, including oxidative rearrangement of tertiary benzyl alcohols and selective oxidation of alcohols, while Huber reported their use for azo couplings.<sup>16–18</sup>

In main group chemistry, Weiss' reagents are also effective at oxidation and delivery of pyridine ligands, where a 2-electron redox couple is available. The salient example for this story is oxidation of a tellurophene derivative. Unlike lighter thiophene and selenophene, whose chemistry with electron poor reagents is dominated by electrophilic aromatic substitution processes, tellurophene is less aromatic and the Te(II)/Te(IV) redox couple is also accessible. This can be taken advantage of in the formation of switchable functional molecules based on tellurophene, an area of study that has been led by the Seferos group.<sup>19–21</sup> We were interested in whether oxidation of 2,5-diphenyltellurophene by delivery of the pyridine ligands to Te and then displacement of the pyridine for other nucleophiles could lead

to 2,5-diphenyltellurophene derivatives having interesting properties.<sup>22</sup> When the reaction between Weiss' reagent and 2,5-diphenyltellurophene was carried out, a surprising product was obtained in which the 4-DMAP had replaced a C–H at the 3-position, along with generation of protonated 4-DMAP and PhI, an EAS (Electrophilic Aromatic Substitution) like process, where 4-DMAP is acting as the electrophile (Scheme 4). It was hypothesized that this reaction was occurring *via* Te(IV). Supporting experiments included the reaction of 2,5-diphenyltellurophene with PhI(OAc)<sub>2</sub> which resulted in the isolation and X-ray structural characterization of a tellurophene derivative bearing Te(OAc)<sub>2</sub> with Te in the +4 oxidation state. Treatment of this species with pyridine effected no change (Scheme 4). Furthermore, reaction of 2,5-diphenyltellurophene with PhI(OTf)<sub>2</sub> also gave an isolable Te(IV) derivative and reaction of this species with 2 equivalents of 4-DMAP resulted in the immediate formation of the EAS product. This suggested that with a better leaving group, 4-DMAP could bind to the Te(IV) supporting a high oxidation state coordination complex as the intermediate. The Te(IV) species arising from reaction with PhI(OTf)<sub>2</sub> was also characterized by X-ray crystallography, however the compound did not have two triflate anions bound



Scheme 3 Generation of a homoleptic Au(III) trication using a Weiss' reagent, [PhI(4-DMAP)<sub>2</sub>][OTf]<sub>2</sub>.



Scheme 4 Reaction of 2,5-diphenyltellurophene with various I(III) oxidants and subsequent reaction of Te(IV) products with 4-DMAP.



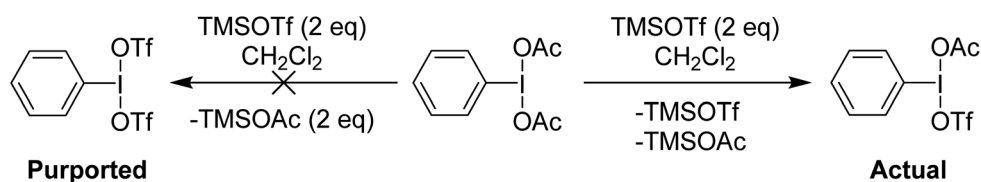
to Te but rather one triflate and one acetate (Scheme 4). This suggested that the oxidizing agent was, in fact,  $\text{PhI}(\text{OTf})(\text{OAc})$ .

Examination of the *in situ*  $^1\text{H}$  NMR for the reaction between  $\text{PhI}(\text{OAc})_2$  and 2 equivalents of TMS-OTf in  $\text{CDCl}_3$  showed one phenyl containing species, two acetate containing species (TMS-OAc and  $\text{PhI}(\text{OTf})(\text{OAc})$ ) and one equivalent of TMS-OTf left unconsumed. This was an NMR our group had done many times over several years to confirm clean generation of  $\text{PhI}(\text{OTf})_2$ . Identical spectra also present in the supporting information of other reports purporting to use  $\text{PhI}(\text{OTf})_2$  clearly showed only 50% consumption of TMS-OTf, a feature that until this point had been overlooked by preceding authors and us. In the initial report of  $\text{PhI}(\text{OTf})_2$ , it was indicated to be an isolable yellow oil and was synthesized *via* reaction of  $\text{PhI}=\text{O}$  with TMS-OTf (Scheme 7).<sup>23</sup> The  $\text{PhI}(\text{OAc})_2$  route is far more common (Scheme 7),<sup>24</sup> but the route using  $\text{PhI}=\text{O}$  has been used by others relatively recently as well in the oxidative coupling of hydrazones and alcohols.<sup>12,25,26</sup> As part of our report, in 2015, we included this reassignment of the product of the reaction between  $\text{PhI}(\text{OAc})_2$  and 2 equivalents of TMS-OTf (Scheme 5).<sup>22</sup>

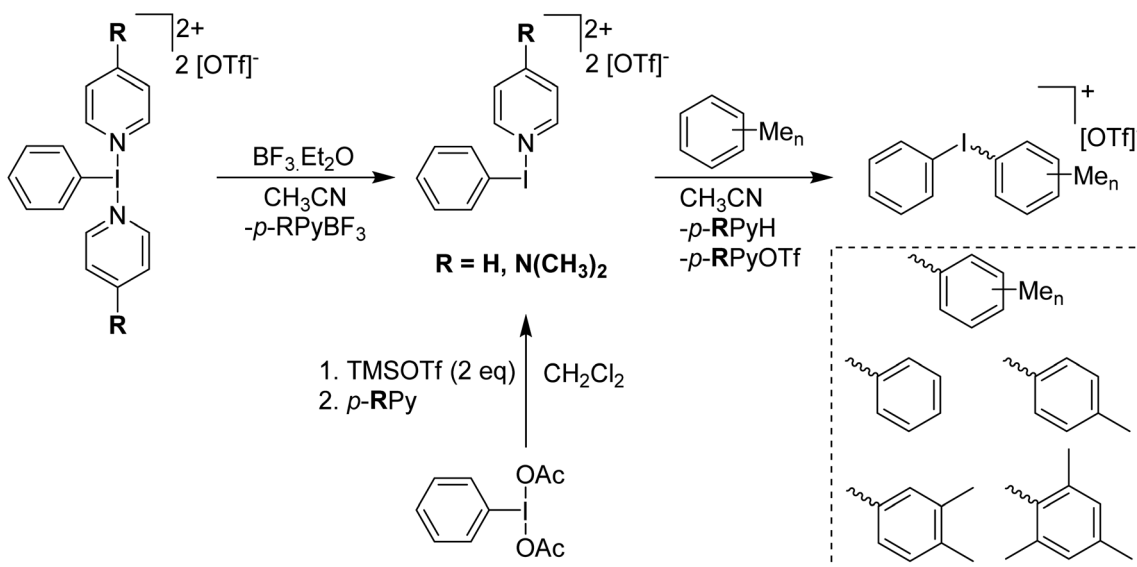
In 2016 the Shafir group was able to isolate a crystalline solid and confirmed the structure *via* X-ray crystallography to be  $\text{PhI}(\text{OTf})(\text{OAc})$ .<sup>27</sup> This was as part of a study examining the effect of the addition of Lewis acids to  $\text{PhI}(\text{OAc})_2$  and related species. They found that a competing Lewis acid,  $\text{BF}_3$  in this case, binds to the second oxygen of an acetate and weakens the

corresponding I–O bond. Increased reactivity was observed in complexes containing a weaker I–O bond induced by competing coordination to the  $\text{BF}_3$ . Weiss' agent can also be activated by  $\text{BF}_3$  to increase its reactivity, in this case a *p*-RPy- $\text{BF}_3$  adduct is formed with a more reactive  $[\text{PhI}(\text{p-RPy})]^{2+}$  dication left.<sup>28</sup> This will react with aryl species to form  $[\text{Ph-I-Ar}]^+$  iodonium cations, behaviour which Weiss' reagent itself does not display (Scheme 6).

Subsequent to the reports from Shafir and our group, the invocation of  $\text{PhI}(\text{OTf})_2$  from  $\text{PhI}(\text{OAc})_2$  and 2 equivalents of TMS-OTf continued to be used in the literature for a variety of transformations such as oxidative cyclisation reactions, C–H functionalisation reactions at acetyl, alkyl and aryl moieties, addition reactions at alkyne substrates to yield aryl(triflylalkenyl)iodonium triflate salts, selective difluoro alkylation of arylidanes and asymmetric Sigmatropic rearrangement.<sup>26,29–32</sup> The identity of the organic products in these reports is not under question but the oxidative agent is  $\text{PhI}(\text{OTf})(\text{OAc})$ , not  $\text{PhI}(\text{OTf})_2$ . This is not innately salient to the reported reactions, evidently  $\text{PhI}(\text{OTf})(\text{OAc})$  has sufficient oxidative capacity to effect the targeted/observed transformations. However, the reports are often accompanied by detailed theoretical studies to determine the reaction pathway involving relatively large molecules and several transition states using  $\text{PhI}(\text{OTf})_2$  as the starting point, a molecule which never existed. Many of the reactions include elimination of a proton



Scheme 5 Reaction of  $\text{PhI}(\text{OAc})_2$  with two equivalents of TMSOTf showing formation of  $\text{PhI}(\text{OAc})(\text{OTf})$  instead of  $\text{PhI}(\text{OTf})_2$ .



Scheme 6 Syntheses of  $[\text{PhI}(\text{p-RPy})][\text{OTf}]_2$  and subsequent reaction with methylbenzenes to form respective diaryliodonium triflate salts.



Scheme 7 Various synthetic routes purported to yield  $\text{PhI}(\text{OTf})_2$ .

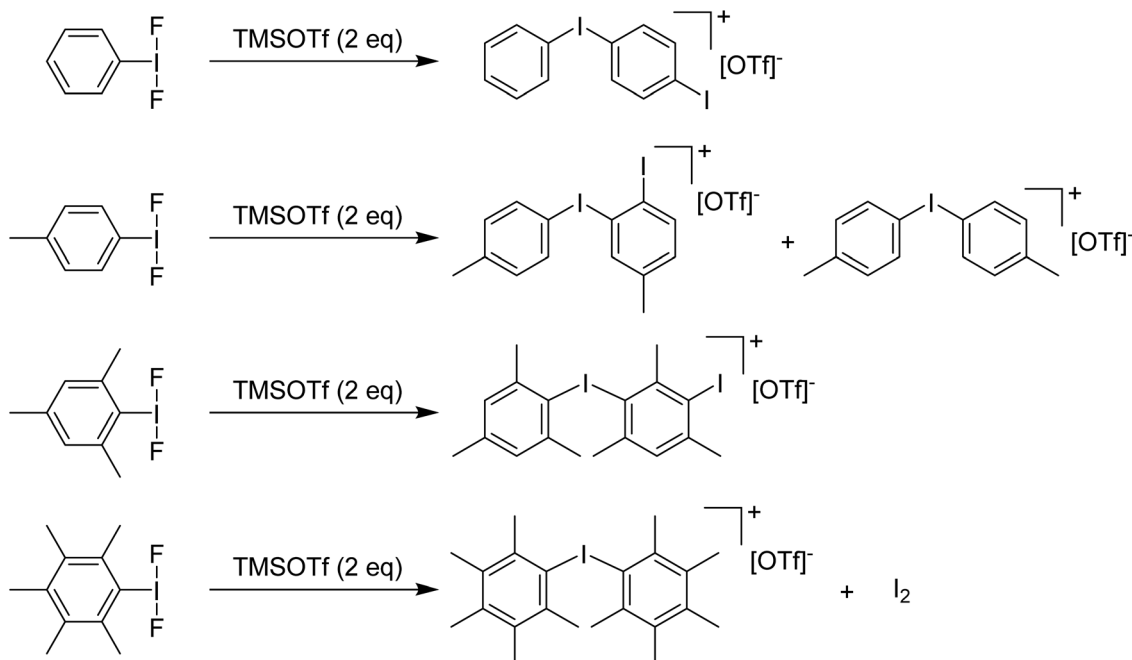
via loss of HOTf, whereas the presence of acetate would likely result in HOAc being eliminated instead. Misidentifying key  $\text{I}(\text{III})$  species is not isolated to  $\text{PhI}(\text{OTf})_2$ , another example is a reported thiobenziodoxole used as a trifluoromethylation reagent that was found to not contain  $\text{I}(\text{III})$  at all upon structural characterization.<sup>33,34</sup> Rather an  $\text{I}(\text{I})$  and a thioperoxy unit in an open configuration is the actual molecule and the thioperoxy acts as the oxidizing agent.

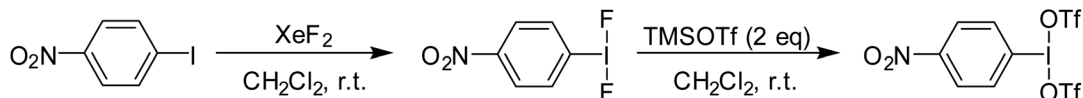
Given the continued invocation of  $\text{PhI}(\text{OTf})_2$  from  $\text{PhI}(\text{OAc})_2$  and 2 equivalents of TMS-OTf we sought to clear the issue with a comprehensive investigation.<sup>35</sup> The aforementioned studies from our group and Shafir are clear that the experimental outcome of this reaction is a single metathesis to form  $\text{PhI}(\text{OTf})(\text{OAc})$ . Theoretical calculations support this notion, with a calculated  $\Delta G$  value of  $\text{PhI}(\text{OAc})_2 + \text{TMS-OTf} \rightarrow \text{PhI}(\text{OTf})(\text{OAc}) + \text{TMS-OAc}$  returning  $-67 \text{ kJ mol}^{-1}$  and the second step of  $\text{PhI}(\text{OTf})(\text{OAc}) + \text{TMS-OTf} \rightarrow \text{PhI}(\text{OTf})_2 + \text{TMS-OAc}$  returning a positive value of  $+30 \text{ kJ mol}^{-1}$ . In the course of this work, it was found that most computational methods do a poor job of optimizing the geometry of bound triflate, both to iodine and in TMS-OTf.  $\omega\text{PBE/def2TZVP}$  did the best job of reproducing the geometry of known bound triflate moieties, and this method was used for the calculations. Calculation of the route from  $\text{PhI}=\text{O} + 2 \text{ TMS-OTf} \rightarrow \text{PhI}(\text{OTf})_2 + \text{TMS-O-TMS}$

however gave a  $\Delta G$  of  $-41 \text{ kJ mol}^{-1}$ , indicating that this route might be thermodynamically feasible. Investigating the reaction experimentally *via* reactions in  $\text{CD}_2\text{Cl}_2$  however showed that TMS-OTf is incompletely consumed, and that the dominant iodine containing species to be  $\text{PhI}$  and iodonium cation  $[\text{Ph-I-Ph-I}]^+$  and no species consistent with what would be expected for  $\text{PhI}(\text{OTf})_2$ . This led us to the conclusion that  $\text{PhI}(\text{OTf})_2$  does not exist.<sup>35</sup>

$\text{PhI}(\text{OTf})_2$  is apparently an attractive compound that chemists would like to use, as they have been attempting to use it, and many of these reports are in high profile journals.  $\text{PhI}(\text{OTf})_2$  is also the most oxidizing of the  $\text{ArIL}_2$  species, by far, considered by Radzhabov in their study.<sup>6</sup> The most obvious limiting factor in the synthesis is the positive  $\Delta G$  value for the second metathesis reaction from  $\text{PhI}(\text{OTf})(\text{OAc})$ . The Si-F bond is the strongest single bond and an excellent driving force for metathesis reactions, therefore  $\text{ArIF}_2$  should be a good starting point for the generation of  $\text{ArI}(\text{OTf})_2$  using TMS-OTf. Calculations for  $\text{PhIF}_2 + \text{TMS-OTf} \rightarrow \text{PhI}(\text{OTf})\text{F} + \text{TMS-F}$  and  $\text{PhI}(\text{OTf})\text{F} + \text{TMS-OTf} \rightarrow \text{PhI}(\text{OTf})_2 + \text{TMS-F}$  returned  $\Delta G$  values of  $-34$  and  $-16 \text{ kJ mol}^{-1}$  respectively, indicating the route is thermodynamically feasible.<sup>36</sup>

Stang and Zefirov reported that reaction of  $\text{PhIF}_2$  with one equivalent of TMS-OTf at  $-78^\circ\text{C}$  gives an unobservable

Scheme 8 Reactions of various  $\text{ArI}(\text{F})_2$  analogues with TMSOTf (2 eq.) resulting in corresponding aryl iodonium triflate salts.

Scheme 9 Complete synthesis of  $p\text{-NO}_2\text{-C}_6\text{H}_4\text{-I(OTf)}_2$ .

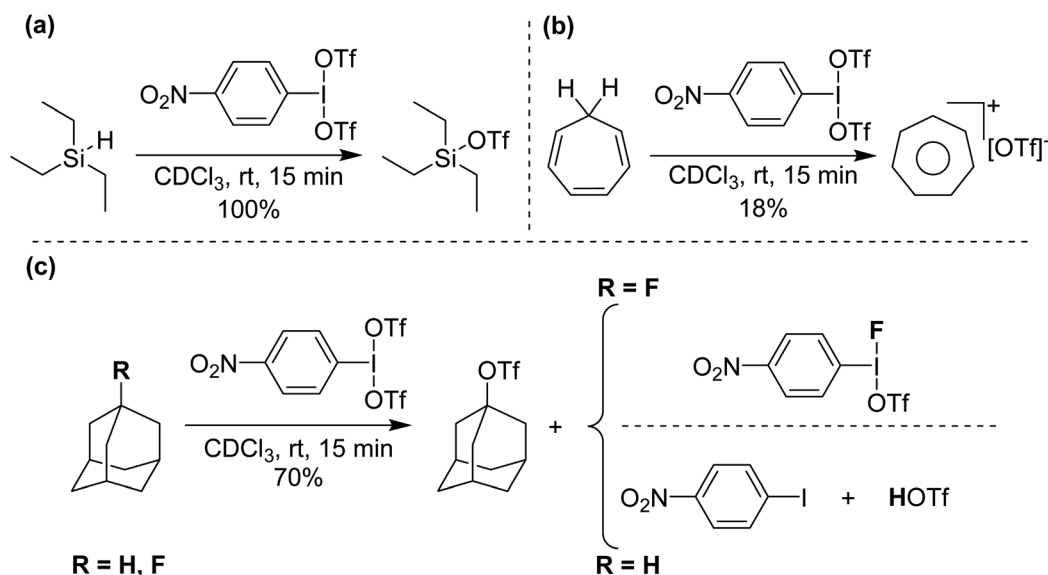
PhI(OTf)F intermediate that can be intercepted for the generation of aryl iodonium cations.<sup>37</sup> We found that using 2 equivalents of TMS-OTf resulted in incomplete consumption of TMS-OTf and the formation of PhI as well as  $[\text{Ph-I-Ph-I}]^+$  as the main iodine containing product evidently arising from EAS of some unobserved electrophilic species onto PhI. Attempting to use methyl groups to block EAS processes failed, with even the pentamethyl variant resulting in formation of iodonium salts as the primary result *via* cleavage of a C-I bond and generation of  $\text{I}_2$  *via* some unknown mechanism (Scheme 8).<sup>36</sup>

Given that electrophilic aromatic substitution appeared to be the key Achilles' Heel, it was reasoned that deactivating the aryl group with an electron withdrawing group might shut this pathway down. Introduction of such a group would make the entire molecule more electron poor and more oxidizing, but the

effect is relatively subtle as shown by Radzhabov.<sup>6</sup> Nitro was chosen as the deactivating group, with  $p\text{-NO}_2\text{-C}_6\text{H}_4\text{-IF}_2$  being the new target. This could be accessed by the addition of Olah's reagent to  $p\text{-NO}_2\text{-C}_6\text{H}_4\text{-I(OTFA)}_2$ , a known compound. Alternatively  $p\text{-NO}_2\text{-C}_6\text{H}_4\text{-IF}_2$  could be synthesized by reaction of  $p\text{-NO}_2\text{-C}_6\text{H}_4\text{-I}$  with  $\text{XeF}_2$ . Addition of 2 equivalents of TMS-OTf to  $p\text{-NO}_2\text{-C}_6\text{H}_4\text{-IF}_2$  furnished  $p\text{-NO}_2\text{-C}_6\text{H}_4\text{-I(OTf)}_2$  in good yield as an isolable solid and the structure was also (finally) confirmed *via* X-ray crystallography (Scheme 9 and Fig. 3).<sup>36</sup>

Initial reactivity studies found that  $p\text{-NO}_2\text{-C}_6\text{H}_4\text{-I(OTf)}_2$  reacts with deactivated aryls to form iodonium cations, but more interestingly reacts with hydride sources at ambient conditions, including  $\text{HSiEt}_3$  and, also, more significantly hydridic C-H bonds (Scheme 10), giving C-OTf as products, with reduction to I(i) and elimination of HOTf.<sup>38</sup> Such activation has only very recently been reported by Periana and co-workers by  $\text{C}_6\text{F}_5\text{-I(NTf}_2)_2$  on methane and ethane at elevated temperatures and pressures (see next section).<sup>39</sup> We surmised that the intermediate in these reactions was potentially  $p\text{-NO}_2\text{-C}_6\text{H}_4\text{-I(OTf)(H)}$ . To lend support to this hypothesis we reacted  $p\text{-NO}_2\text{-C}_6\text{H}_4\text{-I(OTf)}_2$  with adamantane and 1-fluoroadamantane. Both reactions generated adamantyl triflate but adamantane reaction gave  $p\text{-NO}_2\text{-C}_6\text{H}_4\text{-I}$  as side product whereas 1-fluoroadamantane reaction yielded  $p\text{-NO}_2\text{-C}_6\text{H}_4\text{-I(OTf)(F)}$ , which can be isolated and crystallographically characterized.

$p\text{-NO}_2\text{-C}_6\text{H}_4\text{-I(OTf)}_2$  was also found to perform 4-electron oxidations of cyclohexene derivatives (using 2 equivalents) to

Fig. 3 Crystal structure of  $p\text{-NO}_2\text{-C}_6\text{H}_4\text{-I(OTf)}_2$ .Scheme 10 (a) Si-H abstraction from  $\text{Et}_3\text{SiH}$ , (b) C-H abstraction from cycloheptatriene and (c) C-H and C-F abstraction from adamantane and 1-fluoroadamantane, respectively, using  $p\text{-NO}_2\text{-C}_6\text{H}_4\text{-I(OTf)}_2$ .



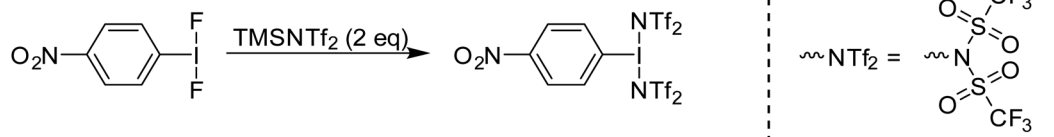
Scheme 11 Aromatization of cyclohexene derivatives using  $p\text{-NO}_2\text{-C}_6\text{H}_4\text{-I(OTf)}_2$ .

aromatic rings, rapidly at  $-94\text{ }^\circ\text{C}$  (Scheme 11). Other methods of doing such oxidations use Pd catalysts, with  $\text{O}_2$  as the oxidant and require elevated temperatures and extended times.<sup>40–43</sup>

Periana and co-workers recently reported the isolation of  $\text{C}_6\text{F}_5\text{-I(NTf}_2)_2$ , albeit without obtaining a crystal structure.<sup>39</sup> They found that at elevated temperatures and pressures this compound could effect the activation of simple  $\text{sp}^3\text{ C-H}$  bonds in ethane and methane generating the corresponding simple alkyl- $\text{NTf}_2$  compounds. Given the above discussion regarding misidentification of reactive  $\text{I(III)}$  species, we isolated  $p\text{-NO}_2\text{-C}_6\text{H}_4\text{-I(NTf}_2)_2$  *via* reaction of  $p\text{-NO}_2\text{-C}_6\text{H}_4\text{-IF}_2$  with 2 equivalents of  $\text{TMS-NTf}_2$  (Scheme 12). We were able to obtain X-ray quality crystals allowing for structure confirmation (Fig. 4).<sup>44</sup>

$\text{NTf}_2^-$  is less coordinating than  $\text{OTf}^-$  and in line with Radzhabov's work this suggests  $p\text{-NO}_2\text{-C}_6\text{H}_4\text{-I(NTf}_2)_2$  should be more oxidizing than  $p\text{-NO}_2\text{-C}_6\text{H}_4\text{-I(OTf)}_2$ , which was confirmed by experimental and theoretical studies. Consideration of even more weakly coordinating anions, using the work of Reed where experimental coordination capacity was determined *via*  $\text{R}_3\text{NH}^+\cdots\text{A}^-$  hydrogen bonding interactions, less coordinating anions such as  $\text{BF}_4^-$ ,  $\text{PF}_6^-$ ,  $\text{B(C}_6\text{F}_5)_4^-$  and carborane anions was carried out *via* theoretical calculations.<sup>45</sup> These studies indicated that the  $[\text{ArI}]^{2+}$  fragment abstracts fluorine from the previous 3 anions and for the more robust perfluorinated carborane anion, the theoretically predicted oxidative capacity is "off the charts". This led to the conclusion that  $\text{ArI(NTf}_2)_2$  is likely, although not certainly, the boundary for oxidative capacity of  $\text{ArIL}_2$ .

This begs the question of where the next frontier for increasing the oxidative capacity of organoiodine compounds



Scheme 12 Synthesis of  $p\text{-NO}_2\text{-C}_6\text{H}_4\text{-I(NTf}_2)_2$ .

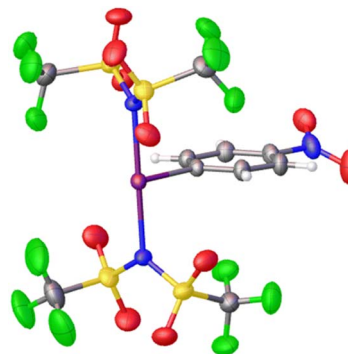


Fig. 4 Crystal structure of  $p\text{-NO}_2\text{-C}_6\text{H}_4\text{-I(NTf}_2)_2$ .

might be. The answer could be increasing the oxidation state to  $\text{I(v)}$ . Some recent entries in this area come from Zhdankin and Wengryniuk (Fig. 5). Zhdankin reported the synthesis and structural characterization of  $\text{I(v)}$  complex 2-iodoxybenzoic acid, which was stated to be the most powerful  $\text{I(v)}$  oxidant.<sup>46</sup> Zhdankin reported the  $\text{I(v)}$  derivatives of Weiss' reagent as  $\text{I=O}$  using bidentate N-ligands in 2002 and reactivity of these compounds has more recently been explored by Wengryniuk.<sup>47–49</sup> Both of these compounds were found to be effective for the oxidation of deactivated or unfunctionalized organic species. Interestingly, both feature phenyl rings without protection from EAS processes. This suggests there is potential scope for increasing the oxidative capacity of these species until decomposition *via* EAS ensues, and then protection of the ring by incorporating a deactivating group might be possible. These  $\text{I(v)}$  derivatives of Weiss' reagent have not yet been structurally characterized by X-ray diffraction.

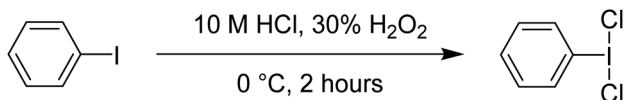
## Activation of $\text{PhICl}_2$

Phenyliodine dichloride ( $\text{PhICl}_2$ ) is one of the most commonly used hypervalent iodine reagents. It is a convenient chlorinating agent, acting as a replacement for  $\text{Cl}_2$  gas. A major advantage of  $\text{PhICl}_2$  is that it is an easily weighable solid, and thus can be delivered stoichiometrically for small scale applications which is difficult in case of gaseous  $\text{Cl}_2$ . For laboratory scale purposes  $\text{PhICl}_2$  also offers an improved safety profile over  $\text{Cl}_2$  gas.<sup>1,3,50</sup> Disadvantages include poor atom economy ( $\text{PhI}$  is the byproduct and usually discarded), and that  $\text{PhICl}_2$  is not commercially available as it is unstable at room temperature with respect to decomposition into  $\text{PhI}$  and  $\text{Cl}_2$ . It is also considered less reactive than  $\text{Cl}_2$ .





Fig. 5 Recently reported hypervalent I(V) compounds possessing high oxidative capacity.



Scheme 13 Synthesis of PhICl<sub>2</sub> via *in situ* generation of Cl<sub>2</sub>.

Synthesis is straightforward and can be done by reaction between PhI and Cl<sub>2</sub>, although this necessitates handling of Cl<sub>2</sub>. We find that the most straightforward method is the reaction of PhI, 30% H<sub>2</sub>O<sub>2</sub> and 10 M HCl, where PhICl<sub>2</sub> rapidly precipitates and can be easily isolated (Scheme 13). It can be stored at 4 °C as a solid for at least a year.<sup>51</sup>

Activation of PhICl<sub>2</sub> has been pursued *via* several methods, including both Lewis bases and Lewis acids.<sup>52–55</sup> We became interested in Lewis acid activation accidentally, in the pursuit of a [PhI]<sup>2+</sup>, prior to our realization such a cation was likely unattainable due to deleterious EAS processes as discussed in the previous section. We attempted this by Cl<sup>−</sup> abstraction from PhICl<sub>2</sub> using [Ag]<sub>2</sub>[B<sub>12</sub>Cl<sub>12</sub>]. The [B<sub>12</sub>Cl<sub>12</sub>]<sup>2−</sup> anion is a weakly coordinating anion related to the monoanionic carborane anions with similar robustness and coordinating properties, but is much more synthetically accessible.<sup>56</sup>

Reaction of PhICl<sub>2</sub> with [Ag]<sub>2</sub>[B<sub>12</sub>Cl<sub>12</sub>] in an attempt to generate [PhI]<sup>2+</sup> resulted instead in the generation of chlorinated iodobenzene (Scheme 14).<sup>57</sup> It was subsequently found that this transformation also occurs using catalytic amounts of [Ag]<sub>2</sub>[B<sub>12</sub>Cl<sub>12</sub>]. Iodobenzene is not chlorinated by Cl<sub>2</sub> in the absence of a strong Lewis acid catalyst, therefore it was rationalized that a more activated electrophilic chlorine source was in play and proposed to be transient [PhICl]<sup>+</sup>. A variety of arenes and other unsaturated molecules that do not react with PhICl<sub>2</sub> could be chlorinated using catalytic loadings of [Ag]<sub>2</sub>[B<sub>12</sub>Cl<sub>12</sub>].<sup>57</sup>

A major limitation is that nothing less activated than PhI can be used as a substrate, as in these cases chlorination of PhI is the dominant product. When pyridine was used as a substrate a complex mixture was obtained. Based on the proposed intermediate of [PhICl]<sup>+</sup>, which contains a vacant coordination state, we rationalized that nucleophilic pyridine was attacking this site, forming [PhI(Py)Cl]<sup>+</sup> and undergoing rapid decomposition from here. We had previously attempted to intentionally form this compound *via* reaction of PhICl<sub>2</sub> with TMS-OTf and pyridine as part of our efforts in the examination of coordination chemistry of such species, however this reaction also lead to complex mixtures of products. Interestingly, an examination of the literature revealed that this cation has been proposed as an intermediate in chlorinations, going back decades.<sup>58</sup> A series of more recent reports from the group of Murphy reported the activation of PhICl<sub>2</sub> with pyridines towards the chlorination of several diazo compounds, with [PhI(Py)Cl]<sup>+</sup> as the key activated intermediate (Scheme 15).<sup>54,59–62</sup>

We reacted PhICl<sub>2</sub> with pyridine in D-solvents and observed only a very slight shift for the <sup>1</sup>H resonances of the pyridine.<sup>51</sup> Dissolving PhICl<sub>2</sub> in neat pyridine resulted in decomposition at room temperature, however if the solution was held at −30 °C overnight crystal formation was observed (Fig. 6). X-ray diffraction studies of the crystals revealed them to be a weakly halogen bonded PhICl<sub>2</sub>⋯Pyr complex, with the pyridine trans to the I–C bond, completing a square planar geometry about iodine. The I–N contact was 275 pm, which can be compared with 222 pm for a strong bond in Weiss' reagent and 287 pm for a weaker bond in the diphenyliodonium(tetrafluoroborato)–pyridine complex.<sup>51,63</sup>

While pyridine does not activate PhICl<sub>2</sub> by the previously suggested method, there is clearly a catalytic activating effect. We chose to examine this *via* model electrophilic aromatic



Scheme 14 Mechanism of activation of PhICl<sub>2</sub> using [Ag]<sub>2</sub>[B<sub>12</sub>Cl<sub>12</sub>] toward chlorination of iodobenzene *via* a proposed Ar–I<sup>+</sup>–Cl intermediate.



Murphy *et al.*, 2013

Scheme 15 Mechanism proposed for activation of  $\text{PhICl}_2$  by pyridine *via* the highlighted intermediate to effect  $\alpha,\alpha$ -dichlorination of diazoacetates.

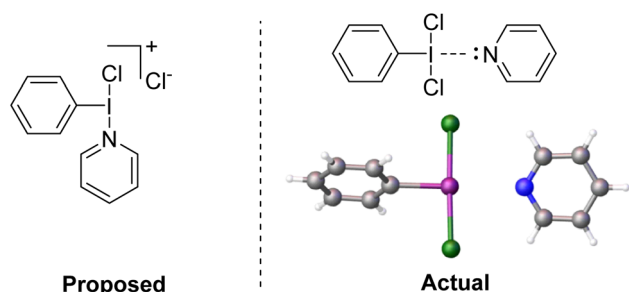
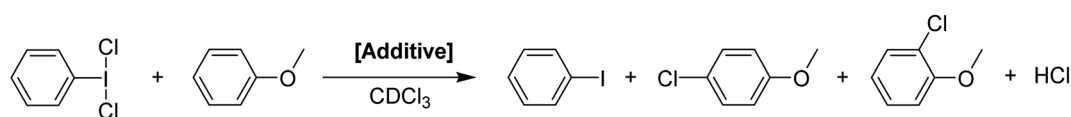


Fig. 6 (Left) Proposed structure of the active intermediate for interaction of  $\text{PhICl}_2$  and pyridine. (Right) Actual structure of the intermediate confirmed by X-ray diffraction.

chlorination reactions, using anisole as an initial model substrate (Scheme 16).<sup>64</sup>  $\text{PhICl}_2$  and anisole react slowly with only 2% conversion after 1 hour and ~20% conversion after 24 hours to PhI and 4-chloroanisole. Addition of 20 mol% pyridine effected a conversion of 77% after 1 hour. However this reaction generates a molar equivalent of HCl, which readily reacts with pyridine to generate pyridinium chloride, tying up the lone pair. Therefore catalysis should cease, which is not the case. It was then found that chloride is an even more effective catalyst for the reaction, able to effect excellent conversions using  $[\text{NBu}_4][\text{Cl}]$  with loadings under 1%. Chloride was found to also interact with the halogen bond accepting site trans to the C–I bond (Fig. 7).

Kinetic analysis using mesitylene as a substrate found the reaction to be first order in  $\text{PhICl}_2$  and  $[\text{NBu}_4][\text{Cl}]$ , but zero order in substrate.<sup>65</sup> It was also determined that substrates that do not react with  $\text{Cl}_2$  itself also don't react with  $\text{PhICl}_2$  under chloride catalysis. Finally,  $\text{Cl}_2$  could be observed as a product in the absence of substrate. Therefore, it appears that release of  $\text{Cl}_2$  by the halogen bonding substrate is the reaction mechanism. For chloride we were unable to find a pathway using theoretical methods with energies consistent with experimental conditions. Ariafard and co-workers performed a theoretical study examining the pyridine catalysed reaction reported by Murphy on the chlorination of diazo compounds and also found that  $\text{Cl}_2$  release and then reaction with substrate is the likely pathway.<sup>66</sup> These studies debunk one common notion about  $\text{PhICl}_2$ , that it is less reactive than  $\text{Cl}_2$ . While for these classes of reactions  $\text{Cl}_2$  is kinetically faster than  $\text{PhICl}_2$ , thermodynamically any aryl chlorination that  $\text{Cl}_2$  can perform,  $\text{PhICl}_2$  can also achieve. We could not find a theoretical study on the mechanism of the reaction of PhI with  $\text{Cl}_2$  to give  $\text{PhICl}_2$ , or the reverse reaction, the well-known tendency for  $\text{PhICl}_2$  to decompose into PhI and  $\text{Cl}_2$  in the literature. We have been attempting to find an energetically sensible transition state *in silico* for reactions in both directions for years without success and are aware of other computational groups also having worked on the problem with equal frustration. The nature of the transition state for this seemingly simple reaction remains an open question.



[Additive]	mol %	Anisole	<i>p</i> -Cl-anisole	<i>o</i> -Cl-anisole
None	-	98	1	1
Pyridine	20	22	74	5
Pyridine.HCl	20	7	85	6
$[\text{NBu}_4][\text{Cl}]$	5	13	81	6

Scheme 16 Activation of  $\text{PhICl}_2$  toward chlorination of anisole using various Lewis base additives, and the resulting conversion ratios at reaction time,  $t = 1$  hour.





Fig. 7 Interaction of  $\text{PhICl}_2$  and  $\text{Cl}^-$  in the solid state confirmed by X-ray diffraction.

Having established that nucleophilic activation of  $\text{PhICl}_2$  is effective but a kinetic effect, we sought to revisit a thermodynamic activation of  $\text{PhICl}_2$ . We had achieved this with  $\text{Ag}^+$  abstraction of chloride from  $\text{PhICl}_2$  but found a limiting factor for aryl substrates was self-electrophilic chlorination and no substrate less activated than  $\text{PhI}$  could be used. However as discussed previously in the pursuit of  $\text{ArI}(\text{OTf})_2$  it was found incorporation of a nitro group shuts down self-electrophilic

substitution reactions, which inspired us to explore the activation of  $p\text{-NO}_2\text{-C}_6\text{H}_4\text{-ICl}_2$ .<sup>67</sup> This compound, as well as  $-\text{CF}_3$  substituted derivatives have been reported to be effective chlorinating agents, without formal activation explored.<sup>68–70</sup>

We envisioned that  $p\text{-NO}_2\text{-C}_6\text{H}_4\text{-I}(\text{OTf})(\text{Cl})$  (Fig. 8) would be a stronger chlorinating agent due to increased electrophilicity. In 2019, Nagib reported that the mixed species  $\text{PhI}(\text{OAc})(\text{Cl})$  is an effective selective chlorinating agent for moderately activated arenes.<sup>71</sup> Evans was able to observe this species in 1997 by NMR spectroscopy.<sup>72</sup> In 2009 Lupton used the compound as a chlorinating agent for alkenes.<sup>73</sup> This species can be synthesized *via* a number of methods from commercially available  $\text{PhI}(\text{OAc})_2$ , including reaction with  $\text{HCl}$ ,  $\text{TMS-Cl}$  disproportionation with  $\text{PhICl}_2$  and chloride salts.

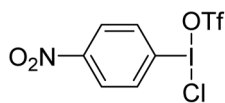
We generated the mixed species  $p\text{-NO}_2\text{-C}_6\text{H}_4\text{-I}(\text{OTf})(\text{Cl})$  by reaction of  $p\text{-NO}_2\text{-C}_6\text{H}_4\text{-ICl}_2$  with  $\text{NO}_2\text{-C}_6\text{H}_4\text{-I}(\text{OTf})_2$ , which could be isolated and crystallographically characterized and was found to contain the shortest I–Cl bond reported to date at 236 pm, which can be compared to 253 pm in  $\text{PhICl}_2$  (Fig. 9(a)).<sup>74</sup> Calculations showed the chlorine atom in  $p\text{-NO}_2\text{-C}_6\text{H}_4\text{-I}(\text{OTf})(\text{Cl})$

Evans *et al*, 1997,  
Lupton *et al*, 2009,  
Nagib *et al*, 2019



*in situ*

Dutton *et al*, 2023



Isolated

Fig. 8 Asymmetric hypervalent  $\text{I}(\text{III})$  compounds.

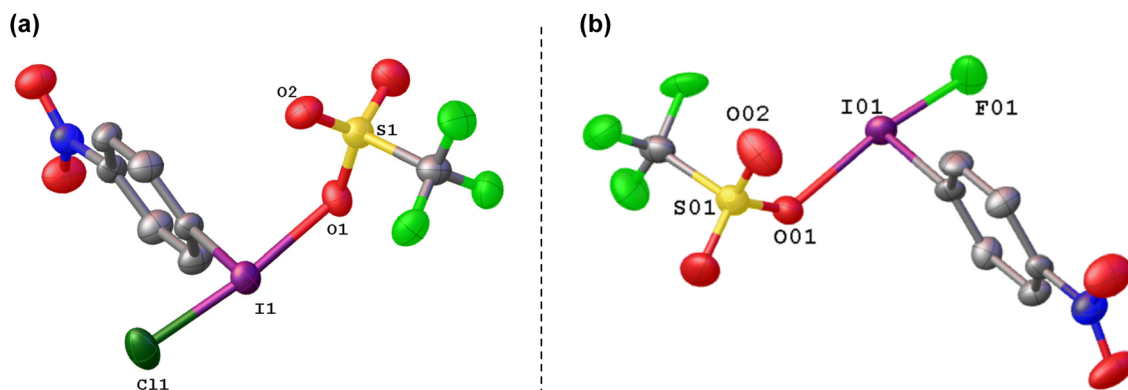
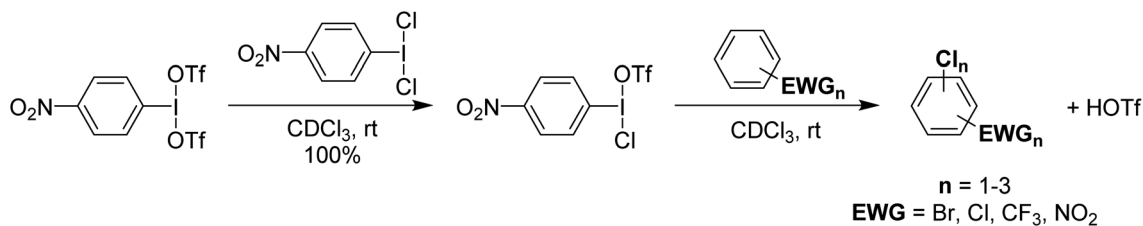


Fig. 9 Crystal structures of (a)  $p\text{-NO}_2\text{-C}_6\text{H}_4\text{-I}(\text{OTf})(\text{Cl})$ , and (b)  $p\text{-NO}_2\text{-C}_6\text{H}_4\text{-I}(\text{OTf})(\text{F})$ .





**Scheme 17** Synthesis of  $p\text{-NO}_2\text{-C}_6\text{H}_4\text{-I(OTf)(Cl)}$  and its subsequent use in electrophilic chlorination of deactivated aromatics, yielding up to two chlorinations in some species.

$\text{I(OTf)(Cl)}$  to have an NPA charge of  $-0.38$  compared to  $-0.49$  in  $p\text{-NO}_2\text{-C}_6\text{H}_4\text{-ICl}_2$ , suggestive of a more electrophilic chlorine.

It was found that  $p\text{-NO}_2\text{-C}_6\text{H}_4\text{-I(OTf)(Cl)}$  could be used for the chlorination of a variety of deactivated aryl substrates that are inert towards  $\text{PhICl}_2$  and  $\text{Cl}_2$  (Scheme 17). These reactions also produce  $\text{HOTf}$  as a product and since  $p\text{-NO}_2\text{-C}_6\text{H}_4\text{-I(OTf)(Cl)}$  can be generated from  $\text{HOTf}$  and  $p\text{-NO}_2\text{-C}_6\text{H}_4\text{-ICl}_2$  can be generated from  $p\text{-NO}_2\text{-C}_6\text{H}_4\text{-I}$  using  $\text{Cl}_2$ , it was rationalized that the system could be used with catalytic loadings of  $p\text{-NO}_2\text{-C}_6\text{H}_4\text{-I}$  and  $\text{Cl}_2$  as the chlorine source. This was found to be effective with catalytic loadings lower than 1% of  $p\text{-NO}_2\text{-C}_6\text{H}_4\text{-I}$  and  $\text{HOTf}$ . This is potentially a significant advance as the cost of organoiodine is an issue for larger scale use.

## Activation of $\text{ArIF}_2$

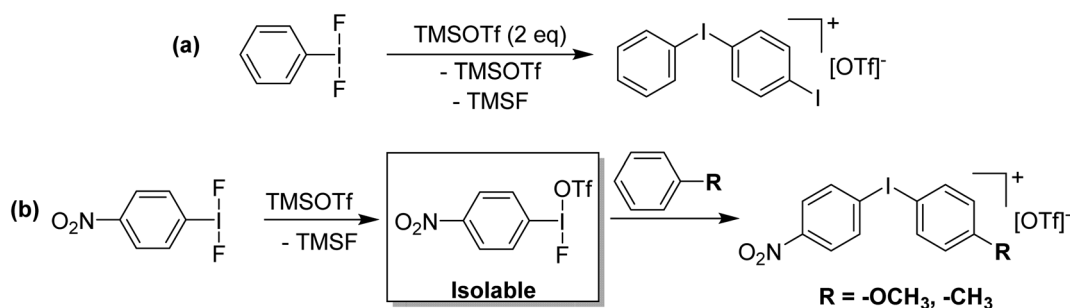
Attempting to activate  $\text{ArIF}_2$  for fluorinations in the same manner gives a vastly different result. Stang and co-workers invoked  $\text{PhI(OTf)(F)}$  as a low temperature intermediate in the reaction of  $\text{PhI}$  with  $\text{Xe(OTf)(F)}$  and found it to be an efficient source of  $[\text{PhI}]^+$ .<sup>37</sup> The proposed  $\text{PhI(OTf)(F)}$  could not be isolated nor observed. In our efforts to generate  $\text{PhI(OTf)}_2$  from  $\text{PhIF}_2$  with  $\text{TMS-OTf}$ , we also found iodonium salt formation and incomplete consumption of  $\text{TMS-OTf}$  as well as generation of  $\text{TMS-F}$ , suggesting that  $\text{PhI(OTf)(F)}$  reacts with itself.<sup>36</sup> However, reaction of  $p\text{-NO}_2\text{-C}_6\text{H}_4\text{-IF}_2$  with one equivalent of  $\text{TMS-OTf}$  was a clean reaction and gave  $p\text{-NO}_2\text{-C}_6\text{H}_4\text{-I(OTf)(F)}$  which could be observed in solution, isolated and crystallographically characterized (Fig. 9), highlighting the effectiveness of  $-p\text{-NO}_2$  substitution in stabilizing electron deficient aryl

organoiodine compounds (Scheme 18).<sup>74</sup> Reaction with anisole and toluene, with a target of C-H to C-F aryl fluorination did not result in fluorination, but rather formation of  $[\text{Ar-I-Ar}]^+$  iodonium cations. The differing reactivity from  $p\text{-NO}_2\text{-C}_6\text{H}_4\text{-I(OTf)(Cl)}$  was explored theoretically and it was found that the partial NPA positive charge on iodine is much higher in  $p\text{-NO}_2\text{-C}_6\text{H}_4\text{-I(OTf)(F)}$  than  $p\text{-NO}_2\text{-C}_6\text{H}_4\text{-I(OTf)(Cl)}$ , with a corresponding more negative charge on the fluoride as compared to the chloride. Ergo  $p\text{-NO}_2\text{-C}_6\text{H}_4\text{-I(OTf)(Cl)}$  is a source of electrophilic  $\text{Cl}$ , while  $p\text{-NO}_2\text{-C}_6\text{H}_4\text{-I(OTf)(F)}$  acts as a source of electrophilic  $[p\text{-NO}_2\text{-C}_6\text{H}_4\text{-I}]^+$ .

The current effective methods of activating  $\text{ArIF}_2$  for fluorination reactions is *via* either  $\text{BF}_3$  or Brønsted acid activation. These methods have been reported for a variety of transformations including  $\alpha,\alpha$ -difluorination of diazoacetate derivatives, cyclisation of allenes, selective fluorination of  $\beta$ -keto esters, geminal difluorination of diazo arenes and selective dearomatization of phenols.<sup>75-84</sup> In both cases the proposed method of activation is interaction of  $\text{BF}_3$  or the A-H with a fluorine atom along the F-I-F bond axis, without formal extraction, which allows for the other I-F to become activated, without rendering the iodine sufficiently electrophilic to result in iodonium cation formation as a competing pathway.

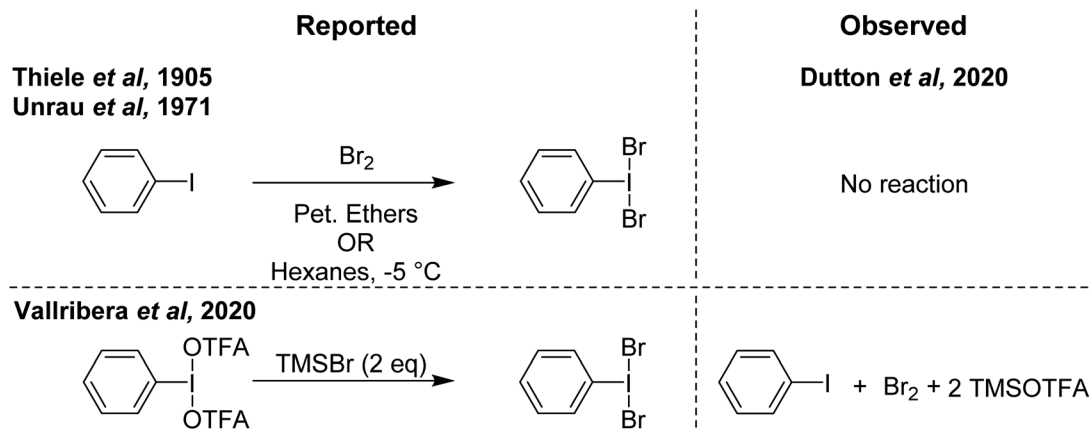
## Does electrophilic bromine as I-Br exist?

In contrast to  $\text{PhIF}_2$  and  $\text{PhICl}_2$ , the literature on  $\text{PhIBr}_2$  as a brominating agent is limited, likely attributed to the relatively higher stability of bromine ( $\text{Br}_2$ ) and weak I-Br bond strength,

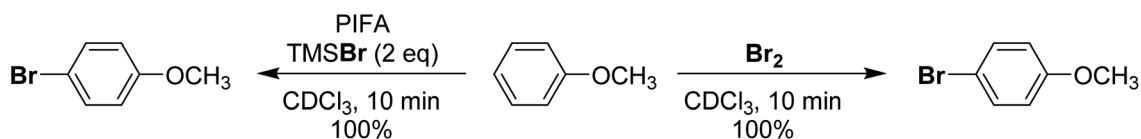


**Scheme 18** (a) Reaction of  $\text{PhIF}_2$  with  $\text{TMSOTf}$  (2 eq.) generating the corresponding diaryliodonium triflate salt. (b) Synthesis of  $p\text{-NO}_2\text{-C}_6\text{H}_4\text{-I(OTf)(F)}$  *via* reaction of  $p\text{-NO}_2\text{-C}_6\text{H}_4\text{-IF}_2$  with  $\text{TMSOTf}$  and subsequent reaction with activated arenes to give corresponding diaryliodonium triflate salts.





Scheme 19 Reported syntheses of PhIBr<sub>2</sub> (left) and observed results on attempted replication (right).



Scheme 20 Comparison of bromination of anisole using PhI(OTFA)<sub>2</sub> + TMSBr (2 eq.) or Br<sub>2</sub> as brominating agents.

which favours PhI and Br<sub>2</sub> over PhIBr<sub>2</sub>. Nonetheless there have been several reports dating back over 100 years and with new reports still coming out describing PhIBr<sub>2</sub> and its use as a brominating agent.

The earliest documentation of synthesis of PhIBr<sub>2</sub> dates back a century ago, where its generation was purported through the reaction of PhI with Br<sub>2</sub> in petroleum ethers.<sup>85</sup> This reaction produced a solid compound under low-temperature conditions. Another report from 1905 involves the synthesis of PhIBr<sub>2</sub> by reacting PhI with Br<sub>2</sub> in hexanes at a temperature of  $-5\text{ }^{\circ}\text{C}$  (Scheme 19).<sup>86</sup> This methodology has persisted as a reference point for various bromination reactions targeting specific substrates.<sup>87,88</sup>

More recently in 2020, Cossío and Vallribera proposed an *in situ* generation of PhIBr<sub>2</sub> through the reaction of PhI(OTFA)<sub>2</sub> and TMSBr (Scheme 19).<sup>89</sup> This freshly formed PhIBr<sub>2</sub> was subsequently employed in the bromination of various aryl substrates, with reactions occurring for activated substrates over the course of hours. We had long been interested in using PhIBr<sub>2</sub> and this appeared to be a good route to the molecule, however we found that the reaction of PhI(OTFA)<sub>2</sub> and 2 equivalents of TMS-Br resulted in immediate generation of Br<sub>2</sub> and PhI.<sup>90</sup> No spectroscopic evidence was found for detectable amounts of a species consistent with PhIBr<sub>2</sub>. Evans had previously reported that while PhI(OAc)(Cl) can be observed, reaction of PhI(OAc)<sub>2</sub> and TMS-Br resulted in immediate formation of Br<sub>2</sub>.<sup>72,91</sup> Further, it was found that Br<sub>2</sub> is capable of performing the reported aryl brominations attributed to PhIBr<sub>2</sub> on the timeline of minutes rather than hours (Scheme 20).

Computational studies showed that Br<sub>2</sub> and PhI lie far below PhIBr<sub>2</sub> in energy, and no feasible pathway between PhIBr<sub>2</sub> and

PhI/Br<sub>2</sub> could be modelled. Another 2020 paper described the detection of PhIBr<sub>2</sub>, synthesized from PhI(OAc)<sub>2</sub> and [NBu<sub>4</sub>][Br] as an [ONa]<sup>-</sup> adduct by mass spectrometry.<sup>92</sup> The origin of the [ONa]<sup>-</sup> fragment notwithstanding, examination of their data and repeating the work showed the proposed signal to be one mass unit too light for [PhIBr<sub>2</sub>-ONa]<sup>-</sup>, with the lightest isotope at 400 rather than 401 mass units. The isotope pattern also did not exactly match what would be expected. The mass and isotope pattern however did exactly match [NBu<sub>4</sub>Br<sub>2</sub>]<sup>-</sup> and repeating the work with tetra *n*-hexyl ammonium [N(C<sub>6</sub>H<sub>13</sub>)<sub>4</sub>][Br] confirmed such a cluster was indeed what was being observed. Based on our findings, we do not believe PhIBr<sub>2</sub> can be observed, although we cannot rule out its existence as a short lived intermediate. However, we suggest that a mixture of PhI(OTFA)<sub>2</sub> or PhI(OAc)<sub>2</sub> and 2 equivalents of TMS-Br could serve as a practical source of Br<sub>2</sub> in scenarios where handling liquid Br<sub>2</sub> is undesirable, or for the generation of very small amounts of Br<sub>2</sub>.

This invites the question, does I-Br as an electrophilic brominating agent exist? IBr is a well-known interhalogen

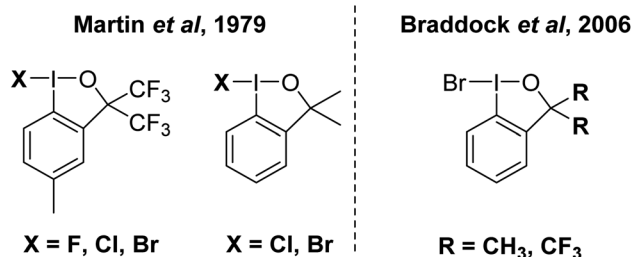


Fig. 10 Reported examples of organoiodanes containing an I-Br bond.





Scheme 21 Activation of Br<sub>2</sub> and Br<sup>-</sup> via I(III) resulting in delivery of two equivalents of Br to an electron-poor substrate.

compound, but acts as a source of electrophilic [I]<sup>+</sup>.<sup>93</sup> A class of organo I(III) compound that contains an I–Br bond is well established in the bromiodinanes shown in Fig. 10.<sup>94</sup> These were first reported in the 1979 and structurally characterized by X-ray crystallography in 2006 by Braddock and co-workers.<sup>94,95</sup> The I–Br bonds range from 259 to 269 pm in the compounds. They were found to be competent brominating agents, albeit sluggish, with highly activated anisole requiring 15 hours at room temperature for full conversion to 4-bromoanisole. At the current time, we believe that this is the closest example for a bonified, although weak, system containing an I–Br bond for electrophilic bromination.

For a method using I(III) in the rapid bromination of deactivated arenes we recently found that *p*-NO<sub>2</sub>-C<sub>6</sub>H<sub>4</sub>-IL<sub>2</sub> systems, where L is triflate or trifluoroacetate in concert with Br<sub>2</sub> enables the bromination of unreactive species including –CF<sub>3</sub> and –*p*-NO<sub>2</sub> substituted arenes (Scheme 21).<sup>96</sup> The active intermediate is unknown at present but appears to arise from Lewis acidic activation of Br<sub>2</sub> by I(III) and then reoxidation of the HBr by-product by I(III), which is supported by the bromination of 2 equivalents of substrate per Br<sub>2</sub> and I(III) equivalent, achieving full consumption of the bromine. The advantage is brominations of deactivated arenes can be carried out rapidly at room temperature in organic solvent, whereas other methods for deactivated species require harsh media such as H<sub>2</sub>SO<sub>4</sub> solvent.<sup>97,98</sup> The disadvantage of the method is relatively poor selectivity, with most substrates being brominated at multiple sites.

## Conclusions

A decade of work on ArIL<sub>2</sub>, from the perspective of inorganic coordination chemistry has taught us two main lessons, that we hope are also useful for the wider community. The foremost is that it is easy to misidentify hypervalent iodine compounds. Such misidentification does not always affect the organic

transformations the iodine is being used for, but not knowing what species one is using is not ideal. Unfortunately, there is no good spectroscopic handle for what is happening at iodine. This often leads to confusion, as observed NMR spectra can be consistent with both actual and purported (but incorrect) compounds. In the absence of an X-ray structure very careful examination of NMR data is needed to avoid misidentification. In our experience, we have found that ArIL<sub>2</sub> species, even cationic ones, are not amenable to interrogation by mass spectrometry, with the intact molecule very rarely surviving the mass spectrometry experiment. Additionally, a useful feature of mass spectrometry, characteristic isotope patterns, is not available as there is only one naturally occurring isotope of iodine (<sup>127</sup>I).

The second lesson is that the Achilles Heel for isolation of increasingly electron poor ArIL<sub>2</sub> compounds is decomposition *via* EAS to give [Ar–I–Ar]<sup>+</sup> iodonium cations. This can however be suppressed very effectively by the incorporation of deactivating electron withdrawing groups onto the aryl ring.

## Author contributions

All authors were involved in the conceptual design and writing of the review. Tania and M. Sceney generated all of the figures.

## Conflicts of interest

There are no conflicts to declare.

## References

- 1 A. Yoshimura and V. V. Zhdankin, *Chem. Rev.*, 2016, **116**, 3328–3435.
- 2 V. V. Zhdankin, *Hypervalent Iodine Chemistry: Preparation, Structure, and Synthetic Applications of Polyvalent Iodine Compounds*, John Wiley & Sons, 2013.



- 3 F. C. Sousa e Silva, A. F. Tierno and S. E. Wengryniuk, *Molecules*, 2017, **22**, 780.
- 4 J. Charpentier, N. Fruh and A. Togni, *Chem. Rev.*, 2015, **115**, 650–682.
- 5 C. A. Montgomery and G. K. Murphy, *Beilstein J. Org. Chem.*, 2023, **19**, 1171–1190.
- 6 M. R. Radzhabov, A. B. Sheremetev and T. S. Pivina, *New J. Chem.*, 2020, **44**, 7051–7057.
- 7 R. Weiss and J. Seubert, *Angew. Chem., Int. Ed.*, 1994, **33**, 891–893.
- 8 V. V. Zhdankin, O. Maydanovych, J. Herschbach, J. Bruno, E. D. Matveeva and N. S. Zefirov, *Tetrahedron Lett.*, 2002, **43**, 2359–2361.
- 9 V. V. Zhdankin, O. Maydanovych, J. Herschbach, J. Bruno, E. D. Matveeva and N. S. Zefirov, *J. Org. Chem.*, 2003, **68**, 1018–1023.
- 10 B. Hoblos and S. E. Wengryniuk, *Org. Synth.*, 2021, **98**, 391–406.
- 11 A. Vazquez-Lopez, J. E. Allen and S. E. Wengryniuk, *Adv. Synth. Catal.*, 2023, **365**, 2697–2702.
- 12 T. P. Pell, S. A. Couchman, S. Ibrahim, D. J. D. Wilson, B. J. Smith, P. J. Barnard and J. L. Dutton, *Inorg. Chem.*, 2012, **51**, 13034–13040.
- 13 E. Lee, A. S. Kamlet, D. C. Powers, C. N. Neumann, G. B. Boursalian, T. Furuya, D. C. Choi, J. M. Hooker and T. Ritter, *Science*, 2011, **334**, 639–642.
- 14 R. Corbo, D. C. Georgiou, D. J. D. Wilson and J. L. Dutton, *Inorg. Chem.*, 2014, **53**, 1690–1698.
- 15 R. Corbo, T. P. Pell, B. D. Stringer, C. F. Hogan, D. J. D. Wilson, P. J. Barnard and J. L. Dutton, *J. Am. Chem. Soc.*, 2014, **136**, 12415–12421.
- 16 F. Kniep, S. M. Walter, E. Herdtweck and S. M. Huber, *Chem.–Eur. J.*, 2012, **18**, 1306–1310.
- 17 B. T. Kelley, J. C. Walters and S. E. Wengryniuk, *Org. Lett.*, 2016, **18**, 1896–1899.
- 18 M. Mikhael, S. A. Adler and S. E. Wengryniuk, *Org. Lett.*, 2019, **21**, 5889–5893.
- 19 E. I. Carrera, T. M. McCormick, M. J. Kapp, A. J. Lough and D. S. Seferos, *Inorg. Chem.*, 2013, **52**, 13779–13790.
- 20 E. I. Carrera and D. S. Seferos, *Dalton Trans.*, 2015, **44**, 2092–2096.
- 21 S. Ye, V. Lotocki, H. Xu and D. S. Seferos, *Chem. Soc. Rev.*, 2022, **51**, 6442–6474.
- 22 A. Aprile, K. J. Iversen, D. J. D. Wilson and J. L. Dutton, *Inorg. Chem.*, 2015, **54**, 4934–4939.
- 23 N. S. Zefirov, S. O. Safronov, A. A. Kaznacheev and V. V. Zhdankin, *Org. Chem.*, 1989, **25**, 1807–1808.
- 24 T. Wirth and U. Farid, *Angew. Chem., Int. Ed.*, 2012, **51**, 3462–3465.
- 25 K. E. Lutz and R. J. Thomson, *Angew. Chem., Int. Ed.*, 2011, **50**, 4437–4440.
- 26 J. Tian, F. Luo, Q. Zhang, Y. Liang, D. Li, Y. Zhan, L. Kong, Z. Wang and B. Peng, *J. Am. Chem. Soc.*, 2020, **142**, 6884–6890.
- 27 S. Izquierdo, S. Essafi, I. Del Rosal, P. Vidossich, R. Pleixats, A. Vallribera, G. Ujaque, A. Lledos and A. Shafir, *J. Am. Chem. Soc.*, 2016, **138**, 12747–12750.
- 28 A. Bakro, L. Sharp-Bucknall, T. B. Poynder, J. K. Clegg, D. J. D. Wilson and J. L. Dutton, *Chem. Commun.*, 2021, **57**, 12163–12166.
- 29 K. Kiyokawa, K. Takemoto, S. Yahata, T. Kojima and S. Minakata, *Synthesis*, 2017, **49**, 2907–2912.
- 30 J. Tian, F. Luo, C. Zhang, X. Huang, Y. Zhang, L. Zhang, L. Kong, X. Hu, Z. Wang and B. Peng, *Angew. Chem., Int. Ed.*, 2018, **57**, 9078–9082.
- 31 B. L. Tóth, F. Béke, O. Egyed, A. Bényei, A. Stirling and Z. Novák, *ACS Omega*, 2019, **4**, 9188–9197.
- 32 X. Huang, Y. Zhang, C. Zhang, L. Zhang, Y. Xu, L. Kong, Z. Wang and B. Peng, *Angew. Chem., Int. Ed.*, 2019, **58**, 5956–5961.
- 33 X. Shao, X. Wang, T. Yang, L. Lu and Q. Shen, *Angew. Chem., Int. Ed.*, 2013, **52**, 3457–3460.
- 34 E. V. Vinogradova, P. Müller and S. L. Buchwald, *Angew. Chem., Int. Ed.*, 2014, **53**, 3125–3128.
- 35 Tania, S. D. Houston, L. Sharp-Bucknall, T. B. Poynder, M. Albayer and J. L. Dutton, *Chem.–Eur. J.*, 2020, **26**, 15863–15866.
- 36 L. Sharp-Bucknall, Tania and J. L. Dutton, *Angew. Chem., Int. Ed.*, 2022, **61**, e202212380.
- 37 T. M. Kasumov, N. S. Pirgulyev, V. K. Brel, Y. K. Grishin, N. S. Zefirov and P. J. Stang, *Tetrahedron*, 1997, **53**, 13139–13148.
- 38 Tania, M. Sceney, L. Barwise, J. Bennetts, K. F. White and J. L. Dutton, *Dalton Trans.*, 2023, **52**, 15866–15870.
- 39 N. Gunsalus, A. Koppaka, S. S. Chen, S. H. Park, B. G. Hashiguchi, D. H. Ess and R. A. Periana, *Organometallics*, 2023, **42**, 1505–1512.
- 40 B. M. Trost and P. J. Metzner, *J. Am. Chem. Soc.*, 1980, **102**, 3572–3577.
- 41 T. J. Williams, A. J. Caffyn, N. Hazari, P. F. Oblad, J. A. Labinger and J. E. Bercaw, *J. Am. Chem. Soc.*, 2008, **130**, 2418–2419.
- 42 S. R. Kandukuri and M. Oestreich, *J. Org. Chem.*, 2012, **77**, 8750–8755.
- 43 A. V. Iosub and S. S. Stahl, *J. Am. Chem. Soc.*, 2015, **137**, 3454–3457.
- 44 L. Barwise, J. Bennetts, K. F. White and J. L. Dutton, *Chem. Commun.*, 2023, **59**, 13340–13343.
- 45 C. A. Reed, *Acc. Chem. Res.*, 2010, **43**, 121–128.
- 46 M. S. Yusubov, N. S. Soldatova, P. S. Postnikov, R. R. Valiev, A. Yoshimura, T. Wirth, V. N. Nemykin and V. V. Zhdankin, *Chem. Commun.*, 2019, **55**, 7760–7763.
- 47 V. V. Zhdankin, A. Y. Kuposov and N. V. Yashin, *Tetrahedron Lett.*, 2002, **43**, 5735–5737.
- 48 X. Xiao, N. S. Greenwood and S. E. Wengryniuk, *Angew. Chem., Int. Ed.*, 2019, **58**, 16181–16187.
- 49 X. Xiao, J. M. Roth, N. S. Greenwood, M. K. Velopolcek, J. Aguirre, M. Jalali, A. Ariafard and S. E. Wengryniuk, *J. Org. Chem.*, 2021, **86**, 6566–6576.
- 50 V. V. Zhdankin and P. J. Stang, *Chem. Rev.*, 2008, **108**, 5299–5358.
- 51 T. B. Poynder, A. I. C. Orué, Tania, L. Sharp-Bucknall, M. T. Flynn, D. J. D. Wilson, K. S. A. Arachchige,



- J. K. Clegg and J. L. Dutton, *Chem. Commun.*, 2021, **57**, 4970–4973.
- 52 J. Wicha, A. Zarecki and M. Kocór, *Tetrahedron Lett.*, 1973, **14**, 3635–3638.
- 53 K. B. Wiberg, W. E. Pratt and M. G. Maturro, *J. Org. Chem.*, 1982, **47**, 2720–2722.
- 54 J. Tao, R. Tran and G. K. Murphy, *J. Am. Chem. Soc.*, 2013, **135**, 16312–16315.
- 55 M. S. Carle, G. K. Shimokura and G. K. Murphy, *Eur. J. Org. Chem.*, 2016, **2016**, 3930–3933.
- 56 V. Geis, K. Guttsche, C. Knapp, H. Scherer and R. Uzun, *Dalton Trans.*, 2009, 2687–2694.
- 57 T. B. Poynder, S. D. Houston and J. L. Dutton, *Chem.–Eur. J.*, 2021, **2021**, 2788–2791.
- 58 A. Varvoglis, *The Organic Chemistry of Polycoordinated Iodine*, Wiley VCH, 1992.
- 59 G. K. Murphy, F. Z. Abbas and A. V. Poulton, *Adv. Synth. Catal.*, 2014, **356**, 2919–2923.
- 60 K. E. Coffey, R. Moreira, F. Z. Abbas and G. K. Murphy, *Org. Biomol. Chem.*, 2015, **13**, 682–685.
- 61 K. E. Coffey and G. K. Murphy, *Synlett*, 2015, **26**, 1003–1007.
- 62 Z. Zhao, K. G. Kulkarni and G. K. Murphy, *Adv. Synth. Catal.*, 2017, **359**, 2222–2228.
- 63 M. Ochiai, T. Suefujii, M. Shiro and K. Yamaguchi, *Heterocycles*, 2006, **67**, 391.
- 64 Tania, T. B. Poynder, A. Kaur, L. Barwise, S. D. Houston, A. J. Nair, J. K. Clegg, D. J. D. Wilson and J. L. Dutton, *Dalton Trans.*, 2021, **50**, 11986–11991.
- 65 B. A. Davis, Tania and J. L. Dutton, *Dalton Trans.*, 2022, **51**, 12384–12388.
- 66 K. Farshadfar and A. Ariafard, *Chem. Commun.*, 2021, **57**, 9108–9111.
- 67 X.-F. Zhao and C. Zhang, *Synthesis*, 2007, 551–557.
- 68 J. Tao and G. K. Murphy, *Synthesis*, 2019, **51**, 3055–3059.
- 69 J. C. Sarie, J. Neufeld, C. G. Daniliuc and R. Gilmour, *Synthesis*, 2019, **51**, 4408–4416.
- 70 P. F. Dai and H. Xu, *Eur. J. Org. Chem.*, 2022, e202200779.
- 71 S. C. Fosu, C. M. Hambira, A. D. Chen, J. R. Fuchs and D. A. Nagib, *Chem*, 2019, **5**, 417–428.
- 72 P. A. Evans and T. A. Brandt, *J. Org. Chem.*, 1997, **62**, 5321–5326.
- 73 M. Ngatimin, C. J. Gartshore, J. P. Kindler, S. Naidu and D. W. Lupton, *Tetrahedron Lett.*, 2009, **50**, 6008–6011.
- 74 L. Sharp-Bucknall, M. Sceney, K. F. White and J. L. Dutton, *Dalton Trans.*, 2023, **52**, 3358–3370.
- 75 N. Zefirov, A. Koz'min, T. Kasumov, K. Potekhin, V. Sorokin, V. Brel, E. Abramkin, Y. T. Struchkov, V. Zhdankin and P. Stang, *J. Org. Chem.*, 1992, **57**, 2433–2437.
- 76 N. Yoneda, *J. Fluorine Chem.*, 2004, **125**, 7–17.
- 77 M. Ochiai, M. Hirobe, A. Yoshimura, Y. Nishi, K. Miyamoto and M. Shiro, *Org. Lett.*, 2007, **9**, 3335–3338.
- 78 E. Emer, J. Twilton, M. Tredwell, S. Calderwood, T. L. Collier, B. Liegault, M. Taillefer and V. Gouverneur, *Org. Lett.*, 2014, **16**, 6004–6007.
- 79 G. S. Sinclair, R. Tran, J. Tao, W. S. Hopkins and G. K. Murphy, *Eur. J. Org. Chem.*, 2016, **2016**, 4603–4606.
- 80 I. n. G. Molnár, C. Thiehoff, M. C. Holland and R. Gilmour, *ACS Catal.*, 2016, **6**, 7167–7173.
- 81 F. Scheidt, M. Schäfer, J. Sarie, C. Daniliuc, J. Molloy and R. Gilmour, *Angew. Chem., Int. Ed.*, 2018, **57**, 16431–16435.
- 82 J. Häfliger, O. O. Sokolova, M. Lenz, C. G. Daniliuc and R. Gilmour, *Angew. Chem., Int. Ed.*, 2022, **61**, e202205277.
- 83 T. Stünkel, K. Siebold, D. Okumatsu, K. Murata, L. Ruyet, C. G. Daniliuc and R. Gilmour, *Chem. Sci.*, 2023, **14**, 13574–13580.
- 84 Y. J. Yu, M. Schäfer, C. G. Daniliuc and R. Gilmour, *Angew. Chem., Int. Ed.*, 2023, **62**, e202214906.
- 85 J. Thiele and W. Peter, *Chem. Ber.*, 1905, **38**, 2842–2846.
- 86 M. Fryberg, A. Oehlschlager and A. Unrau, *Tetrahedron*, 1971, **27**, 1261–1274.
- 87 J. G. Cui, L. M. Zeng, J. Y. Su and W. G. Lu, *Steroids*, 2001, **66**, 33–38.
- 88 J. G. Cui, C. W. Lin, L. M. Zeng and J. Y. Su, *Steroids*, 2002, **67**, 1015–1019.
- 89 A. Granados, A. Shafir, A. Arrieta, F. P. Cossío and A. Vallribera, *J. Org. Chem.*, 2020, **85**, 2142–2150.
- 90 Tania, A. Molino, L. Sharp-Bucknall, D. J. D. Wilson and J. L. Dutton, *Org. Biomol. Chem.*, 2022, **20**, 8454–8460.
- 91 P. A. Evans and T. A. Brandt, *Tetrahedron Lett.*, 1996, **37**, 6443–6446.
- 92 A. Watanabe, K. Koyamada, K. Miyamoto, J. Kanazawa and M. Uchiyama, *Org. Process Res. Dev.*, 2020, **24**, 1328–1334.
- 93 S. Yannacone, V. Oliveira, N. Verma and E. Kraka, *Inorganics*, 2019, **7**, 47.
- 94 D. C. Braddock, G. Cansell, S. A. Hermitage and A. J. White, *Chem. Commun.*, 2006, 1442–1444.
- 95 R. L. Amey and J. C. Martin, *J. Org. Chem.*, 1979, **44**, 1779–1784.
- 96 L. Sharp-Bucknall, Tania, M. Sceney, L. Barwise and J. L. Dutton, *Dalton Trans.*, 2023, **52**, 16472–16479.
- 97 K. Rajesh, M. Somasundaram, R. Saiganesh and K. Balasubramanian, *J. Org. Chem.*, 2007, **72**, 5867–5869.
- 98 W. Wang, X. Yang, R. Dai, Z. Yan, J. Wei, X. Dou, X. Qiu, H. Zhang, C. Wang and Y. Liu, *J. Am. Chem. Soc.*, 2022, **144**, 13415–13425.

