

## PAPER

View Article Online  
View Journal | View Issue



Cite this: *Environ. Sci.: Atmos.*, 2024, 4, 740

# Interactions of peroxy radicals from monoterpene and isoprene oxidation simulated in the radical volatility basis set†

Meredith Schervish, <sup>ab</sup> Martin Heinritzi, <sup>c</sup> Dominik Stolzenburg, <sup>de</sup> Lubna Dada, <sup>f</sup> Mingyi Wang, <sup>ag</sup> Qing Ye, <sup>ah</sup> Victoria Hofbauer, <sup>a</sup> Jenna DeVivo, <sup>a</sup> Federico Bianchi, <sup>ij</sup> Sophia Brilke, <sup>e</sup> Jonathan Duplissy, <sup>ij</sup> Imad El Haddad, <sup>f</sup> Henning Finkenzeller, <sup>k</sup> Xu-Cheng He, <sup>ijl</sup> Aleksander Kvashnin, <sup>m</sup> Changhyuk Kim, <sup>no</sup> Jasper Kirkby, <sup>cp</sup> Markku Kulmala, <sup>ij</sup> Katrianne Lehtipalo, <sup>ij</sup> Brandon Lopez, <sup>q</sup> Vladimir Makhmutov, <sup>rs</sup> Bernhard Mentler, <sup>t</sup> Ugo Molteni, <sup>fu</sup> Wei Nie, <sup>ijv</sup> Tuuka Petäjä, <sup>ij</sup> Lauriane Quéléver, <sup>ij</sup> Rainer Volkamer, <sup>k</sup> Andrea C. Wagner, <sup>cw</sup> Paul Winkler, <sup>e</sup> Chao Yan <sup>ijv</sup> and Neil M. Donahue <sup>ab</sup>

Isoprene affects new particle formation rates in environments and experiments also containing monoterpenes. For the most part, isoprene reduces particle formation rates, but the reason is debated. It is proposed that due to its fast reaction with OH, isoprene may compete with larger monoterpenes for oxidants. However, by forming a large amount of peroxy-radicals (RO<sub>2</sub>), isoprene may also interfere with the formation of the nucleating species compared to a purely monoterpene system. We explore the RO<sub>2</sub> cross reactions between monoterpene and isoprene oxidation products using the radical Volatility Basis Set (radical-VBS), a simplified reaction mechanism, comparing with observations from the CLOUD experiment at CERN. We find that isoprene interferes with covalently bound C<sub>20</sub> dimers formed in the pure monoterpene system and consequently reduces the yields of the lowest volatility (Ultra Low Volatility Organic Carbon, ULVOC) VBS products. This in turn reduces nucleation rates, while having less of an effect on subsequent growth rates.

Received 2nd May 2024  
Accepted 19th June 2024

DOI: 10.1039/d4ea00056k  
rsc.li/esatmospheres

<sup>a</sup>Carnegie Mellon University, Department of Chemistry, Pittsburgh, PA, USA. E-mail: nmd@andrew.cmu.edu; Tel: +1 412 268-4415

<sup>b</sup>University of California, Irvine Department of Chemistry, Irvine, CA, USA

<sup>c</sup>Institute for Atmospheric and Environmental Sciences, Goethe University Frankfurt, 60438 Frankfurt Am Main, Germany

<sup>d</sup>Institute of Materials Chemistry, TU Wien, 1060 Vienna, Austria

<sup>e</sup>Faculty of Physics, University of Vienna, 1090 Vienna, Austria

<sup>f</sup>Laboratory of Atmospheric Chemistry, Paul Scherrer Institute, 5232 Villigen, Switzerland

<sup>g</sup>University of Chicago, Department of the Geophysical Sciences, Chicago, IL, USA

<sup>h</sup>Atmospheric Chemistry Observations and Modeling Laboratory, U.S. National Science Foundation National Center for Atmospheric Research (NSF NCAR), Boulder, Colorado 80301, USA

<sup>i</sup>Institute for Atmospheric and Earth System Research/Physics, University of Helsinki, Helsinki 00014, Finland

<sup>j</sup>Helsinki Institute of Physics, University of Helsinki, 00014 Helsinki, Finland

<sup>k</sup>Department of Chemistry, CIRES, University of Colorado Boulder, Boulder, CO 80309-0215, USA

<sup>l</sup>Yusuf Hamied Department of Chemistry, University of Cambridge, Cambridge, CB2 1EW, UK

<sup>m</sup>Lebedev Physical Institute, 119991, Moscow, Leninsky Prospect 53, Russia

<sup>n</sup>School of Civil and Environmental Engineering, Pusan National University, Busan, 46241, Republic of Korea

<sup>o</sup>Division of Chemistry and Chemical Engineering, California Institute of Technology, Pasadena, CA 91125, USA

<sup>p</sup>CERN, The European Organization for Nuclear Research, Geneva 23 CH-1211, Switzerland

<sup>q</sup>Carnegie Mellon University Department of Chemical Engineering, Pittsburgh, PA, USA

<sup>r</sup>Lebedev Physical Institute of the Russian Academy of Sciences, 119991 Moscow, Russia

<sup>s</sup>Moscow Institute of Physics and Technology (National Research University), 141701 Moscow, Russia

<sup>t</sup>Ion Molecule Reactions & Environmental Physics Group Institute of Ion Physics and Applied Physics Leopold-Franzens University, Innsbruck Technikerstraße 25, A-6020 Innsbruck, Austria

<sup>u</sup>Swiss Federal Research Institute WSL, Plant Regeneration Ecology, Birmensdorf, CH-8903, Switzerland

<sup>v</sup>Joint International Research Laboratory of Atmospheric and Earth System Research, School of Atmospheric Sciences, Nanjing University, Nanjing, China

<sup>w</sup>Aerosol Physics Laboratory, Physics Unit, Tampere University, FI-33014 Tampere, Finland

† Electronic supplementary information (ESI) available. See DOI: <https://doi.org/10.1039/d4ea00056k>



## Environmental significance

Isoprene and monoterpenes are critical components of the atmosphere in all regions influenced by biogenic emissions. Their relative contributions to secondary organic aerosol and new particle formation and growth play important roles in aerosol climate interactions and likely human health effects from aerosols, but the interactions between them are less studied and highly dependent on environmental conditions. Building a proper understanding of these interactions is essential for accurate modeling of changes since the industrial revolution and also anticipated changes during future decarbonization and biosphere alteration due to climate change.

## 1 Introduction

Monoterpene ( $C_{10}H_{16}$ ) emissions from trees (mostly conifers) are sufficient to sustain boundary-layer mixing ratios of ten to hundreds of parts per trillion (ppt),<sup>1,2</sup> with an estimated global flux of *c.f.* 90 Tg C year<sup>-1</sup>.<sup>3</sup> Isoprene ( $C_5H_8$ ) emissions from trees (mostly deciduous, concentrated in the tropics), are much higher than monoterpene emissions, sustaining boundary-layer mixing ratios up to several parts per billion (ppb),<sup>1,4,5</sup> with an estimated global flux of *c.f.* 460 Tg C year<sup>-1</sup>. Together, monoterpenes and isoprene are thought to dominate total biogenic emissions. Because the relative emissions of monoterpenes *vs.* isoprene are highly species (and thus ecosystem) dependent, the concentration ratio of monoterpenes to isoprene varies widely across the globe.

The oxidation products of biogenic organic compounds contribute to new particle formation in remote areas of the atmosphere.<sup>6–8</sup> Some of these oxidation products, called highly-oxygenated organic molecules (HOMs),<sup>9</sup> can have low enough vapor pressures to contribute to growth of existing particles even at the smallest sizes (1–2 nm diameter); the lowest volatility among them may even nucleate with or without inorganic companions. Specifically, the production rate of HOMs from pure monoterpene oxidation is sufficient to substantially contribute to new-particle formation.<sup>7,10</sup> Modeling has confirmed their contribution,<sup>11,12</sup> and this “pure biogenic” new-particle formation may have been a dominant pathway for cloud condensation nucleus (CCN) formation in the pre-industrial continental atmosphere.<sup>11</sup> It should be noted that not all HOMs have such low vapor pressures and many highly oxidized species, especially those formed from small precursor molecules, may not even reach the LVOC volatility range.<sup>13</sup>

Added isoprene suppresses nucleation even with high concentrations of monoterpenes both in chamber studies and ambient measurements.<sup>4,14–17</sup> The cause of this suppression is, however, debated, and model simulations of both chamber experiments and ambient conditions can help resolve the debate.

One proposed cause of the suppression is OH depletion by the isoprene and consequent suppression of  $\alpha$ -pinene oxidation rates, leading to a lower production rate of low-volatility products, a lower steady state saturation ratio, and thus lower nucleation rates.<sup>14,18,19</sup> However, isoprene contributes to atmospheric recycling of OH and so OH concentrations can still remain high in isoprene-rich environments.<sup>20,21</sup> Furthermore, monoterpene ozonolysis products contribute heavily to HOM formation and can produce similar yields even when OH concentrations are low.<sup>7,22,23</sup>

A second proposed cause of the suppression is direct entanglement of terpene and isoprene oxidation mechanisms. Recent experimental work suggests instead that isoprene suppression of nucleation is due to the suppression of the class known as ultra-low volatility organic compounds (ULVOCs) within the Volatility Basis Set (VBS).<sup>23,24</sup> These are, nominally, the “nucleators.” Isoprene oxidation products can suppress the covalently bound  $C_{20}$  dimers that form from  $\alpha$ -pinene oxidation chemistry.<sup>21</sup> ULVOCs govern nucleation,<sup>25</sup> but only a subset of the  $C_{20}$  dimers in monoterpene oxidation even extend into this range.<sup>23</sup> While isoprene oxidation does lead to condensible, low-volatility products that can contribute to secondary organic aerosol mass, few if any of these products reach the ULVOC range.<sup>26–29</sup> The proposed coupling in this case is direct *via* the oxidation mechanisms rather than indirect *via* oxidation rates. Specifically, peroxy radicals derived from isoprene can react with peroxy radicals derived from  $\alpha$ -pinene, generating  $C_{15}$  heterodimers at the expense of  $C_{20}$  dimers in proportion to the relative abundance (really oxidation rate) of isoprene.

The  $C_{20}$  (and  $C_{18}$  and  $C_{19}$ ) dimers have been measured in chamber experiments on  $\alpha$ -pinene ozonolysis. While particle-phase reaction mechanisms to produce these species have been proposed and experimental evidence for these mechanisms has been observed, direct measurement of gas-phase dimer species confirms a gas-phase mechanism to generate them.<sup>30–35</sup> The proposed gas-phase mechanism for dimer formation involves the reaction of two peroxy radicals forming a tetroxide intermediate that decomposes to form the dimer species.<sup>36</sup> The rate coefficients for these reactions are highly dependent on the structures of the reacting peroxy radical species and are faster when the peroxy radicals are highly oxidized due to the presence of electron-withdrawing groups near the peroxy moiety.<sup>37–39</sup> Based on direct volatility measurements, some dimers have volatilities in the range of ULVOCs and extremely low volatility organic compounds (ELVOCs) and thus can play a role in nucleation and growth.<sup>40–43</sup> While most studies that have measured dimer species have focused on a single precursor, there is experimental evidence of precursor-cross-product dimer formation in systems with multiple precursors.<sup>21,44</sup> Measurements by Heinritzi *et al.*<sup>21</sup> also link the suppression of nucleation to the suppression of the  $C_{20}$  dimers, confirming that the nucleating species of  $\alpha$ -pinene oxidation are in fact the  $C_{20}$  dimers.

Here we shall explore the interactions between monoterpene and isoprene oxidation in a model employing the radical two-dimensional Volatility Basis Set (radical-VBS), which has been described in Schervish and Donahue.<sup>23</sup> The radical-VBS extends earlier VBS development<sup>24,45</sup> by explicitly treating peroxy-radical ( $RO_2$ ) formation from organic precursors within a gas-phase



photo-oxidation mechanism. The RO<sub>2</sub> chemistry includes autoxidation reactions, in which RO<sub>2</sub> undergo internal H-atom transfers and subsequently re-form RO<sub>2</sub> species with additional oxygen-containing functional groups (largely -OOH). In the radical-VBS, RO<sub>2</sub> volatility is treated explicitly, and successive autoxidation steps reduce volatility by forming "Ox<sub>n</sub>RO<sub>2</sub>", where *n* represents the number of sequential steps of autoxidation.<sup>9</sup> RO<sub>2</sub> termination chemistry is treated in termination "kernels" *via* standard termination reactions (unimolecular termination, HO<sub>2</sub> reaction, NO reaction, *etc.*). Those kernels distribute products in the 2D-VBS space (defined by volatility, *c*<sup>o</sup>, and oxygenation, O : C). In this way the radical-VBS can represent changing yields of condensable organic products caused by changing photochemical reaction conditions (temperature, NO<sub>x</sub>, RO<sub>2</sub> : HO<sub>2</sub>, *etc.*).<sup>23,46–48</sup>

The RO<sub>2</sub> reactions in the radical-VBS also include RO<sub>2</sub> + R'O<sub>2</sub> cross reactions, which introduce a rich reaction space including radical propagation (formation of RO radicals), termination (formation of carbonyls and alcohols) and dimerization (termination *via* formation of peroxides, here called ROOR). Because of this, the radical-VBS can treat the interactions of different organic precursors such as α-pinene and isoprene. Our objective is to explore those interactions, and also to explore the extent to which chamber experiments can be readily applied to atmospheric conditions. This is not necessarily straightforward, as the RO<sub>2</sub> + RO<sub>2</sub> reactions are intrinsically nonlinear, and laboratory (chamber) experiments seldom, if ever, reproduce ambient atmospheric conditions exactly.

## 2 The model

We represent terpene oxidation with a reduced mechanism described earlier for α-pinene;<sup>23,47</sup> it isolates RO<sub>2</sub> reactions and here we extend it to treat isoprene as well. Here we introduce the general chemistry scheme as well as the specific implementation for isoprene, but specific information on the α-pinene implementation can be found in Schervish and Donahue.<sup>23</sup> The potential reaction pathways for RO<sub>2</sub> from α-pinene and isoprene are the same.

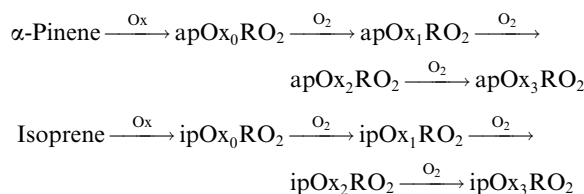
### 2.1 Peroxy radical chemistry

There are comprehensive atmospheric oxidation mechanisms for isoprene.<sup>49,50</sup> However, our goal is to focus on the RO<sub>2</sub> interactions and so we employ a highly simplified oxidation scheme that includes the key elements of RO<sub>2</sub> isomerization and thus autoxidation, including its strong temperature dependence. We represent the isoprene chemistry in a similar way to the α-pinene chemistry described in Schervish and Donahue<sup>23</sup> but with a few differences described here. One notable assumption in the mechanism is that only a fraction of the RO<sub>2</sub> radicals formed from either precursor will readily undergo autoxidation. The first-generation RO<sub>2</sub> from a precursor, "prec", ("ap" or "ip") are labeled "precOx<sub>0</sub>RO<sub>2</sub>" and "precRO<sub>2</sub>" for those with and without the capacity for rapid isomerization. They are otherwise identical in reactivity. Here, as in Schervish and Donahue,<sup>47</sup> we use an α<sub>OH</sub> = 0.25 for the

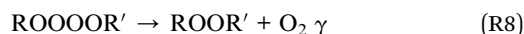
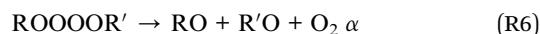
fraction of RO<sub>2</sub> formed from OH oxidation of α-pinene that can autoxidize based on recent experimental findings.<sup>51,52</sup>

The propensity of first-generation RO<sub>2</sub> to isomerization *via* H-atom transfer will depend on the structure of the RO<sub>2</sub>. For example RO<sub>2</sub> from α-pinene that retain the C<sub>4</sub> ring are inflexible and recalcitrant,<sup>53</sup> and the OO location in isopreneRO<sub>2</sub> strongly influences subsequent isomerization.<sup>54</sup> For this reason we split the first-generation RO<sub>2</sub> into prec<sub>0</sub>RO<sub>2</sub>, which we assume has negligibly slow isomerization, and a fraction labeled precOx<sub>0</sub>-RO<sub>2</sub>, which can isomerize. Here, for each precursor we assume this fraction is 0.25. This is uncertain but consistent with that used in Xu *et al.*<sup>55</sup> for global HOM simulations and with experimental and molecular dynamic simulations on the H-shift potential of initial terpene peroxy radicals.<sup>51–53,56</sup>

We employ a highly simplified (yet still very rich) scheme designed to isolate RO<sub>2</sub> chemistry, and here we consider only NO<sub>x</sub> free conditions. While this is representative of the chamber experiments we will simulate in this work, it should be noted that these conditions favor the autoxidation pathway and dimer formation and even trace NO<sub>x</sub> will influence the mechanisms.<sup>23,25</sup> Both α-pinene and isoprene oxidation leads to peroxy radicals, apRO<sub>2</sub> and ipRO<sub>2</sub>. Further, a fraction of each can produce a succession of functionalized RO<sub>2</sub> *via* autoxidation:



Once formed, both isoprene and α-pinene RO<sub>2</sub> can terminate *via* unimolecular or bimolecular reaction. The only available pathways in this NO<sub>x</sub>-free simulation are HO<sub>2</sub> or another organic peroxy radical. Overall the scheme for any given peroxy radical is as follows:



The RO<sub>2</sub> may decompose or react with HO<sub>2</sub>, or it may react with other R'O<sub>2</sub> *via* a "tetroxide" intermediate. As a substantial simplification we terminate the RO<sub>x</sub> radical chemistry in reactions (R3) and (R9); this is to focus on the immediate consequences of RO<sub>2</sub> branching, and we do not claim that it fully represents HO<sub>x</sub>-RO<sub>x</sub> chemistry. We treat three RO<sub>2</sub> pathways – the radical, the molecular, and the dimer – with branching



ratios  $\alpha$ ,  $\beta$ , and  $\gamma$ , but here we assume  $\beta = 0$ . As we do not treat explicit alkoxy radical (RO) chemistry, the first pathway immediately resolves into molecular products, as do all other alkoxy radicals. Therefore, in this work, the radical and molecular channels would resolve into functionally the same products. As the branching between these pathways is uncertain, future work will focus on separating these reactions and representing the rich space of alkoxy radical chemistry, especially in its ability to further propagate the radical chemistry investigated here.

Because we care about volatility, each ROOR' product has a different volatility and thus must be represented separately. This breaks the conventional method for treating RO<sub>2</sub> with "reactive families" (*i.e.* RO<sub>2</sub> + {R<sub>1</sub>O<sub>2</sub>} → RO + O<sub>2</sub>, where {R<sub>1</sub>O<sub>2</sub>} is either the sum of all RO<sub>2</sub> or a subset such as secondary RO<sub>2</sub>).<sup>57</sup> Unfortunately, this means that the number of reactions increases with the square of the number of RO<sub>2</sub> species in the mechanism, rather than linearly, and so the mechanism gets very large, very quickly. In the future we shall add treatment of NO<sub>x</sub>, the molecular RO<sub>2</sub> reaction channel, and more sophisticated treatment of the rich RO chemistry.<sup>58,59</sup>

The precursors and all RO<sub>2</sub> have 300 K saturation concentrations that anchor a Volatility Basis Set shown in Fig. 1, and all reaction products are distributed in the VBS according to these anchor points, as described in Schervish and Donahue.<sup>23</sup> The molecular products are distributed according to kernels in the VBS because they are surrogates representing an ensemble of isomers and related products. When a specific reaction terminates a specific RO<sub>2</sub>, the appropriate reaction kernel is anchored to that RO<sub>2</sub> to determine where in the 2D-VBS space the products will lie. Thus the reaction products of Ox<sub>1</sub>RO<sub>2</sub> and Ox<sub>2</sub>RO<sub>2</sub> with HO<sub>2</sub> are determined *via* the same kernel but fall in different bins in the 2D-VBS due to the different properties of the peroxy radicals to which the kernels are anchored. Similarly, due to the differences in the reaction kernels (given in the SI of

Schervish and Donahue<sup>23</sup>), an Ox<sub>3</sub>RO<sub>2</sub> that terminates to a dimer product *via* reaction with another Ox<sub>3</sub>RO<sub>2</sub> will have products at much lower volatility (in the ULVOC range) than the same peroxy radical terminating with HO<sub>2</sub>.

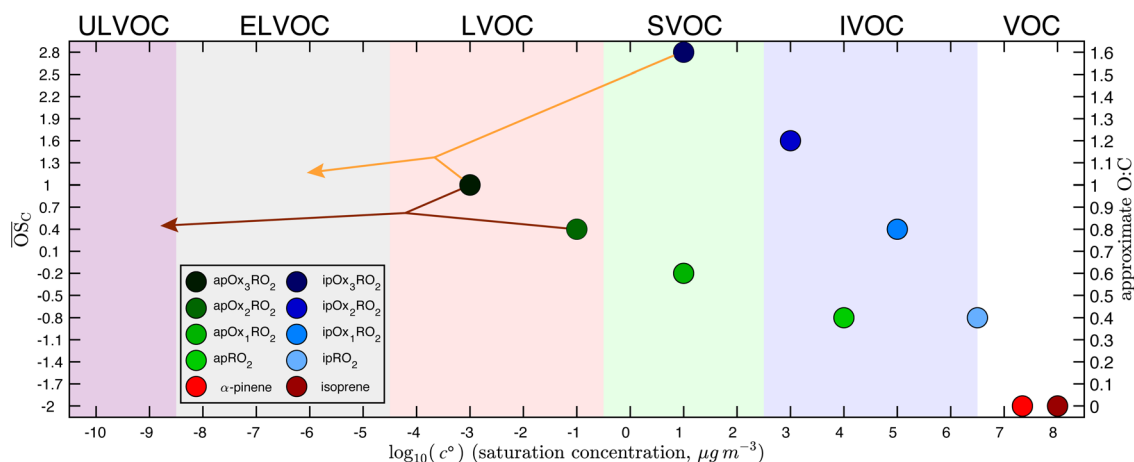
The full details of the mechanism are in the ESI.† The kinetic parameters for autoxidation and association reaction are provided in Table S1.† The complete list of isoprene reactions in the model along with their rate coefficients is provided in Table S2.† The isoprene- $\alpha$ -pinene cross reactions are provided in Table S3.† These reactions along with the inorganic chemistry in Table S4† and  $\alpha$ -pinene chemistry in Table S5† comprise the total ensemble of reactions represented in this version of the model.

**2.1.1 Isoprene oxidation.** As with  $\alpha$ -pinene, in this model isoprene is oxidized by ozone and the hydroxyl radical, producing peroxy radicals, some of which readily isomerize to initiate autoxidation (ipOx<sub>0</sub>RO<sub>2</sub>) and others that do not (ipRO<sub>2</sub>). While ozonolysis dominates the fate of  $\alpha$ -pinene, isoprene ozonolysis is relatively slow and so OH oxidation dominates the fate of isoprene.<sup>49,58</sup> Isoprene is a diene with very rich chemistry, but with ozonolysis chemistry and OH largely consumed by the isoprene itself for this simulation, our scheme for it is directly analogous to our earlier  $\alpha$ -pinene scheme; subsequent work, including with fully enumerated mechanisms,<sup>49,50</sup> will explore the consequences of this simplification more deeply.

Here, each oxidant, Ox will react with isoprene to produce some RO<sub>2</sub> that can undergo autoxidation as well as some OH.



Here we assume that  $\alpha_{\text{O}_3} = 0.25$  (ref. 28) and  $\alpha_{\text{OH}} = 0.5$ .<sup>60</sup> We also use  $y_{\text{O}_3} = 0.26$  and  $y_{\text{OH}} = 0$ .<sup>61,62</sup> We assume that the RO<sub>2</sub> from different oxidants are similar (other than the initial difference in yields of RO<sub>2</sub> that can undergo autoxidation; like other simplifications in this study, this is to avoid the explosion



**Fig. 1** Isoprene and  $\alpha$ -pinene peroxy radicals (RO<sub>2</sub>) in the two-dimensional volatility basis set (2D-VBS), with log c°(300 K) volatility on the x-axis and carbon oxidation state (and approximate O : C) on the y-axis. Volatility classes are indicated with background colors and labeled above the plot. Isoprene and  $\alpha$ -pinene are shown in red. Peroxy radicals from  $\alpha$ -pinene are shown in green with the more autoxidized peroxy radicals in progressively darker shades. Peroxy radicals from isoprene peroxy are shown in blue, again with the more autoxidized peroxy radicals in progressively darker shades. Nucleation is driven principally by ULVOC products, which in this system are formed by highly autoxidized association products from  $\alpha$ -pinene alone. Only products in the LVOC range and lower substantially contribute to subsequent particle growth under typical atmospheric conditions, but cross reactions among the various RO<sub>2</sub> shown here can populate much of that range, depending strongly on the specific RO<sub>2</sub> involved.





of RO<sub>2</sub> cross reactions that would otherwise ensue). Conversely, we assume that, just like the apRO<sub>2</sub>, the ipRO<sub>2</sub> can undergo 3 steps of autoxidation.

In these simulations, ozonolysis (largely of  $\alpha$ -pinene) drives the chemistry; this produces OH radicals, inducing secondary oxidation. The rate coefficient for the reaction of OH with  $\alpha$ -pinene is roughly half the rate coefficient for the reaction of OH with isoprene, and so as the isoprene concentration rises up to and past the  $\alpha$ -pinene concentration with increasing isoprene input flow, isoprene becomes the dominant OH sink.

**2.1.2 Autoxidation.** Autoxidation of RO<sub>2</sub> in the atmospheric context came to light considering isoprene.<sup>49,54,63</sup> In the experiments at CLOUD we focus on here, Heinritzi *et al.*<sup>21</sup> observed oxygenated C<sub>5</sub>RO<sub>2</sub> with  $n_O = 3, 6, 7, 8$ , and 9, following isoprene ozonolysis, confirming that progressive isomerization of RO<sub>2</sub> occurs following ozonolysis.<sup>21</sup>

We base our scheme for autoxidation of isoprene on our scheme for  $\alpha$ -pinene. The internal RO<sub>2</sub> isomerization at the heart of autoxidation is an H-atom transfer, which will have an activation energy causing a strong temperature dependence. This is clear in the progressively reduced O:C and higher intrinsic volatility of  $\alpha$ -pinene ozonolysis products observed as temperature drops in CLOUD.<sup>40,64</sup> Here we use a slightly lower activation energy (temperature) of 7300 K for both  $\alpha$ -pinene and isoprene autoxidation to weaken the temperature dependence, counterbalanced by higher pre-factors to achieve similar HOM concentrations and growth rates to those measured experimentally.<sup>21</sup> This gives an H-atom transfer rate coefficient for Ox<sub>0</sub>RO<sub>2</sub> of 0.02 s<sup>-1</sup> at 298 K, which is very similar to that used in Schervish and Donahue.<sup>23</sup> For isoprene, lower pre-factors cause slightly longer autoxidation lifetimes.

These parameter updates for the interactions between RO<sub>2</sub> autoxidation and cross reactions reflect new constraints provided by observed particle formation and growth rates *in lieu* of detailed temperature-dependent kinetics for the elementary reactions. The higher pre-factors used in our prior work for  $\alpha$ -pinene allow for significant amounts of ELVOC and LVOC isoprene products to form even at low isoprene concentrations, which is inconsistent with observations for pure isoprene chemistry.<sup>65,66</sup> We present the kinetic parameters in Table S1.† As with  $\alpha$ -pinene, the autoxidation parameters used here are uncertain; sensitivity analyses on these parameters are warranted, but experimental kinetics constraints are urgently needed.

**2.1.3 Unimolecular termination.** Isoprene peroxy radicals, like  $\alpha$ -pinene peroxy radicals, may undergo unimolecular termination at any point in the autoxidation sequence. Isoprene unimolecular termination reactions can be especially important as some can recycle HO<sub>x</sub>.<sup>67,68</sup> For these reactions we use rate coefficients broadly consistent with the Jenkin *et al.*<sup>69</sup> addition to the Master Chemical Mechanism and quantum-chemical modeling.<sup>50,68</sup>

## 2.2 C<sub>10</sub> dimers and C<sub>15</sub> heterodimers

The key species comprising ULVOC (and thus new-particle formation) are the ROOR dimers. We assume that the yield,  $\gamma$ ,

is a function of the (log) average volatility of the reacting RO<sub>2</sub> as described in Schervish and Donahue.<sup>23</sup> This is because dimer formation is spin forbidden and thus requires that the weakly avoided crossing between the spin states be located at a lower energy than the reactants, and the cluster formation energy of the reacting RO<sub>2</sub> is related to their volatility.<sup>36,70,71</sup> We thus calculate the dimer yield based on the geometric mean volatility of the reacting RO<sub>2</sub>,  $c_{GM}^\circ$  and a critical reference volatility,  $c_{ref}^\circ$ ,

$$\gamma = \frac{1}{1 + c_{GM}^\circ / c_{ref}^\circ} \quad (1)$$

Here we use  $c_{ref}^\circ = 0.1 \mu\text{g m}^{-3}$ . This is informed by the results from Schervish and Donahue<sup>23</sup> showing a stronger suppression of dimers at cold temperatures and high NO<sub>x</sub> conditions than observed in chamber studies of those conditions.<sup>25,64</sup> We use this  $c_{ref}^\circ$  for both isoprene and  $\alpha$ -pinene association reactions. Electron-withdrawing groups, like -OOH groups from sequential autoxidation, stabilize the tetroxide intermediate leading to dimer formation. As volatility decreases with increasing -OOH groups, a volatility dependence is appropriate, however it only indicates the likelihood the electron-withdrawing groups are close to the radical on a single size carbon backbone. Thus, in the future, a higher  $c_{ref}^\circ$  for isoprene might be appropriate. In this work, we simply use one value to avoid expanding the parameter space. We do allow for different association rate coefficients for ipRO<sub>2</sub> and apRO<sub>2</sub>, which could capture some of this effect *via* higher association rate coefficient for ipRO<sub>2</sub>. However, we still find that the same rate coefficients for each similarly oxidized RO<sub>2</sub> from isoprene and  $\alpha$ -pinene produces the best results when compared to experimental measurements.

Oxidation of  $\alpha$ -pinene produces a variety of C<sub>20</sub> dimers and in a similar fashion isoprene chemistry produces a variety of C<sub>10</sub> dimers. Because we represent the branching of these association reactions toward dimers as being volatility dependent, the likelihood of forming a dimer from a reaction between two isoprene peroxy radicals is lower than their similarly oxidized  $\alpha$ -pinene counterparts. Therefore, while we expect to see C<sub>10</sub> dimers forming in our simulations, their yields will likely be lower than the C<sub>20</sub> dimers when similar amounts of isoprene and  $\alpha$ -pinene are present. This is difficult to test with experimental data as current instrumentation cannot easily distinguish the formation pathway of each C<sub>10</sub> species measured and separate products of an accretion reaction between two C<sub>5</sub> ipRO<sub>2</sub> from a monomer product of an apRO<sub>2</sub>.

For the rate coefficients of the RO<sub>2</sub> cross reactions we continue to follow a scheme based on Madronich and Calvert<sup>37</sup> as described in Schervish and Donahue.<sup>23</sup> The individual rate coefficients are highly uncertain, and building on our earlier work we adjusted the rate coefficients of the RO<sub>2</sub> association reactions from the base case to reproduce trends described in Heinritzi *et al.*;<sup>21</sup> however, no individual rate coefficient was adjusted by more than an order of magnitude and all are within the range of measured peroxy radical association rate coefficients. We also adjusted the rate coefficients for isoprene RO<sub>2</sub> to



reproduce HOM and dimer concentrations in Heinritzi *et al.*<sup>21</sup>. These rate coefficients are provided in Table S1.†

### 2.3 Kernels

Stable RO<sub>2</sub> products are resolved into VBS distributions using kernels that are anchored to the peroxy radical that produced them. These kernels allow us to represent a wide variety of stabilization pathways producing a wide variety of different products through one surrogate species. The variety of species that the surrogate represents are instead mapped to a distribution of products within the VBS defined by a transformation relative to the surrogate apRO<sub>2</sub> (or ipRO<sub>2</sub>) volatility and O : C. We fully resolve the products of the RO<sub>2</sub> chemistry described above and take the final concentration for each species and map those to a distribution of products in the 2D-VBS using the appropriate kernel for each type of product (*e.g.* ROOH, ROOR, *etc.*). The kernels are described in more detail in Schervish and Donahue<sup>23</sup> and given in the ESI† of that work.

**2.3.1 ULVOC formation.** The kernels can distribute the products of one reaction over multiple orders of magnitude of volatility. This means that many of the stable products have lower volatilities than the peroxy radicals that formed them, and in the case of dimerization, much lower volatilities. Dimerization, as it increases the carbon number of the molecule from either individual peroxy radical, creates products that are drastically lower in volatility, a fraction of which can reach ultra-low volatility, the volatility class that we define as being able to nucleate. However, as we are especially interested in ULVOC production, it is important to note that even though the C<sub>20</sub> dimers are the only species capable of reaching this volatility range, not all C<sub>20</sub> dimers formed in this model do reach this range, and even for those that do, only a fraction of the products are mapped there. Based on the kernels used here and the volatilities assigned to the peroxy radicals in these simulations, only the apOx<sub>3</sub>apOx<sub>3</sub>ROOR and apOx<sub>3</sub>apOx<sub>2</sub>ROOR C<sub>20</sub> dimers have any fraction of their mapped products in the ULVOC range of the VBS. In other words, it requires at least 3 generations of autooxidation in an  $\alpha$ -pinene product, and at least 2 generations in the second, to form a ULVOC nucleating species with nominally 5 or 6 -OOH functional groups in total. Any chemistry that interferes with this will suppress new particle formation (though not necessarily growth).

## 3 Results

To explore this chemistry using the radical-VBS we simulate a Continuously Stirred Tank Reactor (CSTR) as described in Schervish and Donahue<sup>47</sup> with a steady flow in of organic precursors and ozone and a flushing timescale of 3 h, which is reflective of the flushing timescale of the CLOUD chamber at CERN.<sup>72</sup> Organic precursors are added at a constant flow rate to achieve a desired steady-state concentration. Simulations are run with flows achieving steady-state  $\alpha$ -pinene mixing ratios of approximately 700 ppt and steady-state isoprene mixing ratios between 0 and approximately 10 ppb. The temperature in all simulations in this work was fixed at 298 K.

Nucleation and growth are driven by the actual concentrations of condensable vapors. Those concentrations in turn are governed by the balance of production and loss; in chambers as well as the real atmosphere, loss *via* condensation dominates for these vapors. In the atmosphere, the condensation sink for H<sub>2</sub>SO<sub>4</sub> and condensable vapors varies between 1 h<sup>-1</sup> and 1 s<sup>-1</sup>,<sup>73,74</sup> but 10 h<sup>-1</sup> is typical of remote locations. This corresponds to a condensation lifetime of 6 minutes, and this condensation sink consists almost entirely of accumulation mode particles.

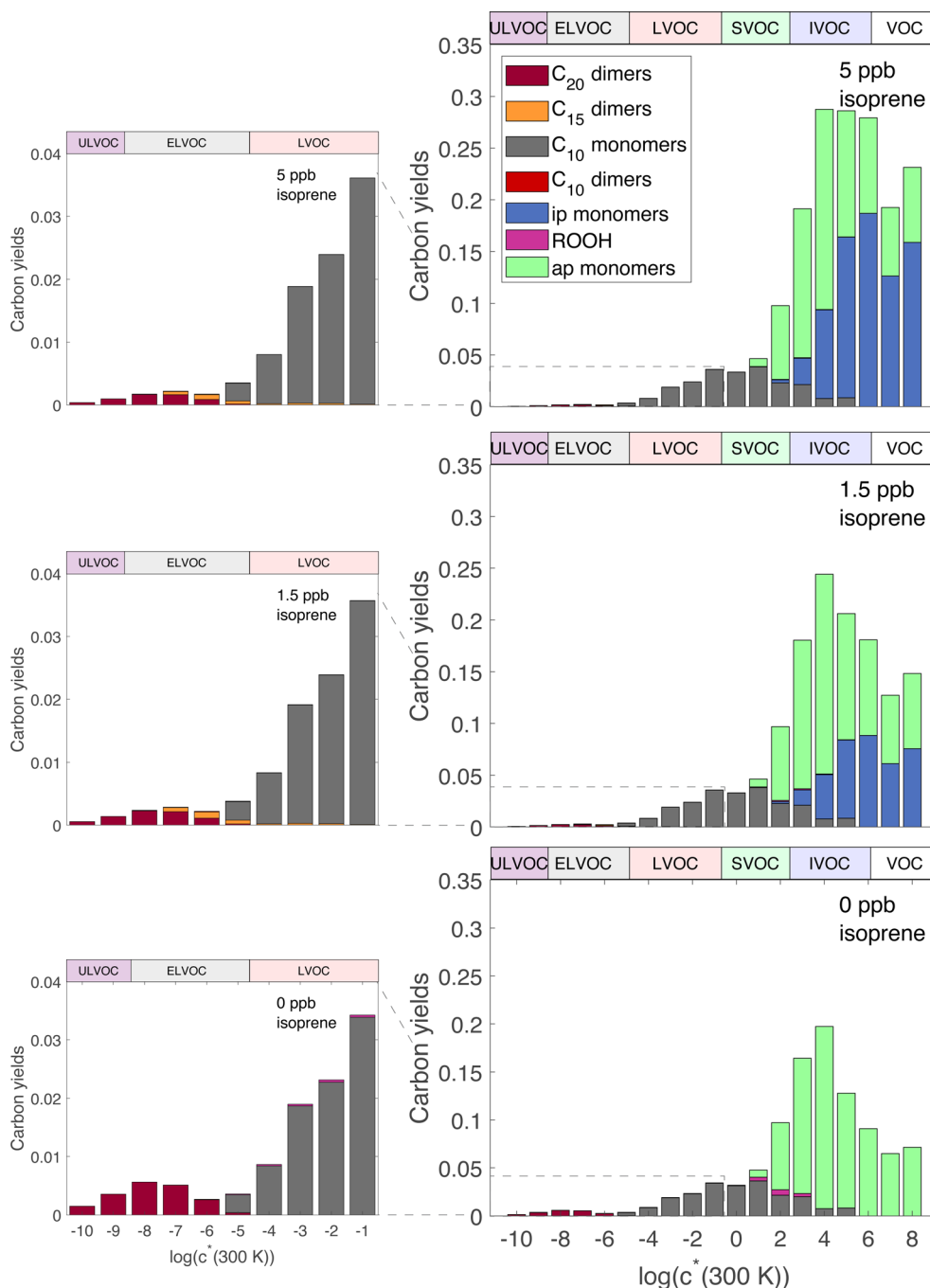
In chambers with fairly low aerosol loading (such as CLOUD), the major loss of condensable vapors is (presumably irreversible) deposition to the chamber walls. Under typical mixing fan speeds in CLOUD, the H<sub>2</sub>SO<sub>4</sub> deposition timescale is roughly 4 minutes.<sup>72</sup> The organic vapors are heavier, with correspondingly lower diffusion constants, and so have deposition timescales of order 10 min.<sup>75,76</sup> This correspondence of vapor deposition timescales between CLOUD and remote ambient conditions is a design feature, though caution is required because turbulent deposition to the chamber walls scales as  $\sqrt{D}$  whereas laminar condensation to particles scales as  $D$  (or molecular speed in the kinetic regime).<sup>77,78</sup> In order to compare modeled ULVOC collision frequencies and modeled size-dependent growth rates with chamber data, we therefore add a wall-loss term to our simulation of the CSTR affecting all of the closed shell products and RO<sub>2</sub> formed from precursor oxidation. Here that is 0.0017 s<sup>-1</sup> (a 10 min lifetime).

### 3.1 General results

Fig. 2 shows the yields from simulations with the same flow rate of  $\alpha$ -pinene, but varying the flow rates of isoprene to achieve different steady-state concentrations. These yields are given with respect to one  $\alpha$ -pinene carbon so the total yields increase from the bottom to the top plot as isoprene oxidation products are added in. Different classes of products are shown with different colors in the histograms, as shown in the legend. As the isoprene concentration rises, more C<sub>5</sub> products form; most are SVOCs, IVOCs, and VOCs, consistent with the expected volatility of isoprene oxidation products. Some C<sub>10</sub> and C<sub>15</sub> dimers form with increased isoprene, reaching into the LVOC range of the VBS, but with low yields. As discussed previously, these low yields may be a consequence of using the same  $\dot{c}_{\text{ref}}^{\circ}$  for both  $\alpha$ -pinene and isoprene RO<sub>2</sub>, leading to less favorable C<sub>15</sub> and C<sub>10</sub> dimer formation than if isoprene RO<sub>2</sub> were assigned a higher  $\dot{c}_{\text{ref}}^{\circ}$ .

The most dramatic effect of increasing isoprene is a sharp decrease in the C<sub>20</sub> dimers. The overall effect of isoprene on these distributions is thus to decrease the ULVOC and ELVOC yields, but to mostly maintain the LVOC yields because of the added carbon from the isoprene and the shortening of the autooxidation chain due to higher levels of RO<sub>2</sub>. Additionally, total C<sub>10</sub> decreases with increasing isoprene, leading to approximately stable LVOC yields despite decreasing LVOC concentrations (Fig. 3). This is consistent with Heinritzi *et al.*,<sup>21</sup> where a reduction of approximately 40% was observed in the C<sub>10</sub> compounds when 4.9 ppb of isoprene was added with 771 ppt of





**Fig. 2** Yields (vs. oxidized  $\alpha$ -pinene) at steady state of product classes vs. volatility for simulations of mixed  $\alpha$ -pinene and isoprene oxidation in an oxidation chamber. Simulations are for constant  $\alpha$ -pinene at 700 ppt with isoprene at: (bottom) 0 ppb; (middle) 1.5 ppb; and (top) 5 ppb. Left-hand panels zoom in on the low-volatility range with a maximum yield of 4%. Yields are with respect to amount of oxidized  $\alpha$ -pinene; thus, the total yields increase with increasing isoprene, most notably in the right-hand panels. However, the low-volatility yields in the left-hand panels remain constant or decrease with increasing isoprene, despite the total yield increase. Yields are colored by product types. Products labeled "ap monomers" are the products that have not undergone autooxidation, while products labeled "C<sub>10</sub> monomers" are HOM monomers from  $\alpha$ -pinene that have undergone autooxidation. The C<sub>20</sub> dimers are the only products in the ULVOC range while the C<sub>15</sub> and C<sub>10</sub> dimers are mostly in the ELVOC and LVOC range.

$\alpha$ -pinene compared to pure  $\alpha$ -pinene experiments. As shown in Fig. S1,<sup>†</sup> this reduction in  $\alpha$ -pinene C<sub>10</sub> compounds is due to lowered  $\alpha$ -pinene reactivity due to lower OH concentrations with increasing isoprene. However, as  $\alpha$ -pinene's reactivity with ozone in this work accounts for the majority of its reactivity, the

reduction in reactivity with increasing isoprene is much smaller than if the only oxidant present were OH. The large decrease in C<sub>20</sub> dimers, but smaller decrease of LVOCs, affects new-particle formation by suppressing nucleation and early growth, but has a smaller effect on growth of larger particles.



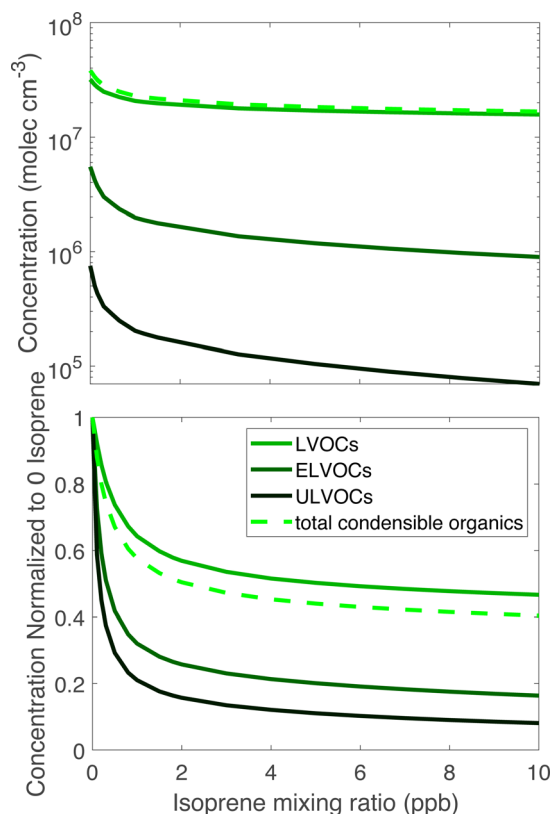


Fig. 3 ULVOC, ELVOC, and LVOC classes vs. isoprene. The top panel shows absolute concentrations and the bottom panel shows values relative to those at zero isoprene. The sum (condensable organics) is shown with a dashed curve. The isoprene effect on the ULVOCs is greatest, the ELVOCs are also suppressed to a lesser extent, and the LVOCs are least sensitive.

In these simulations very few peroxy radicals from either isoprene or  $\alpha$ -pinene react with  $\text{HO}_2$  because the  $\text{HO}_x$  concentration is low due to less efficient  $\text{HO}_x$  recycling from isoprene ozonolysis. Unimolecular isoprene chemistry can recycle  $\text{HO}_x$ , and CO in the chamber may also convert some OH to  $\text{HO}_2$ .<sup>47</sup> This is not included in our simplified mechanism. However even a simulation assuming the most abundant peroxy radical produced 0.7  $\text{HO}_2$  per unimolecular reaction as recommended in Peeters *et al.*,<sup>67</sup> the vast majority of products of any  $\text{RO}_2 + \text{HO}_2$  end up in the SVOC to IVOC range and thus will not contribute to nucleation or growth of the smallest particles.

Fig. 3 shows ULVOC, ELVOC, and LVOC classes vs. steady-state isoprene concentrations. Taken together, we refer to these as “condensable organics”, this total is shown with the lighter dashed curve. The most obvious feature is that the ULVOCs decrease the most as isoprene rises, the ELVOCs decrease to a lesser extent, and the LVOCs decrease the least. The ULVOCs at the highest steady-state isoprene concentration here decrease to about one tenth of their value in the absence of isoprene. The ELVOCs decrease by about 80% because the  $\text{C}_{20}$  dimers in this range are also suppressed, but that is also the range where the most of the  $\text{C}_{15}$  dimers appear. The LVOCs decrease as well, but are not as dramatically affected as the ULVOCs or ELVOCs, as some  $\text{C}_{15}$  dimers will end up in that

range, but some just displace LVOC  $\alpha$ -pinene monomer products. The increase is also due to  $\text{C}_{10}$  dimers from two isoprene peroxy radicals, most of which have yields in the LVOC range, but the yields of these products are small. Because most of the condensable material is in the LVOC range, the condensable organic concentration decreases, but only by about 60%, less than the decrease of the ELVOC and ULVOC classes.

### 3.2 Comparison with CLOUD observations

**3.2.1 ULVOC collision frequency and nucleation rates.** In Fig. 4, we show the ULVOC collision rate vs. isoprene. This rate is  $k_{\text{kin}}[\text{ULVOC}]^2$ , with  $k_{\text{kin}} = 3 \times 10^{-10} \text{ cm}^3 \text{ molec}^{-1} \text{ s}^{-1}$ . Because isoprene suppresses ULVOC  $\text{C}_{20}$  dimers, the ULVOC collision rate drops rapidly with increasing isoprene, falling by over an order of magnitude from zero to 2 ppb.

We can also approximate the nucleation rate once ULVOC concentrations are known.<sup>46</sup> While in this work we use only ULVOCs as the nucleating species, we expect that the ability of a species to participate in nucleation depends on the effective supersaturation of that species, which is a function of the saturation concentration ( $\log c^0$ ), the gas-phase concentration of that species, and the overall abundance of less volatile species.<sup>79</sup> This means that species in the ELVOC range may participate in nucleation when their gas-phase concentrations are sufficiently high. The actual new particle formation rates are lower than the ULVOC collision frequency; the observed nucleation rates ( $J_{1.7}$ ) for the conditions simulated here were between 1 and 10 particles  $\text{cm}^{-3} \text{ s}^{-1}$  (in the presence of ions produced by galactic cosmic rays),<sup>21</sup> indicating an average ULVOC nucleation efficiency of roughly 0.01, or that the effective nucleating vapor concentration is roughly 10% of the ULVOC concentration, with nucleation at the kinetic limit. This  $\sim 1\%$  ULVOC nucleation efficiency is consistent across ULVOC produced from isoprene, monoterpene, and sesquiterpene oxidation.<sup>80</sup> However, whatever the nucleation efficiency, the added isoprene clearly reduces the ULVOC collision frequency

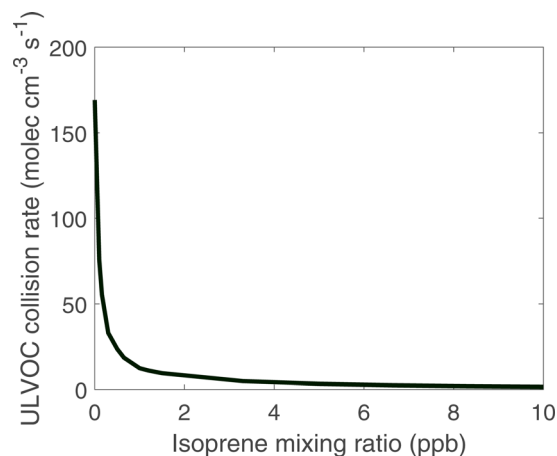


Fig. 4 ULVOC collision rate as a function of steady-state isoprene concentration in a simulation including chamber wall losses for condensable vapors. The collision rate is  $k_{\text{kin}}[\text{ULVOC}]^2$ , where  $k_{\text{kin}}$  is the gas-kinetic collisional rate coefficient. ULVOC collisions drop dramatically with isoprene even well below 1 ppb.





and will consequently reduce the nucleation rate proportionately.<sup>7</sup>

Our model simulations thus confirm that adding isoprene to a system driven by  $\alpha$ -pinene ozonolysis will significantly suppress the new-particle formation rate but for the most part preserve or even enhance growth rates. This is exactly what is observed. Future work will include a parameterization of the nucleation efficiency based on the geometric mean of a cluster (*i.e.* the average  $\log c^\circ$  of a pair of ULVOCs in the VBS); this presumably rises from a very low value outside of the ULVOC range to near unity deep into that range.

**3.2.2 Growth rates.** Growth rates for  $d_p \leq 10$  nm by organic condensation reflect a complex interplay between the volatility distribution, the Kelvin effect, and a generally declining collision frequency *vs.* diameter for the smallest particles due to microphysical effects.<sup>78,81</sup> In some circumstances the growth rates will accelerate rapidly with  $d_p$  as the declining Kelvin effect allows progressively more volatile organics to condense.<sup>8,10</sup> However, for the conditions used in the CLOUD experiments on the mixed  $\alpha$ -pinene + isoprene system, the observed growth rates increased with  $d_p$  for all isoprene mixing ratios.<sup>21</sup> Here we model growth rates using a dynamic condensation model described in Stolzenburg *et al.*<sup>10</sup>. At first we hold the  $\alpha$ -pinene concentration near 1100 ppt in order to achieve a total HOM concentration similar to CLOUD observations.<sup>21</sup> We calculated growth rates with steady-state concentrations predicted from the CSTR model.

In Fig. 5, we show the growth rates normalized to the growth rate with no isoprene present *vs.* isoprene at  $d_p = 1.6, 2.5, 5.6$ , and 10 nm. We show these values as they are the middle of the range reported in Heinritzi *et al.*<sup>21</sup>. The growth rates simulated here range from approximately 15 to 3 nm h<sup>-1</sup> which is comparable to the approximately 20 to 2 nm h<sup>-1</sup> seen in Heinritzi *et al.*<sup>21</sup>. The relative reduction from 0 to ~4 ppb of isoprene is also similar for all sizes, but we do not present a direct comparison as the measured  $\alpha$ -pinene and isoprene mixing ratios were not constant at every size where a growth rate

was measured. All simulated cases had a steady-state concentration of approximately 1100 ppt of  $\alpha$ -pinene. Growth is suppressed at all (physical) diameters between 1.6 and 10 nm, consistent with the CLOUD observations reported by Heinritzi *et al.*<sup>21</sup>. However, the suppression is greatest at the smallest sizes (about a factor of 3 from no isoprene to 4 ppb of isoprene) and weaker at the larger sizes (about a factor of 2 at 10 nm) all due to the reduction in ULVOC and LVOC concentrations with increasing isoprene. The growth rates we simulate here as well as the reduction effect by isoprene are similar to those observed in CLOUD.<sup>21</sup>

A direct comparison with the observations described in Heinritzi *et al.*<sup>21</sup> is the formation rate (fluxes) at any given particle size. Formally,  $J_{d_p} = s_G(dn/dd_p)$ , the growth rate multiplied by the size distribution, and it reflects the overall formation rate affected by particle losses, including condensation (including wall loss) and coagulation, once the system is at steady state. The formation rate thus inevitably declines with size (at steady state) and reflects the survival probability.<sup>78</sup> Here the condensation sink was much smaller than the wall loss frequency, and so wall losses dominate.

Fig. 6 shows the formation rates of particles from 1.7 to 7 nm for different  $\alpha$ -pinene and isoprene flow rates chosen to match steady-state concentrations from Heinritzi *et al.*<sup>21</sup> at 298 K. Nucleation is

$$J_{1.7} = k_{\text{nuc}}[\text{ULVOC}]^2; k_{\text{nuc}} = 0.01k_{\text{kin}} \quad (2)$$

Specifically, three different  $\alpha$ -pinene flows give concentrations of 450, 770 and 1440 ppt, with zero isoprene shown as dashed curves and high isoprene as solid curves. Symbols are experimental measurements from Heinritzi *et al.*<sup>21</sup>. A strong reduction in the formation rate can be seen for  $d_p \leq 2.5$  nm with a more gradual decline at larger sizes. This is due to the

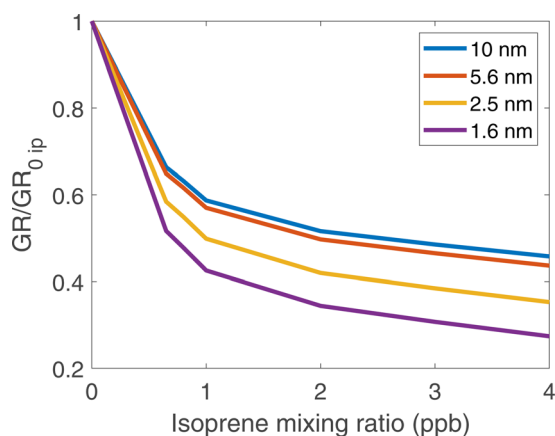


Fig. 5 Growth rates (normalized to the growth rate with no isoprene present) *vs.* isoprene at different particle diameters for ozonolysis of (constant)  $\alpha$ -pinene and isoprene. Added isoprene suppresses particle growth for all sizes below 10 nm but most dramatically at the smallest sizes.

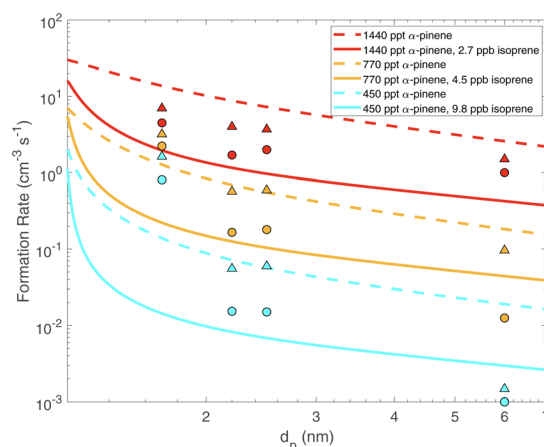


Fig. 6 Formation rates of particles (flux across a given size cut) *vs.* diameter ( $d_p$ ) for different  $\alpha$ -pinene and isoprene levels. Steady state  $\alpha$ -pinene was 450, 770 and 1440 ppt for the three colored sets of curves, without (dashed) and with (3–10 ppbv, solid) isoprene. Symbols are data from Heinritzi *et al.*<sup>21</sup> without (circles) and with (3–10 ppbv, triangles) isoprene. Isoprene suppresses formation at all (very small) sizes but this is most pronounced for  $d_p \leq 2.5$  nm.



stronger suppression of ULVOCs by isoprene; these contribute most to growth at smaller sizes, whereas at larger sizes higher volatility classes, which are less affected by isoprene, can contribute to growth. The model broadly agrees with the observations from CLOUD.<sup>21</sup>

## 4 Conclusion

We have explored the effect of isoprene on the products of  $\alpha$ -pinene ozonolysis, specifically investigating the effect on the species that participate in nucleation and growth, the ULVOCs and ELVOCs respectively. In this work, we use a relatively simple scheme for RO<sub>2</sub> chemistry to investigate the effect of isoprene on the products of  $\alpha$ -pinene ozonolysis. In the future, we will explore a more detailed model to simulate mixtures of additional precursors, including a richer alkoxy radical (RO) scheme and more detailed RO<sub>2</sub> association reaction representations, as well as constraining the wide host of uncertain parameters discussed in this work.

ULVOCs are suppressed with increasing isoprene, due to the increased competition for C<sub>10</sub> peroxy radicals by C<sub>5</sub> peroxy radicals. ELVOCs are also suppressed but to a lesser extent because the C<sub>20</sub> dimers in this range are reduced with increasing isoprene concentration, but this is compensated for somewhat as many of the C<sub>15</sub> dimers appear in this range, depending on their yields. The LVOCs are less affected than ULVOCs or ELVOCs by isoprene because C<sub>15</sub> and C<sub>10</sub> dimers are both formed in these volatility ranges, but some of these only replace C<sub>10</sub> monomers. While total C<sub>10</sub> products decrease, likely in part due to competition for oxidants, the decrease in C<sub>20</sub> dimers, the nucleating species, is stronger. This indicates that their decrease during ozonolysis experiments is not solely caused by competition for OH.

We model the dependency on growth rate of 1–10 nm particles and compare to Heinritzi *et al.*<sup>21</sup>. For plausible kinetics and dimer yields, we found a reduction in growth rates at all particle sizes, but this reduction is most prominent at the smallest sizes, which agrees with experimental results and theoretical arguments that only ULVOCs and ELVOCs can contribute to growth of the smallest particles.

The stoichiometric yields of these nucleating species are very low, in the per mil range, and our model confirms that these yields are very likely sensitive to the full RO<sub>2</sub> branching chemistry including formation of covalently bound dimers. This means that the full ensemble of organic compounds being oxidized in a given air mass (or experiment) may interact directly with each other, and not just through their influence on the underlying oxidant and inorganic radical chemistry.

## Data availability

The data unique to this work are the rate coefficients and reaction sequence contained in the ESI.<sup>†</sup>

## Author contributions

MS and NMD conceived the project and designed the overall scope. MS implemented and executed the radical VBS model.

MS and NMD wrote the manuscript. FB, LD, SB, JD, IEH, HF, XCH, MH, AK, CK, JK, MK, KL, BL, VM, BM, UM, WN, TP, LQ, DS, RV, AW, MW, PW, CY and QY prepared the CLOUD facility and instruments and engaged in scientific discussion regarding the paper.

## Conflicts of interest

The authors declare no conflicts.

## Acknowledgements

This work is dedicated to the memory of Astrid Kiendler-Scharr. It was supported by: Grant CHE2336463 from the U.S. National Science Foundation; the Vienna Science and Technology Fund (WWF) through project VRG22-003; Grant number PZ00P2\_216181 from the Swiss National Science Foundation Ambizone Scheme; Grant number 200021\_213071 from the Swiss National Foundation; and the European Research Council project NANODYNAMITE (ERC 616075).

## Notes and references

- 1 A. B. Guenther, X. Jiang, C. L. Heald, T. Sakulyanontvittaya, T. Duhl, L. K. Emmons and X. Wang, *Geosci. Model Dev.*, 2012, **5**, 1471–1492.
- 2 A. B. Jardine, K. J. Jardine, J. D. Fuentes, S. T. Martin, G. Martins, F. Durgante, V. Carneiro, N. Higuchi, A. O. Manzi and J. Q. Chambers, *Geophys. Res. Lett.*, 2015, **42**, 1576–1583.
- 3 A. Guenther, T. Karl, P. Harley, C. Wiedinmyer, P. I. Palmer and C. Geron, *Atmos. Chem. Phys.*, 2006, **6**, 3181–3210.
- 4 S. Lee, J. Uin, A. Guenther, J. de Gouw, F. Yu, A. Nadykto, J. Herb, N. Ng, A. Koss, W. Brune, K. Baumann, V. Kanawade, F. Keutsch, A. Nenes, K. Olsen, A. Goldstein and Q. Ouyang, *J. Geophys. Res.: Atmos.*, 2016, **121**(14), 621–635.
- 5 S. Martin, M. Andreae, P. Artaxo, D. Baumgardner, Q. Chen, A. Goldstein, A. Guenther, C. Heald, O. Mayol-Bracero, P. McMurry, T. Pauliquevis, U. Poeschl, K. Prather, G. Roberts, S. Saleska, M. Silva Dias, D. Spracklen, E. Swietlicki and I. Trebs, *Rev. Geophys.*, 2010, **48**, RG2002.
- 6 F. Riccobono, S. Schobesberger, C. E. Scott, J. Dommen, I. K. Ortega, L. Rondo, J. Almeida, A. Amorim, F. Bianchi, M. Breitenlechner, A. David, A. Downard, E. Dunne, J. Duplissy, S. Ehrhart, R. C. Flagan, A. Franchin, A. Hansel, H. Junninen, M. Kajos, H. Keskinen, A. Kupe, O. Kupiainen, A. Kürten, T. Kurtén, A. N. Kvashin, A. Laaksonen, K. Lehtipalo, V. Makhmutov, S. Mathot, T. Nieminen, T. Olenius, A. Onnela, T. Petäjä, A. P. Praplan, F. D. Santos, S. Schallhart, J. H. Seinfeld, M. Sipilä, D. V. Spracklen, Y. Stozhkov, F. Stratmann, A. Tomé, G. Tsagkogeorgas, P. Vaattovaara, H. Vehkamäki, Y. Viisanen, A. Vrtala, P. E. Wagner, E. Weingartner, H. Wex, D. Wimmer, K. S. Carslaw, J. Curtius, N. M. Donahue, J. Kirkby, M. Kulmala, D. R. Worsnop and U. Baltensperger, *Science*, 2014, **344**, 717–721.



- 7 J. Kirkby, J. Duplissy, K. Sengupta, C. Frege, H. Gordon, C. Williamson, M. Heinritzi, M. Simon, C. Yan, J. Almeida, J. Tröstl, T. Nieminen, I. K. Ortega, R. Wagner, A. Adamov, A. Amorim, A.-K. Bernhammer, F. Bianchi, M. Breitenlechner, S. Brilke, X. Chen, J. Craven, A. Dias, S. Ehrhart, R. C. Flagan, A. Franchin, C. Fuchs, R. Guida, J. Hakala, C. R. Hoyle, T. Jokinen, H. Junninen, J. Kangasluoma, J. Kim, M. Krapf, A. Kürten, A. Laaksonen, K. Lehtipalo, V. Makhmutov, S. Mathot, U. Molteni, A. Onnela, O. Peräkylä, F. Piel, T. Petäjä, A. P. Praplan, K. Pringle, A. Rap, N. A. Richards, I. Riipinen, M. P. Rissanen, L. Rondo, N. Sarnela, S. Schobesberger, C. E. Scott, J. H. Seinfeld, M. Sipilä, G. Steiner, Y. Stozhkov, F. Stratmann, A. Tomé, A. Virtanen, A. L. Vogel, A. Wagner, P. E. Wagner, E. Weingartner, D. Wimmer, P. M. Winkler, P. Ye, X. Zhang, A. Hansel, J. Dommen, N. M. Donahue, D. R. Worsnop, U. Baltensperger, M. Kulmala, K. S. Carslaw and J. Curtius, *Nature*, 2016, **530**, 521–526.
- 8 J. Tröstl, W. K. Chuang, M. Heinritzi, C. Yan, U. Molteni, L. Ahlm, C. Frege, F. Bianchi, R. Wagner, M. Simon, K. Lehtipalo, C. Williamson, J. S. Craven, J. Duplissy, A. Adamov, J. Almeida, A.-K. Bernhammer, M. Breitenlechner, S. Brilke, A. Dias, S. Ehrhart, R. C. Flagan, A. Franchin, C. Fuchs, H. Gordon, R. Guida, M. Gysel, A. Hansel, C. R. Hoyle, T. Jokinen, H. Junninen, J. Kangasluoma, H. Keskinen, J. Kim, M. Krapf, A. Kürten, A. Laaksonen, M. Lawler, M. Leiminger, S. Mathot, O. Möhler, T. Nieminen, A. Onnela, T. Petäjä, F. M. Piel, P. Miettinen, M. P. Rissanen, L. Rondo, N. Sarnela, S. Schobesberger, K. Sengupta, M. Sipilä, J. N. Smith, G. Steiner, A. Tomé, A. Virtanen, A. C. Wagner, E. Weingartner, D. Wimmer, P. M. Winkler, P. Ye, K. S. Carslaw, J. Curtius, J. Dommen, J. Kirkby, M. Kulmala, I. Riipinen, D. R. Worsnop, N. M. Donahue and U. Baltensperger, *Nature*, 2016, **530**, 527–531.
- 9 F. Bianchi, T. Kurtén, M. Riva, C. Mohr, M. Rissanen, R. Pontus, T. Berndt, J. Crounse, P. Wennberg, T. F. Mentel, J. Wildt, H. Junninen, T. Jokinen, M. Kulmala, D. Worsnop, J. Thornton, N. M. Donahue, H. G. Kjaergaard and M. Ehn, *Chem. Rev.*, 2019, **119**, 3472–3509.
- 10 D. Stolzenburg, L. Fischer, A. L. Vogel, M. Heinritzi, M. Schervish, M. Simon, A. C. Wagner, L. Dada, L. R. Ahonen, A. Amorim, A. Baccarini, P. S. Bauer, B. Baumgartner, A. Bergen, F. Bianchi, M. Breitenlechner, S. Brilke, S. Buenrostro Mazon, D. Chen, A. Dias, D. C. Draper, J. Duplissy, I. El Haddad, H. Finkenzeller, C. Frege, C. Fuchs, O. Garmash, H. Gordon, X. He, J. Helm, V. Hofbauer, C. R. Hoyle, C. Kim, J. Kirkby, J. Kontkanen, A. Kürten, J. Lampilahti, M. Lawler, K. Lehtipalo, M. Leiminger, H. Mai, S. Mathot, B. Mentler, U. Molteni, W. Nie, T. Nieminen, J. B. Nowak, A. Ojdanic, A. Onnela, M. Passananti, T. Petäjä, L. L. J. Quéléver, M. P. Rissanen, N. Sarnela, S. Schallhart, C. Tauber, A. Tomé, R. Wagner, M. Wang, L. Weitz, D. Wimmer, M. Xiao, C. Yan, P. Ye, Q. Zha, U. Baltensperger, J. Curtius, J. Dommen, R. C. Flagan, M. Kulmala, J. N. Smith, D. R. Worsnop, A. Hansel, N. M. Donahue and P. M. Winkler, *Proc. Natl. Acad. Sci. U. S. A.*, 2018, **115**, 9122–9127.
- 11 H. Gordon, J. Kirkby, U. Baltensperger, F. Bianchi, M. Breitenlechner, J. Curtius, A. Dias, J. Dommen, N. M. Donahue, E. M. Dunne, J. Duplissy, S. Ehrhart, R. C. Flagan, C. Frege, C. Fuchs, A. Hansel, C. R. Hoyle, M. Kulmala, A. Kürten, K. Lehtipalo, V. Makhmutov, U. Molteni, M. P. Rissanen, Y. Stozhkov, J. Tröstl, G. Tsagkogeorgas, R. Wagner, C. Williamson, D. Wimmer, P. M. Winkler, C. Yan and K. S. Carslaw, *J. Geophys. Res.: Atmos.*, 2017, **122**, 8739–8760.
- 12 B. Zhao, S. Wang, N. M. Donahue, S. H. Jathar, X. Huang, W. Wu, J. Hao and A. L. Robinson, *Sci. Rep.*, 2016, **6**, 28815.
- 13 T. Kurtén, K. Tiusanen, P. Roldin, M. Rissanen, J.-N. Luy, M. Boy, M. Ehn and N. Donahue, *J. Phys. Chem. A*, 2016, **120**, 2569–2582.
- 14 A. Kiendler-Scharr, J. Wildt, M. Dal Maso, T. Hohaus, E. Kleist, T. F. Mentel, R. Tillmann, R. Uerlings, U. Schurr and A. Wahner, *Nature*, 2009, **461**, 381–384.
- 15 D. Wimmer, S. Buenrostro Mazon, H. E. Manninen, J. Kangasluoma, A. Franchin, T. Nieminen, J. Backman, J. Wang, C. Kuang, R. Krejci, J. Brito, F. Goncalves Moraes, S. T. Martin, P. Artaxo, M. Kulmala, V.-M. Kerminen and T. Petäjä, *Atmos. Chem. Phys.*, 2018, **18**, 13245–13264.
- 16 V. P. Kanawade, B. T. Jobson, A. B. Guenther, M. E. Erupe, S. N. Pressley, S. N. Tripathi and S.-H. Lee, *Atmos. Chem. Phys.*, 2011, **11**, 6013–6027.
- 17 H. Yu, J. Ortega, J. N. Smith, A. B. Guenther, V. P. Kanawade, Y. You, Y. Liu, K. Hosman, T. Karl, R. Seco, C. Geron, S. G. Pallardy, L. Gu, J. Mikkilä and S.-H. Lee, *Aerosol Sci. Technol.*, 2014, **48**, 1285–1298.
- 18 A. Kiendler-Scharr, S. Andres, M. Bachner, K. Behnke, S. Broch, A. Hofzumahaus, F. Holland, E. Kleist, T. F. Mentel, F. Rubach, M. Springer, B. Steitz, R. Tillmann, A. Wahner, J.-P. Schnitzler and J. Wildt, *Atmos. Chem. Phys.*, 2012, **12**, 1021–1030.
- 19 G. McFiggans, T. F. Mentel, J. Wildt, I. Pullinen, S. Kang, E. Kleist, S. Schmitt, M. Springer, R. Tillmann, C. Wu, D. Zhao, M. Hallquist, C. Faxon, M. Le Breton, A. M. Hallquist, D. Simpson, R. Bergstrom, M. E. Jenkin, M. Ehn, J. A. Thornton, M. R. Alfarra, T. J. Bannan, C. J. Percival, M. Priestley, D. Topping and A. Kiendler-Scharr, *Nature*, 2019, **565**, 587–593.
- 20 H. Fuchs, A. Hofzumahaus, F. Rohrer, B. Bohn, T. Brauers, H.-P. Dorn, R. Häseler, F. Holland, M. Kaminski, X. Li, K. Lu, S. Nehr, R. Tillmann, R. Wegener and A. Wahner, *Nat. Geosci.*, 2013, **6**, 1023–1026.
- 21 M. Heinritzi, L. Dada, M. Simon, D. Stolzenburg, A. C. Wagner, L. Fischer, L. R. Ahonen, S. Amanatidis, R. Baalbaki, A. Baccarini, P. S. Bauer, B. Baumgartner, F. Bianchi, S. Brilke, D. Chen, R. Chiu, A. Dias, J. Dommen, J. Duplissy, H. Finkenzeller, C. Frege, C. Fuchs, O. Garmash, H. Gordon, M. Granzin, I. E. Haddad, X. He, J. Helm, V. Hofbauer, C. R. Hoyle, J. Kangasluoma, T. Keber, C. Kim, A. Kürten, H. Lamkaddam, J. Lampilahti, T. M. Laurila, C. P. Lee,



- K. Lehtipalo, M. Leiminger, H. Mai, V. Makhmutov, H. E. Manninen, R. Marten, S. Mathot, R. L. Mauldin, B. Mentler, U. Molteni, T. Müller, W. Nie, T. Nieminen, A. Onnela, E. Partoll, M. Passananti, T. Petäjä, J. Pfeifer, V. Pospisilova, L. Quéléver, M. P. Rissanen, C. Rose, S. Schobesberger, W. Scholz, K. Scholze, M. Sipilä, G. Steiner, Y. Stozhkov, C. Tauber, Y. J. Tham, M. Vazquez-Pufleau, A. Virtanen, A. L. Vogel, R. Volkamer, R. Wagner, M. Wang, L. Weitz, D. Wimmer, M. Xiao, C. Yan, P. Ye, Q. Zha, X. Zhou, A. Amorim, U. Baltensperger, A. Hansel, M. Kulmala, A. Tomé, P. M. Winkler, D. R. Worsnop, N. M. Donahue, J. Kirkby and J. Curtius, *Atmos. Chem. Phys. Discuss.*, 2020, **2020**, 1–18.
- 22 M. Ehn, J. A. Thornton, E. Kleist, M. Sipilä, H. Junninen, I. Pullinen, M. Springer, F. Rubach, R. Tillmann, B. Lee, F. Lopez-Hilfiker, S. Andres, I.-H. Acir, M. Rissanen, T. Jokinen, S. Schobesberger, J. Kangasluoma, J. Kontkanen, T. Nieminen, T. Kurten, L. B. Nielsen, S. Jorgensen, H. G. Kjaergaard, M. Canagaratna, M. D. Maso, T. Berndt, T. Petäjä, A. Wahner, V.-M. Kerminen, M. Kulmala, D. R. Worsnop, J. Wildt and T. F. Mentel, *Nature*, 2014, **506**, 476–479.
- 23 M. Schervish and N. M. Donahue, *Atmos. Chem. Phys.*, 2020, **20**, 1183–1199.
- 24 N. M. Donahue, S. A. Epstein, S. N. Pandis and A. L. Robinson, *Atmos. Chem. Phys.*, 2011, **11**, 3303–3318.
- 25 C. Yan, W. Nie, A. L. Vogel, L. Dada, K. Lehtipalo, D. Stolzenburg, R. Wagner, M. P. Rissanen, M. Xiao, L. Ahonen, L. Fischer, C. Rose, F. Bianchi, H. Gordon, M. Simon, M. Heinritzi, O. Garmash, P. Roldin, A. Dias, P. Ye, V. Hofbauer, A. Amorim, P. S. Bauer, A. Bergen, A.-K. Bernhammer, M. Breitenlechner, S. Brilke, A. Buchholz, S. B. Mazon, M. R. Canagaratna, X. Chen, A. Ding, J. Dommen, D. C. Draper, J. Duplissy, C. Frege, C. Heyn, R. Guida, J. Hakala, L. Heikkinen, C. R. Hoyle, T. Jokinen, J. Kangasluoma, J. Kirkby, J. Kontkanen, A. Kürten, M. J. Lawler, H. Mai, S. Mathot, R. L. Mauldin, U. Molteni, L. Nichman, T. Nieminen, J. Nowak, A. Ojdanic, A. Onnela, A. Pajunoja, T. Petäjä, F. Piel, L. L. J. Quéléver, N. Sarnela, S. Schallhart, K. Sengupta, M. Sipilä, A. Tomé, J. Tröstl, O. Väisänen, A. C. Wagner, A. Ylisirniö, Q. Zha, U. Baltensperger, K. S. Carslaw, J. Curtius, R. C. Flagan, A. Hansel, I. Riipinen, J. N. Smith, A. Virtanen, P. M. Winkler, N. M. Donahue, V.-M. Kerminen, M. Kulmala, M. Ehn and D. R. Worsnop, *Sci. Adv.*, 2020, **6**, eaay4945.
- 26 J. E. Krechmer, M. M. Coggon, P. Massoli, T. B. Nguyen, J. D. Crounse, W. Hu, D. A. Day, G. S. Tyndall, D. K. Henze, J. C. Rivera-Rios, J. B. Nowak, J. R. Kimmel, R. L. Mauldin, H. Stark, J. T. Jayne, M. Sipilä, H. Junninen, J. M. St. Clair, X. Zhang, P. A. Feiner, L. Zhang, D. O. Miller, W. H. Brune, F. N. Keutsch, P. O. Wennberg, J. H. Seinfeld, D. R. Worsnop, J. L. Jimenez and M. R. Canagaratna, *Environ. Sci. Technol.*, 2015, **49**, 10330–10339.
- 27 J. D. Surratt, A. W. H. Chan, N. C. Eddingsaas, M. Chan, C. L. Loza, A. J. Kwan, S. P. Hersey, R. C. Flagan, P. O. Wennberg and J. H. Seinfeld, *Proc. Natl. Acad. Sci. U. S. A.*, 2010, **107**, 6640–6645.
- 28 R. M. Kamens, M. W. Gery, H. E. Jeffries, M. Jackson and E. I. Cole, *Int. J. Chem. Kinet.*, 1982, **14**, 955–975.
- 29 M. Riva, S. H. Budisulistiorini, Z. Zhang, A. Gold, J. A. Thornton, B. J. Turpin and J. D. Surratt, *Atmos. Environ.*, 2017, **152**, 314–322.
- 30 C. M. Kenseth, Y. Huang, R. Zhao, N. F. Dalleska, J. C. Hethcox, B. M. Stoltz and J. H. Seinfeld, *Proc. Natl. Acad. Sci. U. S. A.*, 2018, **115**, 8301–8306.
- 31 C. M. Kenseth, N. J. Hafeman, S. P. Rezgui, J. Chen, Y. Huang, N. F. Dalleska, H. G. Kjaergaard, B. M. Stoltz, J. H. Seinfeld and P. O. Wennberg, *Science*, 2023, **382**, 787–792.
- 32 M. Wang, L. Yao, J. Zheng, X. Wang, J. Chen, X. Yang, D. R. Worsnop, N. M. Donahue and L. Wang, *Environ. Sci. Technol.*, 2016, **50**, 5702–5710.
- 33 K. Kristensen, K. L. Enggrob, S. M. King, D. R. Worton, S. M. Platt, R. Mortensen, T. Rosenoern, J. D. Surratt, M. Bilde, A. H. Goldstein and M. Glasius, *Atmos. Chem. Phys.*, 2013, **13**, 3763–3776.
- 34 F. Yasmeen, R. Vermeylen, R. Szmigielski, Y. Iinuma, O. Böge, H. Herrmann, W. Maenhaut and M. Claeys, *Atmos. Chem. Phys.*, 2010, **10**, 9383–9392.
- 35 K. Kristensen, Å. K. Watne, J. Hammes, A. Lutz, T. Petäjä, M. Hallquist, M. Bilde and M. Glasius, *Environ. Sci. Technol. Lett.*, 2016, **3**, 280–285.
- 36 V.-T. Salo, R. Valiev, S. Lehtola and T. Kurtén, *J. Phys. Chem. A*, 2022, **126**, 4046–4056.
- 37 S. Madronich and J. G. Calvert, *J. Geophys. Res.: Atmos.*, 1990, **95**, 5697.
- 38 Y. Zhao, J. A. Thornton and H. O. T. Pye, *Proc. Natl. Acad. Sci. U. S. A.*, 2018, **115**, 12142–12147.
- 39 T. Berndt, W. Scholz, B. Mentler, L. Fischer, H. Herrmann, M. Kulmala and A. Hansel, *Angew. Chem., Int. Ed.*, 2018, **57**, 3820–3824.
- 40 M. Simon, L. Dada, M. Heinritzi, W. Scholz, D. Stolzenburg, L. Fischer, A. C. Wagner, A. Kürten, B. Rörup, X.-C. He, J. Almeida, R. Baalbaki, A. Baccarini, P. S. Bauer, L. Beck, A. Bergen, F. Bianchi, S. Bräkling, S. Brilke, L. Caudillo, D. Chen, B. Chu, A. Dias, D. C. Draper, J. Duplissy, I. El Haddad, H. Finkenzeller, C. Frege, L. Gonzalez-Carracedo, H. Gordon, M. Granzin, J. Hakala, V. Hofbauer, C. R. Hoyle, C. Kim, W. Kong, H. Lamkaddam, C. P. Lee, K. Lehtipalo, M. Leiminger, H. Mai, H. E. Manninen, G. Marie, R. Marten, B. Mentler, U. Molteni, L. Nichman, W. Nie, A. Ojdanic, A. Onnela, E. Partoll, T. Petäjä, J. Pfeifer, M. Philippov, L. L. J. Quéléver, A. Ranjithkumar, M. Rissanen, S. Schallhart, S. Schobesberger, S. Schuchmann, J. Shen, M. Sipilä, G. Steiner, Y. Stozhkov, C. Tauber, Y. J. Tham, A. R. Tomé, M. Vazquez-Pufleau, A. Vogel, R. Wagner, M. Wang, D. S. Wang, Y. Wang, S. K. Weber, Y. Wu, M. Xiao, C. Yan, P. Ye, Q. Ye, M. Zauner-Wieczorek, X. Zhou, U. Baltensperger, J. Dommen, R. C. Flagan, A. Hansel, M. Kulmala, R. Volkamer, P. M. Winkler, D. R. Worsnop,





- N. M. Donahue, J. Kirkby and J. Curtius, *Atmos. Chem. Phys. Discuss.*, 2020, **2020**, 1–42.
- 41 K. Lehtipalo, C. Yan, L. Dada, F. Bianchi, M. Xiao, R. Wagner, D. Stolzenburg, L. R. Ahonen, A. Amorim, A. Baccarini, P. S. Bauer, B. Baumgartner, A. Bergen, A.-K. Bernhammer, M. Breitenlechner, S. Brilke, A. Buckholz, S. B. Mazon, D. Chen, X. Chen, A. Dias, J. Dommen, D. C. Draper, J. Duplissy, M. Ehn, H. Finkenzeller, L. Fisher, C. Frege, C. Fuchs, O. Garmash, H. Gordon, J. Hakala, X. C. He, L. Heikkinen, M. Heinrizi, J. C. Helm, V. Hofbauer, C. R. Hoyle, T. Jokinen, J. Kangasluoma, V.-M. Kerminen, C. Kim, J. Kirkby, J. Kontkanen, A. Kürten, M. J. Lawler, H. Mai, S. Mathot, R. L. Mauldin III, U. Molteni, L. Nichman, W. Nie, T. Nieminen, A. Ojdanic, A. Onnela, M. Passananti, T. Petäjä, F. Piel, V. Pospisilova, L. L. J. Quéléver, M. P. Rissanen, C. Rose, N. Sarnela, S. Schallhart, K. Sengupta, M. Simon, C. Tauber, A. Tomé, J. Tröst, O. Väisänen, A. L. Voge, R. Volkamer, A. C. Wagner, M. Wang, L. Weitz, D. Wimmer, P. Ye, A. Ylisirniö, Q. Zha, K. Carslaw, J. Curtius, N. Donahue, R. C. Flagan, A. Hansel, I. Riipinen, A. Virtanen, P. M. Winkler, U. Baltensperger, M. Kulmala and D. R. Worsnop, *Sci. Adv.*, 2018, **4**, 1–9.
  - 42 C. Mohr, F. D. Lopez-Hilfiker, T. Yli-Juuti, A. Heitto, A. Lutz, M. Hallquist, E. L. D'Ambro, M. P. Rissanen, L. Hao, S. Schobesberger, M. Kulmala, R. L. Mauldin, U. Makkonen, M. Sipilä, T. Petäjä and J. A. Thornton, *Geophys. Res. Lett.*, 2017, **44**, 2958–2966.
  - 43 X. Zhang, R. C. McVay, D. D. Huang, N. F. Dalleska, B. Aumont, R. C. Flagan and J. H. Seinfeld, *Proc. Natl. Acad. Sci. U. S. A.*, 2015, **112**, 14168–14173.
  - 44 D. Thomsen, L. D. Thomsen, E. M. Iversen, T. N. Björgvinsdóttir, S. F. Vinther, J. T. Skönager, T. Hoffmann, J. Elm, M. Bilde and M. Glasius, *Environ. Sci. Technol.*, 2022, **56**, 16643–16651.
  - 45 W. K. Chuang and N. M. Donahue, *Atmos. Chem. Phys.*, 2016, **16**, 123–134.
  - 46 B. Zhao, M. Shrivastava, N. M. Donahue, H. Gordon, M. Schervish, J. E. Shilling, R. A. Zaveri, J. Wang, M. O. Andreae, C. Zhao, B. Gaudet, Y. Liu, J. Fan and J. D. Fast, *Proc. Natl. Acad. Sci. U. S. A.*, 2020, **117**, 25344–25351.
  - 47 M. Schervish and N. M. Donahue, *Environ. Sci.: Atmos.*, 2021, **1**, 79–92.
  - 48 B. Zhao, J. Fast, M. Shrivastava, N. M. Donahue, Y. Gao, J. E. Shilling, Y. Liu, R. A. Zaveri, B. Gaudet, S. Wang, J. Wang, Z. Li and J. Fan, *Geophys. Res. Lett.*, 2022, **49**, e2022GL100940.
  - 49 P. O. Wennberg, K. H. Bates, J. D. Crounse, L. G. Dodson, R. C. McVay, L. A. Mertens, T. B. Nguyen, E. Praske, R. H. Schwantes, M. D. Smarte, J. M. St Clair, A. P. Teng, X. Zhang and J. H. Seinfeld, *Chem. Rev.*, 2018, **118**, 3337–3390.
  - 50 F. Wiser, B. K. Place, S. Sen, H. O. T. Pye, B. Yang, D. M. Westervelt, D. K. Henze, A. M. Fiore and V. F. McNeill, *Geosci. Model Dev.*, 2023, **16**, 1801–1821.
  - 51 T. Berndt, S. Richters, T. Jokinen, N. Hyttinen, T. Kurtén, R. V. Otkaer, H. G. Kjaergaard, F. Stratmann, H. Herrmann, M. Sipilä, M. Kulmala and M. Ehn, *Nat. Commun.*, 2016, **7**, 13677.
  - 52 T. Berndt, S. Richters, R. Kaethner, J. Voigtländer, F. Stratmann, M. Sipilä, M. Kulmala and H. Herrmann, *J. Phys. Chem. A*, 2015, **119**, 10336–10348.
  - 53 T. Kurtén, M. P. Rissanen, K. Mackeprang, J. A. Thornton, N. Hyttinen, S. Jørgensen, M. Ehn and H. G. Kjaergaard, *J. Phys. Chem. A*, 2015, **119**, 11366–11375.
  - 54 J. D. Crounse, F. Paulot, H. G. Kjaergaard and P. O. Wennberg, *Phys. Chem. Chem. Phys.*, 2011, **13**, 13607–13613.
  - 55 R. Xu, J. A. Thornton, B. H. Lee, Y. Zhang, L. Jaeglé, F. D. Lopez-Hilfiker, P. Rantala and T. Petäjä, *Atmos. Chem. Phys.*, 2022, **22**, 5477–5494.
  - 56 S. Richters, H. Herrmann and T. Berndt, *Environ. Sci. Technol.*, 2016, **50**, 2354–2362.
  - 57 N. M. Donahue and R. G. Prinn, *J. Geophys. Res.: Atmos.*, 1990, **95**, 18387–18411.
  - 58 R. Atkinson, D. L. Baulch, R. A. Cox, J. N. Crowley, R. F. Hampson, R. G. Hynes, M. E. Jenkin, M. J. Rossi, J. Troe and I. Subcommittee, *Atmos. Chem. Phys.*, 2006, **6**, 3625–4055.
  - 59 Y. B. Lim and P. J. Ziemann, *Environ. Sci. Technol.*, 2009, **43**, 2328–2334.
  - 60 A. P. Teng, J. D. Crounse and P. O. Wennberg, *J. Am. Chem. Soc.*, 2017, **139**, 5367–5377.
  - 61 J. H. Kroll, T. F. Hanisco, N. M. Donahue, K. L. Demerjian and J. G. Anderson, *Geophys. Res. Lett.*, 2001, **28**, 3863–3866.
  - 62 T. L. Malkin, A. Goddard, D. E. Heard and P. W. Seakins, *Atmos. Chem. Phys.*, 2010, **10**, 1441–1459.
  - 63 J. D. Crounse, L. B. Nielsen, S. Jørgensen, H. G. Kjaergaard and P. O. Wennberg, *J. Phys. Chem. Lett.*, 2013, **4**, 3513–3520.
  - 64 Q. Ye, M. Wang, V. Hofbauer, D. Stolzenburg, D. Chen, M. Schervish, A. Vogel, R. L. Mauldin, R. Baalbaki, S. Brilke, L. Dada, A. Dias, J. Duplissy, I. El Haddad, H. Finkenzeller, L. Fischer, X. He, C. Kim, A. Kürten, H. Lamkaddam, C. P. Lee, K. Lehtipalo, M. Leiminger, H. E. Manninen, R. Marten, B. Mentler, E. Partoll, T. Petäjä, M. Rissanen, S. Schobesberger, S. Schuchmann, M. Simon, Y. J. Tham, M. Vazquez-Pufleau, A. C. Wagner, Y. Wang, Y. Wu, M. Xiao, U. Baltensperger, J. Curtius, R. Flagan, J. Kirkby, M. Kulmala, R. Volkamer, P. M. Winkler, D. Worsnop and N. M. Donahue, *Environ. Sci. Technol.*, 2019, **53**, 12357–12365.
  - 65 L. Xing, M. Shrivastava, T.-M. Fu, P. Roldin, Y. Qian, L. Xu, N. L. Ng, J. Shilling, A. Zelenyuk and C. D. Cappa, *Environ. Sci. Technol.*, 2018, **52**, 9225–9234.
  - 66 T. Jokinen, T. Berndt, R. Makkonen, V.-M. Kerminen, H. Junninen, P. Paasonen, F. Stratmann, H. Herrmann, A. B. Guenther, D. R. Worsnop, M. Kulmala, M. Ehn and M. Sipilä, *Proc. Natl. Acad. Sci. U. S. A.*, 2015, **112**, 7123–7128.
  - 67 J. Peeters, T. L. Nguyen and L. Vereecken, *Phys. Chem. Chem. Phys.*, 2009, **11**, 5935–5939.
  - 68 T. L. Nguyen, L. Vereecken and J. Peeters, *ChemPhysChem*, 2010, **11**, 3996–4001.



- 69 M. E. Jenkin, J. C. Young and A. R. Rickard, *Atmos. Chem. Phys.*, 2015, **15**, 11433–11459.
- 70 G. Hasan, V.-T. Salo, R. R. Valiev, J. Kubečka and T. Kurtén, *J. Phys. Chem. A*, 2020, **124**, 8305–8320.
- 71 C. D. Daub, I. Zakai, R. Valiev, V.-T. Salo, R. B. Gerber and T. Kurtén, *Phys. Chem. Chem. Phys.*, 2022, **24**, 10033–10043.
- 72 J. Duplissy, J. Merikanto, A. Franchin, G. Tsagkogeorgas, J. Kangasluoma, D. Wimmer, H. Vuollekoski, S. Schobesberger, K. Lehtipalo, R. C. Flagan, D. Brus, N. M. Donahue, H. Vehkamäki, J. Almeida, A. Amorim, P. Barmet, F. Bianchi, M. Breitenlechner, E. M. Dunne, R. Guida, H. Henschel, H. Junninen, J. Kirkby, A. Kürten, A. Kupc, A. Määttänen, V. Makhmutov, S. Mathot, T. Nieminen, A. Onnela, A. P. Praplan, F. Riccobono, L. Rondo, G. Steiner, A. Tome, H. Walther, U. Baltensperger, K. S. Carslaw, J. Dommen, A. Hansel, T. Petäjä, M. Sipilä, F. Stratmann, A. Vrtala, P. E. Wagner, D. R. Worsnop, J. Curtius and M. Kulmala, *J. Geophys. Res.: Atmos.*, 2016, **121**, 1752–1775.
- 73 D. M. Westervelt, J. R. Pierce, I. Riipinen, W. Trivittayanurak, A. Hamed, M. Kulmala, A. Laaksonen, S. Decesari and P. J. Adams, *Atmos. Chem. Phys.*, 2013, **13**, 7645–7663.
- 74 N. M. Donahue, L. N. Posner, D. M. Westervelt, Z. Li, M. Shrivastava, A. A. Presto, R. C. Sullivan, P. J. Adams, S. N. Pandis and A. L. Robinson, in *Airborne Particulate Matter: Sources, Atmospheric Processes and Health*, The Royal Society of Chemistry, 2016, pp. 35–71.
- 75 J. E. Krechmer, D. Pagonis, P. J. Ziemann and J. L. Jimenez, *Environ. Sci. Technol.*, 2016, **50**, 5757–5765.
- 76 P. Ye, X. Ding, J. Hakala, V. Hofbauer, E. S. Robinson and N. M. Donahue, *Aerosol Sci. Technol.*, 2016, **50**, 822–834.
- 77 A. Kürten, C. Williamson, J. Almeida, J. Kirkby and J. Curtius, *Atmos. Chem. Phys.*, 2015, **15**, 4063–4075.
- 78 N. M. Donahue, W. Chuang and M. Schervish, ch. Gas-phase organic oxidation chemistry and atmospheric particles, in *Advances in Chemistry of the Contemporary Atmosphere*, ed. J. R. Barker, A. Steiner and T. J. Wallington, World Scientific, 2019, pp. 199–317.
- 79 N. M. Donahue, I. K. Ortega, W. Chuang, I. Riipinen, F. Riccobono, S. Schobesberger, J. Dommen, U. Baltensperger, M. Kulmala, D. R. Worsnop and H. Vehkamäki, *Faraday Discuss.*, 2013, **16**, 91–104.
- 80 L. Dada, D. Stolzenburg, M. Simon, L. Fischer, M. Heinritzi, M. Wang, M. Xiao, A. L. Vogel, L. Ahonen, A. Amorim, R. Baalbaki, A. Baccarini, U. Baltensperger, F. Bianchi, K. R. Daellenbach, J. DeVivo, A. Dias, J. Dommen, J. Duplissy, H. Finkenzeller, A. Hansel, X.-C. He, V. Hofbauer, C. R. Hoyle, J. Kangasluoma, C. Kim, A. Kürten, A. Kvashnin, R. Mauldin, V. Makhmutov, R. Marten, B. Mentler, W. Nie, T. Petäjä, L. L. J. Quéléver, H. Saathoff, C. Tauber, A. Tome, U. Molteni, R. Volkamer, R. Wagner, A. C. Wagner, D. Wimmer, P. M. Winkler, C. Yan, Q. Zha, M. Rissanen, H. Gordon, J. Curtius, D. R. Worsnop, K. Lehtipalo, N. M. Donahue, J. Kirkby, I. E. Haddad and M. Kulmala, *Sci. Adv.*, 2023, **9**, eadi5297.
- 81 D. Stolzenburg, M. Wang, M. Schervish and N. M. Donahue, *J. Aerosol Sci.*, 2022, **166**, 106063.

