

Cite this: *Nanoscale Adv.*, 2022, 4,
4237Received 24th August 2022
Accepted 7th September 2022

DOI: 10.1039/d2na00566b

rsc.li/nanoscale-advances

Miniaturized lithium-ion batteries for on-chip energy storage

Zhangci Wang,[†] Yuhang Chen,[†] Yuyu Zhou,[†] Jun Ouyang, Shuo Xu and Lu Wei^{ID}*

The development of microelectronic products increases the demand for on-chip miniaturized electrochemical energy storage devices as integrated power sources. Such electrochemical energy storage devices need to be micro-scaled, integrable and designable in certain aspects, such as size, shape, mechanical properties and environmental adaptability. Lithium-ion batteries with relatively high energy and power densities, are considered to be favorable on-chip energy sources for microelectronic devices. This review describes the state-of-the-art of miniaturized lithium-ion batteries for on-chip electrochemical energy storage, with a focus on cell micro/nano-structures, fabrication techniques and corresponding material selections. The relationship between battery architecture and form-factors of the cell concerning their mechanical and electrochemical properties is discussed. A series of on-chip functional microsystems created by integrating micro-lithium-ion batteries are highlighted. Finally, the challenges and future perspectives of miniaturized lithium-ion batteries are elaborated with respect to their potential application fields.

1. Introduction

The emergence of advanced microelectronic products, such as micro-electromechanical systems, micro-sensors, micro-robots and implantable medical devices, accelerates the development of on-chip miniaturized electrochemical energy storage devices.^{1–3} Traditional electrochemical energy storage devices (such as commercial lithium-ion batteries and supercapacitors) with a sandwich-type cell structure are difficult to apply in some microsystems owing to the limitations of cell sizes, form factors and integrability.^{4–6} Customized micro-electrochemical energy storage devices with the features of light weight, shape-versatility and ultra-compactness, can be integrated with microsystems to satisfy specific demands for on-chip applications.^{7,8} Among them, micro-lithium-ion batteries (micro-LIBs) with relatively high energy/power densities and good cycle life, are considered to be preferable candidates for miniaturized power supply.^{9–11}

The development milestones and critical evolution of micro-LIBs are presented in Fig. 1. Back in 1969, Liang and Bro pioneered a solid-state thin-film structured lithium battery (a high-voltage laminated Li/LiI/AgI cell) and opened the prelude of thin film batteries.¹² Later, Kanehori *et al.* reported a thin film solid-state lithium secondary cell (Li/Li_{3.6}Si_{0.6}P_{0.4}O₄/TiS₂).¹³ In 2000, Branci *et al.* developed novel vitreous tin oxide-based thin film electrodes for micro-LIBs.¹⁴ However, the miniaturized LIBs

mentioned above are still based on a sandwich-type structure. In 2007, an all-solid-state micro-LIB based on an in-plane interdigital structure was proposed.¹⁵ Such a structure was considered to be easier for on-chip integration. After decades of development, micro-LIBs experienced evolution from a laminated thin film structure to a planar interdigital structure and then to 3D architectures. In the past ten years, micro-LIBs with a nanostructured 3D LiCoO₂ cathode¹⁶ or 3D LiMn₂O₄ (ref. 17) anode have been explored. Moreover, various advanced micro/nano-fabrication technologies such as 3D printing,¹⁸ nano-imprint lithography¹⁹ and atomic layer deposition²⁰ were utilized to realize complex 3D microstructures for micro-LIBs. Recently, several advanced microsystems integrated with printed micro-LIBs have been realized for Internet of Things (IoT) applications.²¹

Designing a reasonable microelectrode configuration is one of the significant factors for obtaining the preferable performances of micro-LIBs. Since micro-LIBs typically cover a total area of 1 mm² to 1 cm², microelectrodes tend to be less than 10 μm in thickness; or the size of the whole 3D device is 1 to 10 mm³ containing the whole device and related packaging.^{22–24} The compact size of micro-LIBs with the capability to satisfy customized requirements and compatible performance makes micro-LIBs a preferable energy source for miniaturized electronics.^{25–27} Additionally, it is possible to integrate micro-LIBs on flexible substrates for wearable electronics.^{28,29}

In recent years, nanotechnology has been having a large effect on energy science and technologies. Applying nanomaterials to next-generation energy storage devices is a great impetus.^{30–32} In comparison with traditional batteries based on

School of Materials Science and Engineering, Huazhong University of Science and Technology, Wuhan 430074, China. E-mail: lwei@hust.edu.cn

[†] The authors contributed equally to this manuscript.



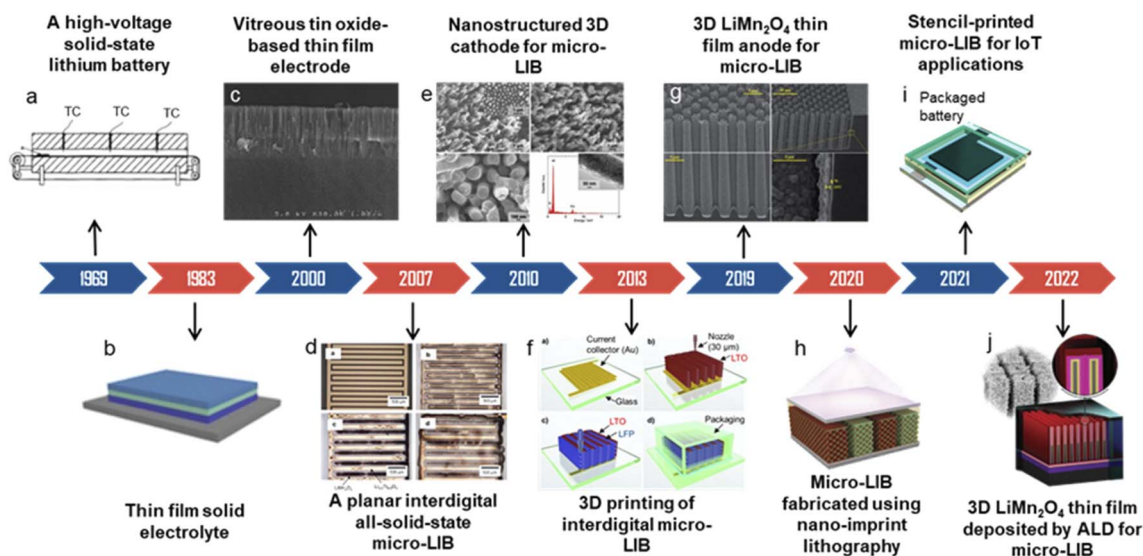


Fig. 1 The development milestones and critical evolution of miniaturized lithium-ion batteries. (c) Reproduced with permission from ref. 14, Copyright© 2000, Elsevier B.V. (d) Reproduced with permission from ref. 15, Copyright© 2007, Elsevier B.V. (e) Reproduced with permission from ref. 16, Copyright© 2010, John Wiley & Sons, Inc. (f) Reproduced with permission from ref. 18, Copyright© 2013, John Wiley & Sons, Inc. (g) Reproduced with permission from ref. 17, Copyright© 2019, Royal Society of Chemistry. (h) Reproduced with permission from ref. 19, Copyright© 2020, John Wiley & Sons, Inc. (i) Reproduced with permission from ref. 21, Copyright© 2021, Elsevier B.V. (j) Reproduced with permission from ref. 20, Copyright© 2022, John Wiley & Sons, Inc.

micro-materials for electrodes, nanomaterial-made micro-LIBs may have improved ion diffusion/transport capacity. Moreover, with highly controllable microstructures and form factors of cells, they can occupy all the available space in target electronic products and thus provide high energy and power densities.^{33,34}

In this review, recent advances in miniaturized or micro-LIBs for on-chip energy storage are presented, with a focus on cell micro/nanostructures, manufacturing techniques and corresponding material selections. The relationship between battery configuration and form-factors of the cell concerning their mechanical and electrochemical properties is discussed. A series of on-chip functional microsystems created by integrating micro-LIBs are highlighted. The challenges and future perspectives of on-chip micro-LIBs are elaborated with respect to their potential application fields.

2. Microstructure design

Different application scenarios for micro-LIBs require the design of corresponding cell structures to meet the actual demands. For instance, an important application of micro-LIBs is as wearable power for smart and personalized electronics. Then, the matched micro-LIBs require excellent deformation and stress resistance. Based on this, choosing a suitable cell structure should be taken into serious consideration. Currently, micro-LIBs can be classified into four categories on the basis of different cell microstructure designs (Fig. 2): (a) a laminated thin film structure, (b) a planar interdigital structure, (c) a 3D interdigital structure and (d) other types of 3D architectures.^{34–37}

Similar to the traditional sandwich-type lithium-ion batteries, micro-LIBs based on a laminated thin film structure

(Fig. 2a) consist of multi-thin-layers arranged in the order of substrate, bottom current collector, anode, electrolyte, separator, cathode and top current collector. Such a structure has good rate performance, high cycling stability and good mechanical flexibility. Moreover, owing to its ability to completely utilize the entire space, the volume utilization is high.^{39,40}

The planar interdigital structure (Fig. 2b) consists of the cathode and anode interdigitally arranged on a substrate, and the distance between adjacent electrode fingers ranges from several microns to tens of microns. Micro-LIBs based on a planar interdigital structure have unique advantages, including high specific surface area of electrodes and short paths for ion diffusion/transport by further reducing the distance between the interdigital electrodes, thus achieving

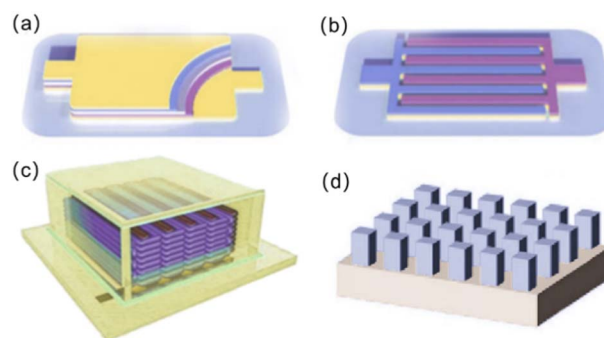


Fig. 2 Schematic diagrams of various micro-LIBs according to different cell microstructures: (a) laminated thin film structure, (b) planar interdigital structure, (c) 3D interdigital structure, (d) other types of 3D architecture (microtube structure).





Fig. 3 Schematic diagrams of various micro-LIBs based on 3D microstructures: (a) 3D microtube structure. Reproduced with permission from ref. 49, Copyright© 2017, Wiley-VCH Verlag. (b) 3D interlaced pillar structure and (c) 3D coaxial structure.

high power density.^{41–43} Moreover, electrodes of micro-LIBs with such an in-plane structure do not need an additional separator, and can be designed with various patterns for on-chip integration.

Microelectrodes with 3D interdigital structures usually consist of multilayer filaments (Fig. 2c) or vertically aligned, isolated vertical columns grown on interdigital current collectors.^{44–48} Such structures effectively use the upper space above the substrate for more active material loading, thus significantly improving the areal energy density. In addition to a 3D interdigital structure, other types of 3D microstructures were also explored, including 3D microtubes, 3D interlaced pillars and 3D coaxial structures (Fig. 2d and 3). For a 3D microtube structure, the current response of the electrochemical reaction is immediate and highly discriminating because a 3D microtube structure can not only enhance ionic conduction, but also reduce kinetically involved polarization.⁴⁹ The 3D interlaced pillar structure allows for a short and uniform diffusion path between the anode and the cathode. The 3D coaxial structure has higher energy density due to a smaller electrolyte volume.⁵⁰ 3D microstructures can increase the specific capacity and energy density per unit area by highly increasing the loading of active components. However, the complex manufacturing processes and relatively poor cycling stability limit their practical applications at present.^{51–53}

3. Microelectrode manufacturing

3.1 Laminated thin film structure

Micro-LIBs should be compact, integrable and compatible with various microsystems. However, conventional micro-fabrication technology such as photolithography involves complex preparation processes and limited material selection and generates numerous toxic wastes when fabricating micro-LIBs. To solve these problems, great efforts were taken for developing advanced microelectrode manufacturing methods.⁵⁴

Several deposition technologies, including physical vapor deposition (PVD),⁵⁵ pulsed laser deposition (PLD),⁵⁶ chemistry

vapor deposition (CVD),⁵⁷ and atomic layer deposition (ALD),^{57–59} have been adopted to fabricate micro-LIBs with a laminated thin film structure. Among them, ALD is an effective method to manufacture high quality thin-film electrodes. ALD enables deposition of thin-films by alternating pulses of gas phase precursors into the reactor, followed by chemisorption and reaction on the deposition substrate (Fig. 4). It has the following advantages in fabrication of laminated thin film structured micro-LIBs: (i) the chemisorption of precursors onto the substrate material ensures excellent adhesion; (ii) the self-limiting nature of the surface reaction makes it possible to automate the process without the need for precise dose control and continuous operator intervention; (iii) the ordered growth processes of films provide high thickness accuracy without *in situ* feedback; (iv) the surface reaction ensures high conformability of the film with the matrix, regardless of whether the substrate is dense, porous, tubular, powdered or other complex shapes; (v) ALD can deposit ultra-thin and dense layers less than 1 nm with good repeatability; (vi) the surface-controlled growth characteristics make it possible to expand the throughput by increasing the batch size and substrate area.^{58,59}

Besides ALD, the tape-casting technique was also employed to prepare a laminated micro-LIB jet with relatively thick films (micro-scale).⁶⁰ The principle of tape-casting is that the crushed powders and organic plasticizer solution are mixed in an appropriate ratio to make a slurry with specific viscosity. Then, the scraper at a certain height makes the slurry spread on the special base tape. After drying, the base tape is peeled off to obtain a film of raw tape. Shen *et al.*⁶¹ prepared a porous Li-La₃Zr₂O₁₂ (LLZO) solid electrolyte for micro-LIBs by using the tape-casting technique (Fig. 5a). The derived LLZO solid electrolyte (Fig. 5b) possesses the following features: (a) easy access to high porosity; (b) the pores are well arranged and the curvature is low, allowing other active materials to penetrate easily; (c) allowing scalability and environmental friendliness by using water as the solvent.

Several 2D printing methods were also used to fabricate thin film micro-LIBs such as flexographic printing⁶² and spray

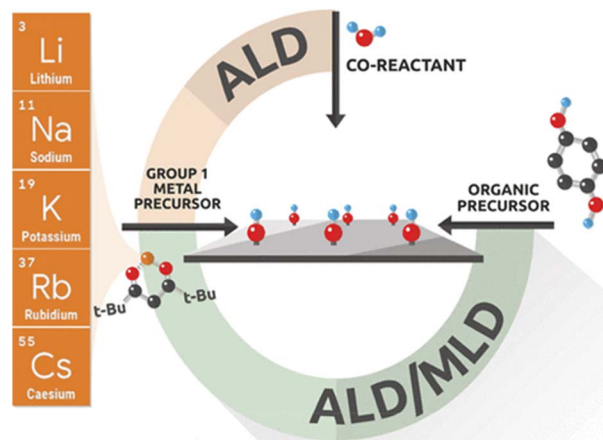


Fig. 4 Mechanism diagram of the atomic layer deposition (ALD) technique. Reproduced with permission from ref. 58, Copyright© 2021, American Chemical Society.



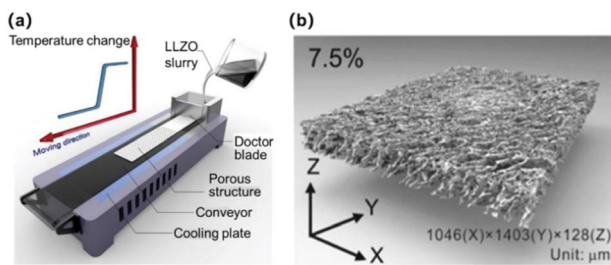


Fig. 5 (a) Schematic diagram of the tape-casting technique. (b) Porous $\text{Li}_7\text{La}_3\text{Zr}_2\text{O}_{12}$ solid electrolyte prepared by tape-casting. Reproduced with permission from ref. 60, Copyright© 2020, American Chemical Society.

printing.⁶³ Flexographic printing is performed by using a flexible printing plate and passing ink through an anilox cylinder (Fig. 6a). The ink is first reserved in the slot located between the blade and anilox cylinder. Thereinto, the blade scrapes the anilox cylinder to ensure that the ink within the engraved cells on the anilox cylinder is uniform. Subsequently, the ink with a uniform thickness is transferred onto the flexographic printing cylinder. Wang *et al.* developed a LiFePO_4 thin film cathode by flexographic printing (Fig. 6b).⁶² It may be selected for scalable battery manufacturing owing to its high production efficiency, good flexibility for printing substrates and fine resolution (20–30 μm) (Table 1). Spray printing as a traditional

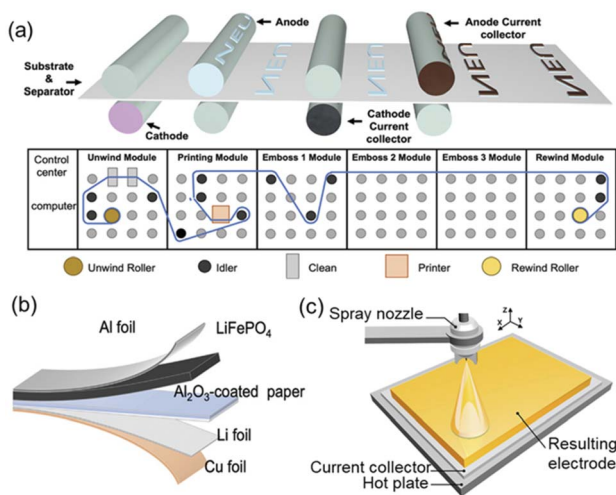


Fig. 6 (a) Schematic diagram of flexographic printing and (b) a thin-film lithium metal battery based on the flexographic printed LiFePO_4 cathode. Reproduced with permission from ref. 62, Copyright© 2022, Wiley-Blackwell. (c) Schematic diagram of spray printing for preparing thin film electrodes of LIBs. Reproduced with permission from ref. 63, Copyright© 2018, Elsevier Ltd.

2D printing technique is based on spray painting of suspended droplets atomized by a nozzle (Fig. 6c), and then the electrode structure is formed layer by layer on a heated fluid collector with a resolution of $\sim 40 \mu\text{m}$ (Table 1). This technology is particularly attractive for deposition of fine ink droplets *via* prepatterned masks onto nonplanar or curved surfaces. However, ambient humidity, temperature and surface roughness of the substrate may seriously affect the quality of the coating.

3.2 Planar interdigital structure

For developing in-plane interdigital electrodes for micro-LIBs, screen printing is a preferable technique and has been widely investigated for preparing micro-electrochemical energy storage devices. Screen printing refers to the process of applying a prepared ink material to a custom screen stencil, and then applying sufficient pressure to allow the ink to penetrate from the screen stencil onto the underlying substrate (Fig. 7a).^{64–66} Zheng *et al.* developed MXene-LTO anode ink and MXene-LFO cathode ink for fabricating interdigital micro-LIBs by screen printing (Fig. 7b).⁶⁷ The advantage of this method is that it is simple, efficient and can be applied on a large scale in real production.⁶⁸ However, since the material needs to be in contact with the screen and squeegee during the printing process, it may lead to material waste and even contamination. In addition, the inks used for screen printing need to have good adsorption and rheological properties to ensure that the design is stable.

3.3 3D microstructure

3D printing as a noncontact and additive manufacturing process, allows for creating complex-shaped objects with microscale resolutions and has been employed for fabricating 3D structured micro-LIBs. The most widely investigated 3D printing method for micro-LIBs focuses on the inkjet printing (IJP) and direct ink writing (DIW) methods.^{38,69–71}

IJP is based on controlling the inkjet device to print a digital image by ejecting ink droplets onto the substrate through electrical signals (Fig. 8a). The advantage of IJP is that it allows precise manufacturing of complex structures, and is also suitable for mass automated production. For IJP, the inks are generally in diluted liquid form, and are required to satisfy particular fluid behavior. Attention needs to be paid to the surface tension and viscosity of the ink, otherwise, it leads to easy agglomeration and clogging of the nozzle during printing.^{72,73} Compared with IJP, the DIW process is much less challenging for printing full batteries, since it allows for high loading of electrode active materials per printing pass, and the paste-like ink with shear thinning behavior is extruded, which

Table 1 Typical 2D printing techniques for fabricating micro-LIBs

Printing method	Characteristics	Resolution
Flexographic printing	Wide range of substrate selections, short cycle time for plate making and high production efficiency	20–30 μm
Spray printing	No contact, no printing plate, allowing non-planar matrix	40 μm
Screen printing	Low cost, reproducible, scalable	50 μm



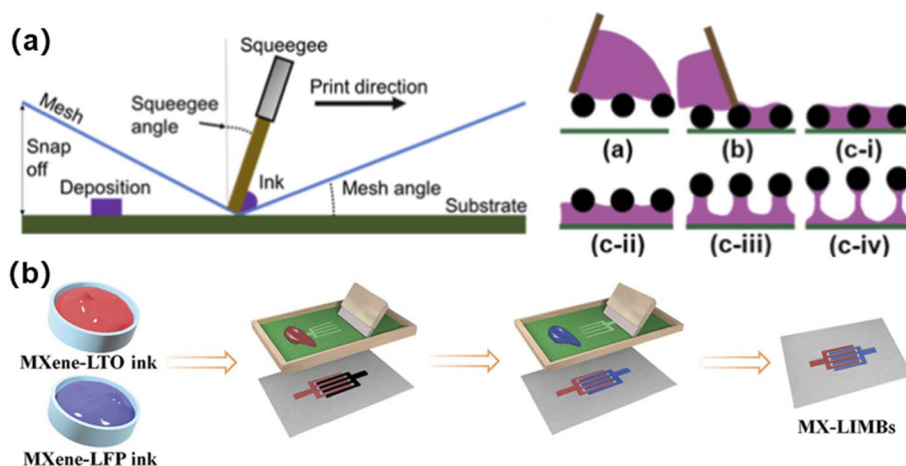


Fig. 7 (a) Schematic diagram of screen printing. Reproduced with permission from ref. 66, Copyright© 2021, American Chemical Society. (b) A screen printed interdigital micro-LiB prepared by using MXene-based electrode inks. Reproduced with permission from ref. 67, Copyright© 2021, Wiley & Sons.

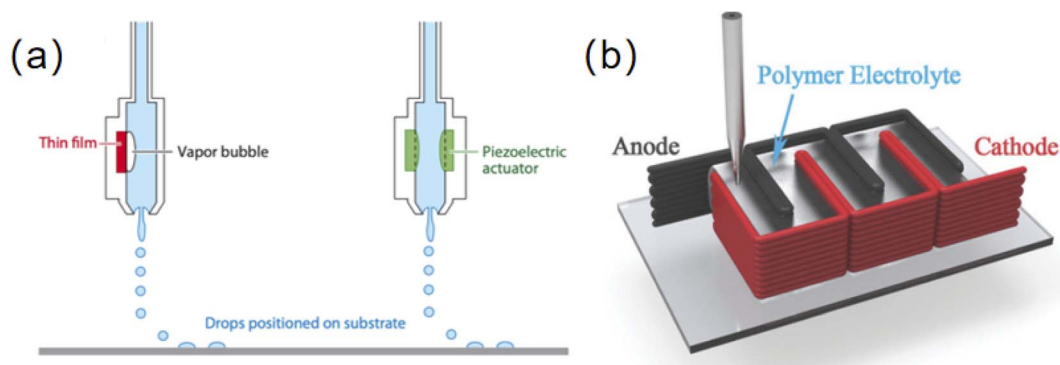


Fig. 8 (a) Schematic diagram of inkjet printing. (b) Schematic of a DIW-printed 3D micro-LiB. Reproduced with permission from ref. 70, Copyright© 2016, WILEY-VCH Verlag GmbH & Co.

reduces the risk of nozzle clogging. The obtained high yield stress and storage modulus of the paste-like inks contribute to the shape retention of extruded filaments (Fig. 8b). Due to the viscoelasticity of the ink, the filaments from the nozzle can be printed continuously and uniformly. The printed filaments are stacked layer by layer so that the electrodes form a 3D interdigital structure after they are freeze-dried to remove aqueous solvents.⁷⁰

The 3D holographic patterning technique combines both 3D holographic lithography and 2D photolithography, enabling the fabrication of some complex 3D microstructures. A holographically defined interdigitated 3D micro-LiB was developed by Braun's group (Fig. 9).⁷⁴ 3D holographic patterning was used to create the microbattery template, followed by template-assisted electrodepositions to produce thin layers of active materials that were conformally grown on 3D current collectors. The resultant microbattery consists of microscaled interdigital electrodes with mesopores and desired electrode shape. Currently, most of the 2D and 3D printing methods are still achieved in laboratories. In particular, the manufacturing of complex 3D structured microbatteries usually requires

a combination of multiple techniques or cumbersome steps. There is a long way to go to realize commercial fabrication of 3D micro-LiBs with low cost, high efficiency and mass production capability.

4. Materials for micro-LiBs

Owing to the micro-scaled electrode sizes, the electrodes of micro-LiBs are often made of nanomaterials. Nanomaterials are beneficial to shorten the transport paths of electrons and ions, increase the contact areas between the electrode and electrolyte, and adapt to the volume change that occurs during the intercalation/deintercalation of Li^+ in the electrode.⁷⁵ Typical micro-LiBs reported in literature studies and their main electrochemical performances are summarized in Table 2.

4.1 Materials for anodes

Similar to traditional lithium-ion batteries, the anode materials of micro-LiBs can also be divided into three categories according to the different Li^+ storage mechanisms, *i.e.*, intercalation, conversion and alloying types.



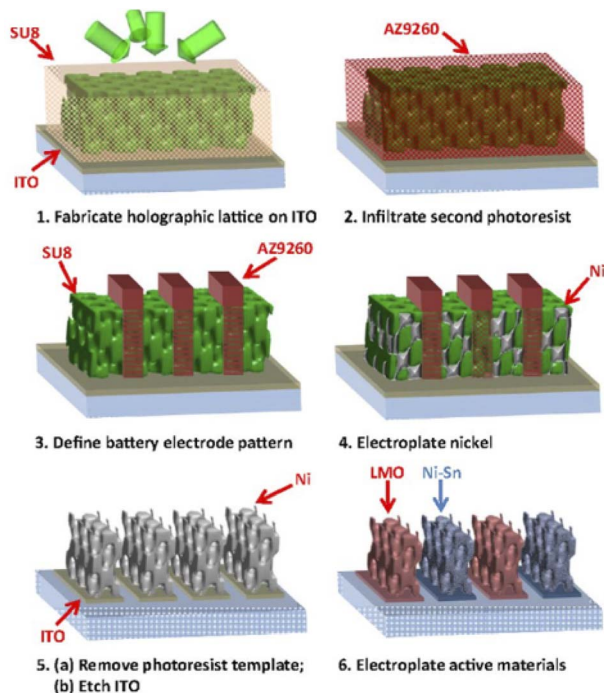


Fig. 9 Schematic illustrations of a 3D microbattery fabricated using 3D holographic and conventional photolithographies. Reproduced with permission from ref. 74, Copyright© 2015, PNAS.

4.1.1 Materials for intercalation-type anodes. Intercalation-type anodes require Li^+ ions to be intercalated/deintercalated from the electrode during the charging/discharging process.⁸⁷ Generally, carbon and its compounds are suitable for micro-LIB

anodes due to their stable structure, good chemical stability and low cost. To achieve highly reversible lithium storage, carbon materials must have sufficient layer spacing to accommodate Li^+ and be able to withstand the volume change during Li^+ intercalation/deintercalation.

Among various carbon materials, carbon nanotubes (CNTs) with a high aspect ratio, porosity and surface area were investigated as anode materials for micro-LIBs. However, the large surface area of CNTs may cause the formation of a solid electrolyte interface (SEI) layer during the initial cycle.⁷⁶ The formation of a SEI layer consumes a large amount of Li^+ , making the initial Coulomb efficiency low. Researchers increased the Coulomb efficiency in the first cycle by immersing CNTs in 1 M LiPF_6 (EC : DEC = 1 : 1, in volume) for pre-lithiation (Fig. 10a and b). To further improve the capacity of CNT materials, nitrogen or boron-doped CNTs were studied; however, their effects were still limited.⁸⁸ It has been proved that multi-walled CNTs (MWCNTs) could achieve higher reversible capacity at higher rates than that of single-walled CNTs (SWCNTs). It is attributed to the fact that MWCNTs have larger hollow cores (10–20 nm) that could facilitate the diffusion of lithium ions into the internal cores of MWCNTs and reduce the Li^+ intercalation/deintercalation potential.⁸⁹ Based on this fact, Ren *et al.* used MWCNT-fibers and lithium wires as anodes to obtain wire-shaped micro-LIBs (Fig. 10c).⁸⁸ They further infiltrated MnO_2 nanoparticles into MWCNT-fibers to enhance the energy density of cells, and obtained a discharging energy density of $35.74 \text{ mW h cm}^{-3}$ at $2 \times 10^{-3} \text{ mA}$.

In addition to carbon-based materials, lithium titanate (LTO) is also a promising anode material. LTO has an excellent

Table 2 Typical micro-LIBs and their main electrochemical performances

	Anode	Cathode	Electrolyte	Capacity	Cycling stability	Ref.
Intercalation-type	Pre-lithiated CNTs	LNMO spinel	1 M LiPF_6 in EC : DEC = 1 : 1 (volume)	$238 \mu\text{A h cm}^{-2}$ at 1C	90% in the initial cycle	76
	LTO@GC ^a	LFP@GC	$\text{LiTFSI-P}_{14}\text{TFSI-PVDF-HFP}$	$131.4 \mu\text{A h cm}^{-2}$ at $50 \mu\text{A cm}^{-2}$	75.6% after 5000 cycles	77
	Carbon foam	Li foils	1 M LiPF_6 in EC : DEC = 1 : 1 (volume)	$1.22 \text{ mA h cm}^{-2}$	76% in the initial cycle	78
	TiO_2 film	Li metal	1 M LiClO_4 in EC : DEC = 1 : 1 (volume)	$1600 \mu\text{A h cm}^{-2}$	~100% after 100 cycles	79
Conversion-type	$\text{Al}_2\text{O}_3/\text{Pt}/\text{Nb}_2\text{O}_5$ film	Li metal	1 M LiClO_4 in EC : DMC = 1 : 1 (volume)	$8 \mu\text{A h cm}^{-2}$ at 1C	—	80
	3D Ni/SnO _x /C	Li metal	1 M LiPF_6 in EC : DEC = 1 : 1 (volume)	1.06 mAh cm^{-2} at 0.1 mA cm^{-2}	72% after 100 cycles	81
	3D Ni ₃ P ₄	Li metal	1 M LiPF_6 in EC : DEC = 1 : 1 (volume)	667 mA h g^{-1}	80% after 100 cycles	82
	SnO ₂ film	Li foils	1 M LiPF_6 in EC : DMC = 1 : 1 (volume)	$498.3 \mu\text{A h g}^{-1}$	—	83
Alloying-type	Si-CNT papers	Li metal	1 M LiPF_6 in EC : DEC = 1 : 1 (volume)	$1000 \mu\text{A h cm}^{-2}$	97% after 1000 cycles	84
	Wafer-grade monocrystalline silicon	NCA	1 M LiClP_4 in PC with 2% VC	30 mW h cm^{-2}	99.9% after 180 cycles	85
	Sn-Si composite film	Li foil	1 M LiPF_6 in EC : EMC : DMC = 1 : 1 : 1 (volume)	1134 mA h g^{-1}	82.8% after 50 cycles	86

^a GC: graphene and CNTs.



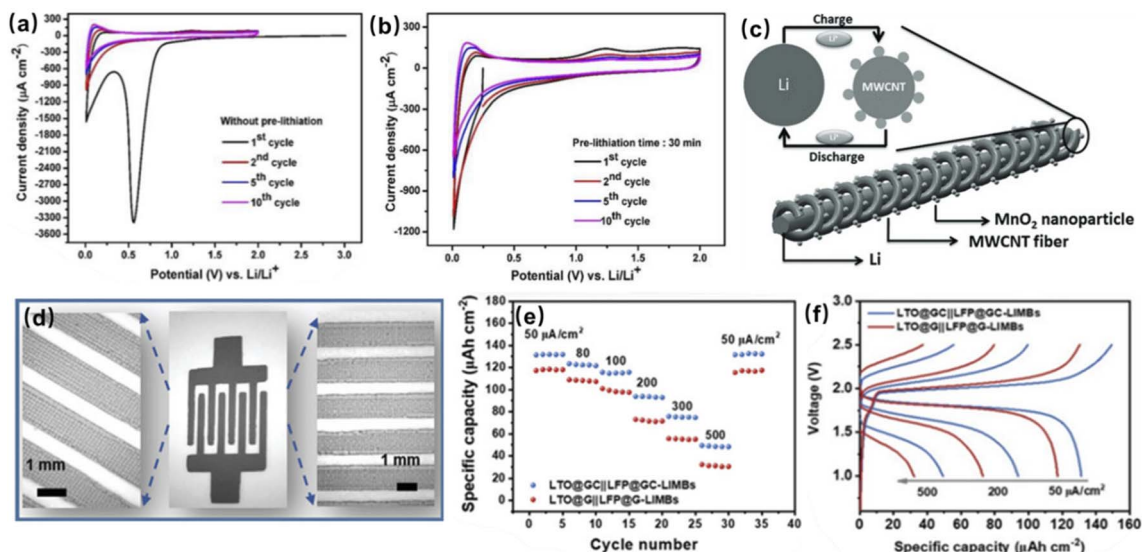


Fig. 10 Cyclic voltammograms of pre-lithiated CNTs for (a) 0 min and (b) 30 min. Reproduced with permission from ref. 76, Copyright© 2020, by the authors. (c) Schematic diagram of a wire-shaped micro-LIB composed of lithium wire and MWCNTs. Reproduced with permission from ref. 88, Copyright© 2013, WILEY-VCH GmbH. (d) An interdigital LTO@GC||LFP@GC micro-LIB and the corresponding enlarged images of micro-electrodes patterns. (e) Rate performance and (f) GCD profiles of the LTO@GC||LFP@GC micro-LIB. Reproduced with permission from ref. 77, Copyright© 2021, Wiley-VCH GmbH.

chemical stability and long cycle life, due to its stable and dense structure. In an LTO crystal, $3/4$ of the total lithium ions are embedded in the void by four oxygen ions in close proximity as positive tetrahedral ligands, while the remaining lithium ions and all titanium ions are embedded in the void by six oxygen ions in close proximity as positive octahedral ligands. Such a structure provides access to Li^+ and allows LTO to have a small volume change ($<1\%$) during Li^+ intercalation/deintercalation. However, LTO has poor conductivity and severe polarization when discharged at high currents. Wu's group made a printable anode ink by mixing conductive additives of graphene and CNTs with LTO (LTO@GC) for screen printing (Fig. 10d).⁷⁷ CNTs and graphene build a 3D conductive network that facilitates the rapid conduction of lithium ions and electrons, improving the total conductivity of the electrode material. They prepared a micro-LIB using LiTFSI- P_{14} TFSI-PVDF-HFP as the electrolyte and LFP@GC as the cathode, and compared it with a full cell composed of LTO and LFP with only graphite as the conducting additive (LTO@G and LFP@G) at different current densities. LTO@GC||LFP@GC showed an areal capacity of $49.4 \mu\text{A h cm}^{-2}$ at a current density of $500 \mu\text{A cm}^{-2}$, and good rate performance (Fig. 10e). Moreover, due to the 3D conductive framework of CNTs and graphene, electrons and Li^+ can be transported rapidly, allowing the LTO@GC||LFP@GC micro-LIB to have a higher voltage plateau and lower voltage polarization at high current densities (Fig. 10f).

4.1.2 Materials for conversion-type anodes. Conversion-type materials form new chemical bonds with Li^+ during the charging/discharging process. In addition, they allow the transfer of multiple electrons, and thus enable higher reversible capacity. The common conversion-type anode materials include transition metal oxides, phosphides and nitrides, whose main

lithium storage involves the formation and decomposition of lithium oxide and the reduction/oxidation processes of nano-metal particles.⁹⁰ Taking common transition metals (Co, Ni and Fe) as an example, the potential normal drops rapidly to a plateau during the initial discharge, and then continuously drops to 0.01 V. In the discharge process, about $2/0.7$ Li can be intercalated per mole of transition metal oxide, and about 2 Li can be deintercalated per mole of transition metal oxide during charging, which makes the transition metal oxide have a high reversible capacity.⁹¹ However, transition metal oxides as anodes also suffer from large volume changes and low conductivity.^{92,93}

The conversion-type anode materials for micro-LIBs reported so far mainly include tin oxide and tin nitride.^{83,92} Compared with tin oxide, tin nitride has a higher first-round Coulomb efficiency, and is stable at room temperature in air.⁸² Park *et al.* deposited tin nitride films on a Pt/Ti/SiO₂/Si matrix by using radio frequency (RF) magnetron sputtering.⁹² They found that the films obtained by deposition at different temperatures showed different discharge capacities. The discharge capacity gradually increased with the increase in deposition temperature. Such a phenomenon was attributed to the densification of the films and resulted in the production of a large amount of active material.

Researchers demonstrated that 3D structured electrodes can increase the areal capacity of micro-LIBs. The 3D framework serves promisingly as an effective channel for electron transport and Li^+ diffusion, and adapts to the large volume change during lithiation/delithiation.⁸¹ Tin oxide (SnO₂) has a theoretical specific capacity of 781 mA h g^{-1} , which is twice the capacity of conventional graphite. Zhu *et al.* obtained a 3D Ni/SnO_x/C network electrode by growing SnO_x on Ni₂(OH)₂CO₃ nanowall



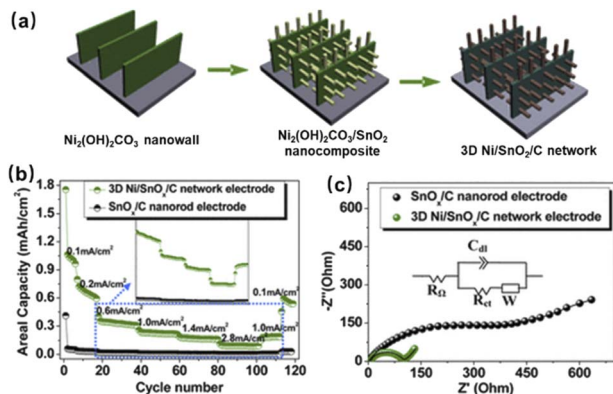


Fig. 11 (a) Fabrication process, (b) rate performance and (c) EIS plot of the 3D Ni/SnO_x/C electrode. Reproduced with permission from ref. 81, Copyright© 2013, American Chemical Society.

arrays, and coating them with glucose molecules, followed by annealing and reduction (Fig. 11a).⁸¹ It was found that compared with SnO_x/C, 3D Ni/SnO_x/C possesses better rate performance and lower resistance (Fig. 11b and c). It is due to the fact that the 3D Ni framework provides good diffusion channels for Li⁺ and electrons. However, the precise control of the phase composition and 3D nanostructure simultaneously remains a challenge. Belcher's team used M13 bacteriophages as biological scaffolds to control a range of phase composition and structural elements.⁸² The derived 3D Ni₃P₄ nanofoams were integrated into micro-LIBs, exhibiting a specific capacity up to 677 mA h g⁻¹ and good cycling performance. They also demonstrated that this synthetic approach could be applied to precisely control the 3D nanostructure and phase composition of metal phosphides, such as cobalt and copper phosphides.

4.1.3 Materials for alloying-type anodes. Lithium ions can also undergo redox reactions with the elements of IVA and VA groups (Sn, Sb, Bi, Si, Ge, and P), and their intermetallic compounds in the process of lithiation/delithiation can form high-capacity alloy compounds.⁷⁹ Among them, silicon is the most abundant element in the earth's crust besides oxygen. Its theoretical capacity (Li₂₂Si₅, 4200 mA h g⁻¹) is much higher than that of carbon-based materials. Therefore, silicon-based materials have been investigated as an alternative to carbon-based materials. However, such a high lithium storage capacity can lead to a large volume change during lithiation/delithiation, resulting in mechanical fracture and poor electrical contact between the particles. Even if improvements are made by using Si nanoparticles, the battery still suffers from particle agglomeration during operation, resulting in poor cycling stability, which limits the practical application of Si-based materials.

To address the above issues, researchers investigated the volume change mechanism of silicon. They concluded that the formation of Li₁₅Si₄ was responsible for the degraded cycling properties of the Si anode. The alloying process of Li⁺ and Si involves two steps: (i) in the first Li⁺ intercalation process, crystalline Si and Li⁺ combine and transform into amorphous lithium silicide; (ii) the amorphous lithium silicide further transforms into crystalline Li₁₅Si₄ in the subsequent Li⁺ stripping process. The large amount of Li⁺ intercalation, complex phase transition of Li_xSi and enthalpy loss caused by the phase transition lead to serious volume expansion (nearly 300%) and structural change of the silicon anode. Such a huge volume change may lead to cracks and pulverization of Si particles. Moreover, the SEI layer on the surface of Si particles bursts due to the volume expansion of Si, which makes Si react with electrolyte continuously, resulting in continuous consumption of

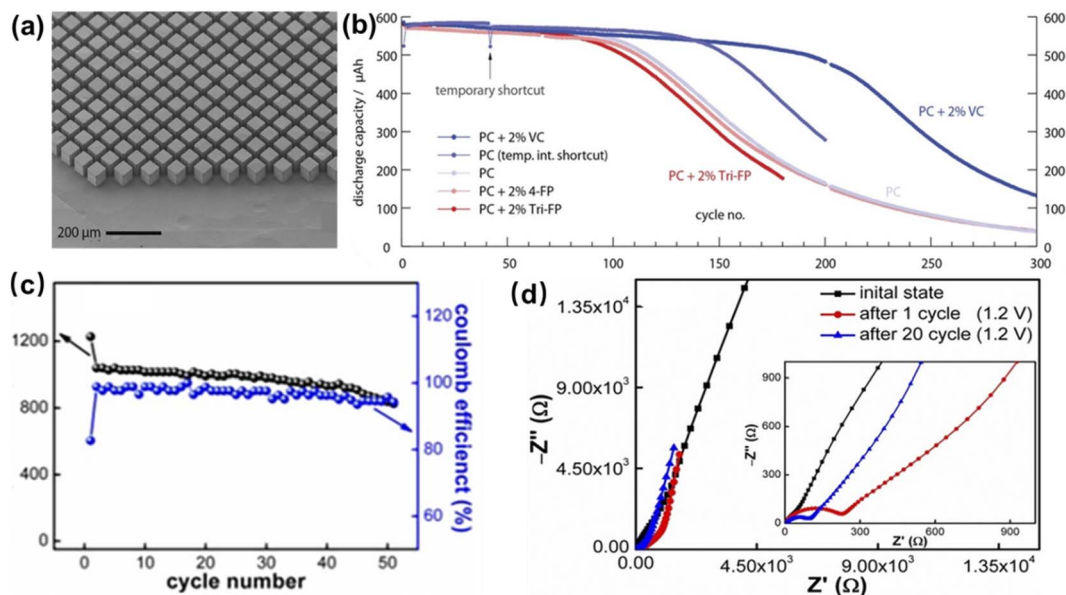


Fig. 12 (a) The anode compartment of a microbattery based on monocrystalline Si, and (b) cycling tests of the microbattery made of monocrystalline Si in different electrolytes. Reproduced with permission from ref. 85, Copyright© 2021, by the authors. (c) Cycling performance and (d) EIS plots of a Sn-Si anode. Reproduced with permission from ref. 86, Copyright© 2021, by the authors.



active lithium and eventually, in capacity loss.^{84,85} Sternad's group prepared micro-LIBs by using wafer-scale monocrystalline Si with a thickness of 50 μm as the anode (Fig. 12a).⁸⁵ This thickness of monocrystalline Si could effectively transport Li^+ from the surface to the interior of the block. It facilitated reducing the surface lithium concentration and thereby inhibiting the formation of $\text{Li}_{15}\text{Si}_4$. Thus, the cycling stability of the Si anode was improved. Moreover, owing to surface lithiation, surface stresses created cracks in the (110) direction of Si. Such a phenomenon allowed secondary lithiation of Li^+ within Si, and enabled overall activation of the material and increase of energy density (Fig. 12b).

Researchers also proposed carbon and tin-modified silicon to mitigate its volume change.⁹⁴ Biserni *et al.* deposited a nanostructured porous amorphous Si film on flexible CNT paper by PLD at room temperature, and obtained a Si-C nanocomposite by CVD of a thin carbon coating on the film as the anode.⁸⁰ In this nanocomposite, the meso-porosity and lack of crystallinity of the nanostructured Si films can prevent the mechanical stress induced by amorphization of Si in the first cycle. The thin carbon layer is beneficial to promote the formation of a stable SEI layer and prevent Si coming into contact with the electrolyte which reacts and consumes Si during cycling. Moreover, CNTs provide a porous substrate that provides enough space for the volume expansion of Si. A cycling test by assembling micro-LIBs revealed that only 3% of capacity was lost after 1000 cycles at a current density of 1080 $\mu\text{A cm}^{-2}$. The charge/discharge curves showed two plateaus, which were thought to be due to the formation of the SEI layer and lithiation of amorphous Si.⁹⁰

In addition to composites with carbon materials, the introduction of electrochemically active substances (such as Sn, Sb and Ge) into non-conductive silicon to enhance its electrical conductivity and mitigate its volume change was also proposed. Among them, Sn-Si composites have received attention due to the high conductivity, good ductility of Sn and the high capacity of Si. Ma *et al.* synthesized a Sn-Si composite film anode by co-sputtering.⁸⁶ Its inherent phase separation structure could buffer the volume change during alloying/de-alloying. Sn particles can increase ionic conductivity and improve Li^+ transport, while Si as a buffer matrix can inhibit the growth of Sn grains, reduce structural damage and enhance cycling performance (Fig. 12c and d).

4.2 Materials for cathodes

The cathode active materials for micro-LIBs should have a high redox potential, stable structure, good conductivity, and high chemical and thermal stabilities. Among them, lithium iron phosphate [$\text{LiFe}(\text{PO}_4)_3$, LFP] received much attention due to its acceptable capacity (170 mA h g^{-1}), flat discharge potential (about 3.4 V), high safety and cycling stability.^{95,96}

LFP has an olivine structure, where Fe and Li are located in the center of oxygen atom octahedra, respectively, forming FeO_6 and LiO_6 octahedra. The adjacent LiO_6 are connected by oxygen atoms to form a continuous linear chain of Li^+ , which enables Li^+ to diffuse. Moreover, the oxygen ions combine with P^{5+} by

strong covalent bonds to form phosphate, where O is difficult to be removed, thus improving the stability of the material.⁹⁷ When Li^+ is removed from LFP, LFP is transformed into FePO_4 with only 6.81% volume reduction and 2.59% density increase. When paired with a carbon anode, the overall battery volume changes very little during cycling, ensuring good charge/discharge stability of the cell.⁹⁶⁻⁹⁸ However, the poor electronic conductivity of LFP leads to obvious initial capacity loss and poor rate performance.⁹⁹

Producing LFP cathode with thin film structure may solve the above problems by taking advantage of the shorter ion transport paths and close contact interface of thin-film cells.⁹⁵ Sugiawati *et al.* successfully obtained porous LFP films by RF sputtering with post-annealing at 500 $^\circ\text{C}$. They found that if the annealing temperature was increased to 700 $^\circ\text{C}$, the olivine structure could be transformed into a NASICON-type [$\text{Li}_3\text{Fe}_2(\text{PO}_4)_3$] structure. This structure has good ion mobility and can insert up to 2 mol of Li with a theoretical capacity of 128 mA h g^{-1} . NASICON-type LFP is more stable and has better rate and cycling capability than olivine-type LFP (Fig. 13a and b).

Although LFP has good chemical and thermal stabilities, its specific capacity is limited. Researchers found that Li-rich layered oxide spinel $\text{LiMn}_{1.5}\text{Ni}_{0.5}\text{O}_4$ (LMNO) has a capacity higher than 250 mA h g^{-1} and can also provide excess capacity beyond its theoretical capacity based on cationic redox processes. In Li-rich oxides, the charge loss caused by Li^+ migration is balanced by the oxidation of O^{2-} to O^2 , which is manifested by the reaction of free Li^+ in the electrolyte with oxygen to form Li_2O , producing a net loss of LiO_2 . On the one hand, the net loss of LiO_2 makes the average oxidation state of the transition metal lower at the end of charging, and a higher reversible capacity is obtained in subsequent cycles; on the other hand, the loss of LiO_2 causes an irreversible decrease in the amount of Li^+ in the material, and the irreversible release of oxygen also reduces the binding energy of transition metal ions to oxygen, causing an irreversible phase transition in the material. This phenomenon leads to a significant decrease of capacity in the first cycle.¹⁰⁰

To solve this problem, researchers investigated the chemical structure of LMNO. It was found that LMNO can be crystallized into two crystal structures, namely, an ordered spinel structure and spinel-free structure. Among them, micro-LIBs made with disordered spinel LMNO films have longer cycle life and higher electrical conductivity. It is caused by the higher electron conductivity between the mixed Mn^{3+} and Mn^{4+} in the disordered structure than the pure Mn^{4+} in the ordered structure.¹⁰¹ However, due to the higher redox potential of LMNO (~ 4.7 V), it may react with the electrolyte, generate an SEI layer and then reduce the capacity of the cell. It was proposed that coating a nano-layer of metal oxide or phosphate (ZnO , ZrO_2 , AlPO_4 or Li_3PO_4) on the surface of the LMNO film could reduce the capacity loss. Hallot *et al.* coated LMNO with Li_3PO_4 by ALD, and found that the coating could well prevent the electrolyte from reacting with LMNO. It greatly improved the first coulombic efficiency as well as the cycling stability of the cell (Fig. 13c).¹⁰²



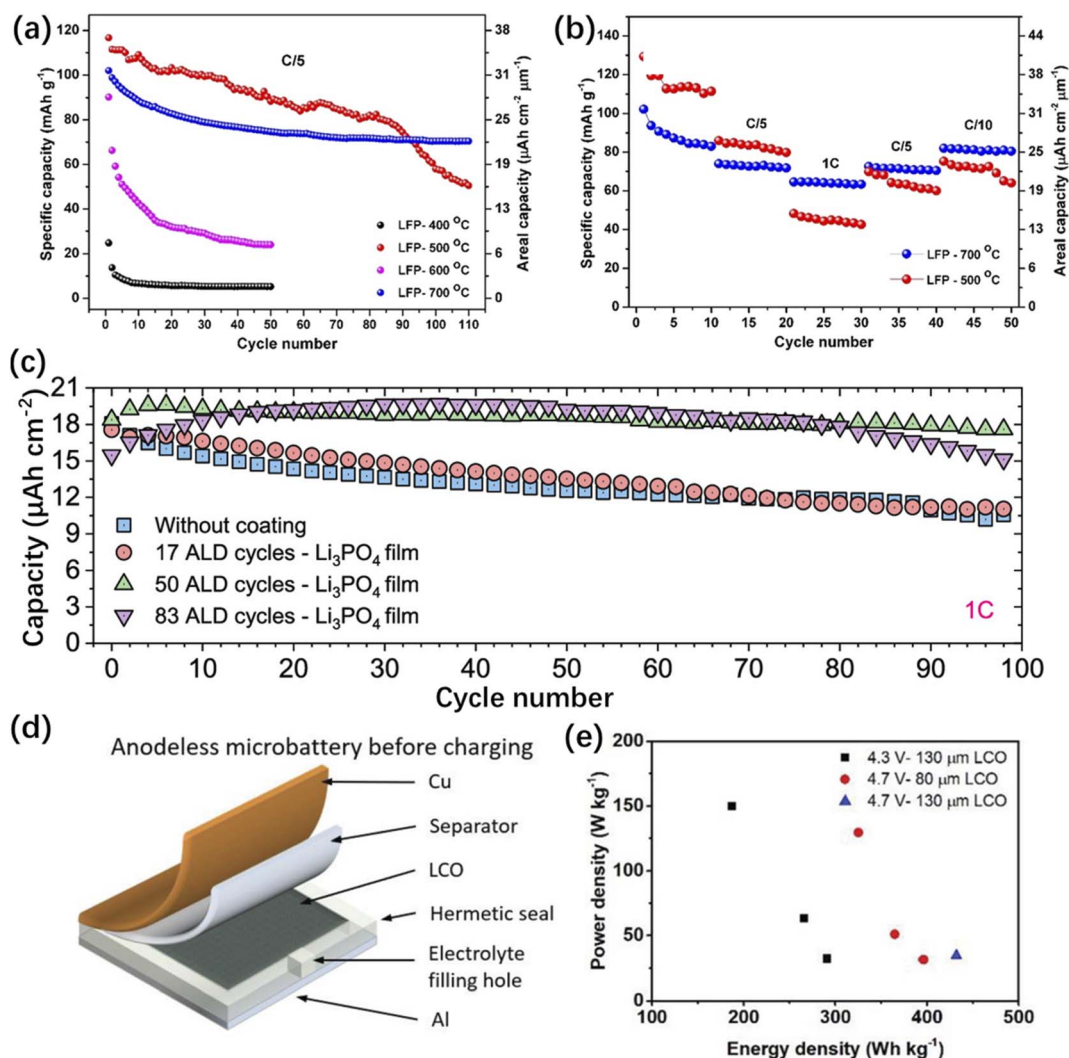


Fig. 13 (a) Cycling performance and (b) rate performance of the olivine-type LFP cathode. Reproduced with permission from ref. 95, Copyright© 2019, by the authors. (c) Cycling performance of the LMNO film cathode. Reproduced with permission from ref. 102, Copyright© 2021 American Chemical Society. (d) Schematic illustration of the anode-less microbattery structure before charging. (e) Energy density and power density of LCO cathodes with different thicknesses at different working voltages. Reproduced with permission from ref. 103, Copyright© 2021, Wiley-VCH GmbH.

In addition to LFP and LMNO, lithium cobaltate (LCO) was also applied as cathode material for micro-LIBs due to its high operating voltage, high specific capacity, smooth discharge and good cycling performance.¹⁰³ LCO has two crystal structures: a hexagonal laminate structure and cubic spinel structure. Cubic spinel-type LCO has low loose packing density and poor electrochemical performance, so it is rarely used. In hexagonal layered LCO, Li⁺ can easily be transported in the two-dimensional channel of the O–Li–O layer. Yue *et al.* prepared a LCO cathode for micro-LIBs by plating crystal-oriented LCO onto a thin metal foil (Fig. 13d).¹⁰³ The micro-LIB can be charged to 4.7 V to achieve energy densities of 432 Wh kg⁻¹ and 1055 Wh L⁻¹ (Fig. 13e). However, the LCO cathode cannot be charged above 4.7 V due to the phase transition when Li⁺ is delithiated from LCO. The structure of LCO is stable when the amount of Li⁺ removed is 0–50%, and the corresponding cut-off

voltage is 4.7 V. However, if Li⁺ removal continues, LCO with a hexagonal laminar structure will transform into a monoclinic structure, which affects the cycling stability of the material and aggravates the capacity loss.

The common methods to improve the performance of LCO involve coating and bulk phase doping. It is easy for LCO to react with the electrolyte, leading to the generation of harmful interface phases. Such a phenomenon causes a decrease in the conductivity and Li⁺ depletion, and thus capacity reduction. Coating a thin interface layer (such as a thin Al₂O₃ or TiO₂ layer) on the surface of LCO could separate the electrode material from the electrolyte, and thus effectively suppress interface side reactions.^{104,105} Doping metal elements into LCO has the following benefits: (i) increasing the specific capacity and energy density of the cathode material; (ii) improving material stability and cycling performance; (iii) reducing the use of



expensive cobalt metal and lowering the cost. Chen *et al.* demonstrated that doping Al and Nb/W into Co sites and Li sites into LCO, respectively, can suppress the unfavourable phase transition of LCO under high pressure, increase the interlayer spacing of the LCO structure, and achieve rapid Li⁺ diffusion. It was found that at a voltage of 4.7 V and a current density of 10 C, the battery could still maintain 60.4% of its reversible capacity after 1000 cycles. This research guided the design of micro-LIBs with high working voltages.¹⁰⁶

4.3 Materials for electrolytes

Electrolytes have the role of transporting ions and conducting current between the positive and negative electrodes, which are generally classified as liquid electrolytes and solid electrolytes. Liquid electrolytes have the advantages of good ionic conductivity and close interface contact with electrodes. Liquid electrolytes are generally composed of organic solvents, lithium salts and additives. The common organic solvents used for micro-LIBs are ethylene carbonate (EC), diethyl carbonate (DEC), and dimethyl carbonate (DMC); the electrolyte lithium salts include lithium hexafluorophosphate (LiPF₆) and lithium perchlorate (LiClO₄). The electrolyte with LiClO₄ as lithium salt has the following advantages in comparison with other electrolytes: high conductivity, stable composition, low cost and easy purification. However, since LiClO₄ is a strong oxidizer, it easily reacts with organic solvents at a high voltage and give rise to safety risks. LiPF₆ has the advantages of high conductivity, high solubility and antioxidant capacity. However, its thermal decomposition temperature is low (30 °C), and it is easily decomposed into PF₅ and LiF. In the preparation of micro-LIBs, liquid electrolytes share a common disadvantage: leakage and encapsulation difficulties. Therefore, solid electrolytes have great potential in the field of micro-LIBs.

To apply solid electrolytes in micro-LIBs, the following conditions need to be met: (a) high ionic conductivity at the device operating temperature; (b) high electrochemical and thermal stability in contact with electrode materials; (c) high mechanical strength to prevent the emergence and growth of lithium dendrites; (d) low-cost mass production and (e) low toxicity.^{107–112} At present, solid electrolytes are generally classified into three categories: inorganic crystal electrolytes, inorganic glass electrolytes and polymer-based solid electrolytes.

Polymer electrolytes (PEs) have good ionic conductivity, flexibility, adaptability to the volume change of the electrode, and adjustable mechanical strength to prevent lithium dendrite growth.¹¹³ PEs are generally obtained by dissolving lithium salts (such as LiPF₆, LiTFSI and LiDFOB) in the polymer matrix, such as polyethylene oxide (PEO), poly (methyl methacrylate) (PMMA), and polyvinylidene fluoride (PVDF).¹⁰⁷ Compared with other solid electrolytes, PEs are able to reach the tiny space between the electrodes of micro-LIBs, and provide good contacts between electrolyte and electrodes. PEs can be further classified as solid polymer electrolytes, composite polymer electrolytes and gel polymer electrolytes. Solid polymer electrolytes (SPE) do not use organic liquids in the system, and thus have relatively low ionic conductivity at room temperature.

Composite polymer electrolytes are a special class of SPEs, whose polymers can be blended, cross-linked, doped, and enhanced by additives and inorganic fillers. Gel polymer electrolytes (GPE) generally consist of a polymer matrix and a liquid component (typically organic electrolytes). The liquid component in GPE increases ionic conductivity and interfacial stability, while the polymer matrix provides sufficient mechanical strength and flexibility. The polymers in GPEs are plasticized and swollen by the liquid electrolyte, so they are also called plasticized PEs.^{114–120}

Chaudoy *et al.* prepared a GPE for thin film micro-LIBs using a mixture of polyvinylidene fluoride-co-hexafluoropropylene (PVDF-HFP), cross-linked polyethylene oxide (PEO) and an ionic liquid.¹²¹ In this electrolyte, PVDF-HFP helps to increase the pore size and porosity of the electrolyte membrane, and then to improve ion transport (Fig. 14a). The cross-linked PEO can form a semi-interpenetrating polymer network (semi-IPN) with PVDF-HFP, which has the ability to retain the liquid phase and boost mechanical strength to prevent dendrite growth (Fig. 14b). It was confirmed that positively charged surface of inorganic materials with oxygen vacancies can strongly interact with the anions of electrolyte salts, releasing more Li⁺ and increasing ionic conductivity.^{122,123} Based on this principle, Chen *et al.* added Ca-doped CeO₂ (Ca-CeO₂) nanotubes with oxygen vacancy-rich surfaces into PEO-based polymer electrolyte for micro-LIBs.¹²³ Ca-CeO₂ nanotubes can provide ion transport channels, and the hollow structure increases the contact area with PEO-based electrolyte. Both factors are favourable to promote the Li⁺ migration number, so that Li⁺ can be deposited uniformly during cycling and prevent the growth of lithium dendrites (Fig. 14c).¹²³

Inorganic crystalline electrolytes tend to have high ionic conductivity, thermal stability and electrochemical decomposition potential. However, the presence of grain boundaries in inorganic crystalline electrolytes can lead to impeded Li⁺ transport. Therefore, to obtain a relatively high total conductivity, a good contact between the electrolyte and electrode is required.¹¹⁸ The most studied inorganic crystalline electrolytes include NASICON,¹¹¹ LISICON,¹²⁴ perovskite,¹²⁵ and garnet-type electrolytes.^{126,127} As a third-generation oxide solid electrolyte with a NASICON crystal structure, lithium titanium phosphate [LiTi₂(PO₄)₃] has an ionic conductivity of 2×10^{-6} S cm⁻¹ at room temperature. By further doping the raw material with Al₂O₃, Li_{1.3}Al_{0.3}Ti_{1.7}(PO₄)₃ (LATP) was obtained, which allowed Al³⁺ to partially replace Ti⁴⁺. Due to the doping of Al³⁺, Li⁺ can occupy additional interstitial positions, which further enhances its ionic conductivity. Tarancon's team fabricated LATP thin films as a solid electrolyte for micro-LIBs by the PLD technique, which achieved an ionic conductivity up to 10⁻⁴ S cm⁻¹ after annealing (Fig. 14d).¹²⁸

Inorganic glass electrolytes have certain structural advantages over crystalline electrolytes. For example, with highly defective structures, inorganic glassy electrolytes have ample empty spaces for Li⁺ to occupy, which are beneficial for ion migration. They can vary continuously in composition, which implies chemical diversity. Moreover, glassy materials are isotropic with ions diffusing in the same path in all directions,



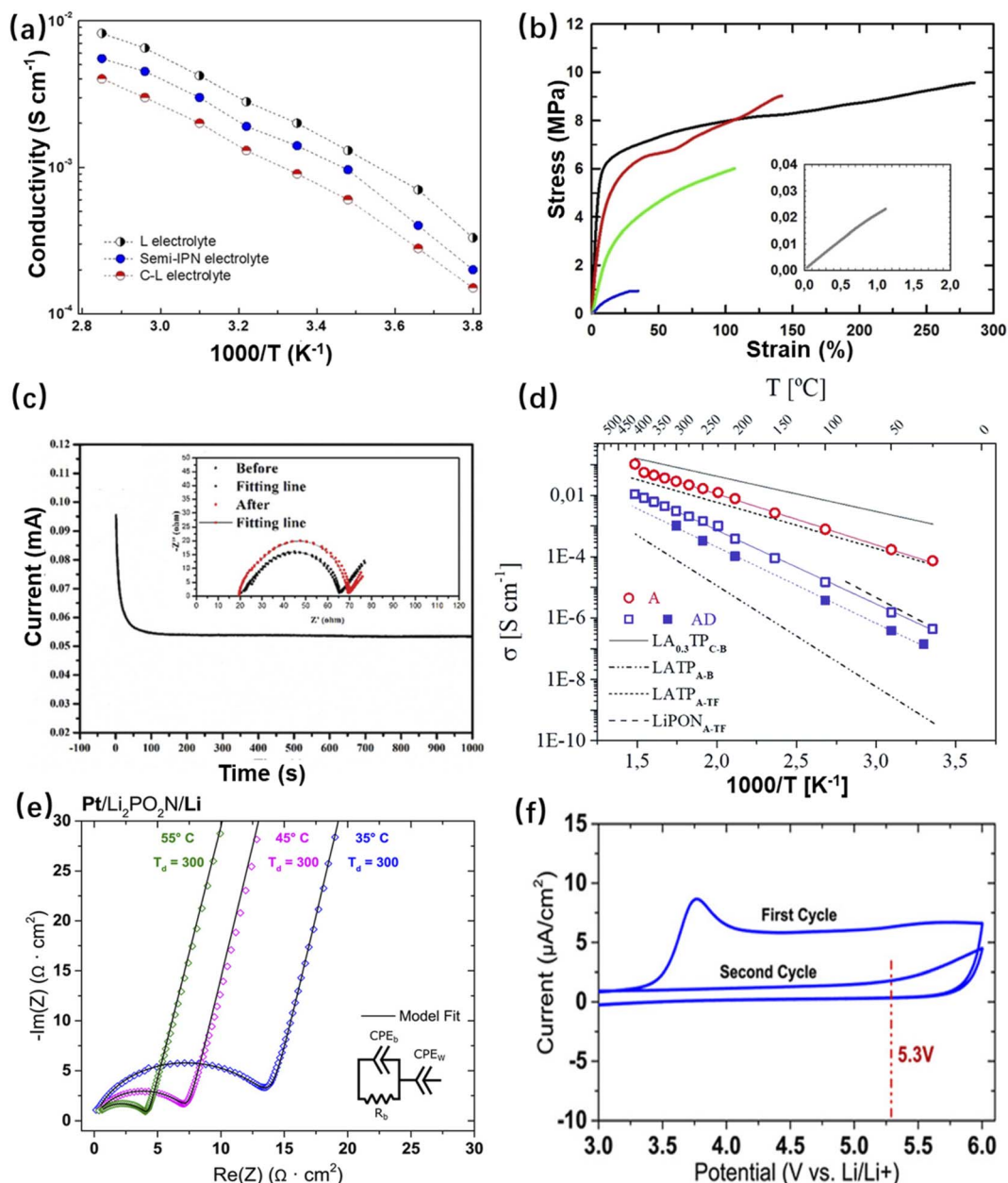


Fig. 14 (a) Plot of semi-IPN electrolyte conductivity *versus* temperature (blue colour), and (b) static tensile tests for the electrolyte matrices without liquid encapsulation based on the following compositions: only PVdF-HFP (black), 75 wt% PVdF-HFP/25 wt% POE (red), 50 wt% PVdF-HFP/50 wt% POE (green), 25 wt% PVdF-HFP/75 wt% POE (blue), and only POE (grey). Reproduced with permission from ref. 121, Copyright© 2021, Wiley-VCH GmbH. (c) Chronoamperometry curve of the PEO/LiTFSI/10Ca-CeO₂ film at a potential step of 10 mV at 60 °C. Reproduced with permission from ref. 123, Copyright© 2020, WILEY-VCH Verlag GmbH & Co. (d) Arrhenius plots under different annealing conditions for LATP thin films deposited on a Si₃N₄ substrate by PLD, and their corresponding activation energies and conductivities (AD for as-deposited and A for post-annealed). Reproduced with permission from ref. 128, Copyright© 2021, The Royal Society of Chemistry. (e) EIS tests and (f) cyclic voltammograms of the Pt/Li₂PO₂N/Li half-cell. Reproduced with permission from ref. 130, Copyright© 2017, American Chemical Society.

which makes it easier for ions to pass through the particle interface. Among the existing glass electrolytes, LiPON has relatively high ionic conductivity, low electronic conductivity and excellent electrochemical stability. The general formula of LiPON is Li_xPO_yN_z ($x = 2y + 3z - 5$).¹²⁹ LiPON was also made into thin film electrolytes for micro-LIBs. Pearse *et al.* used ALD to fabricate Pt/Li₂PO₂N/Li half-cells for EIS testing, and the results are shown in Fig. 14e. It can be seen that the electrical

conductivity is greatly improved in comparison with the conventional LiPON electrolyte. Moreover, the thin film is believed to prevent surface degradation of electrode materials and increase electrochemical stability.¹³⁰ The electrochemical stability of LiPON electrolyte was tested by cyclic voltammetry (Fig. 14f). It was found that in the first cycle, there was a small anodic peak at 3.8 V, which indicated that a slight reaction occurred. However, in the second cycle, no reaction occurred at



3.8 V, which was believed to be due to the formation of a self-limiting SEI layer on the electrode, so that the electrolyte remained stable in the voltage range of 0–5.3 V.

4.4 Materials for current collectors

The current collector plays a role in supporting the electrode material and connecting the internal and external circuits. For micro-LIBs, conventional Cu or Al inks are not suitable for use as current collectors because surface oxidation disrupts electron injection behaviour. The current collector layers were generally fabricated by multiple deposition technologies, such as vacuum vapor deposition, PVD and PLD. For planar interdigital and 3D structured micro-LIBs, freestanding aluminium, copper and nickel nanorod arrays, high aspect ratio 3D carbon structures, and porous Ni, Au and Pt have been reported.^{89,131–134}

Among them, 3D metal current collectors based on nanorod arrays (such as an Al nanorod array, Fig. 15a) obtained by

constant current and pulsed current electrodeposition presented a high specific surface area and improved rate performance.¹³¹ A porous 3D Ni current collector (Fig. 15b) with high specific surface area could reduce the local current density during lithium deposition and slow down the growth of lithium dendrites.^{89,132} However, it is difficult to manufacture the above two kinds of 3D current collectors. Researchers are looking for 3D current collectors that can be easily manufactured. Yuan *et al.* proposed the method of orthogonal ploughing and extrusion to prepare a 3D structure on a copper plate (Fig. 15c).¹³⁴ This method avoids the introduction of additional layers or components, and provides rich surface morphology. The grooves and cavities on the surface of the current collector are conducive to the improvement of the reversible specific capacity and rate performance of on-chip LIBs (Fig. 15d and e). To realize interdigital micro-LIBs, low cost, highly conductive and printable current collector inks with high operational voltage are urgently required. However, the reported printed

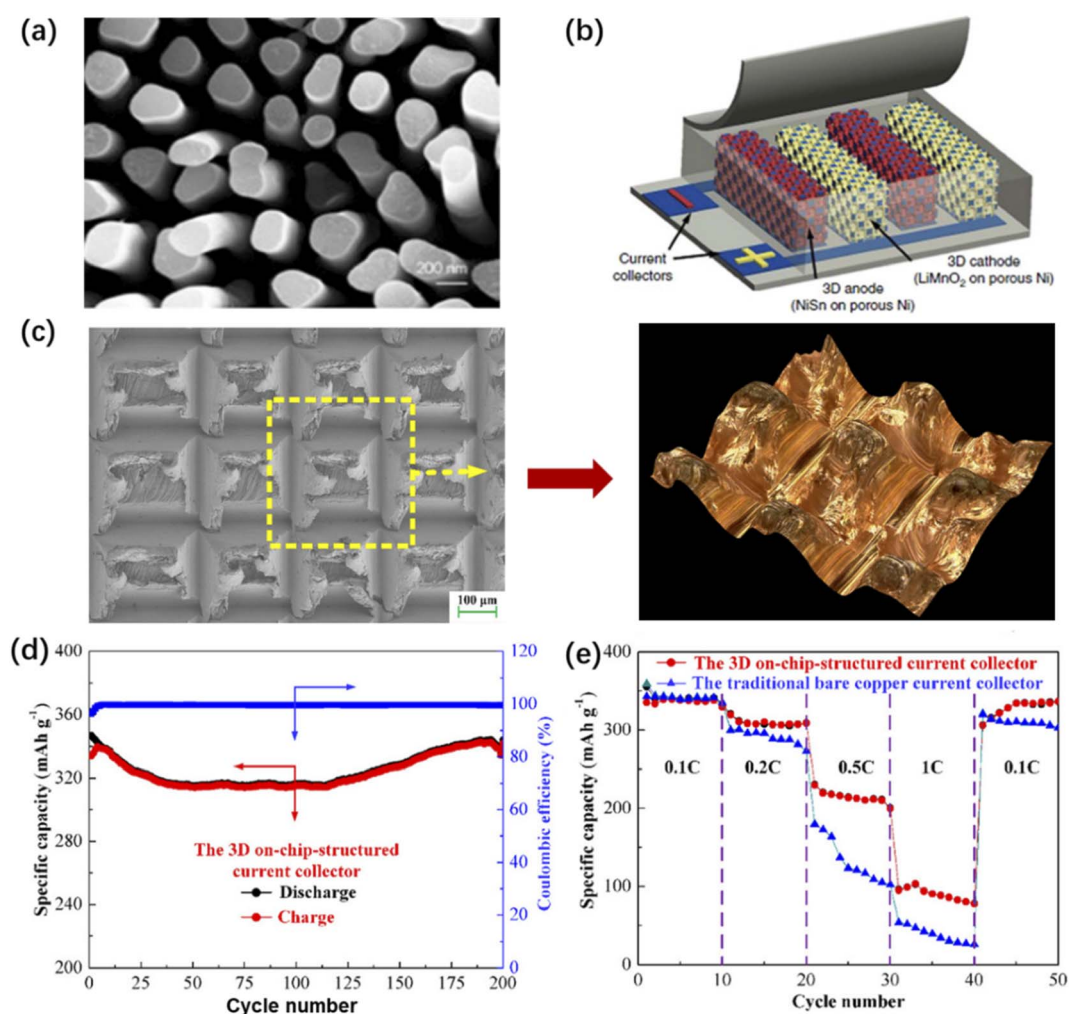


Fig. 15 (a) SEM image of a 3D metal current collector based on an aluminium nanorod array. Reproduced with permission from ref. 131, Copyright© 2015, Elsevier B.V. (b) Structural diagram of a porous nickel current collector for micro-LIBs. Reproduced with permission from ref. 132, Copyright© 2021, Science Press and Dalian Institute of Chemical Physics, Chinese Academy of Sciences. (c) SEM image and optical image of a 3D copper current collector. (d) Cycling performance and (e) rate performance of the micro-LIB based on a 3D Cu current collector. Reproduced with permission from ref. 134, Copyright© 2019, American Chemical Society.



current collectors for interdigital micro-LIBs are very limited until now.

5. On-chip integrated microsystems

The ultimate goal of investigating micro-LIBs is to realize their on-chip integration with microelectronic systems, so as to achieve target-oriented functions. Up to now, micro-LIBs integrated with energy harvesters, light-emitting diodes, sensors, *etc.*, have been studied.

The combination of micro-LIBs with miniaturized energy harvesting devices (such as solar cells,¹³⁵ triboelectric nanogenerators,¹³⁶ electrostatic nanogenerators¹³⁷ or their hybrids¹³⁸) enable on-chip self-powered systems. Wang *et al.* developed a photo-rechargeable micro-LIB using γ -LiV₂O₅ material as the cathode without using any photo-absorption and charge-separation agents (Fig. 16a). The device could collect solar energy and convert it into electrical energy for storage. The self-powered microsystem can be effective because the band gap width of γ -LiV₂O₅ is 2.8 eV, which is exactly in the visible light energy range and thus can absorb visible light.¹³⁵ A triboelectric nanogenerator (TEMG) as one of the mechanical energy harvesters, can be used to collect human mechanical energy. Wang's group developed a self-powered microsystem by integrating a TEMG and an electromagnetic generator (EMG) with a Li-ion battery (Fig. 16b). The harvested electric energy after 100 cycles of vibration could charge a lithium battery from 2.62 to 3.06 V after 30 min.¹³⁶ Yang's group demonstrated a convoluted power device by internally hybridizing a solid-state Li-ion battery (SLB) and a TEMG *via* sharing common electrodes (Fig. 16c). The TiO₂ nanotubes and the LMO film were utilized as the anode and cathode of the SLB, respectively. The working of the TEMG is based on the coupling between the triboelectric effect and electrostatic induction under periodical contact/

separation between TiO₂ nanotubes and the FEP film. The device can be mounted on a human shoe, thus demonstrating potential for self-powered wearable electronics. A third type of self-powered microsystem is a combination of the above two types of energy harvesters that collects solar energy as well as mechanical energy. Ma *et al.* designed a class of such a hybrid self-powered microsystem, in which solar cells and TEMGs were integrated with micro-LIBs simultaneously (Fig. 16d).¹³⁸ Such a combination plays a compensating role in realizing uninterrupted energy harvesting.

Furthermore, Liu *et al.* integrated a green light-emitting diode (LED) into a self-powered microsystem constructed with micro-LIBs and a TEMG (Fig. 17a). The self-powered microsystem can continuously provide energy for the green LED.¹³⁷ Micro-LIBs can also be integrated with various sensors to realize wireless sensing, smart detection and other functions. Toor *et al.* assembled a micro-electro-mechanical system (MEMS)-based wireless sensor device, and demonstrated the effectiveness of a micro-LIB as a power source for the integrated electronic device (Fig. 17b).¹³⁹ Moreover, Gao *et al.* designed a smart light-working microcontroller unit (Fig. 17c),¹⁴⁰ which was composed of a magnetic sensor array, a microprocessor, a light emitting device and detection circuits, for smart public safety detection. A smart public safety sensing system with low-cost, small-size and low-power properties can help to promote the development of smart city public safety networks, and is also expected to promote multiple smart lighting devices into wireless networks for mass monitoring. With further development in materials, component structures, device fabrications and system integration, in the near future, micro-LIBs with a high degree of customizability would be extensively explored for smart microsystems to achieve more customized function prototypes, such as self-healing, shape-memory, load-bearing, electrochromism, photodetection, *etc.*

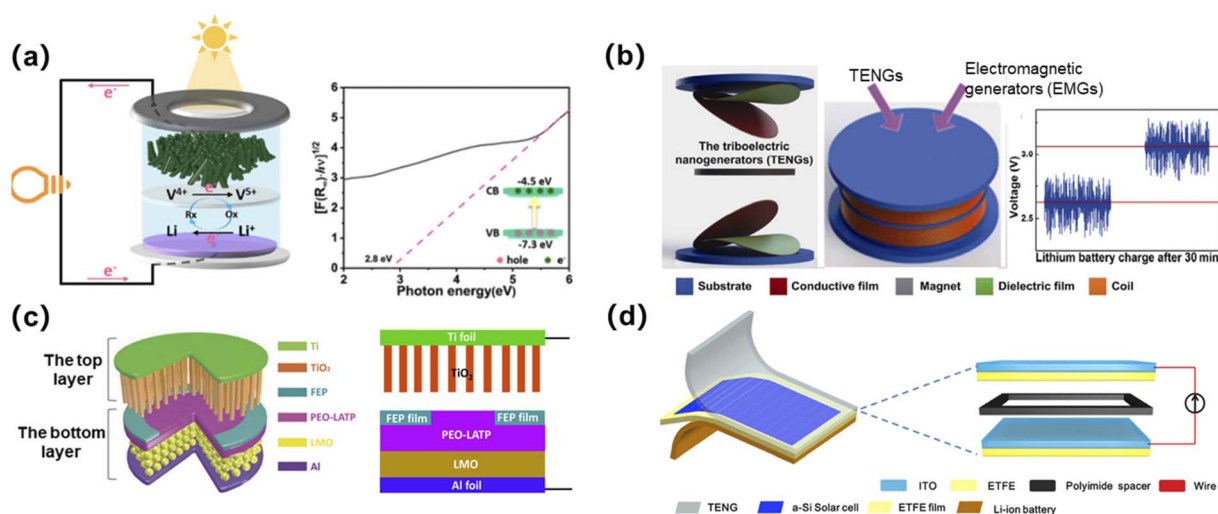


Fig. 16 (a) Schematic diagram of a photo-rechargeable micro-LIB. Reproduced with permission from ref. 135, Copyright© 2022, American Chemical Society. (b) An energy device integrated by using TEMGs and EMGs to charge a lithium battery. Reproduced with permission from ref. 136, Copyright© 2018, Tsinghua University Press. (c) Schematic diagram of a self-powered system integrated by using an electrostatic nanogenerator and a solid-state micro-LIB. Reproduced with permission from ref. 137, Copyright© 2017, Wiley-VCH Verlag. (d) Schematic diagram of a hybrid self-powered microsystem. Reproduced with permission from ref. 138, Copyright© 2019, Elsevier B.V.






Fig. 17 (a) Photograph of a green light-emitting diode lit by a self-powered microsystem. Reproduced with permission from ref. 137, Copyright© 2017, Wiley-VCH Verlag. (b) Schematic diagram of a wireless sensor and a micro-LiB integrated device. Reproduced with permission from ref. 139, Copyright© 2021, Elsevier B.V. (c) Photograph of a smart light-working microcontroller unit.

6. Challenges and perspectives

Micro-LiBs are expected to play an irreplaceable role as on-chip power supplies for miniaturized electronic devices and micro-systems. More and more scientists have devoted themselves to develop novel materials, advanced cell architectures, and economic manufacturing technologies, and further improve the electrochemical performances, durability and practicability of micro-LiBs (Fig. 18). In this review, the developments of micro-LiBs in recent years are systematically introduced. We simply give an introduction about the concept and features of micro-LiBs, such as ultra-compactness, light weight, easy integration and good electrochemical performances. Meanwhile, the microstructure design of micro-LiBs including a laminated thin film structure, a planar interdigital structure, a 3D interdigital structure and other types of 3D architectures, are emphasized. Following this, we summarize the microelectrode manufacturing methods of micro-LiBs. Within this discussion, the microelectrode manufacturing methods for each micro-structure configuration are introduced. Materials considerations for micro-LiBs are specifically discussed. Last but not

least, on-chip integrated microsystems with various functions which exhibit particular advantages of micro-LiBs in various application scenarios are mentioned.

Despite the ever-increasing development of micro-LiBs, several challenges prevent them from becoming a mature technology until now. Firstly, to improve the electrochemical performances and develop next generation micro-LiBs, advanced electrolytes should be carefully taken into consideration. At present, liquid organic electrolytes are the most common electrolytes used in micro-LiBs due to their high ionic conductivities. However, the problems of electrolyte leakage and cell encapsulation for steady operation urgently need to be solved. Therefore, solid electrolytes with the properties of high safety, low self-discharge and being easy to package should be further studied and employed in micro-LiBs. Among them, solid polymer electrolytes with advantages of superior processing flexibility, great electrode–electrolyte interfacial contact and adjustable mechanical properties have the most practical prospect in commercial applications.

Secondly, to achieve the widespread application of micro-LiBs in functional microsystems, it is urgent to develop advanced microelectrode manufacturing methods, which are easy-to-operate, eco-friendly, and have low-cost and high-efficiency. As yet, various microelectrode manufacturing methods have been reported for micro-LiBs, including but not limited to 3D printing, photolithography, laser scribing, electrodeposition, transfer printing and mask-assisted filtration. However, most of these microelectrode manufacturing methods are only realized in the laboratory and cannot satisfy the requirements of commercialization. 3D printing is considered as the most promising technology for on-chip manufacturing of micro-LiBs. The greatest advantage of 3D printing is that it can directly print the solid polymer electrolyte and allows *in situ* encapsulation of the microsystem. Moreover, 3D printing has the capability to manufacture various shapes and structures of micro-LiBs, which contributes to a great future for flexible and customized manufacturing.

Thirdly, further shrinking the size of micro-LiBs to obtain high compactness is required. At present, the miniaturization of reported micro-LiBs is not good enough for a variety of reasons, including the large particle sizes of active materials and limitations of manufacturing technologies. When using liquid electrolytes, encapsulating the liquid electrolytes and

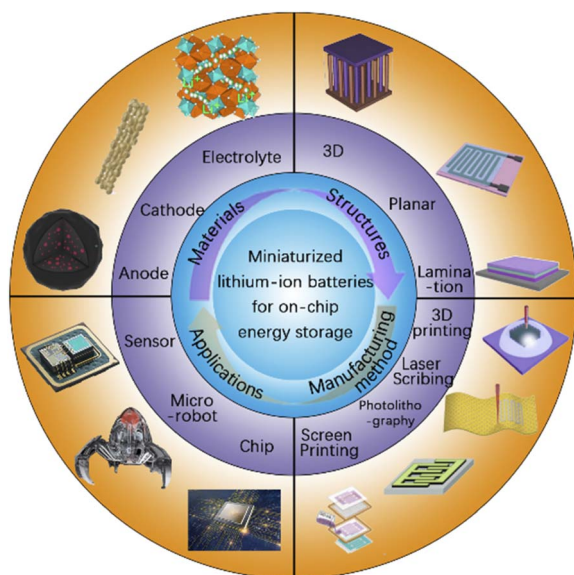


Fig. 18 Micro-LiBs for on-chip energy storage.



other parts of micro-LIBs on-chip without electrolyte leakage and being compatible with other microelectronic components is a significant technical difficulty. A possible method reported to package micro-LIBs is by using specific curable polymers (such as polydimethylsiloxane) by light-curing or heat-curing.

Fourthly, developing advanced electrode materials, adjusting the specific parameters of the microelectrodes and configuring a preferable 3D microstructure to improve the specific surface area, mass loading and conductivity of active materials, and then promoting the energy density, power density and cycle life of micro-LIBs should be further studied. For example, emerging hybrid-type anode materials such as alloy-intercalation-type (SnS_2/CNTs)¹⁴¹ and conversion-alloy-type (Sb_2S_3)¹⁴² anode materials could also be studied in micro-LIBs to improve the energy densities of cells, owing to their high theoretical capacities and relatively low operating voltages.^{143–145} In addition, it is important to explore *in situ* and semi-*in situ* characterization techniques (such as *in situ* X-ray diffraction, neutron diffraction, *in situ* conductive atomic force microscopy, nuclear magnetic resonance, cryo-electron microscopy, etc.), which can monitor real-time changes and provide important structural and electrochemical information for performance analysis of micro-LIBs. High-resolution characterization techniques play an important role in exploring battery evolution and ion transport mechanisms during the charging/discharging process. By analyzing the ion transport and cycling degradation mechanisms of micro-LIBs through modelling/simulation, the design parameters of cells can be systematically analyzed and the cell structure can be optimized, so as to shorten the development cycle and reduce research cost of micro-LIBs.

Finally, we should also focus on the integration of micro-LIBs into microsystems to realize more novel functions, for example, self-healing, shape-memory, electrochromism, photodetection, etc. Nowadays, some devices such as wireless sensors and microcontroller unit systems have made use of micro-LIBs, and we believe that more and more practical tools will be invented with micro-LIBs. Next generation smart electronics such as implanted devices, wearable devices and microrobots will be highly customizable, which reflect improvement not only in shape and flexibility, but also in functions. A variety of microsystems will come up to meet the urgent demands. As a conclusion, microelectronics with advanced materials, ingenious microstructures and integrated systems will play a significant role in human society. We should grasp the opportunity, create next generation micro-LIBs and pave the way for the further development of intelligent electronic products.

Conflicts of interest

There are no conflicts to declare.

Acknowledgements

We appreciate the support from the College Students' Innovative Entrepreneurial Training Plan Program of the Huazhong University of Science and Technology (CL2022025).

References

- 1 S. Ferrari, M. Loveridge, S. D. Beattie, M. Jahn, R. J. Dashwood and R. Bhagat, Latest advances in the manufacturing of 3D rechargeable lithium microbatteries, *J. Power Sources*, 2015, **286**, 25–46.
- 2 W. Li, T. L. Christiansen, C. Li, Y. Zhou, H. Fei, A. Mamakhel, B. B. Iversen and J. J. Watkins, High-power lithium-ion microbatteries from imprinted 3D electrodes of sub-10 nm $\text{LiMn}_2\text{O}_4/\text{Li}_4\text{Ti}_5\text{O}_{12}$ nanocrystals and a copolymer gel electrolyte, *Nano Energy*, 2018, **52**, 431–440.
- 3 M. Nathan, D. Golodnitsky, V. Yufit, E. Strauss, T. Ripenbein, I. Shechtman, S. Menkin and E. Peled, Three-dimensional thin-film Li-ion microbatteries for autonomous MEMS, *J. Microelectromech. Syst.*, 2005, **14**, 879–885.
- 4 Z. Lei, J. Zhang, L. L. Zhang, N. A. Kumar and X. S. Zhao, Functionalization of chemically derived graphene for improving its electrocapacitive energy storage properties, *Energy Environ. Sci.*, 2016, **9**, 1891–1930.
- 5 P. Lian, Y. Dong, Z.-S. Wu, S. Zheng, X. Wang, W. Sen, C. Sun, J. Qin, X. Shi and X. Bao, Alkalized Ti_3C_2 MXene nanoribbons with expanded interlayer spacing for high-capacity sodium and potassium ion batteries, *Nano Energy*, 2017, **40**, 1–8.
- 6 Y. Dong, Z. S. Wu, S. Zheng, X. Wang, J. Qin, S. Wang, X. Shi and X. Bao, Ti_3C_2 MXene-derived sodium/potassium titanate nanoribbons for high-performance sodium/potassium ion batteries with enhanced capacities, *ACS Nano*, 2017, **11**, 4792–4800.
- 7 J. G. Koomey, H. S. Matthews and E. Eilliams, Smart everything: will intelligent systems reduce resource use?, *Annu. Rev. Environ. Resour.*, 2013, **38**, 311–343.
- 8 N. A. Kyeremateng, T. Brousse and D. Pech, Microsupercapacitors as miniaturized energy-storage components for on-chip electronics, *Nat. Nanotechnol.*, 2017, **12**, 7–15.
- 9 S. Zheng, X. Shi, P. Das, Z. Wu and X. Bao, The road towards planar microbatteries and micro-supercapacitors: from 2D to 3D device geometries, *Adv. Mater.*, 2019, **31**, 1900583.
- 10 X. Pan, X. Hong, L. Xu, Y. Li, M. Yan and L. Mai, On-chip micro/nano devices for energy conversion and storage, *Nano Today*, 2019, **28**, 100764.
- 11 S. Patnaik, A. Jadon, C. C. H. Tran, A. Estève, D. Guay and D. Pech, High areal capacity porous Sn–Au alloys with long cycle life for Li-ion microbatteries, *Sci. Rep.*, 2020, **10**(1), 1–8.
- 12 C. C. Liang and P. Bro, A high-voltage, solid-state battery system: I. design considerations, *J. Electrochem. Soc.*, 1969, **116**, 1322.
- 13 K. Kanehori, K. Matsumoto, K. Miyauchi and T. Kudo, Thin film solid electrolyte and its application to secondary lithium cell, *Solid State Ionics*, 1983, **9**, 1445–1448.
- 14 C. Branci, N. Benjelloun, J. Sarradin and M. Ribes, Vitreous tin oxide-based thin film electrodes for Li-ion microbatteries, *Solid State Ionics*, 2000, **135**, 169–174.



- 15 H. Nakano, K. Dokko, J.-i. Sugaya, T. Yasukawa, T. Matsue and K. Kanamura, All-solid-state micro lithium-ion batteries fabricated by using dry polymer electrolyte with micro-phase separation structure, *Electrochem. Commun.*, 2007, **9**, 2013–2017.
- 16 M. M. Shaijumon, E. Perre, B. Daffos, P. Taberna, J. Tarascon and P. Simon, Nanoarchitected 3D cathodes for Li-Ion microbatteries, *Adv. Mater.*, 2010, **22**, 4978–4981.
- 17 N. Labyedh, F. Mattrlaer, C. Detavernier and P. M. Vereecken, 3D LiMn₂O₄ thin-film electrodes for high rate all solid-state lithium and Li-ion microbatteries, *J. Mater. Chem. A*, 2019, **7**, 18996–19007.
- 18 K. Sun, T.-S. Wei, B. Y. Ahn, J. Y. Seo, S. J. Dillon and J. A. Lewis, 3D printing of interdigitated Li-ion microbattery architectures, *Adv. Mater.*, 2013, **25**, 4539–4543.
- 19 P. Sun, X. Li, J. Shao and P. V. Braum, High-performance packaged 3D lithium-ion microbatteries fabricated using imprint lithography, *Adv. Mater.*, 2021, **33**, 2006229.
- 20 M. Hallot, V. Nikitin, O. I. Lebedev, R. Retoux, D. Troadec, V. D. Andrade, P. Roussel and C. Lethien, 3D LiMn₂O₄ thin film deposited by ALD: a road toward high-capacity electrode for 3D Li-Ion microbatteries, *Small*, 2022, **18**, 2107054.
- 21 A. Toor, A. Wen, F. Maksimovic, A. M. Gaikwad, K. S. J. Pister and A. C. Arias, Stencil-printed Lithium-ion micro batteries for IoT applications, *Nano Energy*, 2021, **82**, 105666.
- 22 B. L. Ellis, P. Knauth and T. Djenizian, Three-dimensional self-supported metal oxides for advanced energy storage, *Adv. Mater.*, 2014, **26**, 3368–3397.
- 23 M. Beidaghi and Y. Gogotsi, Capacitive energy storage in micro-scale devices: recent advances in design and fabrication of micro-supercapacitors, *Energy Environ. Sci.*, 2014, **7**, 867–884.
- 24 L. Liu, Q. Weng, X. Lu, X. Sun, L. Zhang and O. G. Schmidt, Advances on microsized on-chip lithium-ion batteries, *Small*, 2017, **13**, 1701847.
- 25 A. Sumboja, J. Liu, W. Zhen, Y. Zong, H. Zhang and Z. Liu, Electrochemical energy storage devices for wearable technology: a rationale for materials selection and cell design, *Chem. Soc. Rev.*, 2018, **47**, 5919–5945.
- 26 G. Sun, X. Jin, H. Yang, J. Gao and L. Qu, An aqueous Zn–MnO₂ rechargeable microbattery, *J. Mater. Chem. A*, 2018, **6**, 10926–10931.
- 27 Y. Lu, K. Jiang, D. Chen and G. Shen, Wearable sweat monitoring system with integrated micro-supercapacitors, *Nano Energy*, 2019, **58**, 624–632.
- 28 R. Jia, G. Shen, F. Qu and D. Chen, Flexible on-chip micro-supercapacitors: efficient power units for wearable electronics, *Energy Storage Mater.*, 2020, **27**, 169–186.
- 29 Y. Da, J. Liu, L. Zhou, X. Zhu, X. Chen and L. Fu, Engineering 2D architectures toward high-performance micro-supercapacitors, *Adv. Mater.*, 2019, **31**, 1802793.
- 30 M. Pumera, Graphene-based nanomaterials for energy storage, *Energy Environ. Sci.*, 2011, **4**, 668–674.
- 31 X. Cao, C. Tan, X. Zhang, W. Zhao and H. Zhang, Solution-Processed Two-Dimensional Metal Dichalcogenide-Based Nanomaterials for Energy Storage and Conversion, *Adv. Mater.*, 2016, **28**, 6167–6196.
- 32 I. Ryu, J. W. Choi, Y. Cui and W. D. Nix, Size-dependent fracture of Si nanowire battery anodes, *J. Mech. Phys. Solids*, 2011, **59**, 1717–1730.
- 33 E. Pomerantseva, F. Bonaccorso, X. Feng, Y. Cui and Y. Gogotsi, Energy storage: The future enabled by nanomaterials, *Science*, 2019, **366**, eaan8285.
- 34 S. Moitzheim, B. Put and P. M. Vereecken, Advances in 3D thin-film Li-ion batteries, *Adv. Mater. Interfaces*, 2019, **6**, 1900805.
- 35 H. Liu, G. Zhang, X. Zheng, F. Chen and H. Duan, Emerging miniaturized energy storage devices for microsystem applications: from design to integration, *Int. J. Extreme Manuf.*, 2020, **2**, 042001.
- 36 X. Shi, P. Das and Z. Wu, Digital microscale electrochemical energy storage devices for a fully connected and intelligent world, *ACS Energy Lett.*, 2022, **7**, 267–281.
- 37 K. Jiang and Q. Weng, Miniaturized energy storage devices based on two-dimensional materials, *ChemSusChem*, 2020, **13**, 1420–1446.
- 38 K. Sun, S. T. Wei, B. Y. Ahn, J. Y. Seo, S. J. Dillon and J. A. Lewis, 3D printing of interdigitated Li-ion microbattery architectures, *Adv. Mater.*, 2013, **25**, 4539–4543.
- 39 S. Sun, Q. Xia, J. Liu, J. Xu, F. Zan, J. Yue, S. V. Savilov, V. V. Lunin and H. Xia, Self-standing oxygen-deficient alpha-MoO_{3-x} nanoflake arrays as 3D cathode for advanced all-solid-state thin film lithium batteries, *J. Materiomics*, 2019, **5**, 229–236.
- 40 S. Zheng, Z. Li, Z. Wu, Y. Dong, F. Zhou, S. Wang, Q. Fu, C. Sun, L. Guo and X. Bao, High packing density unidirectional arrays of vertically aligned graphene with enhanced areal capacitance for high-power micro-supercapacitors, *ACS Nano*, 2017, **11**, 4009–4016.
- 41 B. He, Q. Zhang, L. Li, J. Sun, P. Man, Z. Zhou, Q. Li, J. Guo, L. Xie, C. Li, X. Wang, J. Zhao, T. Zhang and Y. Yao, High-performance flexible all-solid-state aqueous rechargeable Zn–MnO₂ microbatteries integrated with wearable pressure sensors, *J. Mater.*, 2018, **6**, 14594–14601.
- 42 W. Liu, Y. Feng, X. Yan, J. Chen and Q. Xue, Superior micro-supercapacitors based on graphene quantum dots, *Adv. Funct. Mater.*, 2013, **23**, 4111–4122.
- 43 C. Liu, E. I. Gillette, X. Chen, A. J. Pearse, A. C. Kozen, M. A. Schroeder, K. E. Gregorczyk, S. B. Lee and G. W. Rubloff, An all-in-one nanopore battery array, *Nat. Nanotechnol.*, 2014, **9**, 1031–1039.
- 44 Z. Wang, J. Ni, L. Li and J. Lu, Theoretical simulation and modeling of three-dimensional batteries, *Cell Rep. Phys. Sci.*, 2020, **1**, 100078.
- 45 D. P. Dubal, D. Aradilla, G. Bidan, P. Gentile, T. J. S. Schubert, J. Wimberg, S. Sadki and P. Gomez-Romero, 3D hierarchical assembly of ultrathin MnO₂ nanoflakes on silicon nanowires for high performance



- micro-supercapacitors in Li-doped ionic liquid, *Sci. Rep.*, 2015, 5, 09771.
- 46 M. M. Shaijumon, E. Perre, B. Daffos, P. L. Taberna, J. M. Tarascon and P. Simon, Nanoarchitected 3D cathodes for Li-ion microbatteries, *Adv. Mater.*, 2010, 22, 4978–4981.
- 47 X. Wang, Z. Pan, J. Yang, Z. Lyu, Y. Zhong, G. Zhou, Y. Qiu, Y. Zhang, J. Wang and W. Li, Stretchable fiber-shaped lithium metal anode, *Energy Storage Mater.*, 2019, 22, 179–184.
- 48 G. Qian, B. Zhu, X. Liao, H. Zhai, A. Srinivasan, N. J. Fritz, Q. Cheng, M. Ning, B. Qie, Y. Li, S. Yuan, J. Zhu, X. Chen and Y. Yang, Bioinspired, spine-like, flexible, rechargeable lithium-ion batteries with high energy density, *Adv. Mater.*, 2019, 31, e1903093.
- 49 L. Liu, Q. Weng, X. Lu, X. Sun, L. Zhang and O. G. Schmidt, Advances on microsized on-chip lithium-ion batteries, *Small*, 2017, 13, 1701847.
- 50 B. Hu and X. Wang, Advances in micro lithium-ion batteries for on-chip and wearable applications, *J. Micromech. Microeng.*, 2021, 31, 114002.
- 51 X. Liao, C. Shi, T. Wang, B. Qie, Y. Chen, P. Yang, Q. Cheng, H. Zhai, M. Chen, X. Wang, X. Chen and Y. Yang, High-energy-density foldable battery enabled by zigzag-like design, *Adv. Energy Mater.*, 2019, 9, 1802998.
- 52 C. Shi, T. Wang, X. Liao, B. Qie, P. Yang, M. Chen, X. Wang, A. Srinivasan, Q. Cheng, Q. Ye, A. C. Li, X. Chen and Y. Yang, Accordion-Like stretchable Li-ion batteries with high energy density, *Energy Storage Mater.*, 2019, 17, 136–142.
- 53 A. Chen, X. Guo, S. Yang, G. Liang, Q. Li, Z. Chen, Z. Huang, Q. Yang, C. Han and C. Zhi, Human joint-inspired structural design for a bendable/foldable/stretchable/twistable battery: achieving multiple deformabilities, *Energy Environ. Sci.*, 2021, 14, 3599–3608.
- 54 F. Su, L. Dai, X. Guo, L. Xie, G. Sun and C. Chen, Microstructure evolution and control of lithium-ion battery electrode laminate, *J. Energy Storage*, 2018, 14, 82–93.
- 55 A. P. Nugroho, N. H. Hawari, B. Prakoso, A. D. Refino, N. YuLianto, F. Iskandar, E. Kartini, E. Peiner, H. S. Wasisto and A. Sumboja, Vertically aligned n-type silicon nanowire array as a free-standing anode for lithium-ion batteries, *Nanomaterials*, 2021, 11, 3137.
- 56 M. Curcio, A. De Bonis, S. Brutti, A. Santagata and R. Teghil, Pulsed laser deposition of thin films of TiO₂ for Li-ion batteries, *Appl. Surf. Sci.*, 2021, 4, 100090.
- 57 J. Speulmanns, A. M. Kia, K. Kuehnel, S. Boenhardt and W. Weinreich, Surface-dependent performance of ultrathin TiN films as an electrically conducting Li diffusion barrier for Li-ion-based devices, *ACS Appl. Mater. Interfaces*, 2020, 12, 39252–39260.
- 58 M. Madadi, J. Heiska, J. Multia and M. Karppinen, Atomic and molecular layer deposition of alkali metal based thin films, *ACS Appl. Mater. Interfaces*, 2021, 13, 56793–56811.
- 59 A. Brennhagen, K. B. Kvamme, K. S. S. Sverdlilje and O. Nilsen, High power iron phosphate cathodes by atomic layer deposition, *Solid State Ionics*, 2020, 353, 115377.
- 60 R. Ye, C. L. Tsai, M. Ihrig, S. Sevinc, M. Rosen, E. Dashjav, Y. J. Sohn, E. Figgemeier and M. Finsterbusch, Water-based fabrication of garnet-based solid electrolyte separators for solid-state lithium batteries, *Green Chem.*, 2020, 22, 4952–4961.
- 61 H. Shen, E. Yi, S. Heywood, D. Y. Parkinson, G. Chen, N. Tamura, S. Sofie, K. Chen and M. M. Doeff, Scalable freeze-tape-casting fabrication and pore structure analysis of 3D LLZO solid-state electrolytes, *ACS Appl. Mater. Interfaces*, 2020, 12, 3494–3501.
- 62 Y. Wang, D. Cao, X. Sun, H. Ren, T. Ji, X. Jin, J. Morse and B. Stewart, H. Zhu, Large-scale manufacturing of pattern-integrated paper Li-ion microbatteries through roll-to-roll flexographic printing, *Adv. Mater. Technol.*, 2022, 2200303.
- 63 S. H. Lee, C. Huang, C. Johnston and P. S. Grant, Spray printing and optimization of anodes and cathodes for high performance Li-ion batteries, *Electrochim. Acta*, 2018, 292, 546–557.
- 64 Y. Zhang, Y. Zhu, S. Zheng, L. Zhang, X. Shi, J. He, X. Chou and Z. Wu, Ink formulation, scalable applications and challenging perspectives of screen printing for emerging printed microelectronics, *J. Energy Chem.*, 2021, 63, 498–513.
- 65 O. El Baradai, D. Beneventi, F. Alloin, Y. Bultel and D. Chaussy, Use of cellulose nanofibers as an electrode binder for lithium ion-battery screen printing on a paper separator, *Nanomaterials*, 2019, 8, 982.
- 66 N. Zavanelli and W. H. Yeo, Advances in screen printing of conductive nanomaterials for stretchable electronics, *ACS Omega*, 2021, 6, 9344–9351.
- 67 S. Zheng, H. Wang, P. Das, Y. Zhang, Y. Cao, J. Ma, S. Liu and Z. Wu, Multitasking MXene inks enable high-performance printable microelectrochemical energy storage devices for all-flexible self-powered integrated systems, *Adv. Mater.*, 2021, 33, 2005449.
- 68 H. Z. Liu, G. H. Zhang, X. Zheng and F. J. Chen, Emerging miniaturized energy storage devices for microsystem applications: from design to integration, *Int. J. Extreme Manuf.*, 2020, 2, 042001.
- 69 O. J. Sanumi, P. G. Ndungu and B. O. Oboirien, Challenges of 3D printing in LiB electrodes: Emphasis on material-design properties, and performance of 3D printed Si-based LiB electrodes, *J. Power Sources*, 2022, 543, 231840.
- 70 K. Fu, Y. Wang, C. Yan, Y. Yao, Y. Chen, J. Dai, S. Lacey, Y. Wang, J. Wan, T. Li, Z. Wang, Y. Xu and L. Hu, Graphene oxide-based electrode inks for 3D-printed lithium-ion batteries, *Adv. Mater.*, 2016, 28, 2587–2594.
- 71 R. Chen, Y. Chen, L. Xu, Y. Cheng, X. Zhou, Y. Cai and L. Mai, 3D-printed interdigital electrodes for electrochemical energy storage devices, *J. Mater. Res.*, 2021, 36, 4489–4507.
- 72 S. Lawes, Q. Sun, A. Lushington, B. Xiao, Y. Liu and X. Sun, Inkjet-printed silicon as high performance anodes for Li-ion batteries, *Nano Energy*, 2017, 36, 313–321.
- 73 M. A. Shah, D. G. Lee, B. Y. Lee and S. Hur, Classifications and applications of inkjet printing technology: A review, *IEEE Access*, 2021, 9, 140079–140102.



- 74 H. Ning, J. H. Pikul, R. Zhang, X. Li, S. Xu, J. Wang, J. A. Rogers, W. P. King and P. V. Braun, Holographic patterning of high-performance on-chip 3D lithium-ion microbatteries, *Proc. Natl. Acad. Sci. U. S. A.*, 2015, **112**, 6573–6578.
- 75 N. Zhao, L. Fu, L. Yang, T. Zhang, G. Wang, Y. Wu and T. V. Ree, Nanostructured anode materials for Li-ion batteries, *Pure Appl. Chem.*, 2008, **80**, 2283–2295.
- 76 V. A. Sugiawati, F. Vacandio, N. Yitzhack, Y. Ein-Eil and T. Djenizian, Direct pre-lithiation of electropolymerized carbon nanotubes for enhanced cycling performance of flexible li-Ion micro-batteries, *Polymers*, 2020, **12**, 406.
- 77 Y. Zhang, S. Zheng, F. Zhou, X. Shi, C. Dong, P. Das, J. Ma, K. Wang and Z. Wu, Multi-layer printable lithium-ion micro-batteries with remarkable areal energy density and flexibility for wearable smart electronics, *Small*, 2022, **18**, 2104506.
- 78 H. D. Asfaw, A. Kotronia, C.-W. Tai, L. Nyholm and K. Edstrom, Tailoring the microstructure and electrochemical performance of 3D microbattery electrodes based on carbon foams, *Energy Technol.*, 2019, **7**, 1900797.
- 79 M. Hallot, C. Boyaval, D. Troadec, M. Huve, L. B. Karroubi, S. G. Patnaik, T. Brousse, P. Roussel, D. Pech and C. Lethien, Three-dimensional TiO₂ film deposited by ALD on porous metallic scaffold for 3D Li-Ion micro-batteries: A road towards ultra-high-capacity electrode, *J. Electrochem. Soc.*, 2022, **169**, 040523.
- 80 S. Ouendi, C. Arico, F. Blanchard, J. L. Codron, X. Wallart, P. L. Taberna, P. Roussel, L. Clavier, P. Simon and C. Lethien, Synthesis of T-Nb₂O₅ thin-films deposited by atomic layer deposition for miniaturized electrochemical energy storage devices, *Energy Storage Mater.*, 2019, **16**, 581–588.
- 81 J. Zhu, J. Jiang, Y. Feng, G. Meng, H. Ding and X. Huang, Three-dimensional Ni/SnO_x/C hybrid nanostructured arrays for lithium-ion microbattery anodes with enhanced areal capacity, *ACS Appl. Mater. Interfaces*, 2013, **5**, 2634–2640.
- 82 W. C. Records, S. Wei and A. M. Belcher, Virus-templated nickel phosphide nanofoams as additive-free, thin-film Li-ion microbattery anodes, *Small*, 2019, **15**, 44.
- 83 W. H. Lee, H. C. Son, H. S. Moon, Y. I. Kim, S. H. Sung, J. Y. Kim, J. G. Lee and J. W. Park, Stoichiometry dependence of electrochemical performance of thin-film SnO microbattery anodes deposited by radio frequency magnetron sputtering, *J. Power Sources*, 2000, **89**, 102–105.
- 84 E. Biserni, A. Scarpellini, A. L. Bassi, P. Bruno, Y. Zhou and M. Xie, High-performance flexible nanoporous Si-carbon nanotube paper anodes for micro-battery applications, *Nanotechnology*, 2016, **27**, 245401.
- 85 M. Sternad, G. Hirtler, M. Sorger, D. Knez, K. Karlovsky, M. Forster and H. M. R. Wilkening, A lithium-silicon microbattery with anode and housing directly made from semiconductor grade monocrystalline Si, *Adv. Mater. Technol.*, 2022, **7**, 2100405.
- 86 Y. Ma, J. Li, Y. Wei, W. Liu, X. Zhang, Z. Fu, X. Zhang, J. Peng and Y. Yan, Synthesis of Sn-Si composite films by co-sputtering technique for high-capacity microbattery anodes, *Ionics*, 2021, **27**, 3301–3314.
- 87 X. Cao, Y. J. Cao, H. Y. Peng, Y. J. Cao, H. F. Zhu, N. Wang, X. L. Dong, C. X. Wang, Y. Liu, J. S. Wu and Y. Y. Xia, A new germanium-based anode material with high stability for lithium-ion batteries, *ACS Sustainable Chem. Eng.*, 2021, **9**, 11883–11890.
- 88 J. Ren, L. Li, C. Chen, X. Chen, Z. Cai, L. Qiu, Y. Wang, X. Zhu and H. Peng, Twisting carbon nanotube fibers for both wire-shaped micro-supercapacitor and micro-battery, *Adv. Mater.*, 2013, **25**, 1155–1159.
- 89 S. Y. Chew, S. H. Ng, J. Z. Wang, P. Novak, F. Krumuich, S. L. Chou, J. Chen and H. K. Liu, Flexible free-standing carbon nanotube films for model lithium-ion batteries, *Carbon*, 2009, **47**, 2976–2983.
- 90 K. Leung, Y. Qi, K. R. Zavadil, Y. S. Jung, A. C. Dillon, A. S. Cavanagh, S.-H. Lee and S. M. George, Using atomic layer deposition to hinder solvent decomposition in lithium-ion batteries: first-principles modeling and experimental studies, *J. Am. Chem. Soc.*, 2011, **133**, 14741–14754.
- 91 P. Poizot, S. Laruelle, S. Grugeon, L. Dupont and J.-M. Tarascon, Nano-sized transition-metal oxides as negative-electrode materials for lithium-ion batteries, *Nature*, 2000, **407**, 496–499.
- 92 K. S. Park, Y. J. Park, M. K. Kim, J. T. Son, H. G. Kim and S. J. Kim, Characteristics of tin nitride thin-film negative electrode for thin-film microbattery, *J. Power Sources*, 2001, **103**, 67–71.
- 93 H. Li, K. Wei, Z. Yang, Q. Zhuang and Y. Cui, V₂O₅-Au nanocomposite film cathode with enhanced electrochemical performance for lithium-ion micro batteries, *Chem. Phys.*, 2021, **544**, 111111.
- 94 A. Y. Galashev, A. V. Suzdaltsev and K. A. Ivanichkina, Design of the high performance microbattery with silicene anode, *Mater. Sci. Eng., B*, 2020, **261**, 114718.
- 95 V. A. Sugiawati, F. Vacandio, C. P. Pellegrino, A. Galeyeva, A. P. Kurbatov and T. Djenizian, Sputtered porous Li-Fe-P-O film cathodes prepared by radio frequency sputtering for Li-ion microbatteries, *Sci. Rep.*, 2019, **9**, 11172.
- 96 F. B. Meng, X. Y. Xiong, L. Tan, B. Yuan and R. Z. Hu, Strategies for improving electrochemical reaction kinetics of cathode materials for subzero-temperature Li-ion batteries: A review, *Energy Storage Mater.*, 2022, **44**, 390–407.
- 97 S. W. Oh, S.-T. Myung, S.-M. Oh, K. H. Oh, K. Amine, R. Scrosati and Y.-K. Sun, Double Carbon Coating of LiFePO₄ as High Rate Electrode for Rechargeable Lithium Batteries, *Adv. Mater.*, 2010, **22**, 4842–4845.
- 98 F. X. Wu, J. Maier and Y. Yu, Guidelines and trends for next-generation rechargeable lithium and lithium-ion batteries, *Chem. Soc. Rev.*, 2020, **49**, 1569–1614.
- 99 X. Michaud, K. Shi and I. Zhitomirsky, Electrophoretic deposition of LiFePO₄ for Li-ion batteries, *Mater. Lett.*, 2019, **241**, 10–13.



- 100 X. Li, Y. Qiao, S. H. Guo, Z. M. Xu, H. Zhu, X. Y. Zhang, Y. Yuan, P. He, M. Ishida and H. S. Zhou, Direct visualization of the reversible O_2^-/O^- redox process in Li-rich cathode materials, *Adv. Mater.*, 2018, **30**, 1705197.
- 101 A. Bhatia, S. Cretu, M. Hallot, N. Folastre, M. Berthe, D. Troadec, P. Roussel, J.-P. Ramos, R. B. Hadjean, C. Lethien and A. Demortiere, *In situ* liquid electrochemical TEM investigation of $LiMn_{1.5}Ni_{0.5}O_4$ thin film cathode for micro-battery applications, *Small Methods*, 2022, **6**, 2100891.
- 102 M. Hallot, B. C. Munoz, C. Leviel, O. I. Lebedev, R. Retoux, J. Avila, P. Roussel, M. C. Asensio and C. Lethien, Atomic Layer Deposition of a nanometer-thick Li_3PO_4 protective layer on $LiNi_{0.5}Mn_{1.5}O_4$ films: dream or reality for long-term cycling?, *ACS Appl. Mater. Interfaces*, 2021, **13**, 15761–15773.
- 103 X. Yue, A. C. Johnson, S. Kim, R. R. Kohlmeyer, A. Patra, J. Grzyb, A. Padmanabha, M. Wang, Z. Jiang, P. Sun, C. T. Kiggins, M. N. Ates, S. V. Singh, E. M. Beale, M. Daroux, A. J. Blake, J. B. Cook, P. V. Braun and J. H. Pikul, A nearly packaging-free design paradigm for light, powerful, and energy-dense primary microbatteries, *Adv. Mater.*, 2021, **33**, 2101760.
- 104 Y. Ren and E. D. Wachsman, All Solid-State Li/LLZO/LCO Battery Enabled by Alumina Interfacial Coating, *J. Electrochem. Soc.*, 2022, **169**, 040529.
- 105 S. S. Jayasree, S. Nair and D. Santhanagopalan, Ultrathin TiO_2 Coating on $LiCoO_2$ for Improved Electrochemical Performance as Li-ion Battery Cathode, *Chemistry Select*, 2018, **3**, 2763–2776.
- 106 S. Chen, C. Wang, Y. Zhou, J. Liu, C. Shi, G. Wei, B. Yin, H. Deng, S. Pan, M. Guo, W. Zheng, H. Wang, Y. Jiang, L. Huang, H. Liao, J. Li and S. Sun, Co/Li-dual-site doping towards $LiCoO_2$ as a high-voltage, fast-charging, and long-cycling cathode material, *J. Mater. Chem. A*, 2022, **10**, 5295–5304.
- 107 A. Jetybayeva, B. Uzakbaiuly, A. Mukanova, S. Myung and Z. Bakenov, Recent advancements in solid electrolytes integrated into all-solid-state 2D and 3D lithium-ion microbatteries, *J. Mater. Chem. A*, 2021, **9**, 15140.
- 108 F. Zheng, M. Kotobuki, S. Song, M. O. Lai and L. Lu, Review on solid electrolytes for all-solid-state lithium-ion batteries, *J. Power Sources*, 2018, **389**, 198–213.
- 109 F. Han, A. S. Westover, J. Yue, X. Fan, F. Wang, M. Chi, D. N. Leonard, N. J. Dudney, H. Wang and C. Wang, High electronic conductivity as the origin of lithium dendrite formation within solid electrolytes, *Nat. Energy*, 2019, **4**, 187–196.
- 110 H. Xia, H. L. Wang, W. Xiao, M. O. Lai and L. Lu, Thin film electrolytes for all-solid-state micro-batteries, *Int. J. Surf. Sci. Eng.*, 2009, **3**, 23–43.
- 111 Y. Zheng, Y. Yao, J. Ou, M. Li, D. Luo, H. Dou, Z. Li, K. Amine, A. Yu and Z. Chen, A review of composite solid-state electrolytes for lithium batteries: fundamentals, key materials and advanced structures, *Chem. Soc. Rev.*, 2020, **49**, 8790–8839.
- 112 V. Thangadurai and W. Weppner, Recent progress in solid oxide and lithium ion conducting electrolytes research, *Ionics*, 2006, **12**, 81–92.
- 113 Y. Chen, K. Wen, T. Chen, X. Zhang, M. Armand and S. Chen, Recent progress in all-solid-state lithium batteries: The emerging strategies for advanced electrolytes and their interfaces, *Energy Storage Mater.*, 2020, **31**, 401–433.
- 114 W. H. Ren, C. F. Ding, X. W. Fu and Y. Huang, Advanced gel polymer electrolytes for safe and durable lithium metal batteries: Challenges, strategies, and perspectives, *Energy Storage Mater.*, 2021, **34**, 515–535.
- 115 K. S. Ngai, S. Ramesh, K. Ramesh and J. C. Juan, A review of polymer electrolytes: fundamental, approaches and applications, *Ionics*, 2016, **22**, 1259–1279.
- 116 N. Plylahan, M. Letiche, M. K. S. Barr and T. Djenizian, All-solid-state lithium-ion batteries based on self-supported titania nanotubes, *Electrochem. Commun.*, 2014, **43**, 121–124.
- 117 R. Bernhard, A. Latini, S. Panero, B. Scrosati and J. Hassoun, Poly (ethylenglycol) dimethylethere-lithium bis (trifluoromethanesulfonyl) imide, PEG500DME-LiTFSI, as high viscosity electrolyte for lithium-ion batteries, *J. Power Sources*, 2013, **226**, 329–333.
- 118 Z. Zhang, Y. Huang, H. Hao, C. Li, J. Huang and P. Liu, 3D glass fiber cloth reinforced polymer electrolyte for solid-state lithium metal batteries, *J. Membr. Sci.*, 2020, **621**, 118940.
- 119 H. Zhang, J. Zhang, J. Ma, G. Xu, T. Dong and G. Cui, Polymer electrolytes for high energy density ternary cathode material-based lithium batteries, *Electrochem. Energy Rev.*, 2019, **2**, 128–148.
- 120 W. Zhao, J. Yi, P. He and H. Zhou, Solid-state electrolytes for lithium-ion batteries: fundamentals, challenges and perspectives, *Electrochem. Energy Rev.*, 2019, **2**, 574–605.
- 121 V. Chaudoy, F. Pierre, A. Ghosh, M. Deschamps, F. T. Van and F. Ghamouss, Rechargeable thin-film lithium microbattery using a quasi-solid-state polymer electrolyte, *Batteries Supercaps*, 2021, **4**, 1351–1362.
- 122 D. Zhou, R. L. Liu, Y.-B. He, F. Y. Li, M. Liu, B. H. Li, Q.-H. Yang, Q. Cai and F. Y. Kang, SiO_2 hollow nanosphere-based composite solid electrolyte for lithium metal batteries to suppress lithium dendrite growth and enhance cycle life, *Adv. Energy Mater.*, 2016, **6**, 1502214.
- 123 H. Chen, D. Adekoya, L. Hencz, J. Ma, S. Chen, C. Yan, H. J. Zhao, G. L. Cui and S. Q. Zhang, Stable seamless interfaces and rapid ionic conductivity of $Ca-CeO_2/LiTFSI/PEO$ composite electrolyte for high-rate and high-voltage all-solid-state battery, *Adv. Energy Mater.*, 2020, **10**, 2000049.
- 124 L. Liang, X. Sun, J. Zhang, J. Sun, L. Hou, Y. Liu and C. Yuan, Sur-/interfacial regulation in all-solid-state rechargeable Li-ion batteries based on inorganic solid-state electrolytes: advances and perspectives, *Mater. Horiz.*, 2019, **6**, 871–910.



- 125 F. Zheng, M. Kotobuki, S. Song, M. O. Lai and L. Lu, Review on solid electrolytes for all-solid-state lithium-ion batteries, *J. Power Sources*, 2018, **389**, 198–213.
- 126 X. G. Han, Y. H. Gong, K. Fu, X. F. He, G. T. Hitz, J. Q. Dai, A. Pearse, B. Y. Liu, H. Wang, G. Rubloff, Y. F. Mo, V. Thangadurai, E. D. Wachsman and L. B. Hu, Negating interfacial impedance in garnet-based solid-state Li metal batteries, *Nat. Mater.*, 2017, 572–579.
- 127 C. W. Wang, K. Fu, S. P. Kammampata, D. W. McOwen, A. J. Samson, L. Zhang, G. T. Hitz, A. M. Nolan, E. D. Wachsman, Y. F. Mo, V. Thangadurai and L. B. Hu, Garnet-type solid-state electrolytes: materials, interfaces, and batteries, *Chem. Rev.*, 2020, **120**, 4257–4300.
- 128 V. Siller, A. Morata, M. N. Eroles, R. Arenal, J. C. G. Rosillo, J. M. L. D. Amo and A. Tarancon, High performance LATP thin film electrolytes for all-solid-state microbattery applications, *J. Mater. Chem. A*, 2021, **9**, 17760–17769.
- 129 L. Han, C. Hsieh, B. C. Mallick, J. L. Li and Y. A. Gandomi, Recent progress and future prospects of atomic layer deposition to prepare/modify solid-state electrolytes and interfaces between electrodes for next-generation lithium batteries, *Nanoscale Adv.*, 2021, **3**, 2728.
- 130 A. J. Pearse, T. E. Schmitt, E. J. Fuller, F. El-Gabaly, C. Lin, K. Gerasopoulos, A. C. Kozen, A. A. Talin, G. Rubloff and K. E. Gregorczyk, Nanoscale solid state batteries enabled by thermal atomic layer deposition of a lithium polyphosphazene solid state electrolyte, *Chem. Mater.*, 2017, **29**, 3740–3753.
- 131 S. Ferrari, M. Loveridge, S. D. Beattie, M. Jahn, R. J. Dashwood and R. Bhagat, Latest advances in the manufacturing of 3D rechargeable lithium microbatteries, *J. Power Sources*, 2015, **286**, 25–46.
- 132 S. Bi, H. Cao, R. Wang, F. Wan and Z. Niu, In-plane micro-sized energy storage devices: From device fabrication to integration and intelligent designs, *J. Energy Chem.*, 2021, **63**, 25–29.
- 133 W. Zhang, H. Liu, X. Zhang, X. Li, G. Zhang and P. Cao, 3D printed micro-electrochemical energy storage devices: from design to integration, *Adv. Funct. Mater.*, 2021, **31**, 2104909.
- 134 W. Yuan, B. Pan, Z. Qiu, Z. Peng, Y. Ye, Y. Huang, H. Huang and Y. Tang, Using orthogonal ploughing/extrusion to fabricate three dimensional on-chip-structured current collector for lithium-ion batteries, *ACS Sustainable Chem. Eng.*, 2019, **7**, 12910–12919.
- 135 J. Wang, Y. Wang, C. Zhu and B. Liu, Photoinduced rechargeable lithium-ion battery, *ACS Appl. Mater. Interfaces*, 2022, **14**, 4071–4078.
- 136 L. Liu, W. Tang, C. Deng, B. Chen, K. Han, W. Zhong and Z. Wang, Self-powered versatile shoes based on hybrid nanogenerators, *Nano Res.*, 2018, **11**(8), 3972–3978.
- 137 X. Liu, K. Zhao, Z. Wang and Y. Yang, Unity convoluted design of solid Li-ion battery and triboelectric nanogenerator for self-powered wearable electronics, *Adv. Energy Mater.*, 2017, **7**, 1701629.
- 138 W. Ma, X. Li, H. Lu, M. Zhang, X. Yang, T. Zhang, L. Wu, G. Cao and W. Song, Flexible self-charged power panel for harvesting and storing solar and mechanical energy, *Nano Energy*, 2019, **65**, 104082.
- 139 A. Toor, A. Wen, F. Maksimovic, A. M. Gaikwad, K. S. J. Pister and A. C. Arias, Stencil-printed Lithium-ion micro batteries for IoT applications, *Nano Energy*, 2021, **82**, 105666.
- 140 J. Gao, J. Wang, L. Zhang, Q. Yu, Y. Huang and Y. Shen, Magnetic signature analysis for smart security system based on TMR magnetic sensor array, *IEEE Sens. J.*, 2019, **19**, 3149–3155.
- 141 Y. Cheng, H. Xie, L. Zhou, B. Shi, L. Guo and J. Huang, *In situ* liquid-phase transformation of SnS₂/CNTs composite from SnO₂/CNTs for high performance lithium-ion battery anode, *Appl. Surf. Sci.*, 2021, **566**, 150645.
- 142 K. V. Kravchyk, M. V. Kovalenko and M. I. Bodnarchuk, Colloidal Antimony Sulfide Nanoparticles as a High-Performance Anode Material for Li-ion and Na-ion Batteries, *Sci. Rep.*, 2020, **10**, 2554.
- 143 S. Liu, L. Kang, J. Zhang, E. Jung, S. Lee and S. C. Jun, Structural engineering and surface modification of MOF-derived cobalt-based hybrid nanosheets for flexible solid-state supercapacitors, *Energy Storage Mater.*, 2020, **32**, 167–177.
- 144 S. Liu, L. Kang, J. Henzie, J. Zhang, J. Ha, M. A. Amin, M. S. A. Hossain, S. C. Jun and Y. Yamauchi, Recent Advances and Perspectives of Battery-Type Anode Materials for Potassium Ion Storage, *ACS Nano*, 2021, **15**, 18931–18973.
- 145 S. Liu, L. Kang, J. Zhang, S. C. Jun and Y. Yamauchi, Carbonaceous Anode Materials for Non-aqueous Sodium- and Potassium-Ion Hybrid Capacitors, *ACS Energy Lett.*, 2021, **6**, 4127–4154.

