



Reductive cyclisations of amidines involving amination radicals†

Cite this: *Chem. Commun.*, 2018, 54, 10160

Huan-Ming Huang, , Ralph W. Adams  and David J. Procter *

Received 28th June 2018,
Accepted 14th August 2018

DOI: 10.1039/c8cc05178j

rsc.li/chemcomm

Amidines bearing simple alkenes undergo amination radical cyclisation upon treatment with SmI_2 . The mild, reductive electron transfer process delivers medicinally-relevant, polycyclic quinazolinone derivatives in good to excellent yield and typically with complete diastereocontrol.

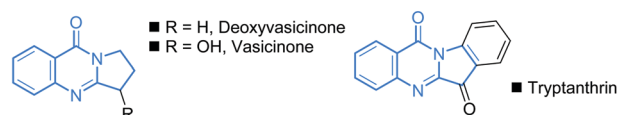
Nitrogen-containing heterocycles are ubiquitous components in the molecular architectures of natural products, materials and drug candidates.¹ As a feature in biologically active alkaloids,² the quinazolinone ring system is a significant member of the family and its presence in nature has inspired the search for synthetic quinazolinones with medicinal potential (Scheme 1A).³ Although various approaches to these polycyclic scaffolds have been described,⁴ expedient, stereoselective synthetic strategies to quinazolinones that operate under mild conditions on simple, readily accessible substrates, are of high value.

Radical cyclisations have emerged as an important tool for the efficient generation of complex polycyclic products.⁵ However, few radical cyclisation strategies have been developed for the synthesis of quinazolinone analogues.⁶ Of these, Malacria, Courillon and Fensterbank have described an elegant radical cyclisation approach using tributyltin hydride and applied the method to a synthesis of Luotonin A.^{6a-f} Weaver and Bowman have also reported a radical cyclisation approach to quinazolinones using tributyltin hydride.^{6g} Recently, Chiba reported an elegant oxidative radical rearrangement that constructs quinazolinones.^{6h,i} Finally, quinazolinone scaffolds have been accessed using radical processes involving Ag(I) ^{6j} and Cu(I) ,^{6k} visible-light photoredox catalysis,^{6l} and DTBP in a metal-free process.^{6m} Despite these reports,⁶ there remains a need for a straightforward method that constructs polycyclic quinazolinones under mild conditions.

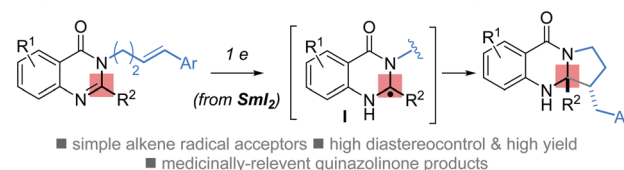
School of Chemistry, Oxford Road, University of Manchester, Manchester, M13 9PL, UK. E-mail: david.j.procter@manchester.ac.uk

† Electronic supplementary information (ESI) available: General experimental procedures, characterization details, ^1H and ^{13}C NMR spectra of compounds, X-ray crystallographic data for **2a**, **2g** and **2t**, nOe study and analysis of coupling constants for **2u**. CCDC 1846530–1846532. For ESI and crystallographic data in CIF or other electronic format see DOI: 10.1039/c8cc05178j

A. Selected biologically-active quinazolinone natural products



B. Cyclisations of amination radicals formed from amidines by SET



Scheme 1 (A) Selected biologically-active quinazolinone natural products (B) this work: the cyclisation of amination radicals, formed from amidines by SET, provides efficient access to quinazolinones.

We recently reported the first radical reduction, cyclisations and cyclisation cascades involving radical anions generated from urea-type carbonyls by single electron transfer (SET).⁷ During the study, we found that the amination radical anion intermediates could be generated and trapped by tethered alkenes to form heterocyclic products.^{7a} Related amination radicals were formed and trapped, in an intermolecular sense, by Beaudry in his highly effective cross-coupling of amidines with electron-deficient alkenes.⁸ Both processes are mediated by the reductive SET reagent, samarium iodide (SmI_2 , Kagan's reagent).⁹ This highly versatile, commercially available or readily prepared reagent often proves to be the only viable mediator of challenging radical cyclisations and cyclisation cascades designed to deliver high value products not easily accessible by alternative means.¹⁰ Crucially, in Beaudry's study, only two *intramolecular* examples of amidine-alkene coupling were described and in all examples, both inter- and intramolecular, alkenes bore strongly electron-withdrawing groups.^{8a} We recognised that the *intramolecular* SmI_2 -mediated coupling of amidines with simple unactivated alkene radical acceptors could provide expedient access to important quinazolinones. Herein, we describe the first general study of amination radical cyclisations triggered by SET reduction of amidines using

Table 1 Optimisation of amidine–alkene radical cyclisations^a

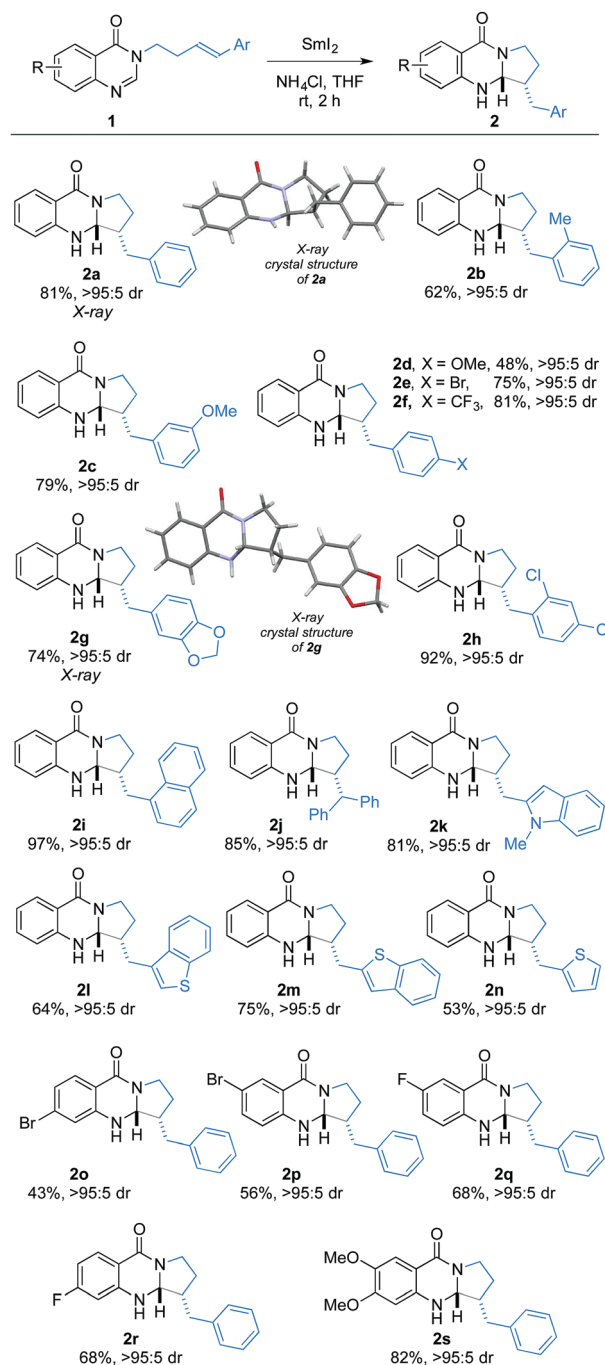
				
Entry	SmI ₂ (equiv.)	NH ₄ Cl (equiv.)	H ₂ O (equiv.)	Yield ^b [%]
				1a 2a
1	3	—	—	— 50
2	3	3	—	— 57
3	3	—	100	— 61
4 ^c	3	—	—	— 60
5	3	—	3	— 55
6	3	—	20	— 58
7 ^d	3	—	100	— 26
8 ^e	3	3	—	— 84 (81) ^f

^a Reaction conditions: **1a** (0.1 mmol, in THF) under N₂, was added proton source followed by SmI₂ (0.1 M in THF). The reaction was quenched after 2 h. ^b Yield was determined by ¹H NMR spectroscopy using 2,3,5,6-tetrachloronitrobenzene as internal standard. ^c 10 equiv. *t*-BuOH was added. ^d 100 equiv. LiBr was added. ^e The SmI₂ solution was added over 1 h by syringe pump. ^f Isolated yield.

SmI₂ (Scheme 1B). The radical cyclisations deliver quinazolinones in good yield and typically with complete diastereocontrol.

We began our studies by optimising the cyclisation of **1a**; efficiently synthesised in one step from commercial 4-hydroxy-quinazoline. Pleasingly, the desired cyclisation product **2a** was obtained in 50% yield upon treatment with SmI₂ (Table 1, entry 1). The fact that SmI₂, in the absence of additives that increase the reducing power of the reagent, can reduce **1a** highlights the reactive nature of the *N*-acyl amidine functional group relative to, for example, amides,^{11a} acids,^{11b} esters,^{11c} and nitriles.^{11d} Drawing on the observations of Beaudry, NH₄Cl proved to be an effective proton source in the reductive coupling, and its use gave **2a** in 57% yield (entry 2). Using the more established proton sources, H₂O and *t*-BuOH, resulted in the formation of **2a** in 61% and 60% yield, respectively (entries 3 and 4). When the amount of H₂O was reduced, the yield of **3a** did not improve (entries 5 and 6). The use of LiBr as an additive in combination with H₂O¹² gave **2a** in a lower 26% yield (entry 7). The key to further improvement in the yield of **2a** proved to lie in the rate of addition of the SET reagent; slow addition of SmI₂ gave **2a** in 81% isolated yield (entry 8). It is likely that slow addition prevents the over-reduction of amination radical **I** that would compete with radical cyclisation. The combination of SmI₂ and H₂O was clearly too reducing for the amidine substrate (even with slow addition of SmI₂) and thus Beaudry's NH₄Cl additive was used in further studies.

Using the optimised conditions, we have explored the generality of the amidine–alkene radical cyclisation (Scheme 2). In all cases, the desired quinazolinone products of cyclisation were obtained with complete diastereocontrol (> 95 : 5 dr) and in good to excellent yield. Various functional groups on the alkenyl aryl ring were found to be compatible with the reductive conditions, including methoxy (**2c**, **2d**), bromo (**2e**), chloro (**2h**), trifluoromethyl (**2f**), and acetal (**2g**). Furthermore, the presence of medicinally-relevant heteroaromatic rings including indole (**2k**), benzothienyl (**2l** and **2m**), and



Scheme 2 Scope of the amidine radical cyclisation. Reaction conditions: **1a** (0.1 mmol) and NH₄Cl (0.3 mmol) in THF (2 mL) under N₂, was added SmI₂ (0.1 M in THF, 3 equiv.) over 1 h using a syringe pump. The reaction was quenched after another 1 h. Isolated yield.

thienyl (**2n**) did not impede radical cyclisation. Finally, various functional groups on the benzenoid ring of the 4-quinazolinone motif, including bromo (**2o** and **2p**), fluoro (**2q** and **2r**) and methoxy (**2s**), were also tolerated in the radical cyclisation. The relative configuration of the quinazolinone products was assigned after X-ray crystallographic analysis of **2a** and **2g**.¹³

The radical cyclisation could be carried out on gram-scale with no loss of efficiency: Using the optimised conditions, **1a**



Scheme 3 (A) A gram-scale experiment; (B) construction of quaternary carbon stereocenters; (C) extension to 6-exo-trig cyclisation; (D) deuterium labelling experiment; (E) origin of diastereoselectivity.

(4.0 mmol, 1.1 g) was converted to **2a** (3.0 mmol, 0.83 g) in 75% yield (Scheme 3A). In addition, radical cyclisation of 2-methyl quinazolin-4-one **1t** gave **2t** containing a quaternary carbon center in 46% isolated yield as 2 : 1 mixture of diastereoisomers (Scheme 3B). The structure of the major diastereoisomer of **2t** was confirmed by X-ray crystallographic analysis.¹³ Substrate **1u** underwent a challenging 6-exo-trig cyclisation to give **2u** in 44% isolated yield with moderate diastereocontrol. In this case, the *anti* diastereoisomeric product predominated, as determined by NOE and also supported by the comparison of measured and calculated coupling constants (Scheme 3C).¹⁴ A deuterium labeling experiment was also performed using $\text{SmI}_2\text{-ND}_4\text{Cl}$. As expected, the labelled cyclisation product **2a-D** was obtained, thus confirming that the cyclisation is terminated by protonation of a benzylic organosamarium (100% D incorporation, 83 : 17 dr at the labelled benzylic position).¹⁵ The KIE measured for this reductive cyclisation suggests that proton transfer is not involved in the rate-determining step (Scheme 3D). Finally, a likely transition structure for the 5-exo-trig radical cyclisation that explains the origin of the *syn*-diastereoselectivity is shown in Scheme 3E. In contrast, to

the cyclisations of ketyl radical anions that often proceed to give *anti*-products,¹⁶ the cyclisation of neutral aминаl radical **1**, formed by protonation of a radical anion after SET or by protonation of the amidine prior to SET, favours cyclisation *via syn*-transition structure **3**.

In summary, reductive amidine-alkene radical cyclisations, involving the intramolecular addition of aминаl radicals to simple alkenes, deliver polycyclic quinazolinones. The radical process is mediated by single electron transfer from commercially available SmI_2 , operates under mild conditions on readily-available substrates, proceeds with complete diastereocontrol, and delivers a range of medicinally-relevant, quinazolinone derivatives in good to excellent yield.

We thank the EPSRC (EPSRC Established Career Fellowship to D. J. P.; EP/M005062/1), EPSRC Core Capability Grant (EP/K039547/1), the Leverhulme Trust (Research Fellowship to D. J. P.; RF-2013-286), and the University of Manchester (President's Scholarship to H. H.) for funding.

Conflicts of interest

There are no conflicts to declare.

Notes and references

- For reviews on nitrogen-containing heterocycles, see: (a) J. P. Michael, *Nat. Prod. Rep.*, 2002, **19**, 719; (b) P. A. Evans and B. Holmes, *Tetrahedron*, 1991, **47**, 9131; (c) Y. Yamamoto, *Chem. Soc. Rev.*, 2014, **43**, 1575; (d) B. H. Lipshutz, *Chem. Rev.*, 1986, **86**, 795.
- Selected reviews, see: (a) S. B. Mhaske and N. P. Argade, *Tetrahedron*, 2006, **62**, 9787; (b) D. J. Connolly, D. Cusack, T. P. O'Sullivan and P. J. Guiry, *Tetrahedron*, 2005, **61**, 10153; (c) I. Khan, A. Ibrar, N. Abbas and A. Saeed, *Eur. J. Med. Chem.*, 2014, **76**, 193; (d) I. Khan, A. Ibrar, W. Ahmed and A. Saeed, *Eur. J. Med. Chem.*, 2015, **90**, 124; (e) L. He, H. Li, J. Chen and X.-F. Wu, *RSC Adv.*, 2014, **4**, 12065; (f) U. A. Kshirsagar, *Org. Biomol. Chem.*, 2015, **13**, 9336; (g) P. C. Sharma, G. Kaur, R. Pahwa, A. Sharma and H. Rajak, *Curr. Med. Chem.*, 2011, **18**, 4786; (h) R. Rohokale and U. A. Kshirsagar, *Synthesis*, 2016, 1253.
- (a) Z.-Z. Ma, Y. Hano, T. Nomura and Y.-J. Chen, *Heterocycles*, 1997, **46**, 541; (b) A. Astulla, K. Zaima, Y. Matsuno, Y. Hirasawa, W. Ekasari, A. Widyawaruyanti, N. C. Zaini and H. Morita, *J. Nat. Med.*, 2008, **62**, 470-472; (c) A. Al-Shamma, S. Drake, D. L. Flynn, L. A. Mitscher, Y. H. Park, G. S. R. Rao, A. Simpson, J. K. Swayze, T. Veysoglu and S. T.-S. Wu, *J. Nat. Prod.*, 1981, **44**, 745-747.
- Selected elegant examples of total synthesis of related natural products, see: (a) S. B. Mhaske and N. P. Argade, *J. Org. Chem.*, 2001, **66**, 9038; (b) J.-F. Liu, P. Ye, K. Sprague, K. Sargent, D. Yohannes, C. M. Baldino, C. J. Wilson and S.-C. Ng, *Org. Lett.*, 2005, **7**, 3363; (c) S. P. Chavan and R. Sivappa, *Tetrahedron Lett.*, 2004, **45**, 997.
- Selected reviews and book, see: (a) M. P. Plesniak, H.-M. Huang and D. J. Procter, *Nat. Rev. Chem.*, 2017, **1**, 0077; (b) J. Xuan and A. Studer, *Chem. Soc. Rev.*, 2017, **46**, 4329; (c) B. M. Loertscher and S. L. Castle, in *Comprehensive Organic Synthesis II*, Elsevier, 2014, pp. 742-809; (d) K. C. Majumdar, P. K. Basu and S. K. Chattopadhyay, *Tetrahedron*, 2007, **63**, 793; (e) A. J. Clark, *Chem. Soc. Rev.*, 2002, **31**, 1; (f) A. G. Fallis and I. M. Brinza, *Tetrahedron*, 1997, **53**, 17543; (g) B. B. Snider, *Chem. Rev.*, 1996, **96**, 339; (h) S. Kim, *Pure Appl. Chem.*, 1996, **68**, 623.
- Selected examples of the synthesis of quinazolinone scaffolds involving radical cyclisation, see (a) A. Servais, M. Azzouz, D. Lopes, C. Courillon and M. Malacria, *Angew. Chem., Int. Ed.*, 2007, **46**, 576; (b) A. Beaume, C. Courillon, E. Derat and M. Malacria, *Chem. - Eur. J.*, 2008, **14**, 1238; (c) M.-H. Larrauffie, C. Ollivier, L. Fensterbank, M. Malacria and E. Lacôte, *Angew. Chem., Int. Ed.*, 2010, **49**, 2178; (d) M.-H. Larrauffie, C. Courillon, C. Ollivier, E. Lacôte, M. Malacria and L. Fensterbank, *J. Am. Chem. Soc.*, 2010, **132**, 4381; (e) M.-H. Larrauffie, G. Maestri, M. Malacria, C. Ollivier, L. Fensterbank and E. Lacôte, *Synthesis*, 2012,

- 1279; (f) M.-H. Larraufie, M. Malacria, C. Courillon, C. Ollivier, L. Fensterbank and E. Lacôte, *Tetrahedron*, 2013, **69**, 7699; (g) W. R. Bowman, M. R. J. Elsegood, T. Stein and G. W. Weaver, *Org. Biomol. Chem.*, 2007, **5**, 103; (h) Y. F. Wang, F. L. Zhang and S. Chiba, *Org. Lett.*, 2013, **15**, 2842; (i) F.-L. Zhang, Y.-F. Wang and S. Chiba, *Org. Biomol. Chem.*, 2013, **11**, 6003; (j) J. Zheng, Y. Zhang, D. Wang and S. Cui, *Org. Lett.*, 2016, **18**, 1768; (k) J. Zheng, Z. Deng, Y. Zhang and S. Cui, *Adv. Synth. Catal.*, 2016, **358**, 746; (l) P. Qian, Y. Deng, H. Mei, J. Han, J. Zhou and Y. Pan, *Org. Lett.*, 2017, **19**, 4798; (m) X.-K. Liu, P. Qian, Y. Wang and Y. Pan, *Org. Chem. Front.*, 2017, **4**, 2370; (n) Q. Li, Y. Huang, T. Chen, Y. Zhou, Q. Xu, S. F. Yin and L. B. Han, *Org. Lett.*, 2014, **16**, 3672; (o) Y. Bao, Y. Yan, K. Xu, J. Su, Z. Zha and Z. Wang, *J. Org. Chem.*, 2015, **80**, 4736; (p) T. Yang, W. Wang, D. Wei, T. Zhang, B. Han and W. Yu, *Org. Chem. Front.*, 2017, **4**, 421; (q) A. V. A. Gholap, S. Maity, C. Schulzke, D. Maiti and A. R. Kapdi, *Org. Biomol. Chem.*, 2017, **15**, 7140; (r) Á. Gutiérrez-Bonet, C. Remeur, J. K. Matsui and G. A. Molander, *J. Am. Chem. Soc.*, 2017, **139**, 12251; (s) P. S. Mahajan and S. B. Mhaske, *Org. Lett.*, 2018, **20**, 2092.
- 7 (a) H.-M. Huang, J. J. W. McDouall and D. J. Procter, *Angew. Chem., Int. Ed.*, 2018, **57**, 4995; (b) H.-M. Huang and D. J. Procter, *Eur. J. Org. Chem.*, 2018, DOI: 10.1002/ejoc.201800794.
- 8 (a) D. A. Schiedler, Y. Lu and C. M. Beaudry, *Org. Lett.*, 2014, **16**, 1160; (b) D. A. Schiedler, J. K. Vellucci, Y. Lu and C. M. Beaudry, *Tetrahedron*, 2015, **71**, 1448. Amino radicals could also be generated under Bu₃SnH or (TMS)₃SiH conditions, and have been applied in the carbon-carbon bond forming reaction, see: (c) D. A. Schiedler, J. K. Vellucci and C. M. Beaudry, *Org. Lett.*, 2012, **14**, 6092.
- 9 Selected leading reviews on SmI₂-mediated radical cyclisations and cyclisation cascades, see: (a) S. Shi and M. Szostak, *Molecules*, 2017, **22**, 2018; (b) X. Just-Baringo and D. J. Procter, *Acc. Chem. Res.*, 2015, **48**, 1263; (c) M. Szostak, N. J. Fazakerley, D. Parmar and D. J. Procter, *Chem. Rev.*, 2014, **114**, 5959; (d) C. Beemelmans and H.-U. Reissig, *Chem. Soc. Rev.*, 2011, **40**, 2199; (e) C. Beemelmans and H.-U. Reissig, *Pure Appl. Chem.*, 2011, **83**, 507; (f) K. C. Nicolaou, S. P. Ellery and J. S. Chen, *Angew. Chem., Int. Ed.*, 2009, **48**, 7140; (g) D. J. Procter, R. A. Flowers, II and T. Skrydstrup, *Organic Synthesis using Samarium Diodide: A Practical Guide*, RSC Publishing, Cambridge, 2009; (h) R. Flowers, II, *Synlett*, 2008, 1427; (i) D. J. Edmonds, D. Johnston and D. J. Procter, *Chem. Rev.*, 2004, **104**, 3371; (j) G. A. Molander and C. R. Harris, *Chem. Rev.*, 1996, **96**, 307; (k) G. A. Molander, *Chem. Rev.*, 1992, **92**, 29.
- 10 For selected recent examples of Sm(II)-mediated radical cyclisations, see: (a) C. Morrill, C. Jensen, X. Just-Baringo, G. Grogan, N. J. Turner and D. J. Procter, *Angew. Chem., Int. Ed.*, 2018, **57**, 3692; (b) N. Kern, M. P. Plesniak, J. J. W. McDouall and D. J. Procter, *Nat. Chem.*, 2017, **9**, 1198; (c) H.-M. Huang and D. J. Procter, *Angew. Chem., Int. Ed.*, 2017, **56**, 14262; (d) H.-M. Huang and D. J. Procter, *J. Am. Chem. Soc.*, 2017, **139**, 1661; (e) H.-M. Huang, P. Bonilla and D. J. Procter, *Org. Biomol. Chem.*, 2017, **15**, 4159; (f) H.-M. Huang and D. J. Procter, *J. Am. Chem. Soc.*, 2016, **138**, 7770; (g) S. Shi, R. Lalancette, R. Szostak and M. Szostak, *Chem. – Eur. J.*, 2016, **22**, 11949; (h) S. Shi and M. Szostak, *Org. Lett.*, 2015, **17**, 5144; (i) Z. Li, M. Nakashige and W. J. Chain, *J. Am. Chem. Soc.*, 2011, **133**, 6553; (j) J. Y. Cha, J. T. S. Yeoman and S. E. Reisman, *J. Am. Chem. Soc.*, 2011, **133**, 14964; (k) C. Beemelmans and H.-U. Reissig, *Angew. Chem., Int. Ed.*, 2010, **49**, 8021; (l) M. D. Helm, M. Da Silva, D. Sucunza, T. J. K. Findley and D. J. Procter, *Angew. Chem., Int. Ed.*, 2009, **48**, 9315; (m) S. E. Reisman, J. M. Ready, M. M. Weiss, A. Hasuoka, M. Hirata, K. Tamaki, T. V. Ovaska, C. J. Smith and J. L. Wood, *J. Am. Chem. Soc.*, 2008, **130**, 2087.
- 11 (a) M. Szostak, M. Spain, A. J. Eberhart and D. J. Procter, *J. Am. Chem. Soc.*, 2014, **136**, 2268; (b) M. Szostak, M. Spain and D. J. Procter, *Org. Lett.*, 2012, **14**, 840; (c) M. Szostak, M. Spain and D. J. Procter, *Chem. Commun.*, 2011, **47**, 10254; (d) M. Szostak, B. Sautier, M. Spain and D. J. Procter, *Org. Lett.*, 2014, **16**, 1092.
- 12 SmI₂–H₂O–LiBr has recently been used to promote radical cyclisations and cyclisation cascades. For example, see: (a) C. N. Rao, D. Lentz and H.-U. Reissig, *Angew. Chem., Int. Ed.*, 2015, **54**, 2750; (b) C. N. Rao, C. Bentz and H.-U. Reissig, *Chem. – Eur. J.*, 2015, **21**, 15951. And ref. 10e–g.
- 13 See ESI† for X-ray structures and CCDC numbers (CCDC 1846530 for **2a**, 1846531 for **2g** and 1846532 for **2t**).
- 14 See ESI† for NOE experiments and a comparison of measured and calculated J values.
- 15 X. Just-Baringo, J. Clark, M. J. Gutmann and D. J. Procter, *Angew. Chem., Int. Ed.*, 2016, **55**, 12499.
- 16 For a review, see: (a) A. L. J. Beckwith, *Tetrahedron*, 1981, **37**, 3073. For selected examples, see: (b) G. A. Molander and C. Kenny, *J. Am. Chem. Soc.*, 1989, **111**, 8236; (c) G. A. Molander and J. A. McKie, *J. Org. Chem.*, 1995, **60**, 872; (d) D. Johnston, C. M. McCusker and D. J. Procter, *Tetrahedron Lett.*, 1999, **40**, 4913.