

# Acyl hydrazides as acyl donors for the synthesis of diaryl and aryl alkyl ketones†

Ahmed R. Akhbar,<sup>a</sup> Vijay Chudasama,<sup>\*a</sup> Richard J. Fitzmaurice,<sup>a</sup> Lyn Powell<sup>b</sup> and Stephen Caddick<sup>\*a</sup>

Cite this: *Chem. Commun.*, 2014, 50, 743

Received 16th October 2013,  
Accepted 22nd November 2013

DOI: 10.1039/c3cc47967f

www.rsc.org/chemcomm

In this communication we describe a novel strategy for the formation of valuable diaryl and aryl alkyl ketones from acyl hydrazides. A wide variety of ketones are prepared and the mild reaction conditions allow for the use of a range of functionalities, especially in the synthesis of diaryl ketones.

Diaryl and aryl alkyl ketones are important intermediates in the synthesis of various pharmaceuticals, natural products, agrochemicals and other functional materials.<sup>1</sup> They are synthesised by numerous protocols, perhaps the most common of which is Friedel-Crafts acylation.<sup>1</sup> Although this method has been useful for the synthesis of many ketones, it suffers from poor functional group tolerance, has untunable regioselectivity and requires the use of a stoichiometric amount of Lewis acid.<sup>2</sup> Another common method to access ketones is the oxidation of secondary alcohols. However, this protocol often requires the use of a stoichiometric amount of oxidant and is commonly limited by poor functional group tolerance.<sup>3</sup> The reaction of carboxylic acid derivatives such as anhydrides and acid chlorides with organometallic reagents tend to suffer from over-addition (resulting in the formation of tertiary alcohol products) and poor chemoselectivity.<sup>4</sup> However, a notable exception in this class of derivatives are Weinreb amides.<sup>5</sup> Treatment of a Weinreb amide with a suitable organometallic reagent provides ketones in high yields without significant over-addition. This selectivity is as a result of the formation of a stable, metal-chelate tetrahedral intermediate under the reaction conditions, which prevents over addition of nucleophile (Fig. 1).<sup>5</sup> The tetrahedral intermediate is subsequently destroyed upon work-up to afford ketone.<sup>5</sup>

We have previously described simple and efficient methods for the hydroacylation of various radical acceptors using atmospheric oxygen as radical initiator.<sup>6</sup> Most recently, we reported a highly efficient method for the functionalisation of aldehydes to

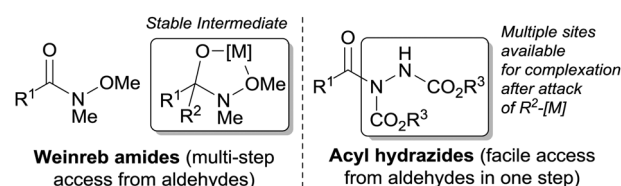


Fig. 1 Comparison between Weinreb amides and acyl hydrazides.

acyl hydrazides *via* the hydroacylation of azo-dicarboxylates.<sup>6e</sup> In that report, we highlighted that acyl hydrazides may be employed as acyl donors for the synthesis of amides.<sup>6e</sup> Given the similarities between acyl hydrazides and Weinreb amides, the fact they have plenty of sites available for forming a stable metal chelate and have been shown to be highly stable and effective acyl donors, we were intrigued as to whether acyl hydrazides could serve as effective acyl donors for the synthesis of ketones. Such a transformation would be highly desirable due to the facile and mild way in which aldehydes can be readily transformed into acyl hydrazides in a single step.<sup>6e</sup> The conversion of an aldehyde to a Weinreb amide, in contrast, typically requires multiple steps and relatively harsh reaction conditions.<sup>5b</sup>

Investigations to explore the feasibility of converting acyl hydrazides into ketones were initiated by reaction of acyl hydrazide **1a** with *n*-PnMgBr **2a** (Table 1). Initially, we applied typical Weinreb ketone synthesis reaction conditions ( $-10^\circ\text{C}$ , THF, 1.2 eq. of RMgX) to affect formation of ketone **3aa**.<sup>5b</sup> Encouragingly, reaction under these conditions afforded ketone **3aa**, albeit in low yield, 21% (Table 1, entry 1). Also isolated from the reaction mixture were secondary and tertiary alcohols, **4** and **5**, in 14% and 28% yield, respectively (Table 1, entry 1). Formation of secondary alcohol **4** may be rationalised by  $\beta$ -hydride elimination of a Grignard reagent complexed to ketone **3aa**.<sup>7</sup> Tertiary alcohol **5** is likely to have formed by addition of *n*-PnMgBr **2a** to ketone **3aa** formed in the reaction conditions.

Perhaps as expected, the addition of greater equivalents of **2a** led to an increase in the amount of tertiary alcohol, with no ketone being observed at all (Table 1, entry 2). We rationalised that reaction at a lower temperature would give better opportunity for a complex

<sup>a</sup> Department of Chemistry, University College London, London, WC1H 0AJ, UK.  
E-mail: VPEnterprise@ucl.ac.uk, v.chudasama@ucl.ac.uk; Tel: +44 (0)20 3108 5071

<sup>b</sup> AstraZeneca, Charter Way, Silk Road Business Park, Macclesfield, Cheshire, SK10 2NA, UK

† Electronic supplementary information (ESI) available:  $^1\text{H}$  and  $^{13}\text{C}$  NMR spectra for all novel compounds and compounds prepared by a novel protocols. See DOI: 10.1039/c3cc47967f



Table 1 Optimisation of reaction of acyl hydrazide **1a** with **2a**

Entry	Temp. (°C)	Time (h)	2a (eq.)	Conversion 1a <sup>a</sup> (%)	3aa <sup>a</sup> (%)	4 <sup>a</sup> (%)	5 <sup>a</sup> (%)
1	−10	0.5	1.2	84	21	14	28
2	−10	0.5	2	100	0	12	42
3	−40	0.5	1.2	64	41	10	10
4	−40	0.5	2	95	32	11	21
5	−78	0.5	1.2	34	21	2	0
6	−78	0.5	2	74	64	4	2
7	−78	1	2	77	61	5	1
8	−78	2	2	75	60	3	2
9	−78	3	2	80	62	4	2
10	−78	0.5	2.5	89	78	7	3
11	−78	0.5	3	91	72	7	6
12	−78	0.5	4	92	71	8	6
13	−78	0.5	5	94	69	12	5
14	−78	0.5	6	100	72	11	8

<sup>a</sup> Determined by integration of <sup>19</sup>F NMR relative to trifluorotoluene as an internal standard.

formed by addition of a Grignard onto an acyl hydrazide to be persistent. To investigate this, reaction of **1a** with 1.2 and 2 equivalents of **2a** was carried at −40 °C and −78 °C (Table 1, entries 3–6). Most pleasingly, decreasing the reaction temperature resulted in a decrease in the amount of **4** and **5**, and a gradual increase in yield of ketone with maximum yield, 64%, being observed with 2 equivalents of **2a** at −78 °C. In an attempt to further increase conversion and yield of ketone **3aa**, the effect of increasing reaction time was explored (Table 1, entries 7–9). However, this had little effect on conversion and yield, with comparable yields being observed for reaction at −78 °C for 0.5 to 3 h. In a further attempt to increase yield of ketone, the use of a greater equivalents of **2a** was explored (Table 1, entries 10–14). Gratifyingly, this afforded increasingly higher conversion of acyl hydrazide **1a** (*i.e.* from 80% to 100%) with an excellent yield of ketone, 78%, being observed with 2.5 equivalents of **2a** (Table 1, entry 10). Although using greater than 2.5 equivalents gave higher conversion, there was no increase in the yield of ketone (Table 1, entries 11–14).

We next applied our optimised conditions to the reaction of acyl hydrazide **1a** with phenyl magnesium bromide **2b** to evaluate the applicability of the conditions for the formation of diaryl ketones. Unfortunately, this only afforded a low yield of ketone **3ab**, 7%, due to low conversion of **1a**, 12%, perhaps as **2b** is a less potent nucleophile than **2a**. To combat this, addition of **2b** at −78 °C was followed by warming to 0 °C. Pleasingly, this afforded ketone **3ab** in 78% yield (Table 2, entry 1).

With optimised conditions in-hand we took the opportunity to investigate the applicability of our protocol for the formation of ketones from various aryl acyl hydrazides. All starting hydrazides

Table 2 Reaction of acyl hydrazides **1a–l** with **2a–b**

Isolated yield 3/%, R' =			
Entry	Acyl hydrazide <b>1</b> , R =	<sup>a</sup>	<sup>b</sup>
1	<b>1a</b>	78, <b>3aa</b>	78, <b>3ab</b>
2	<b>1b</b>	77, <b>3ba</b>	87, <b>3bb</b>
3	<b>1c</b>	71, <b>3ca</b>	73, <b>3cb</b>
4	<b>1d</b>	68, <b>3da</b>	70, <b>3db</b>
5	<b>1e</b>	79, <b>3ea</b>	71, <b>3eb</b>
6	<b>1f</b>	72, <b>3fa</b>	92, <b>3fb</b>
7	<b>1g</b>	76, <b>3ga</b>	72, <b>3gb</b>
8	<b>1h</b>	36, <b>3ha</b>	74, <b>3hb</b>
9	<b>1i</b>	44, <b>3ia</b>	73, <b>3ib</b>
10	<b>1j</b>	0, <b>3ja</b>	77, <b>3jb</b>
11	<b>1k</b>	0, <b>3ka</b>	76, <b>3kb</b>
12	<b>1l</b>	74, <b>3la</b>	76, <b>3lb</b>

Conditions: <sup>a</sup> −78 °C, THF, 30 min. <sup>b</sup> −78 °C to 0 °C, THF, 1 h.

(**1a–l**) were prepared using our previously reported facile method for the hydroacylation of DIAD in good yields.<sup>6c</sup> Each acyl hydrazide was then reacted with *n*-pentyl magnesium bromide **2a** and phenyl magnesium bromide **2b** (Table 2) under the optimised conditions developed for the formation of aryl alkyl and diaryl ketones, respectively. Encouragingly, good to excellent yields were observed for reaction of **2a** and **2b** with electron poor (Table 2, entries 1 and 2), electron neutral (Table 2, entry 3), and electron rich (Table 2, entry 4)



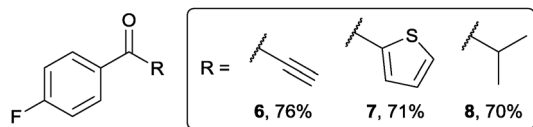


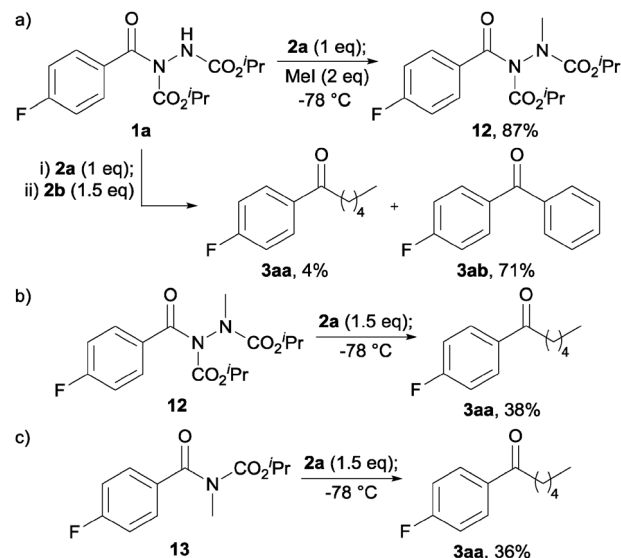
Fig. 2 Formation of various ketones using our protocol.

aryl acyl hydrazides. It was also pleasing that bromo- and iodo-functionalised aryl acyl hydrazides were tolerant of the reaction conditions and afforded ketones in good yields (Table 2, entries 5–7). Although *ortho*-substitution was not so well tolerated on application of **2a**, good yields were observed for the synthesis of diaryl ketones (Table 2, entries 8 and 9). Owing to the mildness of the reaction conditions required for effective conversion, we appraised the use of acyl hydrazides bearing functionalities that were not tolerant of Weinreb amide ketone synthesis conditions, *i.e.* nitro- and cyano-groups (Table 2, entries 10 and 11). Although no product was isolated on reaction with *n*-PnMgBr **2a**, diaryl ketones **3jb** and **3kb** were isolated in excellent yields on application of PhMgBr **2b**, demonstrating to some extent the mildness of our protocol. We also show that a heterocyclic acyl hydrazide, **11**, gave good yields of aryl alkyl and diaryl ketone upon reaction with *n*-PnMgBr **2a** and PhMgBr **2b**, respectively (Table 2, entry 12).

Having demonstrated good tolerance of acyl hydrazides for the formation of diaryl and aryl alkyl ketones on application of Grignards **2a** and **2b**, we explored the tolerance of other Grignard reagents (Fig. 2). To do this, acyl hydrazide **1a** was reacted with alkynyl, thiophenyl and isopropyl magnesium bromides. Gratifyingly, this afforded excellent yields of ketones **6–8**, thus demonstrating the flexibility of our protocol with respect to the nature of the Grignard reagent.

In order for the yield of ketone to be so high we rationalised that there must be some complexation to stabilise the adduct formed upon nucleophilic addition to acyl hydrazide. We rationalised that complexation could be affected through one of three possibilities (Fig. 3): (i) deprotonated hydrazide, **9**; (ii) ester carbonyl, **10**; or (iii) *N*-lone pair, **11**.

To appraise the feasibility of each of these postulated intermediates we initially explored whether an acyl hydrazide would be deprotonated under the reaction conditions owing to the acidity of the N–H bond. To do this, acyl hydrazide **1a** was reacted with a single equivalent of Grignard **2a**, followed by addition of methyl iodide, all at  $-78^\circ\text{C}$ , and then quenching with ammonium chloride (Scheme 1a). As this resulted in the formation of a significant amount of methylated hydrazide **12**, 87%, we felt it appropriate to conclude that an acyl hydrazide would be significantly deprotonated under the reaction conditions, thus disfavoured the likelihood of intermediate **11**. Further support for the first equivalent of Grignard acting as base was obtained by reaction of acyl hydrazide **1a**



Scheme 1 Reaction of: (a) hydrazide **1a** with **2a** then Mel, and with **2a** followed by **2b**; (b) hydrazide **12** with **2a**; and (c) carbamate **13** with **2a**.

with *n*-PnMgBr **2a** (1 eq.) followed by addition of PhMgBr **2b** (1.5 eq.). This afforded primarily diaryl ketone **3ab**, 71%, and a modest amount of **3aa**.

We next evaluated the importance of deprotonation for efficient ketone synthesis to transpire by reaction of methylated hydrazide **12** with 1.5 equivalents of **2a** (Scheme 1b). This resulted in a poor yield of ketone, 38%, with a significant amount of tertiary alcohol being observed (20%), perhaps indicating that deprotonation is important for efficient ketone formation to ensue. Finally, we synthesised carbamate **13** and reacted it with 1.5 equivalents of **2a** to determine if carbonyl complexation may play a key role in forming a stable intermediate, especially in view of a report on the reaction of Grignard reagents with *N*-Boc protected  $\beta$ -,  $\gamma$ - and  $\delta$ -lactams for the synthesis of ketones.<sup>8</sup> However, reaction of **13** with **2a** only afforded ketone in 36% yield, again due to the formation of a significant amount of tertiary alcohol (Scheme 1c). Thus, it seems reasonable to conclude the high yield of ketone observed in our protocol is most likely due to the formation of a persistent intermediate of the form of **9** (see Fig. 3).

In summary, the work described herein represents, to the best of our knowledge, the first examples of the use of acyl hydrazides as acyl donors for the synthesis of ketones. This is particularly exciting in view of the facile manner in which acyl hydrazides may be prepared from various aldehydes<sup>6e,9</sup> or otherwise.<sup>10</sup> Moreover, ketone formation has been shown to proceed under mild conditions, which has allowed for the tolerance of sensitive functional groups such as nitrile and nitro for the synthesis of diaryl ketones, and various Grignard reagents. We will now seek to evaluate the applicability of our protocol for the formation of dialkyl ketones, and especially those derived from enantiopure alkyl acyl hydrazides.

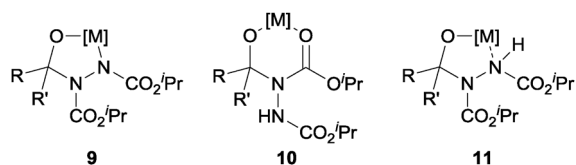


Fig. 3 Potential stable intermediates.

## Notes and references

- (a) S. Rahimipour, C. Palivan, F. Barbosa, I. Bilkis, Y. Koch, L. Weiner, M. Fridkin, Y. Mazur and G. J. Gescheidt, *J. Am. Chem. Soc.*, 2003, **125**, 1376; (b) Y. Deng, Y.-W. Chin, H. Chai, W. J. Keller and A. D. Kinghorn,

- J. Nat. Prod.*, 2007, **70**, 2049; (c) M. Van de Putte, T. Roskams, J. R. Vandenheede, P. Agostinis and P. A. M. deWitte, *Br. J. Cancer*, 2005, **92**, 1406; (d) Y. Nishizuka, *Nature*, 1988, **334**, 661; (e) X.-Q. Ding, E. Lindstrom and R. Hakanson, *Pharmacol. Toxicol.*, 1997, **81**, 232; (f) A. M. Prince, D. Pascual, D. Meruelo, L. Liebes, Y. Mazur, E. Dubovi, M. Mandel and G. Lavie, *Photochem. Photobiol.*, 2000, **71**, 188; (g) X. Jia, S. Zhang, W. Wang, F. Luo and J. Cheng, *Org. Lett.*, 2009, **11**, 3120.
- 2 G. A. Olah, *Friedel–Crafts Chemistry*, Wiley, New York, 1973.
- 3 G. Tojo and M. Fernandez, *Oxidation of Alcohols to Aldehyde and Ketones: A Guide to Current Common Practice*, Springer, 2006.
- 4 J. March, *Advanced Organic Chemistry*, Wiley, New York, 3rd edn, 1985, pp. 433–435 and 824–827; R. K. Dieter, *Tetrahedron*, 1999, **55**, 4177.
- 5 (a) S. Nahm and S. M. Weinreb, *Tetrahedron Lett.*, 1981, **22**, 3815; (b) S. Balasubramaniam and I. S. Aidhen, *Synthesis*, 2008, 3707.
- 6 (a) R. J. Fitzmaurice, J. M. Ahern and S. Caddick, *Org. Biomol. Chem.*, 2009, **7**, 235; (b) V. Chudasama, R. J. Fitzmaurice, J. M. Ahern and S. Caddick, *Chem. Commun.*, 2010, **46**, 133; (c) V. Chudasama, R. J. Fitzmaurice and S. Caddick, *Nat. Chem.*, 2010, **2**, 592; (d) V. Chudasama, J. M. Ahern, R. J. Fitzmaurice and S. Caddick, *Tetrahedron Lett.*, 2011, **52**, 1067; (e) V. Chudasama, R. J. Fitzmaurice, D. V. Dhokia, J. M. Ahern and S. Caddick, *Chem. Commun.*, 2011, **47**, 3269; (f) V. Chudasama, A. R. Akhbar, K. A. Bahou, R. J. Fitzmaurice and S. Caddick, *Org. Biomol. Chem.*, 2013, **11**, 7301.
- 7 H. Maeda, J. Okamoto and H. Ohmori, *Tetrahedron Lett.*, 1996, **37**, 5381.
- 8 A. Giovannini, D. Savoia and A. U. Ronchi, *J. Org. Chem.*, 1989, **54**, 228.
- 9 Q. Zhang, E. Parker, A. D. Headley and B. Ni, *Synlett*, 2010, 2453; B. Ni, Q. Zhang, S. Garre and A. D. Headley, *Adv. Synth. Catal.*, 2009, **351**, 875.
- 10 I. Ryu, A. Tani, T. Fukuyama, D. Ravelli, S. Montanaro and M. Fagnoni, *Org. Lett.*, 2013, **15**, 2554.

