



Cite this: *Green Chem.*, 2023, **25**, 10436

A comparative study of palladium-gold and palladium-tin catalysts in the direct synthesis of H_2O_2 [†]

Dávid Kovačič,^{‡a} Richard J. Lewis,^{id} *^{‡a} Caitlin M. Crombie,^a David J. Morgan,^{id} a,b Thomas E. Davies,^a Ángeles López-Martín,^a Tian Qin,^c Christopher S. Allen,^{f,g} Jennifer. K. Edwards,^{id} d Liwei Chen,^c Martin Skov Skjøth-Rasmussen,^e Xi Liu^{id} *^c and Graham J. Hutchings^{id} *^a

Herein we evaluate the promotive effect of Au and Sn incorporation into supported Pd nanoparticles for the direct synthesis of H_2O_2 from molecular H_2 and O_2 . The introduction of both secondary metal modifiers was found to result in a significant enhancement in catalytic performance, although, in the case of the PdSn system, it was identified that relatively large quantities of the secondary metal were required to rival the activity observed over optimal Au-containing formulations, with the 0.25%Pd–2.25%Sn/TiO₂ catalyst offering comparable H_2O_2 synthesis rates to the optimised 0.25%Pd–0.25%Au/TiO₂ formulation. The introduction of Sn was found to considerably improve Pd dispersion, correlating with an improvement in selective H_2 utilisation. Notably, the optimal PdSn catalyst identified in this work achieves superior H_2O_2 selectivities compared to the PdAu analogue and is able to rival the performance of *state-of-the-art* materials.

Received 2nd October 2023,
Accepted 13th November 2023

DOI: 10.1039/d3gc03706a

rsc.li/greenchem

Introduction

Hydrogen peroxide (H_2O_2) is a highly efficacious, environmentally friendly oxidant, used widely in sectors ranging from textile and paper manufacture, where its strong bleaching properties are sought,¹ to chemical synthesis,^{2,3} where H_2O_2 is superseding traditional reagents, such as perchlorate or permanganate. Indeed, the use of H_2O_2 in chemical valorisation is particularly attractive, given that the only by-product of its use is water, reducing separation costs associated with stoi-

chiometric oxidants and typically allowing for the use of lower reaction temperatures compared to alternative aerobic routes.^{4,5}

The current demand for H_2O_2 is met almost entirely *via* the anthraquinone oxidation (AO) process. Although, highly efficient there are several concerns associated with the industrial route, in particular around its atom efficiency, with the over-hydrogenation of the anthraquinone H_2 carrier necessitating its periodic replacement.⁶ This coupled with the overall complexity of the process has typically precluded the production of H_2O_2 at the point of final application. As such H_2O_2 is shipped at concentrations far greater than that required by the end user, with the resulting dilution of the oxidant prior to use effectively wasting the energy utilised in its distillation and concentration before transit. Furthermore, the instability of H_2O_2 , with its rapid decomposition to H_2O in the presence of relatively mild temperatures or weak bases requires the use of acidic stabilizing agents to prolong shelf-life,⁷ with such species often promoting reactor corrosion and catalyst deactivation.⁸

Alternatively, the direct synthesis of H_2O_2 from its constituent elements would allow for on-site production, at appropriate concentrations, while avoiding the use of additives and the costs associated with the transport and storage of the oxidant.^{9,10} Indeed there is a growing interest in the use of

^aMax Planck–Cardiff Centre on the Fundamentals of Heterogeneous Catalysis FUNCAT, Cardiff Catalysis Institute, School of Chemistry, Cardiff University, Cardiff, CF24 4HQ, UK. E-mail: LewisR27@cardiff.ac.uk, LiuXi@sjtu.edu.cn, Hutch@cardiff.ac.uk

^bHarwell XPS, Research Complex at Harwell (RCAH) Didcot, OX11 0FA, UK

^cIn-situ Centre for Physical Sciences, School of Chemistry and Chemical, Frontiers Science Centre for Transformative Molecules, Shanghai 200240, P. R. China

^dCardiff Catalysis Institute, School of Chemistry, Cardiff University, Main Building, Park Place, Cardiff, CF10 3AT, UK

^eHaldor Topsøe A/S, Haldor Topsøes Allé 1, DK-2800 Kongens Lyngby, Denmark

^fElectron Physical Sciences Imaging Centre, Diamond Light Source Ltd, Didcot, OX11 0DE, UK

^gDepartment of Materials, University of Oxford, Oxford, OX1 3PH, UK

[†]Electronic supplementary information (ESI) available. See DOI: <https://doi.org/10.1039/d3gc03706a>

[‡]These authors contributed equally to this work.



H₂O₂ generated *in situ* for use in chemical transformations.^{11–13} While Pd-based catalysts have been well reported to offer high activity towards H₂O₂ production *via* the direct route,^{14,15} limited catalytic selectivity has typically necessitated the use of acidic or halogenated stabilising agents.^{16–19} Alternatively, there has been extensive investigation into the alloying of Pd with secondary metals, primarily other precious metals^{20–24} to improve catalytic performance. The alloying of Pd with Au in particular has been shown to greatly enhance catalytic selectivity towards H₂O₂, through isolation and electronic effects, while also avoiding the need for the stabilising agents often required by Pd catalysts.^{21,25,26}

In recent years numerous studies have reported that enhancements in catalytic performance similar to those achieved through the alloying of Pd with Au can be achieved *via* the incorporation of a range of Earth-abundant metals.^{27–31} The use of such secondary metal modifiers for Pd represents a key step towards an industrially viable route to the direct synthesis of H₂O₂. In particular, the use of PdSn formulations has received growing attention, with a number of catalyst formulations reported to offer high selectivity and activity towards H₂O₂.^{27,32–34} With these earlier studies in mind and with the aim of gaining further understanding of this relatively new class of catalytic materials we now investigate the efficacy of a series of bimetallic PdSn and PdAu catalysts for the direct synthesis of H₂O₂.

Experimental

Catalyst preparation

Mono- and bi-metallic PdX/TiO₂ (X = Au, Sn) catalysts, were prepared on a weight basis, *via* a wet co-impregnation procedure, based on a methodology previously reported in the literature.³⁵ With catalysts produced *via* such a procedure widely studied for the direct synthesis of H₂O₂ due to the simplicity and ease with which this approach can be scaled to meet industrial application. The procedure to produce the 0.25% Pd–0.25%Au/TiO₂ (2 g) catalyst is detailed below, with a similar approach utilized for all mono- and bi-metallic catalysts studied, using chloride-based metal precursors in all cases.

Aqueous PdCl₂ solution (0.833 mL, [Pd] = 6 mg mL^{−1}, Merck) and aqueous HAuCl₄·3H₂O solution (0.408 mL, [Au] = 12.25 mg mL^{−1}, Strem Chemicals) were mixed in a 50 mL round-bottom flask and heated to 65 °C with stirring (1000 rpm) in a thermostatically controlled oil bath, with total volume fixed to 16 mL using H₂O (HPLC grade). Upon reaching 65 °C, TiO₂ (1.98 g, Degussa, P25) was added over the course of 5 minutes, with constant stirring. The resulting slurry was stirred at 65 °C for a further 15 minutes, following this the temperature was raised to 95 °C for 16 h to allow for complete evaporation of water. The resulting solid was ground prior to an oxidative heat treatment (static air, 400 °C, 3 h, 10 °C min^{−1}).

In the case of the PdSn/TiO₂ catalyst series SnCl₄·5H₂O ([Sn] = 5.0 mg mL^{−1}, Merck) was utilised as the Sn precursor.

The surface area of key catalysts studied, as determined by 5-point BET analysis is reported in Table S.1.†

Catalyst testing

Note 1: The reaction conditions used within this study operate under the flammability limits of gaseous mixtures of H₂ and O₂.³⁶

Note 2: The conditions used within this work for H₂O₂ synthesis and degradation have previously been investigated, with the presence of CO₂ as a diluent for reactant gases and a methanol co-solvent identified as key to maintaining high catalytic efficacy towards H₂O₂ production.³⁷ In particular the CO₂ gaseous diluent, has been found to act as an *in situ* promoter of H₂O₂ stability through dissolution in the reaction medium and the formation of carbonic acid. We have previously reported that the use of the CO₂ diluent has a comparable promotive effect to that observed when acidifying the reaction solution to a pH of 4 using HNO₃.³⁸

Direct synthesis of H₂O₂

Hydrogen peroxide synthesis was evaluated using a Parr Instruments stainless steel autoclave with a nominal volume of 50 mL, equipped with a PTFE liner (so that the total volume is reduced to 33 mL), and a maximum working pressure of 2000 psi. To test each catalyst for H₂O₂ synthesis, the autoclave liner was charged with catalyst (0.01 g) and solvent (methanol (5.6 g, HPLC grade, Fischer Scientific) and H₂O (2.9 g, HPLC grade, Fischer Scientific)). The charged autoclave was then purged three times with 5%H₂/CO₂ (100 psi) before filling with 5%H₂/CO₂ to a pressure of 420 psi, followed by the addition of 25%O₂/CO₂ (160 psi), with the pressure of 5%H₂/CO₂ and 25% O₂/CO₂ given as gauge pressures. The reaction was conducted at a temperature of 20 °C for 0.5 h with stirring (1200 rpm). H₂O₂ productivity was determined by titrating aliquots of the final solution after reaction with acidified Ce(SO₄)₂ (0.0085 M) in the presence of ferroin indicator. Catalyst productivities are reported as mol_{H₂O₂} kg_{cat}^{−1} h^{−1}.

The catalytic conversion of H₂ and selectivity towards H₂O₂ were determined using a Varian 3800 GC fitted with TCD and equipped with a Porapak Q column.

H₂ conversion (eqn (1)) and H₂O₂ selectivity (eqn (2)) are defined as follows:

$$\text{H}_2\text{Conversion}(\%) = \frac{\text{mmol}_{\text{H}_2(t(0))} - \text{mmol}_{\text{H}_2(t(1))}}{\text{mmol}_{\text{H}_2(t(0))}} \times 100 \quad (1)$$

$$\text{H}_2\text{O}_2\text{ Selectivity}(\%) = \frac{\text{H}_2\text{O}_2\text{ detected}(\text{mmol})}{\text{H}_2\text{ consumed}(\text{mmol})} \times 100. \quad (2)$$

The total autoclave capacity was determined *via* water displacement to allow for accurate determination of H₂ conversion and H₂O₂ selectivity.



Gas replacement experiments for the direct synthesis of H₂O₂

An identical procedure to that outlined above for the direct synthesis reaction was followed for a reaction time of 0.5 h. After this, stirring was stopped and the reactant gas mixture was vented prior to replacement with the standard pressures of 5% H₂/CO₂ (420 psi) and 25% O₂/CO₂ (160 psi). The reaction mixture was then stirred (1200 rpm) for a further 0.5 h. To collect a series of data points, as in the case of Fig. 3, it should be noted that individual experiments were carried out and the reactant mixture was not sampled on-line.

Degradation of H₂O₂

Catalytic activity towards H₂O₂ degradation was determined in a similar manner to the direct synthesis activity of a catalyst. The autoclave liner was charged with solvent (methanol (5.6 g, HPLC grade, Fischer Scientific) and H₂O (2.22 g, HPLC grade, Fischer Scientific)) and H₂O₂ (50 wt% 0.68 g, Sigma Aldrich), with the solvent composition equivalent to a 4 wt% H₂O₂ solution. From the solution, two 0.05 g aliquots were removed and titrated with acidified Ce(SO₄)₂ solution using ferroin as an indicator to determine an accurate concentration of H₂O₂ at the start of the reaction. Subsequently catalyst (0.01 g) was added to the reaction media and the autoclave was purged with 5% H₂/CO₂ (100 psi) prior to being pressurised with 5% H₂/CO₂ (420 psi). The reaction medium was conducted at a temperature of 20 °C and stirred at 1200 rpm for 0.5 h. After the reaction was complete the catalyst was removed from the reaction mixture and two 0.05 g aliquots were titrated against the acidified Ce(SO₄)₂ solution using ferroin as an indicator. The degradation activity is reported as mol_{H₂O₂} kg_{cat}⁻¹ h⁻¹.

Catalyst reusability in the direct synthesis and degradation of H₂O₂

To determine catalyst reusability, a similar procedure to that outlined above for the direct synthesis of H₂O₂ is followed utilising 0.05 g of catalyst. Following the initial test, the catalyst was recovered by filtration and dried (30 °C, 16 h, under vacuum); from the recovered catalyst sample 0.01 g was used to conduct a standard H₂O₂ synthesis or degradation test.

Note 3: In all cases, the reactor temperature was controlled using a HAAKE K50 bath/circulator using an appropriate coolant.

Note 4: In all cases, reactions were run multiple times, over multiple batches of catalyst, with the data being presented as an average of these experiments.

Characterisation

X-ray photoelectron spectroscopy (XPS) analyses were made on a Kratos Axis Ultra DLD spectrometer. Samples were mounted using double-sided adhesive tape and binding energies were referenced to the C(1s) binding energy of adventitious carbon contamination that was taken to be 284.8 eV. Monochromatic AlK_α radiation was used for all measurements; an analyser pass energy of 160 eV was used for survey scans, while 40 eV was employed for more detailed regional scans. The intensities of the Au(4f), Pt(4f) and Pd(3d) features were used to derive the Pd/Pt and Au/Pt surface composition ratios.

Aberration-corrected scanning transmission electron microscopy (AC-STEM) was performed using a probe-corrected Hitachi HF5000 S/TEM, operating at 200 kV. The instrument was equipped with bright field (BF) and annular dark field (ADF) detectors for high spatial resolution STEM imaging experiments. This microscope was also equipped with dual Oxford Instruments XEDS detectors (2 × 100 mm²) having a total collection angle of 2.02 sr. Additional AC-STEM was performed using a probe-corrected ThermoFisher Scientific SPECTRA 200 operating at 200 kV and a JEOL ARM200F operating at 200 kV. In all cases, the samples were prepared by dry dispersion of the powder over 300 mesh holey carbon film copper grids.

Total metal leaching from the supported catalyst was quantified *via* inductively coupled plasma mass spectrometry (ICP-MS). Post-reaction solutions were analysed using an Agilent 7900 ICP-MS equipped with I-AS auto-sampler. All samples were diluted by a factor of 10 using HPLC grade H₂O (1% HNO₃ and 0.5% HCl matrix). All calibrants were matrix-matched and measured against a five-point calibration using certified reference materials purchased from PerkinElmer and certified internal standards acquired from Agilent.

Table 1 Catalytic activity of supported 0.5%PdAu/TiO₂ catalysts towards the direct synthesis and degradation of H₂O₂, as a function of Pd : Au ratio

Catalyst	Productivity/mol _{H₂O₂} kg _{cat} ⁻¹ h ⁻¹	H ₂ O ₂ Conc. / wt. %	H ₂ Conv. %	H ₂ O ₂ Selectivity/%	Rate of reaction/mmol _{metal} ⁻¹ h ⁻¹	Degradation/mol _{H₂O₂} kg _{cat} ⁻¹ h ⁻¹
0.5%Pd/TiO ₂	68	0.140	57	44	1.49 × 10 ³	0
0.375%Pd–0.125%Au/TiO ₂	80	0.170	61	50	2.02 × 10 ³	110
0.25%Pd–0.25%Au/TiO ₂	90	0.180	53	59	2.49 × 10 ³	119
0.125%Pd–0.375%Au/TiO ₂	74	0.150	40	76	2.43 × 10 ³	108
0.5%Au/TiO ₂	3	0.010	BDL	BDL	1.06 × 10 ²	0
0.25%Pd/TiO ₂	58	0.120	31	69	2.47 × 10 ³	0
TiO ₂ *	0	—	—	—	0	0

H₂O₂ direct synthesis reaction conditions: catalyst (0.01 g), H₂O (2.9 g), MeOH (5.6 g), 5% H₂/CO₂ (420 psi), 25% O₂/CO₂ (160 psi), 0.5 h, 20 °C, 1200 rpm. H₂O₂ degradation reaction conditions: catalyst (0.01 g), H₂O₂ (50 wt% 0.68 g) H₂O (2.22 g), MeOH (5.6 g), 5% H₂/CO₂ (420 psi), 0.5 h, 20 °C 1200 rpm. BDL: below the accurate detection limit. *TiO₂ used as received. Note: reaction rates are based on theoretical metal loading.



Brunauer–Emmett–Teller (BET) surface area measurements were conducted using a Quadrasorb surface area analyzer. A five-point isotherm of each material was measured using N₂ as the adsorbate gas. Samples were degassed at 250 °C for 2 h prior to the surface area being determined by five-point N₂ adsorption at –196 °C, and data were analyzed using the BET method.

Results and discussion

Our initial studies investigated the efficacy of bimetallic PdAu and PdSn catalysts, prepared by a wet co-impregnation procedure, towards the direct synthesis and subsequent degradation of H₂O₂ (Tables 1 and 2), under conditions considered detrimental towards the stability of the desired product, namely through the use of ambient reaction temperatures.³⁷ In keeping with a large body of literature^{20,21,26,39} the alloying of Pd with Au resulted in a significant enhancement in H₂O₂ synthesis activity (Table 1). Investigation of the role of Pd : Au ratio on catalytic performance, identified an optimal formulation of 0.25%Pd–0.25%Au/TiO₂, with rates of H₂O₂ synthesis (90 mol_{H₂O₂} kg_{cat}^{–1} h^{–1}), particularly noteworthy given the relatively low total metal loading utilised and the use of ambient reaction temperatures. Indeed the activity of the 0.25%Pd–0.25%Au/TiO₂ catalyst significantly exceeds that previously reported for analogous formulations consisting of ten times the total metal loading used in this study, when evaluated under conditions more conducive to H₂O₂ stability.⁴⁰

While the enhanced H₂O₂ synthesis activity of the PdAu formulation, compared to the Pd-only analogue, may have been expected based on numerous previous studies, the inability of the 0.5%Pd/TiO₂ catalyst to degrade H₂O₂ is perhaps surprising and may lead to the inference that this material is highly selective towards H₂O₂. However, it is important to note that the determination of H₂O₂ selectivity under direct synthesis conditions contradicts this assumption. While the selectivity of the 0.25%Pd–0.25%Au/TiO₂ catalyst (59%) is significantly improved compared to the Pd-only analogue (44%), this metric is far from the total selectivity implied by our degradation studies. Notably, such selectivity comparisons were made at relatively similar rates of H₂ conversion (53 and 57% for the

0.25%Pd–0.25%Au/TiO₂ and 0.5%Pd/TiO₂ catalysts respectively). Such a discrepancy between H₂O₂ degradation rates and H₂O₂ selectivity, during H₂O₂ synthesis, may be associated with the relatively high concentration of preformed oxidant used to conduct the H₂O₂ degradation experiments (4 wt%), and the potential for metallic Pd species to be oxidised under such conditions. Indeed, the high H₂O₂ selectivity of PdO, in comparison to Pd⁰ species, has been well reported.⁴¹ While the requirement to use such high concentrations of H₂O₂ is evident, allowing for differences in catalytic activity to be more

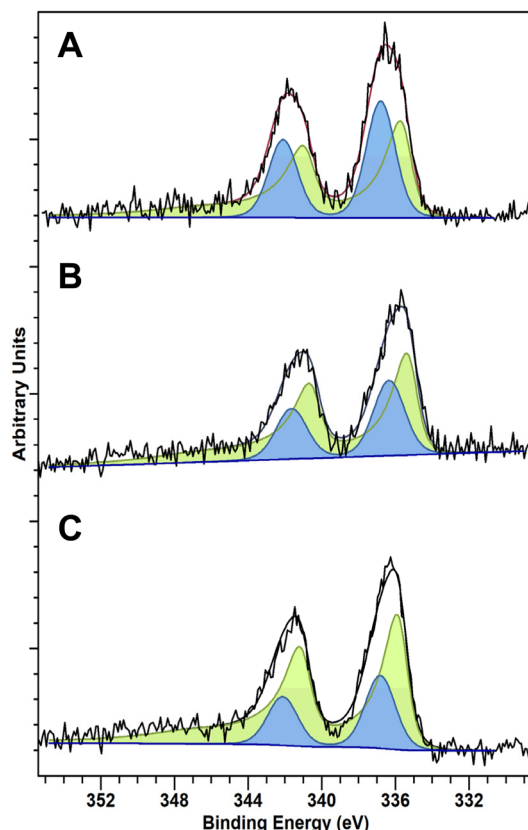


Fig. 1 XPS spectra of Pd(3d) regions of the as-prepared (A) 0.25%Pd–0.25%Sn/TiO₂, (B) 0.25%Pd–0.25%Au/TiO₂ and (C) 0.5%Pd/TiO₂ catalysts. Key: Pd⁰ (green) Pd²⁺ (blue).

Table 2 Catalytic activity of supported 0.5%PdSn/TiO₂ catalysts towards the direct synthesis and degradation of H₂O₂, as a function of Pd : Sn ratio

Catalyst	Productivity/mol _{H₂O₂} kg _{cat} ^{–1} h ^{–1}	H ₂ O ₂ Conc. / wt. %	H ₂ Conv. %	H ₂ O ₂ selectivity/%	Rate of reaction/mmol _{metal} ^{–1} h ^{–1}	Degradation/mol _{H₂O₂} kg _{cat} ^{–1} h ^{–1}
0.5%Pd/TiO ₂	68	0.14	57	44	1.49 × 10 ³	0
0.375%Pd–0.125%Sn/TiO ₂	64	0.13	46	50	1.40 × 10 ³	0
0.25%Pd–0.25%Sn/TiO ₂	62	0.12	31	71	1.35 × 10 ³	0
0.125%Pd–0.375%Sn/TiO ₂	22	0.08	16	89	9.23 × 10 ²	0
0.5%Sn/TiO ₂	0	—	—	—	—	0
0.25%Pd/TiO ₂	58	0.12	31	69	2.47 × 10 ³	0
TiO ₂ *	0	—	—	—	0	0

H₂O₂ direct synthesis reaction conditions: catalyst (0.01 g), H₂O (2.9 g), MeOH (5.6 g), 5% H₂/CO₂ (420 psi), 25% O₂/CO₂ (160 psi), 0.5 h, 20 °C, 1200 rpm. H₂O₂ degradation reaction conditions: catalyst (0.01 g), H₂O₂ (50 wt% 0.68 g) H₂O (2.22 g), MeOH (5.6 g), 5% H₂/CO₂ (420 psi), 0.5 h, 20 °C 1200 rpm. *TiO₂ used as received. Note: reaction rates are based on theoretical metal loading.



easily discerned, we consider that these observations highlight the need for the determination of H_2O_2 selectivities under direct synthesis conditions in order to achieve a comprehensive understanding of catalytic performance.

By comparison to PdAu formulations, the application of PdSn based catalysts for the direct synthesis of H_2O_2 has only recently begun to receive attention in the literature,^{27,31,33} although it is

Table 3 A comparison of initial H_2O_2 synthesis rates over various TiO_2 supported catalysts

Catalyst	Rate of reaction/ $\text{mmol}_{\text{H}_2\text{O}_2} \text{mmol}_{\text{metal}}^{-1} \text{h}^{-1}$	
	5 min	30 min
0.5%Pd/ TiO_2	4.21×10^3	1.49×10^3
0.25%Pd–0.25%Au/ TiO_2	5.87×10^3	2.49×10^3
0.25%Pd–0.25%Sn/ TiO_2	5.21×10^3	1.35×10^3

H_2O_2 direct synthesis reaction conditions: catalyst (0.01 g), H_2O (2.9 g), MeOH (5.6 g), 5% H_2/CO_2 (420 psi), 25% O_2/CO_2 (160 psi), 20 °C 1200 rpm. Note: reaction rates are based on theoretical metal loading.

clear that such catalysts can rival the performance of *state-of-the-art* materials.²⁷ Investigation into the Pd : Sn ratio revealed that, unlike the PdAu system, the introduction of small quantities of the secondary metal did not significantly improve catalytic performance compared to the 0.5%Pd/ TiO_2 catalyst ($68 \text{ mol}_{\text{H}_2\text{O}_2} \text{kg}_{\text{cat}}^{-1} \text{h}^{-1}$) (Table 2). A comparison of the 0.25%Pd/ TiO_2 and 0.25%Pd–0.25%Sn/ TiO_2 catalysts (*i.e.* formulations with an equivalent Pd loading), further indicates that the introduction of low concentrations of Sn does not result in a meaningful enhancement in catalytic performance, compared to Pd-analogues. Indeed, the performance of the 0.25%Pd/ TiO_2 ($58 \text{ mol}_{\text{H}_2\text{O}_2} \text{kg}_{\text{cat}}^{-1} \text{h}^{-1}$ and 69% H_2O_2 selectivity) and 0.25%Pd–0.25%Sn/ TiO_2 ($62 \text{ mol}_{\text{H}_2\text{O}_2} \text{kg}_{\text{cat}}^{-1} \text{h}^{-1}$ and 71% H_2O_2 selectivity) catalysts were found to be nearly identical.

We were subsequently motivated to investigate a subset of catalyst formulations, namely the 0.5%Pd/ TiO_2 , 0.25%Pd–0.25%Au/ TiO_2 and 0.25%Pd–0.25%Sn/ TiO_2 catalysts, in order to gain further insight into these materials.

The activity of Pd-based catalysts towards H_2O_2 production is well known to be highly influenced by Pd oxidation state. In particular, the presence of PdO has been reported to aid the

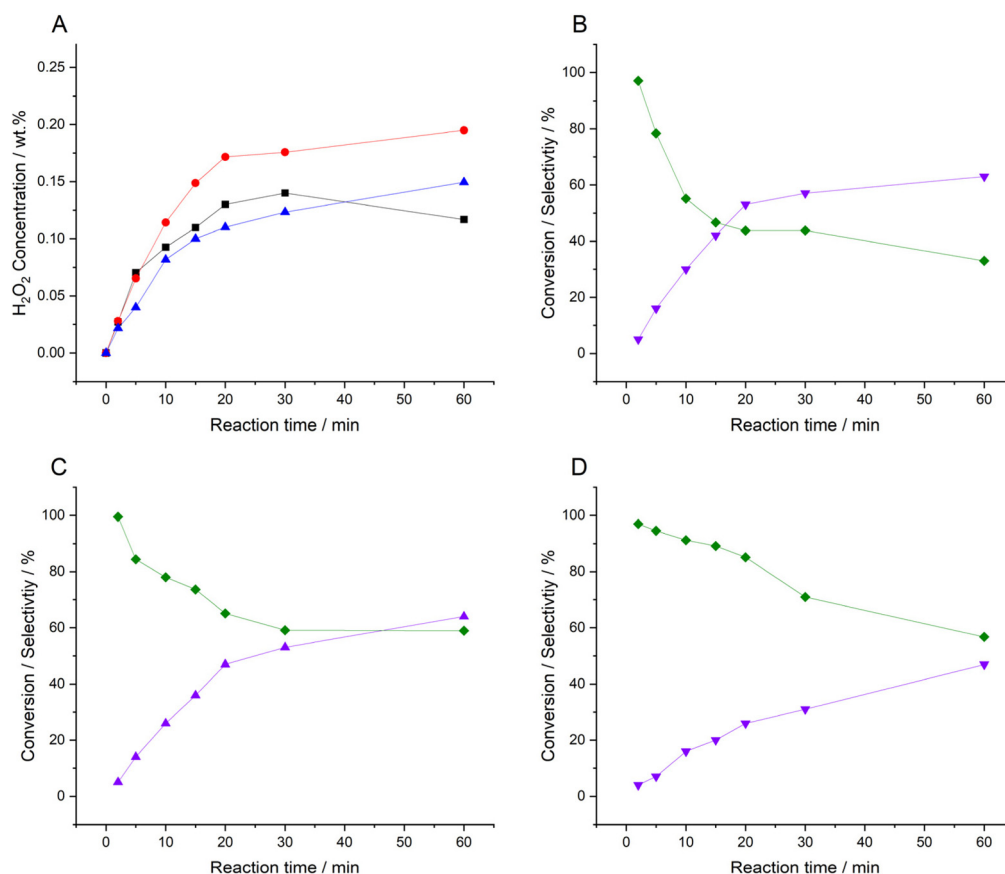


Fig. 2 Comparison of catalytic activity towards the direct synthesis of H_2O_2 , as a function of reaction time. (A) Catalytic activity based on net H_2O_2 concentration. Determination of H_2 conversion and H_2O_2 selectivity for the (B) 0.5%Pd/ TiO_2 (C) 0.25%Pd–0.25%Au/ TiO_2 and (D) 0.25%Pd–0.25%Sn/ TiO_2 catalysts Key: 0.5%Pd/ TiO_2 (black squares), 0.25%Pd–0.25%Au/ TiO_2 (red circles), 0.25%Pd–0.25%Sn/ TiO_2 catalysts (blue triangles) H_2 conversion (purple inverted triangles), H_2O_2 selectivity (green diamonds). H_2O_2 direct synthesis reaction conditions: catalyst (0.01 g), H_2O (2.9 g), MeOH (5.6 g), 5% H_2/CO_2 (420 psi), 25% O_2/CO_2 (160 psi), 20 °C, 1200 rpm.



suppression of O–O bond dissociation and the unselective formation of H₂O, in addition to promoting the rapid desorption of H₂O₂ from catalytic surfaces, with both factors resulting in improved catalytic selectivity.⁴² While the identity of the true active site for H₂O₂ synthesis is still debated, there is a consensus that a proportion of the Pd must exist in the reduced state to form H₂O₂. However, it is not clear if the active sites that bind and selectively reduce O₂ to H₂O₂ are fully or partially reduced or indeed fully oxidized Pd atoms, for a detailed discussion of this we direct the reader to the excellent review on the topic by D.W. Flaherty.¹⁴ Analysis of the as-prepared materials by X-ray photoelectron spectroscopy (XPS) is reported in Fig. 1 and reveals clear differences in Pd speciation across the catalytic series. Despite exposure to a high-temperature oxidative heat treatment (static air, 400 °C, 3 h, 10 °C min^{−1}), all catalysts were found to consist of mixed Pd oxidation states (*i.e.* Pd²⁺ and Pd⁰). However, the introduction of Au and Sn was found to significantly shift Pd speciation towards Pd²⁺. Notably, our observations align well with earlier works which have identified the ability of both metals to modify the electronic state of Pd which, at least in the case of the PdAu cata-

lyst, may be partly responsible for the improved catalytic activity, when compared to the Pd-only analogue.^{33,43} Although it should be noted that the Pd oxidation state of the as-prepared materials may not be fully representative of that under reaction conditions.

A comparison of the initial rate of reaction, determined at a reaction time of 5 minutes, where the contribution of competitive H₂O₂ degradation pathways can be considered to be negligible, is reported in Table 3 and further reveals the enhanced activity of the 0.25%Pd–0.25%Au/TiO₂ catalyst.

Time-on-line studies comparing H₂O₂ synthesis rates over the catalytic series are reported in Fig. 2. The enhanced activity of the 0.25%Pd–0.25%Au/TiO₂ catalyst is again apparent, particularly at extended reaction times, with the concentration of H₂O₂ (0.21 wt%) significantly greater than that achieved by either the 0.25%Pd–0.25%Sn/TiO₂ (0.15 wt%) or 0.5%Pd/TiO₂ (0.12 wt%) analogues. Comparison of catalytic selectivity towards H₂O₂, at near iso-conversion further identifies the greater efficacy of the PdAu formulation, particularly at relatively high rates of H₂ conversion (Table S.2†). However, the improved selectivity of the 0.25%Pd–0.25%Sn/TiO₂ catalyst (91%) at relatively low rates of H₂ conversion (approx. 15%), is notable, outperforming both the 0.25%Pd–0.25%Au/TiO₂ (83% selectivity at 14% H₂ conversion) and 0.5%Pd/TiO₂ (78% selectivity at 16% H₂ conversion) analogues. Assessment of the catalysts by XPS, over the course of the H₂O₂ synthesis reaction, reveals a clear shift in Pd oxidation state, towards Pd⁰, which may be expected given the reductive atmosphere used and correlates well with the observed loss of selectivity over all three formulations on-stream, with the lower selectivity of Pd⁰ towards H₂O₂, compared to Pd²⁺ species well reported (Fig. S.1†).⁴⁴ Notably, in the case of the 0.25%Pd–0.25%Sn/TiO₂ catalyst our XPS analysis reveals a significant reduction of Pd²⁺ at extended reaction times (Fig. S.1†), which aligns well with the observed loss of selectivity.

Evaluation of catalytic performance over successive H₂O₂ synthesis experiments, where the gaseous reagents were replenished at 30-minute intervals, was subsequently conducted (Fig. 3). After five consecutive H₂O₂ reactions the improved performance of the 0.25%Pd–0.25%Au/TiO₂ catalyst is again clear (0.52 wt%). However, based on catalytic activity measurements over our standard reaction time (0.5 h), one may not have expected the relatively high H₂O₂ concentration

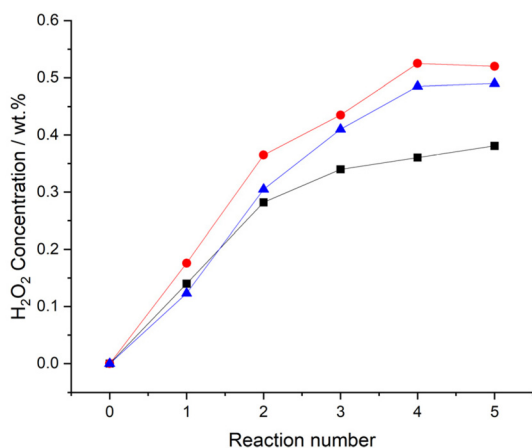


Fig. 3 Comparison of catalytic activity, over sequential H₂O₂ synthesis reactions. Key: 0.5%Pd/TiO₂ (black squares), 0.25%Pd–0.25%Au/TiO₂ (red circles), 0.25%Pd–0.25%Sn/TiO₂ catalysts (blue triangles) H₂O₂ direct synthesis reaction conditions: catalyst (0.01 g), H₂O (2.9 g), MeOH (5.6 g), 5% H₂/CO₂ (420 psi), 25% O₂/CO₂ (160 psi), 0.5 h, 20 °C, 1200 rpm.

Table 4 Catalyst re-usability towards the direct synthesis and subsequent degradation of H₂O₂

Catalyst	Productivity/ mol _{H₂O₂} kg _{cat} ^{−1} h ^{−1}		H ₂ Conv. /%		H ₂ O ₂ selectivity/ %		Degradation/ mol _{H₂O₂} kg _{cat} ^{−1} h ^{−1}		Metal leaching/%		
	Use 1	Use 2	Use 1	Use 2	Use 1	Use 2	Use 1	Use 2	Pd	Au	Sn
0.5%Pd/TiO ₂	68	44	57	62	44	25	0	321	1.90	—	—
0.25%Pd–0.25%Au/TiO ₂	90	53	53	60	59	32	100	148	1.57	0	—
0.25%Pd–0.25%Sn/TiO ₂	62	34	31	39	71	30	0	88	1.45	—	1.26

H₂O₂ direct synthesis reaction conditions: catalyst (0.01 g), H₂O (2.9 g), MeOH (5.6 g), 5% H₂/CO₂ (420 psi), 25% O₂/CO₂ (160 psi), 0.5 h, 20 °C, 1200 rpm.



achieved by the 0.25%Pd–0.25%Sn/TiO₂ catalyst (0.49 wt%). Indeed, the similar performance of the two bimetallic catalysts is striking, with both catalysts achieving concentrations of H₂O₂ comparable to that we have previously reported using a near 100% selective 3%Pd–2%Sn/TiO₂ catalyst,²⁷ this is despite the less conducive reaction conditions and signifi-

cantly lower active metals loading of the catalysts reported within this work.

With the requirement to successfully reuse a catalyst at the heart of green chemistry, we next evaluated catalytic activity towards H₂O₂ synthesis and H₂O₂ degradation pathways, upon re-use (Table 4). It was found that for all formulations studied,

Table 5 The effect of secondary metal loading on the activity of the 0.25%Pd/TiO₂ catalyst towards the direct synthesis and subsequent degradation of H₂O₂

Catalyst	Productivity/mol _{H₂O₂} kg _{cat} ^{−1} h ^{−1}	H ₂ O ₂ Conc. / wt. %	H ₂ Conv. %	H ₂ O ₂ selectivity/%	Rate of reaction/mmol _{H₂O₂} mmol _{metal} ^{−1} h ^{−1}	Degradation/mol _{H₂O₂} kg _{cat} ^{−1} h ^{−1}
0.25%Pd/TiO ₂	58	0.120	31	69	2.55 × 10 ³	0
0.25%Pd–0.25%Au/TiO ₂	90	0.180	53	59	2.71 × 10 ³	119
0.25%Pd–0.5%Au/TiO ₂	70	0.140	38	65	1.42 × 10 ³	90
0.25%Pd–0.75%Au/TiO ₂	65	0.130	33	70	1.05 × 10 ³	79
0.25%Pd–1.5%Au/TiO ₂	52	0.110	24	78	5.26 × 10 ²	40
0.25%Pd–2.25%Au/TiO ₂	44	0.080	18	83	3.05 × 10 ²	6
0.25%Pd–0.25%Sn/TiO ₂	62	0.120	31	71	1.35 × 10 ³	0
0.25%Pd–0.5% Sn /TiO ₂	75	0.150	31	84	1.11 × 10 ³	0
0.25%Pd–0.75% Sn /TiO ₂	83	0.160	32	90	9.22 × 10 ²	0
0.25%Pd–1.5% Sn/TiO ₂	88	0.180	34	93	5.93 × 10 ²	0
0.25%Pd–2.25% Sn /TiO ₂	92	0.185	35	94	4.34 × 10 ²	0

H₂O₂ direct synthesis reaction conditions: catalyst (0.01 g), H₂O (2.9 g), MeOH (5.6 g), 5% H₂/CO₂ (420 psi), 25% O₂/CO₂ (160 psi), 0.5 h, 20° C, 1200 rpm. H₂O₂ degradation reaction conditions: catalyst (0.01 g), H₂O₂ (50 wt% 0.68 g) H₂O (2.22 g), MeOH (5.6 g), 5% H₂/CO₂ (420 psi), 0.5 h, 20 °C 1200 rpm.

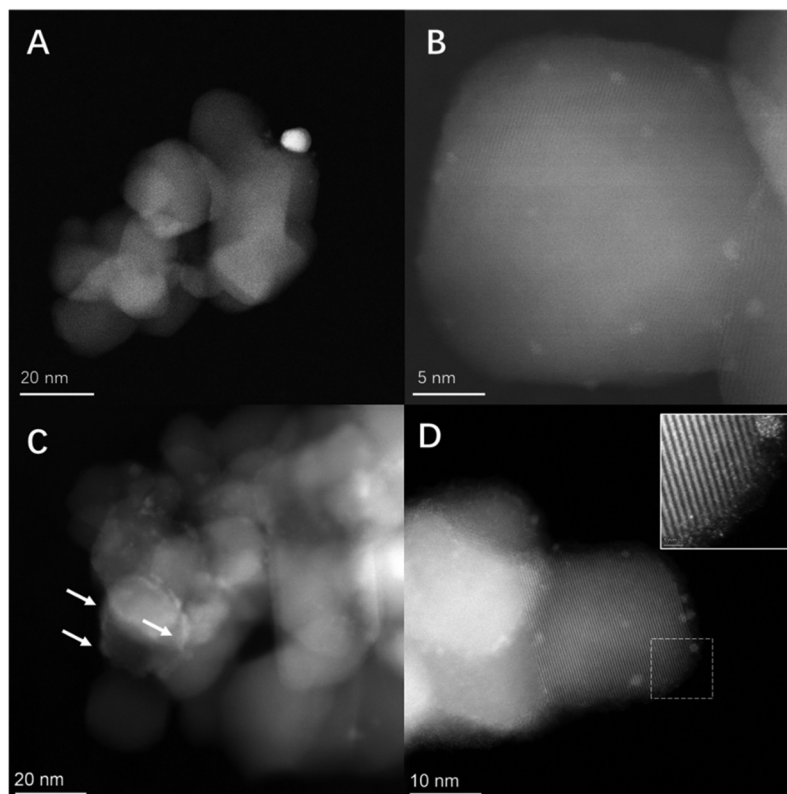


Fig. 4 Aberration corrected STEM images of 0.25%Pd–0.25%Au/TiO₂ and 0.25%Pd–2.25%Sn/TiO₂ catalysts. (A) HAADF image of the 0.25%Pd–0.25%Au/TiO₂ catalyst showing larger Au–Pd alloyed particles and (B) HAADF image of the 0.25%Pd–0.25%Au/TiO₂ catalyst showing smaller <1 nm Pd-rich clusters. (C) HAADF image of the 0.25%Pd–2.25%Sn/TiO₂ catalyst showing islands of SnO_x over the TiO₂ support surface and (D) HAADF image of 0.25%Pd–2.25%Sn/TiO₂ showing smaller <3 nm Pd particles along with (inset) magnified image of highlighted area showing atomically dispersed Pd. Note: In all cases, active metallic species are identified by high Z-contrast (i.e. brighter regions of the micrograph).



catalytic activity towards H_2O_2 production decreased considerably upon second use. Determination of metal leaching during the direct synthesis reaction *via* ICP-MS analysis of post-reaction solutions is also reported in Table 4, a degree of metal leaching was observed for all catalysts, although we should highlight no Au leaching was detected, and in all cases the degree of metal leaching is relatively low (<2%). As such it is considered that the loss in catalytic performance upon reuse does not result from the leaching of active metals. Rather, we consider that changes in catalytic selectivity explain the observed variation in catalytic performance between first and second use. For all catalysts studied, H_2O_2 degradation rates were found to increase considerably upon reuse. This is particularly noteworthy for the 0.5%Pd/TiO₂ (321 mol_{H₂O₂} kg_{cat}^{−1} h^{−1}) and 0.25%Pd–0.25%Sn/TiO₂ (88 mol_{H₂O₂} kg_{cat}^{−1} h^{−1}) catalysts given that neither offered any activity towards H_2O_2 degradation upon initial use (Tables 1 and 2). Our analysis of the catalysts after use in the direct synthesis of H_2O_2 *via* XPS (Fig. S.2†) revealed a clear shift towards Pd⁰ for all formulations. With the enhanced activity of Pd⁰ species towards H_2O_2 degradation well known⁴⁴ it is possible to, at least in part, attribute the decreased H_2O_2 selectivity of these catalysts to the *in situ* reduction of Pd²⁺ to Pd⁰ species.

We have previously demonstrated that the introduction of large quantities of base metals (including Sn, Ni, Ga, In, Zn and Co) into a supported Pd catalyst can significantly improve

catalyst performance towards H_2O_2 production.^{27,28} Notably, while all formulations were found to be highly selective towards H_2O_2 , the reactivity of the optimal PdSn catalyst was two to three times greater than analogous materials containing alternative transition metals.²⁷ Motivated by these earlier works we subsequently investigated the effect of varying Au and Sn loading on catalytic reactivity and selectivity, while maintaining Pd content at 0.25 wt% (Table 5).

As discussed above, the introduction of relatively small quantities of Au (Pd:Au = 1 (wt/wt)), led to a considerable increase in the rate of H_2O_2 production (90 mol_{H₂O₂} kg_{cat}^{−1} h^{−1}). However, increasing Au content further resulted in a significant loss in catalytic performance, with the activity of the 0.25%Pd–2.25%Au/TiO₂ catalyst (44 mol_{H₂O₂} kg_{cat}^{−1} h^{−1} and 18% H_2 conversion) less than half that observed over the optimal 0.25%Pd–0.25%Au/TiO₂ formulation (90 mol_{H₂O₂} kg_{cat}^{−1} h^{−1} and 53% H_2 conversion). In contrast to the PdAu system, the introduction of high loadings of Sn was found to significantly enhance catalytic activity, with the H_2O_2 synthesis rate of the 0.25%Pd–2.25%Sn/TiO₂ catalyst (92 mol_{H₂O₂} kg_{cat}^{−1} h^{−1}) 1.6 times greater than the 0.25%Pd/TiO₂ analogue (58 mol_{H₂O₂} kg_{cat}^{−1} h^{−1}) and comparable to that offered by the optimal 0.25%Pd–0.25%Au/TiO₂ formulation (90 mol_{H₂O₂} kg_{cat}^{−1} h^{−1}). Notably, we did not extend our study beyond a Pd:Sn ratio of 1:10 and so further improvements may be obtained through further optimisation of metal loading.




Fig. 5 HAADF-STEM and XEDS maps of (A) 0.25%Pd–0.25%Au/TiO₂ showing the formation of AuPd alloys in the larger particles and (B) 0.25%Pd–2.25%Sn/TiO₂ showing the presence of SnO_x islands and well dispersed Pd species. Note: In all cases, active metallic species are identified by high Z-contrast (*i.e.* brighter regions of the micrograph).



Interestingly, the observed catalytic improvement upon the introduction of high concentrations of Sn was found to result from an increase in the selective utilisation of H_2 , rather than an increase in the rate of H_2O_2 production, as indicated by H_2 conversion measurements, with this metric varying little across the catalytic series. Indeed, the H_2O_2 selectivity of the 0.25%Pd–2.25%Sn/ TiO_2 catalyst (94%), was found to be comparable to that offered by *state-of-the-art* formulations.

Focussing on the 0.25%Pd–2.25%Sn/ TiO_2 catalyst and in an attempt to improve the net concentration of H_2O_2 , we conducted a series of sequential H_2O_2 direct synthesis experiments (Fig. S.3†). After five consecutive reactions, the net concentration of H_2O_2 increased to a value of 0.69 wt%, which is far superior to the yields of H_2O_2 achieved over the 0.5%Pd/ TiO_2 (0.38 wt% H_2O_2), 0.25%Pd–0.25%Au/ TiO_2 (0.52 wt% H_2O_2) or 0.25%Pd–0.25%Sn/ TiO_2 (0.49 wt% H_2O_2) catalysts over the same number of reactions (Fig. 3).

HAADF/ADF-STEM (Fig. 4) and corresponding EDX (Fig. 5) analysis of optimal PdAu and PdSn formulations (*i.e.* the 0.25%Pd–0.25%Au/ TiO_2 and 0.25%Pd–2.25%Sn/ TiO_2 catalysts), in addition to the parent 0.25%Pd/ TiO_2 catalyst (Fig. S.4†), was conducted in order to gain further insight into underlying cause for the promotive effect observed through secondary metal introduction. A considerable variation in nanoparticle size across the catalytic series was observed. Perhaps as expected given the low metal loading of the 0.25%Pd/ TiO_2 catalyst Pd was found to be present primarily as sub-nanometre clusters, with a very limited number of nanoparticles in the 3–5 nm range also observed (Fig. S.4†). The alloying of Pd with Au resulted in the bifurcation of particle size, with a proportion of larger (10–15 nm) nanoparticles observed in addition to smaller clusters (Fig. 4A and B). Subsequent STEM-XEDS mapping of individual nanoparticles, as presented in Fig. 5A, confirmed that the larger particles consisted of random alloys of Pd and Au, while the smaller clusters were found to consist of a mixture of Pd-only and AuPd alloys (Fig. S.5†), which is in keeping with our previous investigations into similar materials.⁴⁵ By comparison the introduction of large quantities of Sn resulted in an improved dispersion of Pd and the formation of single atoms of Pd, surrounded by Sn/ SnO_x domains (Fig. 4C and D, with additional data reported in Fig. S.6†). Notably, our analysis of the PdSn catalytic series by XPS (Fig. S.7†) indicated that, regardless of Sn content, Pd speciation remained broadly similar for all formulations. As such, it is possible to conclude that the improved catalytic performance of the 0.25%Pd–2.25%Sn/ TiO_2 catalyst is not a result of the electronic modification of Pd species. Rather, we consider that the primary cause for the enhanced activity is a result of the improved dispersion of Pd species with the introduction of Sn. Such observations would align well with the numerous studies that have demonstrated the dependency of catalytic performance on nanoparticle size, and that in particular highly dispersed Pd species can offer exceptional selectivity towards H_2O_2 .^{46–48}

Conclusions

The efficacy of a series of PdAu and PdSn catalysts prepared by a wet co-impregnation methodology for the direct synthesis of H_2O_2 has been compared, with the introduction of both Au and Sn into supported Pd nanoparticles found to result in an improved catalytic performance. While the introduction of relatively low concentrations of Au resulted in a considerable synergistic enhancement in catalyst activity (Pd : Au = 1 : 1 (wt/wt)), significantly larger Sn loadings were required to rival the H_2O_2 synthesis rates offered by the optimal PdAu formulation (Pd : Sn = 1 : 10 (wt/wt)). A 0.25%Pd–2.25%Sn/ TiO_2 catalyst was found to be highly selective towards H_2O_2 , with this metric comparable to that offered by *state-of-the-art* materials, due to improved Pd dispersion. While we consider that these catalysts represent a promising basis for further exploration, additional efforts are required to improve catalyst stability if they are to fully rival leading formulations.

Author contributions

D. K. and R. J. L. conducted catalytic synthesis, testing and data analysis. D. K., R. J. L., C. C., D. J. M., T. E. D, A. L., T. Q., C. S. A. and X. L. conducted catalyst characterisation and corresponding data processing. R. J. L. and G. J. H. contributed to the design of the study. R. J. L., A. L., J. K. E., L. C., M. S. R., X. L. and G. J. H. provided technical advice and result interpretation. R. J. L. wrote the manuscript and ESI with all authors commenting on and amending both documents. All authors discussed and contributed to the work.

Conflicts of interest

The authors declare no conflicts of interest.

Acknowledgements

The authors wish to thank the financial support and detailed discussion with Haldor Topsøe.

Additionally, the Cardiff University electron microscope facility (CCI-EMF) and Diamond Light Source electron Physical Science Imaging Centre (ePSIC proposal number MG27777) is acknowledged for the transmission electron microscopy. XPS data collection was performed at the EPSRC National Facility for XPS ('HarwellXPS'), operated by Cardiff University and University College London, under contract No. PR16195. D. K. and C. C. acknowledge Haldor Topsøe for financial support. R. J. L. and G. J. H. gratefully acknowledge the Max Planck Centre for Fundamental Heterogeneous Catalysis (FUNCAT) for financial support. X. L. acknowledges financial support from National Key R&D Program of China (2021YFA1500300 and 2022YFA1500146) and National Natural Science Foundation of China (22072090 and 22272106). L. C.



acknowledges the financial support from National Natural Science Foundation of China (21991153 and 21991150).

References

- 1 S. H. Zeronian and M. K. Inglesby, *Cellulose*, 1995, **2**, 265–272.
- 2 V. Russo, R. Tesser, E. Santacesaria and M. Di Serio, *Ind. Eng. Chem. Res.*, 2013, **52**, 1168–1178.
- 3 M. Lin, C. Xia, B. Zhu, H. Li and X. Shu, *Chem. Eng. J.*, 2016, **295**, 370–375.
- 4 C. M. Crombie, R. J. Lewis, D. Kovačič, D. J. Morgan, T. J. A. Slater, T. E. Davies, J. K. Edwards, M. S. Skjøth-Rasmussen and G. J. Hutchings, *Catal. Lett.*, 2021, **151**, 2762–2774.
- 5 Y. Du, Y. Xiong, J. Li and X. Yang, *J. Mol. Catal. A: Chem.*, 2009, **298**, 12–16.
- 6 G. Goor, J. Glenneberg, S. Jacobi, J. Dadabhoy and E. Candido, *Ullmann's Encyclopedia of Industrial Chemistry*, 2019.
- 7 J. R. Scoville and I. A. Novicova, *US 5900256*, 1996, Cottrell Ltd.
- 8 G. Gao, Y. Tian, X. Gong, Z. Pan, K. Yang and B. Zong, *Chin. J. Catal.*, 2020, **41**, 1039–1047.
- 9 R. J. Lewis and G. J. Hutchings, *ChemCatChem*, 2019, **11**, 298–308.
- 10 J. M. Campos-Martin, G. Blanco-Brieva and J. L. G. Fierro, *Angew. Chem., Int. Ed.*, 2006, **45**, 6962–6984.
- 11 R. J. Lewis, K. Ueura, X. Liu, Y. Fukuta, T. Qin, T. E. Davies, D. J. Morgan, A. Stenner, J. Singleton, J. K. Edwards, S. J. Freakley, C. J. Kiely, L. Chen, Y. Yamamoto and G. J. Hutchings, *ACS Catal.*, 2023, **13**, 1934–1945.
- 12 C. M. Crombie, R. J. Lewis, R. L. Taylor, D. J. Morgan, T. E. Davies, A. Folli, D. M. Murphy, J. K. Edwards, J. Qi, H. Jiang, C. J. Kiely, X. Liu, M. S. Skjøth-Rasmussen and G. J. Hutchings, *ACS Catal.*, 2021, **11**, 2701–2714.
- 13 Z. Jin, L. Wang, E. Zuidema, K. Mondal, M. Zhang, J. Zhang, C. Wang, X. Meng, H. Yang, C. Mesters and F. Xiao, *Science*, 2020, **367**, 193–197.
- 14 D. W. Flaherty, *ACS Catal.*, 2018, **8**, 1520–1527.
- 15 R. J. Lewis, E. N. Ntainjua, D. J. Morgan, T. E. Davies, A. F. Carley, S. J. Freakley and G. J. Hutchings, *Catal. Commun.*, 2021, **161**, 106358.
- 16 G. Gallina, J. García-Serna, T. O. Salmi, P. Canu and P. Biasi, *Ind. Eng. Chem. Res.*, 2017, **56**, 13367–13378.
- 17 Y. Han and J. H. Lunsford, *J. Catal.*, 2005, **230**, 313–316.
- 18 Q. Liu, J. C. Bauer, R. E. Schaak and J. H. Lunsford, *Appl. Catal., A*, 2008, **339**, 130–136.
- 19 P. Priyadarshini, T. Ricciardulli, J. S. Adams, Y. S. Yun and D. W. Flaherty, *J. Catal.*, 2021, **399**, 24–40.
- 20 J. K. Edwards, B. Solsona, E. N. Ntainjua, A. F. Carley, A. A. Herzing, C. J. Kiely and G. J. Hutchings, *Science*, 2009, **323**, 1037–1041.
- 21 T. Ricciardulli, S. Gorthy, J. S. Adams, C. Thompson, A. M. Karim, M. Neurock and D. W. Flaherty, *J. Am. Chem. Soc.*, 2021, **143**, 5445–5464.
- 22 M. Kim, G.-H. Han, X. Xiao, J. Song, J. Hong, E. Jung, H. Kim, J. Ahn, S. S. Han, K. Lee and T. Yu, *Appl. Surf. Sci.*, 2021, **562**, 150031.
- 23 Y. Zhang, Q. Sun, G. Guo, Y. Cheng, X. Zhang, H. Ji and X. He, *Chem. Eng. J.*, 2023, **451**, 138867.
- 24 G. Han, X. Xiao, J. Hong, K. Lee, S. Park, J. Ahn, K. Lee and T. Yu, *ACS Appl. Mater. Interfaces*, 2020, **12**, 6328–6335.
- 25 N. M. Wilson, P. Priyadarshini, S. Kunz and D. W. Flaherty, *J. Catal.*, 2018, **357**, 163–175.
- 26 J. Li, T. Ishihara and K. Yoshizawa, *J. Phys. Chem. C*, 2011, **115**, 25359–25367.
- 27 S. J. Freakley, Q. He, J. H. Harrhy, L. Lu, D. A. Crole, D. J. Morgan, E. N. Ntainjua, J. K. Edwards, A. F. Carley, A. Y. Borisevich, C. J. Kiely and G. J. Hutchings, *Science*, 2016, **351**, 965–968.
- 28 D. A. Crole, R. Underhill, J. K. Edwards, G. Shaw, S. J. Freakley, G. J. Hutchings and R. J. Lewis, *Philos. Trans. R. Soc., A*, 2020, **378**, 20200062.
- 29 H. Xu, D. Cheng and Y. Gao, *ACS Catal.*, 2017, **7**, 2164–2170.
- 30 Y. Wang, H. Pan, Q. Lin, Y. Shi and J. Zhang, *Catalysts*, 2020, **10**, 303.
- 31 Z. Yang, Z. Hao, S. Zhou, P. Xie, Z. Wei, S. Zhao and F. Gong, *ACS Appl. Mater. Interfaces*, 2023, **15**(19), 23058–23067.
- 32 H. Li, Q. Wan, C. Du, J. Zhao, F. Li, Y. Zhang, Y. Zheng, M. Chen, K. H. L. Zhang, J. Huang, G. Fu, S. Lin, X. Huang and H. Xiong, *Nat. Commun.*, 2022, **13**, 6072.
- 33 D. E. Doronkin, S. Wang, D. I. Sharapa, B. J. Deschner, T. L. Sheppard, A. Zimina, F. Studt, R. Dittmeyer, S. Behrens and J. Grunwaldt, *Catal. Sci. Technol.*, 2020, **10**, 4726–4742.
- 34 W. Tian, Y. Dong, H. Qin, Z. Luo, Q. Lin, Z. Chen, H. Pan, Y. Shi and K. Wang, *Mol. Catal.*, 2023, **547**, 113376.
- 35 R. J. Lewis, K. Ueura, Y. Fukuta, S. J. Freakley, L. Kang, R. Wang, Q. He, J. K. Edwards, D. J. Morgan, Y. Yamamoto and G. J. Hutchings, *ChemCatChem*, 2019, **11**, 1673–1680.
- 36 X. Hu, Q. Xie, J. Zhang, Q. Yu, H. Liu and Y. Sun, *Int. J. Hydrogen Energy*, 2020, **45**, 27837–27845.
- 37 A. Santos, R. J. Lewis, G. Malta, A. G. R. Howe, D. J. Morgan, E. Hampton, P. Gaskin and G. J. Hutchings, *Ind. Eng. Chem. Res.*, 2019, **58**, 12623–12631.
- 38 J. K. Edwards, A. Thomas, A. F. Carley, A. A. Herzing, C. J. Kiely and G. J. Hutchings, *Green Chem.*, 2008, **10**, 388–394.
- 39 S. Kanungo, L. van Haandel, E. J. M. Hensen, J. C. Schouten and M. Fernanda Neira d'Angelo, *J. Catal.*, 2019, **370**, 200–209.
- 40 J. Edwards, B. Solsona, P. Landon, A. Carley, A. Herzing, C. Kiely and G. Hutchings, *J. Catal.*, 2005, **236**, 69–79.
- 41 R. Burch and P. R. Ellis, *Appl. Catal., B*, 2003, **42**, 203–211.
- 42 V. R. Choudhary, A. G. Gaikwad and S. D. Sansare, *Catal. Lett.*, 2002, **83**, 235–239.



- 43 X. Gong, R. J. Lewis, S. Zhou, D. J. Morgan, T. E. Davies, X. Liu, C. J. Kiely, B. Zong and G. J. Hutchings, *Catal. Sci. Technol.*, 2020, **10**, 4635–4644.
- 44 F. Wang, C. Xia, S. P. de Visser and Y. Wang, *J. Am. Chem. Soc.*, 2019, **141**, 901–910.
- 45 J. Brehm, R. J. Lewis, T. Richards, T. Qin, D. J. Morgan, T. E. Davies, L. Chen, X. Liu and G. J. Hutchings, *ACS Catal.*, 2022, **12**(19), 11777–11789.
- 46 S. Yu, X. Cheng, Y. Wang, B. Xiao, Y. Xing, J. Ren, Y. Lu, H. Li, C. Zhuang and G. Chen, *Nat. Commun.*, 2022, **13**, 4737.
- 47 P. Tian, D. Ding, Y. Sun, F. Xuan, X. Xu, J. Xu and Y. Han, *J. Catal.*, 2019, **369**, 95–104.
- 48 C. Williams, J. H. Carter, N. F. Dummer, Y. K. Chow, D. J. Morgan, S. Yacob, P. Serna, D. J. Willock, R. J. Meyer, S. H. Taylor and G. J. Hutchings, *ACS Catal.*, 2018, **8**, 2567–2576.

