



## Second-order programming the synthesis of metal–organic frameworks†

 Mitchell G. Fishburn, <sup>a</sup> Dayne R. Skelton,<sup>a</sup> Shane G. Telfer, <sup>b</sup> Pawel Wagner <sup>c</sup> and Christopher Richardson <sup>\*a</sup>

 Cite this: *Chem. Commun.*, 2020, 56, 12355

 Received 11th August 2020,  
Accepted 9th September 2020

DOI: 10.1039/d0cc05451h

rsc.li/chemcomm

**Herein we report a new second-order coordinate-covalent programming strategy for metal–organic framework synthesis. We show controlled heterofunctional copolymerisation turns on ‘in lattice’ linking to deliver highly porous frameworks in a single step process.**

The synthesis of metal–organic frameworks (MOFs) has seen significant advances over the past two decades. These include an understanding of reticular chemistry,<sup>1</sup> coordination modulation<sup>2–4</sup> and a gamut of available post-synthetic methods.<sup>5,6</sup> However, MOF formation still hinges on a single-step synthesis to organise molecular components into a periodic lattice. This is programmed from information encoded within the components, together with the experimental conditions. Thus, advancing the synthesis of MOFs requires planned control over covalent, coordinate and metal–organic reactivity.

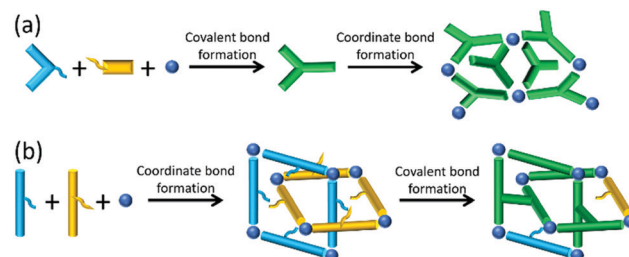
Matzger and co-workers sought to exercise simultaneous control over covalent and coordinate chemistry to direct MOF phase selection.<sup>7</sup> They showed that even transient reversible reactions of the linkers with additives *in situ* can direct crystallisation towards new MOF phases. *In situ* reactions offer shorter synthetic sequences and are generally advantageous saving time, lowering cost and raising yield. Furthermore, a small number of examples exist showing different MOF structures result from pre-formed *versus in situ* generated ligands.<sup>8–10</sup> We expect the next evolution of this concept is synergistic,

irreversible bond formation to develop MOFs with improved structures and properties.

Although many *in situ* ligand transformations are unplanned and lead to new MOFs and coordination polymers through the wonder of serendipity<sup>11,12</sup> there are examples of planned covalent-coordinate programming.<sup>13,14</sup> This is where the organic component(s) first undergo covalent chemistry generating a new linker before incorporation into the lattice, as shown schematically in Fig. 1a.

We hypothesised that the microscopic reverse of this process presents potentially powerful yet untapped programming for MOF synthesis. Such coordinate-covalent programming is a far more difficult challenge as it requires the organic components to be unreactive under solvothermal conditions but to become reactive once assembled within the framework (Fig. 1b). We considered these could be ‘proximity-driven’ reactions and could also be considered, in a MOF context, as ‘intra-framework’. Herein we report the realisation of this strategy through judicious selection of compatible molecular components.

The Huisgen [3+2] cycloaddition of azides and alkynes to give 1,2,3-triazoles under copper(i) catalysis has become the archetypal ‘click’ reaction.<sup>15</sup> The reaction is well-used in MOF chemistry in ligand synthesis and in post-synthetic modification



**Fig. 1** Two paths for *in situ* transformation in the synthesis of coordination-based materials. (a) The covalent-coordinate approach where covalent bond formation precedes framework formation; (b) the coordinate-covalent approach where framework formation precedes covalent bond formation.

<sup>a</sup> School of Chemistry and Molecular Bioscience, University of Wollongong, Wollongong, NSW 2522, Australia. E-mail: chris\_richardson@uow.edu.au

<sup>b</sup> MacDiarmid Institute for Advanced Materials and Nanotechnology, Institute of Fundamental Sciences, Massey University, Palmerston North 4442, New Zealand

<sup>c</sup> Intelligent Polymer Research Institute, University of Wollongong, Wollongong, NSW 2522, Australia

† Electronic supplementary information (ESI) available: Experimental details and <sup>1</sup>H and <sup>13</sup>C spectra of for ligands and their precursors; crystal structure tables and descriptions (CCDC 2022084 and 2022085). Procedures for control reactions, PXRD patterns, DSC-TGA traces, gas adsorption isotherms and BET calculations. For ESI and crystallographic data in CIF or other electronic format see DOI: 10.1039/d0cc05451h

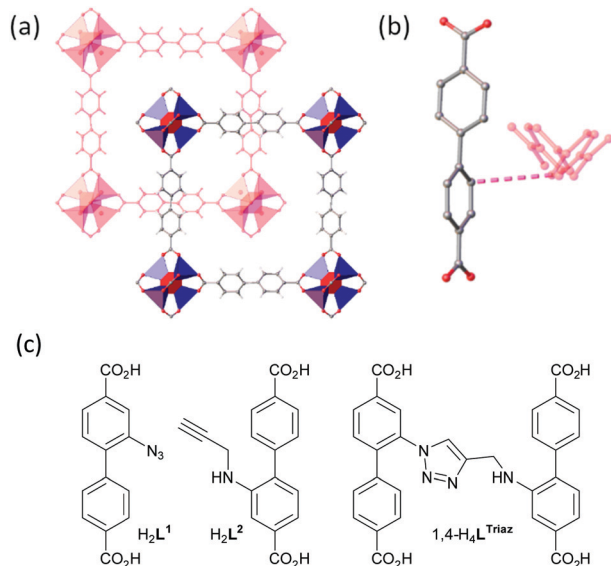


Fig. 2 (a) A view of the interpenetrated lattices with zinc and oxido atoms in SBUs shown as polyhedra; (b) a close-up view showing the  $\sim 4$  Å distance, as indicated by the dashed line, between biphenyl linkers in interpenetrated lattices; (c) the structures of H<sub>2</sub>L<sup>1</sup>, H<sub>2</sub>L<sup>2</sup> and 1,4-H<sub>4</sub>L<sup>Triaz</sup>. Hydrogen atoms not shown in (b) for clarity.

(PSM).<sup>16</sup> However, this reaction has been known for nearly sixty years<sup>17</sup> and proceeds under uncatalysed thermally-promoted conditions to give a mixture of 1,4- and 1,5-triazole regioisomers.

Our strategy to demonstrate coordinate-covalent programming was linking adjacent bridging ligands within interpenetrated frameworks using azide–alkyne cycloaddition chemistry. In our experience, zinc frameworks with many functionalised linear biphenyldicarboxylate ligands crystallise as a pair of interpenetrated lattices (Table S1, ESI<sup>†</sup>). The secondary building units (SBUs) of these frameworks are hexacarboxylate tetrazinc clusters “Zn<sub>4</sub>O(CO<sub>2</sub>)<sub>6</sub>” and the linear biphenyldicarboxylate ligands reticulate the SBUs into an interpenetrated cubic-like arrangement (Fig. 2a, Movie S1, ESI<sup>†</sup>). Recently, we classified the relative arrangements these lattices assume.<sup>18</sup>

Considering the typical separation of *ca.* 4 Å between the closest points of ligands in the interpenetrating lattices (Fig. 2b), we decided to attach an azide substituent directly to one biphenyldicarboxylic acid backbone and to give the partner alkyne-containing biphenyldicarboxylic acid a larger more flexible tether. Thus, 2-azido-[1,1'-biphenyl]-4,4'-dicarboxylic acid and 2-(prop-2-yn-1-ylamino)-[1,1'-biphenyl]-4,4'-dicarboxylic acid (hereafter H<sub>2</sub>L<sup>1</sup> and H<sub>2</sub>L<sup>2</sup>, respectively) (Fig. 2c) were synthesised for this study (ESI<sup>†</sup>). Fig. 2c also shows the structure of the 1,4-regioisomer for the cycloaddition product of H<sub>2</sub>L<sup>1</sup> and H<sub>2</sub>L<sup>2</sup>, 1,4-H<sub>4</sub>L<sup>Triaz</sup>.

To maximise the conversion of ‘in-lattice’ linking, we reasoned that equimolar numbers of L<sup>1</sup> and L<sup>2</sup> should be present in the lattice. Initial experiments determined that greater amounts of H<sub>2</sub>L<sup>2</sup> were required in the feed ratio in order to achieve this. Under optimised conditions, copolymerisation of H<sub>2</sub>L<sup>1</sup> (1.00 eq.) and H<sub>2</sub>L<sup>2</sup> (1.13 eq.) with five equivalents of Zn(NO<sub>3</sub>)<sub>2</sub> in dry DMF gave light brown crystals. PXRD data were

consistent with the pattern expected for a functionalised IRMOF-9 compound (Fig. S15, ESI<sup>†</sup>). Digestion in DMSO-*d*<sub>6</sub> and DCl and analysis by <sup>1</sup>H NMR spectroscopy revealed a 2 : 1 ratio of 1,4- to 1,5-triazole regioisomers in the MOF and a L<sup>1</sup>:L<sup>2</sup>:L<sup>Triaz</sup> ratio (where L<sup>Triaz</sup> refers to the combination of regioisomers) of 1.04 : 1.00 : 1.52, respectively (Fig. S8, ESI<sup>†</sup>). This gives the multivariate MOF a ligand composition of [Zn<sub>4</sub>O(L<sup>1</sup>)<sub>0.63</sub>(L<sup>2</sup>)<sub>0.59</sub>(L<sup>Triaz</sup>)<sub>0.89</sub>] (WUF-50) and represents a linking density of 60%. A random statistical distribution of linkers would result in a maximum linking density of 50%, with the remaining 50% being unproductive azide–azide and alkyne–alkyne co-location. A result higher than 50% crosslinking suggests a greater proportion of azide–alkyne co-location and we posit there is size matching of functionalities as the lattice forms.

The identification of triazole products by <sup>1</sup>H NMR spectroscopy was aided by synthesising regioisomerically-pure 1,4-H<sub>4</sub>L<sup>Triaz</sup> using copper-catalysed conditions. Regioisomer confirmation was achieved by single crystal X-ray diffraction (SCXRD) analysis of the methyl ester derivative, 1,4-Me<sub>4</sub>L<sup>Triaz</sup> (Fig. S19, ESI<sup>†</sup>). The uncatalysed thermal reaction gave a 2 : 1 mixture of 1,4 : 1,5-Me<sub>4</sub>L<sup>Triaz</sup> regioisomers (Fig. S7, ESI<sup>†</sup>).

Evidence that this reaction follows the coordinate-covalent path rather than the established covalent-coordinate route came from analysis of the supernatant solution from the MOF synthesis, which showed approximately 1% H<sub>4</sub>L<sup>Triaz</sup>. Similarly, a control reaction under MOF-forming conditions using Me<sub>2</sub>L<sup>1</sup> and Me<sub>2</sub>L<sup>2</sup> showed less than 2% conversion. These results clearly establish the zinc(II) ions are ineffective catalysts and triazoles are not formed in significant amounts under the conditions used for MOF synthesis and point squarely to following the coordinate-covalent route of Fig. 1b.

We considered that lowering the reaction temperature would regulate the reaction outcome by inhibiting thermally-promoted secondary covalent bond formation, thereby giving less conversion to triazoles. This proved true as incubation of H<sub>2</sub>L<sup>1</sup> and H<sub>2</sub>L<sup>2</sup> with three equivalents of Zn(NO<sub>3</sub>)<sub>2</sub> at 75 °C in dry DMF gave crystals with a much-reduced L<sup>Triaz</sup> content, [Zn<sub>4</sub>O(L<sup>1</sup>)<sub>1.28</sub>(L<sup>2</sup>)<sub>1.12</sub>(L<sup>Triaz</sup>)<sub>0.30</sub>], representing a 20% linking density, as determined from <sup>1</sup>H NMR analysis after MOF digestion. Linking density rises to 42% upon continued heating for an additional 24 hours at 75 °C in the reaction solution and to 60% by heating in fresh dry DMF solution at 120 °C for 2 hours. Notably, the latter result is the same as that achieved in the optimised direct synthesis.

We also sought to determine if a crystalline phase would be formed directly from 1,4-H<sub>4</sub>L<sup>Triaz</sup> under the same reaction conditions. Therefore, 1,4-H<sub>4</sub>L<sup>Triaz</sup> was heated with five equivalents of Zn(NO<sub>3</sub>)<sub>2</sub> in dry DMF at 100 °C overnight. This resulted in the formation of a precipitate and heating was continued out to 36 hours, which led to the formation of fawn-coloured wedge-shaped crystals (WUF-53). These were separated from the powdery material and subjected to a cell determination using SCXRD. This was consistent with an interpenetrated IRMOF-9-type framework, and PXRD supported bulk phase purity (Fig. S18, ESI<sup>†</sup>). Analysis by <sup>1</sup>H NMR spectroscopy after

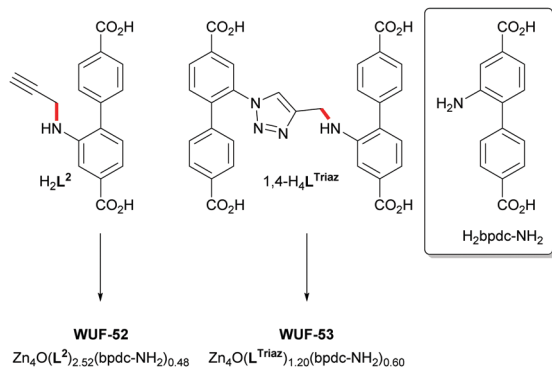


Fig. 3 Ligand structures and framework formulations for **WUF-52** and **WUF-53**. The red bond in the structures of  $H_2L^2$  and  $1,4-H_4L^{Triaz}$  indicates the disconnection point to liberate  $H_2bpdc-NH_2$  (structure shown at right) during the MOF syntheses.

digestion in  $DMSO-d_6$  and DCl showed the crystals contained a 1:2 mixture of  $bpdc-NH_2$  and  $1,4-L^{Triaz}$  linkers (Fig. S11, ESI<sup>†</sup>), respectively, allowing the framework to be formulated as  $[Zn_4O(1,4-L^{Triaz})_{1.20}(bpdc-NH_2)_{0.60}]$ . We have observed C–N bond cleavage in amine-functionalised  $bpdc$  ligands under the same reaction conditions.<sup>18</sup> Thus, the  $bpdc-NH_2$  linkers derive from decomposition of  $1,4-H_4L^{Triaz}$  during the MOF-forming reaction (Fig. 3). Further support comes from  $^1H$  NMR analysis of a control reaction of  $1,4-Me_4L^{Triaz}$  under identical conditions, which established that a 34% conversion to  $Me_2bpdc-NH_2$  occurred. Our rationalisation is that  $H_2bpdc-NH_2$ , formed from the breakdown of some  $1,4-H_4L^{Triaz}$  (Fig. 3), templates the formation of the interpenetrated lattices, and remaining  $1,4-H_4L^{Triaz}$  linkers join and grow the lattice. This series of experiments suggests that linked **pcu**-like lattices cannot be made from only  $1,4-L^{Triaz}$  linkers.

For comparison, the MOFs from  $H_2L^1$  and  $H_2L^2$  (**WUF-51** and **WUF-52**, respectively) were prepared under identical conditions to **WUF-50**. Analysis by PXRD and  $^1H$  NMR digestion analysis showed the azide-tagged ligands were incorporated into the interpenetrated lattices undamaged. However, the alkyne-tagged  $L^2$  ligands underwent  $\sim 16\%$  C–N bond cleavage to  $bpdc-NH_2$  (Fig. S10, ESI<sup>†</sup>), giving a multivariate MOF of formulation  $[Zn_4O(L^2)_{2.52}(bpdc-NH_2)_{0.48}]$ . The SCXRD structures of **WUF-51** and **WUF-52** were also determined and confirmed the expected interpenetrated lattices (ESI<sup>†</sup>).

The set of MOFs were studied using simultaneous thermogravimetric-differential scanning calorimetry (TG-DSC) (Fig. S22–S28, ESI<sup>†</sup>). The TG trace of **WUF-51** (Fig. 4a and Fig. S25, ESI<sup>†</sup>) shows a 6.9% mass loss centred at 176 °C corresponding to exothermic elimination of nitrogen from the azide groups (calc. 7.5%). The DSC trace indicates two near-simultaneous processes during the mass loss event and digestion and  $^1H$  NMR analysis showed a near quantitative PSM to 9*H*-carbazole-2,7-dicarboxylate linkers (Fig. 4b and Fig. S12, ESI<sup>†</sup>), forming a new MOF, **PS-WUF-54** (PS = post-synthetic). This reactivity is known for  $H_2L^1$  but has not been reported as a MOF PSM.<sup>19</sup> The TG-DSC trace for **WUF-50** (Fig. 4a and Fig. S23, ESI<sup>†</sup>) shows thermal events that occur with only very small

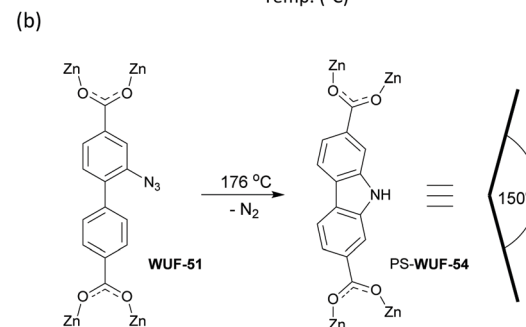
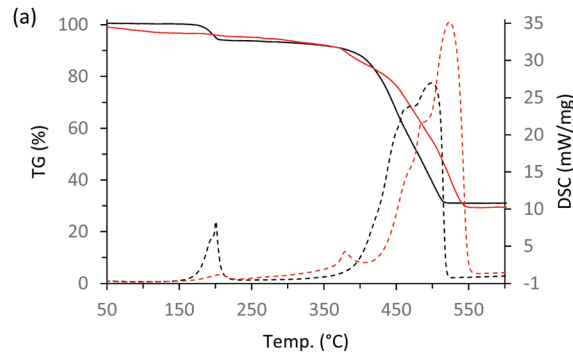


Fig. 4 (a) TG-DSC traces of **WUF-50** (red) and **WUF-51** (black) with solid lines showing the TG data and the dashed lines the DSC data; (b) the molecular transformation of **WUF-51** to **PS-WUF-54** together with a representation of the approximate angular preference for the carbazole dicarboxylate linker.

mass loss between 170 °C and 220 °C. Subsequent  $^1H$  NMR analysis showed these were the simultaneous Huisgen cycloaddition to form more  $L^{Triaz}$  linkers and carbazole dicarboxylate formation arising from azide decomposition. This solventless heating method increased the triazole linking density from 20% to 52% and PXRD analysis confirmed crystallinity was retained.

Nitrogen adsorption measurements at 77 K showed all the MOFs were porous with type I isotherms, consistent with their expected microporous structures (Fig. 5 and Fig. S29–S33, ESI<sup>†</sup>). The accessible surface area calculated by the Brunauer–Emmet–Teller (BET) method for **WUF-50** ( $2206\text{ m}^2\text{ g}^{-1}$ ) shows it falls between its parent MOFs, **WUF-51** ( $2350\text{ m}^2\text{ g}^{-1}$ ) and **WUF-52** ( $2076\text{ m}^2\text{ g}^{-1}$ ). Interestingly, the BET surface area for **WUF-53** ( $1700\text{ m}^2\text{ g}^{-1}$ ) is considerably lower as a result of the greater

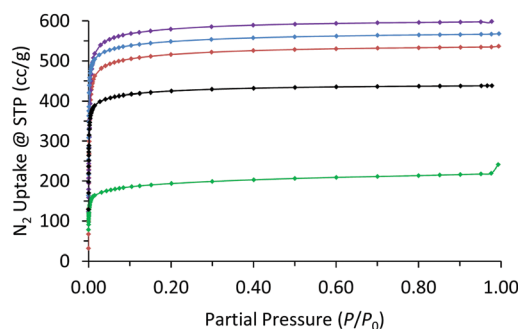


Fig. 5  $N_2$  adsorption isotherms at 77 K of **WUF-50** (blue), **WUF-51** (purple), **WUF-52** (red), **WUF-53** (black), **PS-WUF-54** (green).

incorporation of larger 1,4-L<sup>Triaz</sup> linkers. Although PS-WUF-54 retains a type I isotherm, the surface area reduces to 740 m<sup>2</sup> g<sup>-1</sup>. We suspect the reason for this is damage from the release of significant lattice strain that must result changing from linear L<sup>1</sup> to angled carbazole linkers (~150°) (Fig. 3b).

In conclusion, we have provided the first example of a deliberate second-order coordinate-covalent synthetic programme for MOFs. Our findings show temperature control is crucial to modulating and maximising conversion in this programmed chemistry. The multivariate approach pursued here begets quantitative linking due to unproductive functional group matching in the lattice. We hope our findings stimulate the pursuit of synthesising advanced MOFs by similar coordinate-covalent programming, particularly where control over precise placement of functional groups in the lattice can be achieved.

## Conflicts of interest

There are no conflicts to declare.

## Notes and references

1 O. M. Yaghi, M. J. Kalmutzki and C. S. Diercks, *Introduction to Reticular Chemistry: Metal-Organic Frameworks and Covalent Organic Frameworks*, Wiley, 2019.

- 2 R. J. Marshall, C. L. Hobday, C. F. Murphie, S. L. Griffin, C. A. Morrison, S. A. Moggach and R. S. Forgan, *J. Mater. Chem. A*, 2016, **4**, 6955–6963.
- 3 D. Bara, C. Wilson, M. Mörtel, M. M. Khusniyarov, S. Ling, B. Slater, S. Sproules and R. S. Forgan, *J. Am. Chem. Soc.*, 2019, **141**, 8346–8357.
- 4 A. Schaate, P. Roy, A. Godt, J. Lippke, F. Waltz, M. Wiebecke and P. Behrens, *Chem. – Eur. J.*, 2011, **17**, 6643–6651.
- 5 S. M. Cohen, *J. Am. Chem. Soc.*, 2017, **139**, 2855–2863.
- 6 P. Deria, J. E. Mondloch, O. Karagiari, W. Bury, J. T. Hupp and O. K. Farha, *Chem. Soc. Rev.*, 2014, **43**, 5896–5912.
- 7 A. Dutta, K. Koh, A. G. Wong-Foy and A. J. Matzger, *Angew. Chem., Int. Ed.*, 2015, **54**, 3983–3987.
- 8 C. E. Rowland, N. Belai, K. E. Knope and C. L. Cahill, *Cryst. Growth Des.*, 2010, **10**, 1390–1398.
- 9 K. E. Knope and C. L. Cahill, *CrystEngComm*, 2011, **13**, 153–157.
- 10 C.-C. Chang, Y.-C. Huang, S.-M. Huang, J.-Y. Wu, Y.-H. Liu and K.-L. Lu, *Cryst. Growth Des.*, 2012, **12**, 3825–3828.
- 11 X.-M. Zhang, *Coord. Chem. Rev.*, 2005, **249**, 1201–1219.
- 12 X.-M. Chen and M.-L. Tong, *Acc. Chem. Res.*, 2007, **40**, 162–170.
- 13 X. J. Kong, T. He, Y. Z. Zhang, X. Q. Wu, S. N. Wang, M. M. Xu, G. R. Si and J. R. Li, *Chem. Sci.*, 2019, **10**, 3949–3955.
- 14 U. S. F. Arrozi, V. Bon, S. Krause, T. Lübken, M. S. Weiss, I. Senkowska and S. Kaskel, *Inorg. Chem.*, 2020, **59**, 350–359.
- 15 H. C. Kolb, M. G. Finn and K. B. Sharpless, *Angew. Chem., Int. Ed.*, 2001, **40**, 2004–2021.
- 16 P.-Z. Li, X.-J. Wang and Y. Zhao, *Coord. Chem. Rev.*, 2019, **380**, 484–518.
- 17 R. Huisgen, *Angew. Chem., Int. Ed. Engl.*, 1963, **2**, 633–645.
- 18 A. Khansari, M. R. Bryant, D. R. Jenkinson, G. B. Jameson, O. T. Qazvini, L. Liu, A. D. Burrows, S. G. Telfer and C. Richardson, *CrystEngComm*, 2019, **21**, 7498–7506.
- 19 X.-C. Yi, F.-G. Xi, Y. Qi and E.-Q. Gao, *RSC Adv.*, 2015, **5**, 893–900.