

Cite this: *Chem. Sci.*, 2018, 9, 245

The Lewis superacid $\text{Al}[\text{N}(\text{C}_6\text{F}_5)_2]_3$ and its higher homolog $\text{Ga}[\text{N}(\text{C}_6\text{F}_5)_2]_3$ – structural features, theoretical investigation and reactions of a metal amide with higher fluoride ion affinity than SbF_5 [†]

J. F. Kögel,^{‡a} D. A. Sorokin,^a A. Khvorost,^a M. Scott,^a K. Harms,^a D. Himmel,^{Ⓜb} I. Krossing^b and J. Sundermeyer^{*a}

Herein we present the synthesis of the two Lewis acids $\text{Al}[\text{N}(\text{C}_6\text{F}_5)_2]_3$ (ALTA) and $\text{Ga}[\text{N}(\text{C}_6\text{F}_5)_2]_3$ (GATA) via salt elimination reactions. The metal complexes were characterized by NMR-spectroscopic methods and X-ray diffraction analysis revealing the stabilization of the highly Lewis acidic metal centers by secondary metal-fluorine contacts. The Lewis acidic properties of $\text{Al}[\text{N}(\text{C}_6\text{F}_5)_2]_3$ and $\text{Ga}[\text{N}(\text{C}_6\text{F}_5)_2]_3$ are demonstrated by reactions with Lewis bases resulting in the formation of metallates accompanied by crucial structural changes. The two metallates $[\text{Cs}(\text{ToI})_3]^+[\text{FAl}(\text{N}(\text{C}_6\text{F}_5)_2)_3]^-$ and $[\text{AsPh}_4]^+[\text{ClGa}(\text{N}(\text{C}_6\text{F}_5)_2)_3]^-$ contain interesting weakly coordinating anions. The reaction of $\text{Al}[\text{N}(\text{C}_6\text{F}_5)_2]_3$ with trityl fluoride yielded $[\text{CPh}_3]^+[\text{FAl}(\text{N}(\text{C}_6\text{F}_5)_2)_3]^-$ which could find application in the activation of metallocene polymerization catalysts. The qualitative Lewis acidity of $\text{Al}[\text{N}(\text{C}_6\text{F}_5)_2]_3$ and $\text{Ga}[\text{N}(\text{C}_6\text{F}_5)_2]_3$ was investigated by means of competition experiments for chloride ions in solution. DFT calculations yielded fluoride ion affinities in the gas phase (FIA) of 555 kJ mol^{-1} for $\text{Al}[\text{N}(\text{C}_6\text{F}_5)_2]_3$ and 472 kJ mol^{-1} for $\text{Ga}[\text{N}(\text{C}_6\text{F}_5)_2]_3$. Thus, $\text{Al}[\text{N}(\text{C}_6\text{F}_5)_2]_3$ can be considered a Lewis superacid with a fluoride affinity higher than SbF_5 (493 kJ mol^{-1}) whereas the FIA of the corresponding gallium complex is slightly below the threshold to Lewis superacidity.

Received 11th September 2017
Accepted 20th October 2017

DOI: 10.1039/c7sc03988c

rsc.li/chemical-science

Introduction

Lewis acidic compounds play an important role in synthetic chemistry and have been successfully applied to Diels–Alder reactions,¹ rearrangements,² conjugate additions³ or Friedel–Crafts reactions⁴ to name only a few examples. Thus, Lewis acid catalysis has been the subject of various review articles⁵ and the scientific activity in the field of Lewis acids was additionally kindled by the development of frustrated Lewis pair chemistry by Stephan in 2006.⁶

The importance of Lewis acids as valuable synthetic tools has evoked a fundamental interest in the phenomenon of Lewis acidity and its underlying principles. In this context, Haartz and McDaniel in 1973 introduced the fluoride ion affinity in the gas

phase (FIA) as the benchmark for the quantification of Lewis acidity.⁷ Bartlett *et al.* took up on this and extended the scale.^{8,9} Christie and Dixon were the first to introduce a reliable isodesmic calculation recipe for the FIA.¹⁰ However, the first FIA value (without naming it as such) was presented for BF_3 already in 1955.¹¹ By definition, SbF_5 as the strongest conventional molecular Lewis acid with a calculated FIA of 493 kJ mol^{-1} ¹² marks the threshold to Lewis superacidity. Krossing *et al.* reported on the preparation of the fluorobenzene adduct of the homoleptic aluminum complex $\text{Al}[\text{OC}(\text{CF}_3)_3]_3$ (Chart 1, FIA: 505 kJ mol^{-1} in case of the PhF adduct⁸ and 543 kJ mol^{-1} for the corresponding adduct free form⁹) and highlighted important requirements for the design of Lewis superacids: The

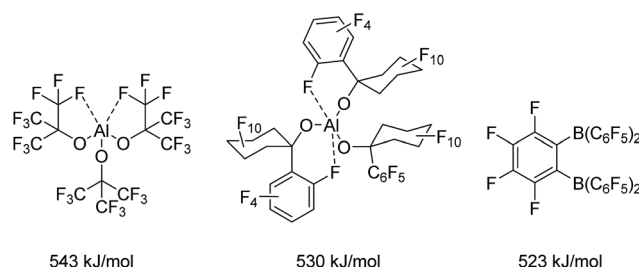


Chart 1 Examples for Lewis superacids and their calculated FIAs.

^aFachbereich Chemie der Philipps-Universität, Hans-Meerwein Str., 35043 Marburg, Germany. E-mail: jsu@staff.uni-marburg.de

^bInstitut für Anorganische und Analytische Chemie, Freiburger Materialforschungszentrum (FMF), Freiburg Institute for Advanced Studies (FRIAS), Section Soft Matter Science, Universität Freiburg, Albertstr. 21, 79104 Freiburg, Germany

[†] Electronic supplementary information (ESI) available. CCDC 1557072–1557076. For ESI and crystallographic data in CIF or other electronic format see DOI: 10.1039/c7sc03988c

[‡] Current address: FB Biologie/Chemie, Universität Bremen, Leobener Str. im NW2, 28359 Bremen, Germany.



generation of an extremely electron-poor metal center can be achieved by ligands with weak donor properties that usually contain strongly electron withdrawing substituents such as perfluorinated alkyl groups. In case of $\text{Al}[\text{OC}(\text{CF}_3)_3]_3$, the aluminum center is stabilized by the formation of two hemilabile aluminum–fluorine interactions masking the high Lewis acidity of the metal center. These metal–fluorine contacts break up in the presence of a Lewis base. The incorporation of additional O- or N-donor atoms in the ligand backbone instead of the carbon-bonded fluorine atoms would allow the formation of stable chelates, which drastically reduce the Lewis acidic properties of the metal complex. Furthermore, sufficient bulkiness of the ligand moieties should prevent oligomerization which would have a reducing effect on the Lewis acidity and complicate the theoretical determination of the FIA. Such decrease in the Lewis acidity due to aggregation is observed for aluminum triiodide and aluminum tribromide that reach the demanded FIA for Lewis superacidity in their monomeric forms in the gas phase (AlI_3 : 535 kJ mol^{-1} AlBr_3 : 510 kJ mol^{-1}),⁹ but show dramatically lower values in the solid state (AlI_3 : 429 kJ mol^{-1} AlBr_3 : 408 kJ mol^{-1}) because of their high monomerisation enthalpies of 106 kJ mol^{-1} and 102 kJ mol^{-1} , respectively.¹³ Eventually, the ligand regime has to provide inertness towards intramolecular or intermolecular degradation processes like the abstraction of fluorine atoms from the ligand backbone. Beside $\text{Al}[\text{OC}(\text{CF}_3)_3]_3$, the related $\text{Al}[\text{O}(\text{C}_6\text{F}_{10}(\text{C}_6\text{F}_5))]_3$ (530 kJ mol^{-1})¹⁴ also meets the criterion for Lewis superacidity. Lately Wiesner *et al.* revealed the enormous Lewis acidity of $\text{Al}(\text{OTeF}_5)_3$ which could be isolated as an acetonitrile adduct.¹⁵

Among perfluorinated aluminum aryl Lewis acids, $\text{Al}(\text{C}_6\text{F}_5)_3$ is the most prominent exhibiting an FIA of 530 kJ mol^{-1} .^{8,16} It has been tested in metallocene¹⁷ and alkyne activation reactions¹⁸ as well as a component of weakly coordinating anions (WCAs).¹⁹ Only recently Chen and Chen reported a $[\text{Si}-\text{H}\cdots\text{Al}]$ interaction in a crystal structure of $[\text{Et}_3\text{Si}-\text{H}-\text{Al}(\text{C}_6\text{F}_5)_3]^{20}$ in analogy to works by Piers and Tuononen²¹ and Stephan²² who demonstrated $[\text{Si}-\text{H}\cdots\text{B}]$ interactions. However, despite its considerably higher Lewis acidity, the explosive $\text{Al}(\text{C}_6\text{F}_5)_3$ has received less attention than the corresponding boron compound.¹³ Whereas common boranes like the widely used $\text{B}(\text{C}_6\text{F}_5)_3$ (452 kJ mol^{-1}) show FIAs below the threshold to Lewis superacidity, only the chelating $1,2-[(\text{C}_6\text{F}_5)_2\text{B}]_2\text{C}_6\text{F}_4$ (523 kJ mol^{-1}) exhibits an FIA higher than that of SbF_5 .^{9,23} Very recently the group of Mitzel published tris(perfluorotolyl)boran which turned out to be more Lewis acidic than its parent compound $\text{B}(\text{C}_6\text{F}_5)_3$.^{24,25}

The design of highly Lewis acidic metal complexes has also been the subject of theoretical works.²⁶ Frenking *et al.* reported on the enhancement of the Lewis acidity of B, Al and Ga compounds with adamantyl substituents by pyramidalization of the coordination geometry.²⁷

The research in the field of strong Lewis acids goes hand in hand with the investigation of the corresponding weakly coordinating anions derived from the reaction of a Lewis acid with a Lewis basic anion. The metal center is shielded by the hydrophobic and sterically demanding perfluorinated

ligand regime granting delocalization of the negative charge. Thus, WCAs allow the stabilization of highly reactive cationic species²⁸ like the carbocations $[\text{CCl}_3]^+$ and $[\text{CBr}_3]^+$,²⁹ the tritylium cation,³⁰ a radical cation of benzidine,³¹ a stable $[\text{AsBr}_4]^+$ cation³² or a $[\text{Ag}_2\text{Se}_{12}]^{2+}$ cage.³³ In this context, especially $\text{Ag}^+[\text{Al}(\text{OC}(\text{CF}_3)_3)_4]^-$ has emerged as a versatile reagent for the abstraction of chloride ions from neutral precursors to generate reactive cations stabilized by the WCA $[\text{Al}(\text{OC}(\text{CF}_3)_3)_4]^-$.³⁴ Such reactions yielded stabilized amido-substituted germanium(II) and tin(II) monocations,³⁵ homoleptic ethylene complexes of the coinage metals,³⁶ the $t\text{Bu}_3\text{Si}^+$ source $[t\text{Bu}_3\text{Si}-\text{Ga}-\text{Si}t\text{Bu}_3]^+$,³⁷ gallium(I) arene complexes³⁸ or univalent gallium and indium phosphane complexes.³⁹

Aluminum and gallium are proper metals for the generation of strong Lewis acids because of the small size and the high charge of their M^{3+} cations. The principle for the preparation of Lewis acidic aluminum or gallium compounds is to find a negatively charged ligand with weak donor character leaving a high positive partial charge on the metal center. This can be achieved by delocalizing the ligand's negative charge over perfluorinated electron withdrawing groups. As described above, it has been demonstrated that perfluorinated alkoxy ligands are able to form Lewis superacidic aluminum complexes. This article is concerned with the question: can certain perfluorinated metal amides be Lewis superacids and display a higher fluoride affinity than SbF_5 ? Representative amido ligands of intrinsically weak donor capability, $[\text{N}(\text{C}_6\text{F}_5)(\text{C}(\text{CF}_3)_3)]^-$ ⁴⁰ and $[\text{N}(\text{C}_6\text{F}_5)(\text{SO}_2\text{R}^f)]^-$ ⁴¹ were introduced by us only recently. In this context, we also turned our attention to bis(pentafluorophenyl)amide $[\text{N}(\text{C}_6\text{F}_5)_2]^-$ as a promising ligand for the preparation of strong-Lewis acids.⁴² $\text{HN}(\text{C}_6\text{F}_5)_2$ can be easily prepared in large scale⁴³ and its two strongly electron withdrawing pentafluorophenyl substituents should provide complexes with good solubility in nonpolar solvents and sufficient sterical shielding of the metal center. Furthermore, the NH-acid is known for its ability to form hemilabile metal–fluorine contacts *via* its *ortho*-fluorine atoms stabilizing the metal center and leading to interesting coordination modes. It has already been incorporated into complexes of lithium,⁴⁴ the f-block metals neodymium,⁴⁵ cerium, lanthanum⁴⁶ and uranium⁴⁷ and the d-block metals titanium, zirconium, vanadium, iron, cobalt⁴⁸ and tungsten.⁴⁹

Results and discussion

Preparation

$\text{Al}[\text{N}(\text{C}_6\text{F}_5)_2]_3$ and $\text{Ga}[\text{N}(\text{C}_6\text{F}_5)_2]_3$ were both prepared *via* reactions of $\text{LiN}(\text{C}_6\text{F}_5)_2$ with the corresponding metal trichlorides in toluene at 90°C leading to the precipitation of lithium chloride (Scheme 1). $\text{Al}[\text{N}(\text{C}_6\text{F}_5)_2]_3$ was first isolated from an



Scheme 1 Preparation of $\text{Al}[\text{N}(\text{C}_6\text{F}_5)_2]_3$ and $\text{Ga}[\text{N}(\text{C}_6\text{F}_5)_2]_3$ *via* salt elimination reactions.



alkane elimination reaction between trimethylaluminum and $\text{HN}(\text{C}_6\text{F}_5)_2$ in toluene at 105 °C, but this route only yielded traces of the desired product. The ^{19}F NMR spectra of $\text{Al}[\text{N}(\text{C}_6\text{F}_5)_2]_3$ ($\delta = -153.1, -158.6$ and -161.1 ppm) and $\text{Ga}[\text{N}(\text{C}_6\text{F}_5)_2]_3$ ($\delta = -151.8, -158.1$ and -161.4 ppm) in $[\text{D}_6]$ benzene reveal three signals with similar chemical shifts in a 2 : 1 : 2 ratio for the three aromatic fluorine atoms. As expected, especially the aluminum compound turned out to be extremely moisture-sensitive.

Structural features of the free Lewis acids

A trigonal planar AlN_3 coordination geometry is found for $\text{Al}[\text{N}(\text{C}_6\text{F}_5)_2]_3$ with Al–N distances of 1.843(2) Å, 1.840(2) Å and 1.805(2) Å (Chart 2). The metal center is further stabilized by two axial aluminum–fluorine contacts with Al⋯F distances of 2.084(1) and 2.060(1) Å and an F12–Al–F24 angle of 164.93(6)°. The incorporation of the two *ortho*-fluorine atoms in Al⋯F contacts leads to an elongation of the corresponding C–F bonds (1.3897(2) and 1.3867(1) Å compared to 1.3459(2) and 1.3480(2) Å found for the two other C–F_{ortho} bond lengths in the corresponding C_6F_5 rings). Similar to the $\kappa\text{-N}_3\text{F}_2$ configuration experimentally verified for this aluminum trisamide, a $\kappa\text{-O}_3\text{F}_2$ configuration with longer Al⋯F contacts (2.143 and 2.155 Å) was proposed for the alkoxido superacid $\text{Al}[\text{OC}(\text{CF}_3)_3]_3$ on the basis of DFT calculations.⁸

As observed for the corresponding aluminum complex, the molecular structure of $\text{Ga}[\text{N}(\text{C}_6\text{F}_5)_2]_3$ (Chart 3) reveals a trigonal planar GaN_3 coordination geometry with Ga–N bond lengths of 1.826(5), 1.798(5) and 1.848(5) Å. These values are shorter than the M–F distances found in the molecular structure of Al



Chart 2 Molecular structure of $\text{Al}[\text{N}(\text{C}_6\text{F}_5)_2]_3$ (ellipsoids with 30% probability). Selected bond lengths/Å and angles/°: Al–N1 1.843(2), Al–N2 1.840(2), Al–N3 1.805(2), Al⋯F12 2.084(1), Al⋯F24 2.060(1), N1–Al–N2 123.7(1), N2–Al–N3 116.2(1), N3–Al–N1 120.09(9), F24–Al–F12 164.93(6).

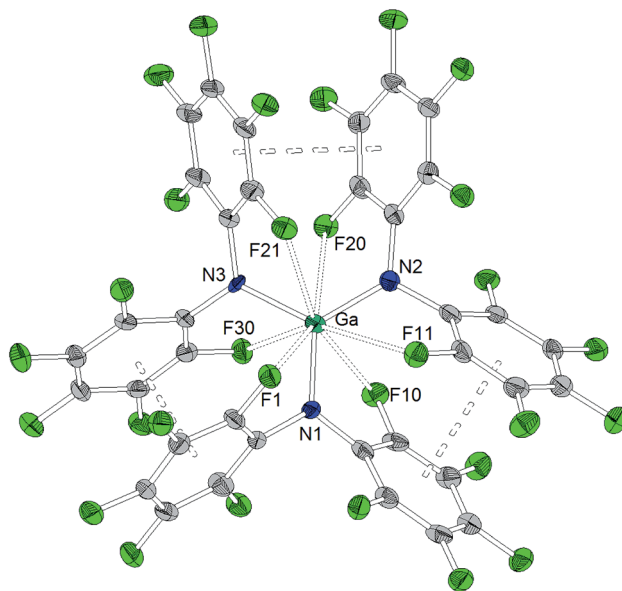


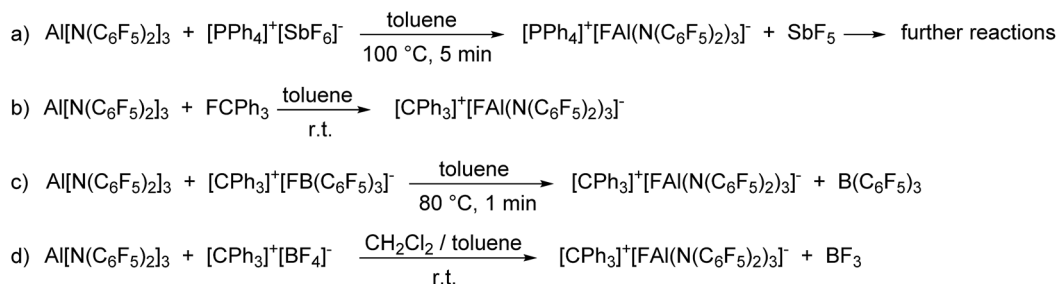
Chart 3 Molecular structure of $\text{Ga}[\text{N}(\text{C}_6\text{F}_5)_2]_3$ (ellipsoids with 30% probability). Selected bond lengths/Å and angles/°: Ga–N1 1.826(5), Ga–N2 1.798(5), Ga–N3 1.848(5), Ga⋯F1 3.032(4), Ga⋯F10 2.981(4), Ga⋯F11 3.096(4), Ga⋯F20 2.994(4), Ga⋯F21 3.102(4), Ga⋯F30 2.914(4), N1–Ga–N2 122.8(2), N2–Ga–N3 123.0(2), N3–Ga–N1 114.3(2).

$[\text{N}(\text{C}_6\text{F}_5)_2]_3$. In addition to the three nitrogen donors, the gallium atom is coordinated by six *ortho*-fluorine atoms with gallium–fluorine distances ranging from 2.914(4) to 3.102(4) Å. The complex is further stabilized by π -stacking interactions between the pentafluorophenyl rings of neighboring $\text{N}(\text{C}_6\text{F}_5)_2$ moieties (distances of neighboring rings' centroids: 3.5192(3), 3.7848(4) and 3.5463(3) Å). Similar coordination modes were observed for the homoleptic lanthanum and cerium complexes of $\text{HN}(\text{C}_6\text{F}_5)_2$ recently reported by Yin *et al.*⁴⁶ $\text{La}[\text{N}(\text{C}_6\text{F}_5)_2]_3$ and $\text{Ce}[\text{N}(\text{C}_6\text{F}_5)_2]_3$ show longer N–M bond lengths (La–N between 2.410(2) and 2.512(2) Å, Ce–N between 2.406(3) and 2.430(2) Å), but shorter M⋯F contacts (La⋯F between 2.6695(17) and 2.8942(16) Å, Ce⋯F between 2.6764(16) and 2.7064(17) Å) compared to $\text{Ga}[\text{N}(\text{C}_6\text{F}_5)_2]_3$. According to a review article on interactions between metal atoms and organically bound fluorine atoms by Plenio, this kind of coordination mode is one of the two recurrent structure motives for gallium complexes with fluorinated ligands.⁵⁰ The coordination of a gallium center by six fluorine atoms incorporated in the organic ligand backbone was also observed in case of tris(2,4,6-tris(trifluoromethyl)phenyl)gallium exhibiting Ga⋯F distances between 2.683 and 2.821 Å.⁵¹

Reactivity and experimental fluoride ion affinity of $\text{Al}[\text{N}(\text{C}_6\text{F}_5)_2]_3$

The enormous fluoride ion affinity of $\text{Al}[\text{N}(\text{C}_6\text{F}_5)_2]_3$ could also be demonstrated experimentally. The reaction of $\text{Al}[\text{N}(\text{C}_6\text{F}_5)_2]_3$ with $[\text{PPh}_4]^+[\text{SbF}_6]^-$ in toluene at 100 °C resulted in the precipitation of a mixture of $[\text{PPh}_4]^+[\text{Al}(\text{N}(\text{C}_6\text{F}_5)_2)_3]^-$ and the formation of $\text{HN}(\text{C}_6\text{F}_5)_2$ (Scheme 2(a)). The ^{19}F NMR spectrum of



Scheme 2 Reactions proving the high Lewis acidity of $\text{Al}[\text{N}(\text{C}_6\text{F}_5)_2]_3$.

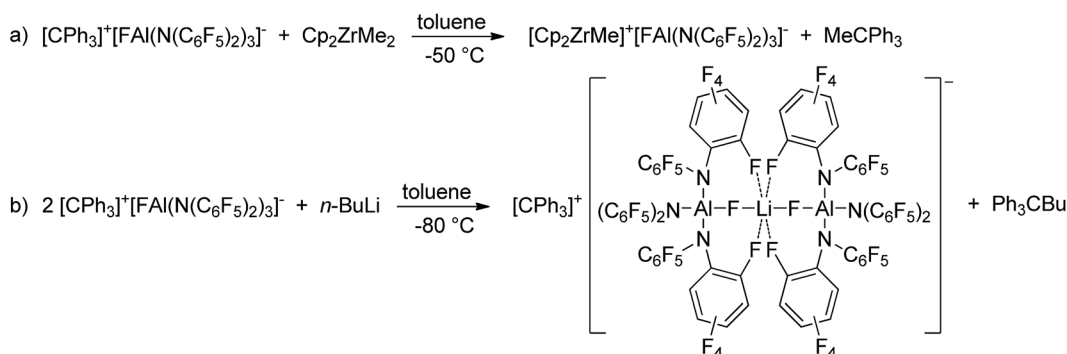
$[\text{PPh}_4]^+[\text{FAl}(\text{N}(\text{C}_6\text{F}_5)_2)_3]^-$ exhibits signals with chemical shifts of -149.6 , -166.2 , -167.5 and -172.3 ppm in a 12 : 6 : 12 : 1 ratio. The formation of $\text{HN}(\text{C}_6\text{F}_5)_2$ is plausible as it is known, that SbF_5 reacts with toluene to give (*p*-Tol) $_3\text{SbF}_2$ and three equivalents of HF in moderate yields.⁵² The Lewis acid $\text{Al}[\text{N}(\text{C}_6\text{F}_5)_2]_3$ as well as the corresponding anion $[\text{FAl}(\text{N}(\text{C}_6\text{F}_5)_2)_3]^-$ can be protonated by HF under formation of $\text{HN}(\text{C}_6\text{F}_5)_2$. Further proofs for the high fluoride affinity of $\text{Al}[\text{N}(\text{C}_6\text{F}_5)_2]_3$ could be obtained when dissolving the Lewis acid in hexafluorobenzene or $\text{F}_2\text{ClCCF}_2\text{Cl}$. Both solutions slowly turn dark and the ^{19}F NMR spectrum of both reaction mixtures reveal unselective reactions which can be referred to the abstraction of F^- from the solvent leading to further reactions of the highly reactive carbocations.

The reaction of $\text{Al}[\text{N}(\text{C}_6\text{F}_5)_2]_3$ with trityl fluoride in toluene yields $[\text{CPh}_3]^+[\text{FAl}(\text{N}(\text{C}_6\text{F}_5)_2)_3]^-$ which is stable in solution for at least three days (Scheme 2(b)). Attempts to isolate the yellow compound resulted in its decomposition after 24 h at room temperature. In agreement with the theoretically predicted trend of the FIA in the gas phase, $[\text{CPh}_3]^+[\text{FAl}(\text{N}(\text{C}_6\text{F}_5)_2)_3]^-$ is also formed when reacting $\text{Al}[\text{N}(\text{C}_6\text{F}_5)_2]_3$ with $[\text{CPh}_3]^+[\text{FB}(\text{C}_6\text{F}_5)_3]^-$ in toluene and with $[\text{CPh}_3]^+[\text{BF}_4]^-$ in a mixture of toluene and dichloromethane (Scheme 2(c) and (d)).

In situ generated $[\text{CPh}_3]^+[\text{FAl}(\text{N}(\text{C}_6\text{F}_5)_2)_3]^-$ was able to abstract a methyl group from dimethyl zirconocene to give $[\text{Cp}_2\text{ZrMe}]^+[\text{FAl}(\text{N}(\text{C}_6\text{F}_5)_2)_3]^-$ as a white solid (Scheme 3(a)). The ^{19}F NMR spectrum shows four signals with chemical shifts of -148.1 , -149.4 , -160.6 and -163.5 ppm in a 1 : 12 : 6 : 12 ratio. The aluminum bound fluorine atom is shifted to lower field compared to $[\text{FAl}(\text{N}(\text{C}_6\text{F}_5)_2)_3]^-$ ($\delta = -170.8$ ppm). This can be referred to the coordination of the fluorine atom to the

zirconium center which was also observed in a low quality crystal structure of $[\text{Cp}_2\text{ZrMe}]^+[\text{FAl}(\text{N}(\text{C}_6\text{F}_5)_2)_3]^-$. The strong $\text{Zr}\cdots\text{F}$ interaction explains why $[\text{Cp}_2\text{ZrMe}]^+[\text{FAl}(\text{N}(\text{C}_6\text{F}_5)_2)_3]^-$ turned out to be inactive in ethene polymerization reactions.

Orange crystals suitable for X-ray diffraction analysis were grown directly from the solution of reaction (a) in Scheme 3 and revealed the formation of $[\text{CPh}_3]^+[(\text{C}_6\text{F}_5)_2\text{N}]_3\text{AlF-Li-FAl}(\text{N}(\text{C}_6\text{F}_5)_2)_3]^-$ (Chart 4). The presence of lithium in the crystal structure can be referred to traces of lithium chloride or $\text{Li}^+[\text{ClAl}(\text{N}(\text{C}_6\text{F}_5)_2)_3]^-$ in the used $\text{Al}[\text{N}(\text{C}_6\text{F}_5)_2]_3$. The selective preparation of $[\text{CPh}_3]^+[(\text{C}_6\text{F}_5)_2\text{N}]_3\text{AlF-Li-FAl}(\text{N}(\text{C}_6\text{F}_5)_2)_3]^-$ could be achieved from the reaction of two equivalents of *in situ* generated $[\text{CPh}_3]^+[\text{FAl}(\text{N}(\text{C}_6\text{F}_5)_2)_3]^-$ with *n*-butyllithium (Scheme 3(b)). A quartet with a chemical shift of -179.3 ppm and a $^1\text{J}(\text{F},\text{Li})$ coupling constant of 94 Hz is observed for the fluorine atoms bound to aluminum atoms in the ^{19}F NMR spectrum. The crystal structure reveals Al-F distances of 1.714(3) and 1.710(3) Å. The lithium cation possesses a distorted octahedral coordination sphere and is coordinated by the two aluminum bound fluorine atoms and additional four *ortho*-fluorine atoms of C_6F_5 units. The $\text{Li}\cdots\text{F}$ distances to the aluminum-bound fluorine atoms are comparably short (1.793(9) and 1.809(9) Å) whereas the distances to the organically bound fluorine atoms range from 2.185(12) to 2.392(10) Å. The $\text{R}_3\text{Al-F-Li-F-AlR}_3$ structure motif has already been described in the literature for $[\text{Ag}(\text{PhCH}_2)_3]^+[\{(\text{SiMe}_3)_3\text{C}_2\text{Al}_2\text{F}_5\}_2\text{Li}]^-$ (Al-F 1.688(2) Å, Li-F 1.854(6) Å),⁵³ $[\text{Li}(\text{Me}_3\text{Si})_3\text{CALF}_3(\text{THF})]_4$ (Al-F 1.694(2) Å and 1.701(2) Å, Li-F 1.873(6) Å and 1.801(6) Å)⁵⁴ and $\text{Li}^+[(\text{Me}_3\text{Si})_3\text{CALF}_3]^- \cdot \text{THF}$ (mean Al-F 1.687(8) Å, mean Li-F 1.85(2) Å).⁵⁵ In contrast to $[\text{CPh}_3]^+[(\text{C}_6\text{F}_5)_2\text{N}]_3\text{AlF-Li-FAl}(\text{N}(\text{C}_6\text{F}_5)_2)_3]^-$, all

Scheme 3 Reactions of $[\text{CPh}_3]^+[\text{FAl}(\text{N}(\text{C}_6\text{F}_5)_2)_3]^-$ with Cp_2ZrMe_2 and *n*-butyllithium.

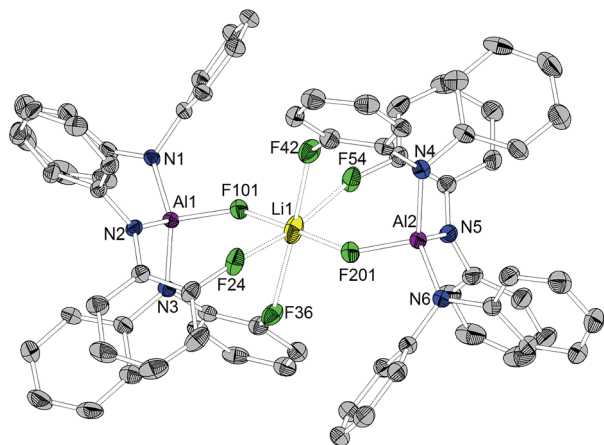


Chart 4 Molecular structure of $[\text{CPh}_3]^+[(\text{C}_6\text{F}_5)_2\text{N}]_3\text{AlF-Li-FAl}(\text{N}(\text{C}_6\text{F}_5)_2)_3^-$ (ellipsoids with 30% probability, non-coordinating fluorine atoms, the cation and two toluene molecules omitted for clarity). Selected bond lengths/Å and angles/°: Al1–N1 1.862(3), Al1–N2 1.859(4), Al1–N3 1.857(3), Al1–F101 1.714(3), Al2–N4 1.865(4), Al2–N5 1.859(4), Al2–N6 1.861(4), Al2–F201 1.710(3), Li1···F101 1.793(9), Li1···F201 1.809(9), Li1···F24 2.185(12), Li1···F36 2.392(10), Li1···F42 2.280(10), Li1···F54 2.287(12), N1–Al1–N2 113.51(15), N2–Al1–N3 102.24(16), N1–Al1–N3 123.30(16), N1–Al1–F101 99.83(15), N2–Al1–F101 114.48(15), N3–Al1–F101 103.57(14), N4–Al2–N5 102.41(17), N5–Al2–N6 115.61(17), N4–Al2–N6 122.56(17), N4–Al2–F201 102.66(15), N5–Al2–F201 112.48(16), N6–Al2–F201 100.55(16).

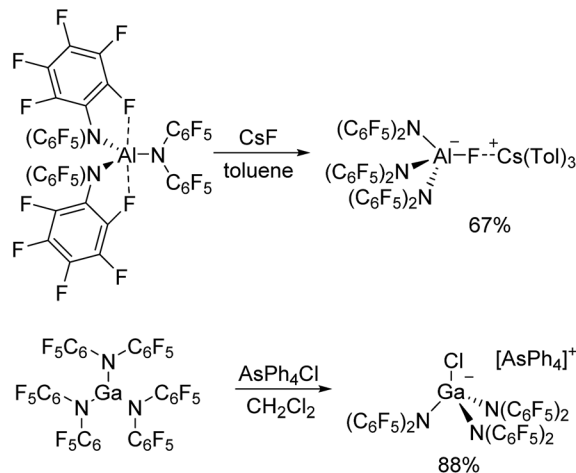
lithium atoms in these references exhibit a tetrahedral coordination sphere. The three compounds described in the literature show slightly shorter Al–F distances and longer Li–F distances than found for $[\text{CPh}_3]^+[(\text{C}_6\text{F}_5)_2\text{N}]_3\text{AlF-Li-FAl}(\text{N}(\text{C}_6\text{F}_5)_2)_3^-$.

Synthesis and structural features of the metallates

The reaction of $\text{Al}[\text{N}(\text{C}_6\text{F}_5)_2]_3$ with cesium fluoride in toluene and the reaction of $\text{Ga}[\text{N}(\text{C}_6\text{F}_5)_2]_3$ with tetraphenylarsonium chloride in dichloromethane yielded the two metallates $[\text{Cs}(\text{ToI})_3]^+[\text{FAl}(\text{N}(\text{C}_6\text{F}_5)_2)_3]^-$ and $[\text{AsPh}_4]^+[\text{ClGa}(\text{N}(\text{C}_6\text{F}_5)_2)_3]^-$ (Scheme 4).⁵⁶ The aluminum bound fluorine atom in the former compound exhibits a chemical shift of -157.4 ppm in the ^{19}F NMR spectrum. Both metallates could be structurally characterized (Charts 5 and 6, Table 1). The two weakly coordinating anions show the pyramidalization of the coordination geometry around the metal atoms. The M–N bonds are elongated in comparison to the parent compounds whereas this is more pronounced in case of the gallium compound (Al–N between 1.860(3) and 1.865(3) Å, Ga–N between 1.912(2) and 1.931(2) Å). The molecular structure of $[\text{Cs}(\text{ToI})_3]^+[\text{FAl}(\text{N}(\text{C}_6\text{F}_5)_2)_3]^-$ reveals η^2 -, η^3 - and η^6 -coordination of the cesium atom by three toluene molecules and the cesium atom also interacts with the fluorine atom bound to the aluminum center with a $\text{Cs}\cdots\text{F}$ distance of 2.878(2) Å. Furthermore, the crystal structure reveals four metal–fluorine contacts between the cesium atom and carbon bound fluorine atoms ($\text{Cs}\cdots\text{F}$ between 3.094(2) and 3.807(3) Å).

Qualitative chloride ion affinity in dichloromethane

To evaluate the Lewis acidity of $\text{Al}[\text{N}(\text{C}_6\text{F}_5)_2]_3$ and $\text{Ga}[\text{N}(\text{C}_6\text{F}_5)_2]_3$ in solution, their chloride ion affinity in dichloromethane was



Scheme 4 Preparation of $[\text{Cs}(\text{ToI})_3]^+[\text{FAl}(\text{N}(\text{C}_6\text{F}_5)_2)_3]^-$ and $[\text{AsPh}_4]^+[\text{ClGa}(\text{N}(\text{C}_6\text{F}_5)_2)_3]^-$.

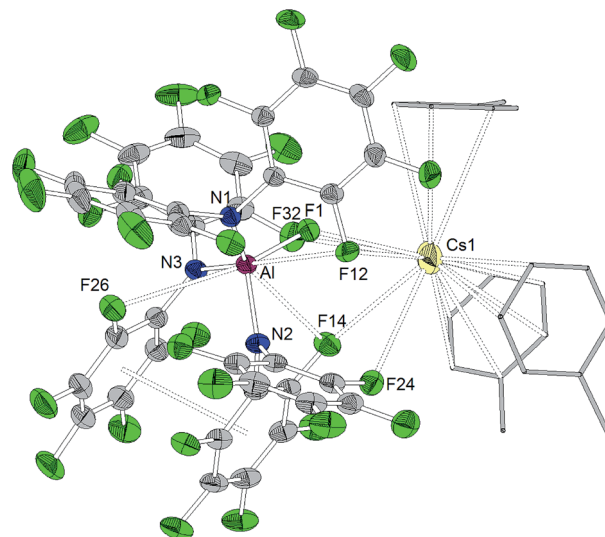


Chart 5 Molecular structure of $[\text{Cs}(\text{ToI})_3]^+[\text{FAl}(\text{N}(\text{C}_6\text{F}_5)_2)_3]^-$ (ellipsoids with 30% probability, the three toluene molecules displayed in wire-frame design). Selected bond lengths/Å and angles/°: Al–N1 1.863(3), Al–N2 1.860(3), Al–N3 1.865(3), Al–F1 1.689(2), Al···F12 3.099(3), Al···F14 3.169(3), Al···F26 3.202(3), Cs1···F1 2.878(2), Cs1···F12 3.773(2), Cs1···F14 3.094(3), Cs1···F24 3.807(3), Cs1···F32 3.692(3), N1–Al–N2 112.31(14), N2–Al–N3 102.59(14), N3–Al–N1 123.22(15), N1–Al–F1 98.64(12), N2–Al–F1 113.94(14), N3–Al–F1 106.43(14).

studied by means of qualitative competition experiments *via* ^{19}F NMR spectroscopy. Both compounds turned out to be able to abstract a chloride ion from $[\text{AsPh}_4]^+[\text{ClB}(\text{C}_6\text{F}_5)_3]^-$. Thus, the borane $\text{B}(\text{C}_6\text{F}_5)_3$ is a weaker Lewis acid towards a chloride ion in solution than both of the two metal amido title compounds. The addition of one equivalent of tetraphenylarsonium chloride to a 1 : 1 mixture of $\text{Al}[\text{N}(\text{C}_6\text{F}_5)_2]_3$ and $\text{Ga}[\text{N}(\text{C}_6\text{F}_5)_2]_3$ resulted in the formation of $[\text{AsPh}_4]^+[\text{ClAl}(\text{N}(\text{C}_6\text{F}_5)_2)_3]^-$ identifying the aluminum complex the stronger Lewis acid under the applied conditions (Scheme 5). Hence, the experimental results for the chloride ion affinity follow the trend of the fluoride ion affinity predicted by theoretical calculations (*vide infra*).



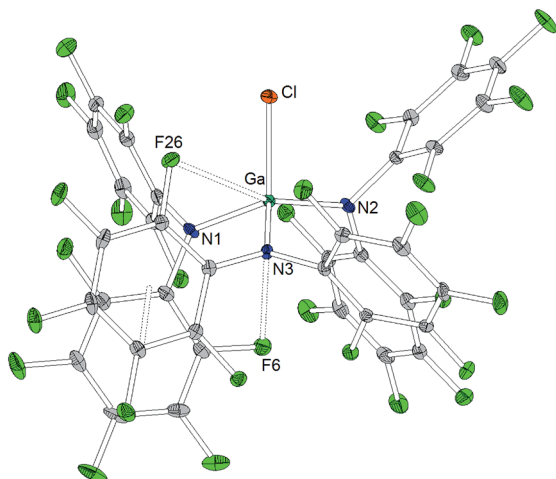
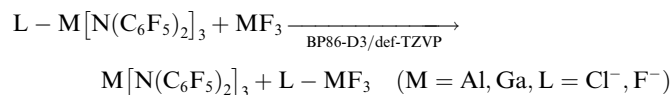


Chart 6 Molecular structure of $[\text{AsPh}_4]^+[\text{ClGa}(\text{N}(\text{C}_6\text{F}_5)_2)_3]^-$ (ellipsoids with 30% probability, the $[\text{AsPh}_4]^+$ cation and one pentane molecule are omitted for clarity). Selected bond lengths/Å and angles/ $^\circ$: Ga–N1 1.912(2), Ga–N2 1.912(2), Ga–N3 1.931(2), Ga⋯F6 3.244(2), Ga⋯F26 3.205(2), Ga–Cl1 2.1890(8), N1–Ga–N2 117.4(1), N2–Ga–N3 115.7(1), N3–Ga–N1 99.9(0), N1–Ga–Cl1 113.90(8), N2–Ga–Cl1 98.83(7), N3–Ga–Cl1 111.85(7).

Theoretical section

As the $\text{M}[\text{N}(\text{C}_6\text{F}_5)_2]_3$ ($\text{M} = \text{Al}, \text{Ga}$) Lewis acids are too large for high level *ab initio* calculations, quantum chemical calculations on the Lewis acidities (*i.e.* ion affinities) of $\text{M}[\text{N}(\text{C}_6\text{F}_5)_2]_3$ ($\text{M} = \text{Al}, \text{Ga}$) were split into two parts to increase the accuracy. Ligand exchange reactions with their MF_3 counterparts were calculated at the BP86^{57–59}-D3⁶⁰/def-TZVP⁶¹ (including Grimme's 2010 dispersion correction) level of theory:

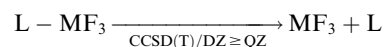


As these reactions are isodesmic, the error in the metal–ligand bond strengths should largely cancel out retaining high accuracy despite of the formally rather low level of theory.

The ligand dissociation energies of the $\text{L}-\text{MF}_3$ complexes were calculated with a CCSD(T)–MP2 compound method based on single point calculations on MP2/def2-QZVPP⁶² structures. Due to the very similar basis set dependency of CCSD(T) and MP2, CCSD(T)/A'VQZ accuracy can be approximated by calculating

$$\Delta E_{\text{CCSD(T)/A'VQZ}} \approx \Delta E_{\text{compound}} = \Delta E_{\text{CCSD(T)/A'VDZ}} + \Delta E_{\text{MP2/A'VQZ}} - \Delta E_{\text{MP2/A'VDZ}}$$

with A'VXZ = cc-pVXZ for H,⁶³ aug-cc-pV(X + d)Z for Al and P,⁶⁴ aug-cc-pwCVXZ-PP for Ga,⁶⁵ aug-cc-pVXZ for 2nd row elements⁶⁶ ($\text{X} = \text{D}, \text{Q}$).



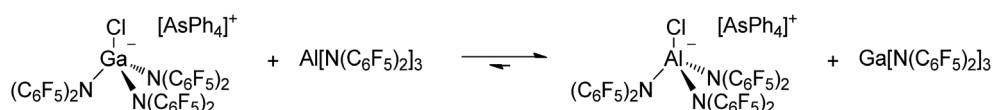
Addition of both reaction energetics gives the $\text{M}[\text{N}(\text{C}_6\text{F}_5)_2]_3$ ($\text{M} = \text{Al}, \text{Ga}$) dissociation energies. Thermal corrections to enthalpies and Gibbs energies were done at the BP86-D3/def-TZVP level of theory.

Theoretical calculations reveal an outstanding fluoride ion affinity in the gas phase of 555 kJ mol^{-1} for $\text{Al}[\text{N}(\text{C}_6\text{F}_5)_2]_3$ (Table 2). This value is practically identical to the FIAs of $\text{B}(\text{CF}_3)_3$ (556 kJ mol^{-1})⁹ and AuF_5 (556 kJ mol^{-1}).⁸ Thus, $\text{Al}[\text{N}(\text{C}_6\text{F}_5)_2]_3$ is not only lot more Lewis acidic than the strongest conventional Lewis acid antimony pentafluoride (495 kJ mol^{-1}),⁹ but even outnumbers the aluminum-based Lewis acids $\text{Al}[\text{OC}(\text{C}_5\text{F}_{10})\text{C}_6\text{F}_5]_3$ (530 kJ mol^{-1})¹¹ and $\text{Al}[\text{OC}(\text{CF}_3)_3]_3$ (543 kJ mol^{-1}).⁹ As discussed above, the Lewis acidity of $\text{Al}[\text{N}(\text{C}_6\text{F}_5)_2]_3$ is reduced by two weak dative bonds from *ortho*-fluorine atoms at the phenyl rings. To evaluate this effect, we calculated the FIA of $\text{Al}[\text{N}(\text{C}_6\text{H}_2\text{F}_3)_2]_3$ with all *ortho*-fluorine atoms replaced by hydrogen, obtaining an even higher FIA of 598 kJ mol^{-1} .

$\text{Ga}[\text{N}(\text{C}_6\text{F}_5)_2]_3$ exhibits a computational FIA of 472 kJ mol^{-1} . Therefore, it is similarly Lewis acidic as for example monomeric AlF_3 (482 kJ mol^{-1}), but stronger than the widely used $\text{B}(\text{C}_6\text{F}_5)_3$ (452 kJ mol^{-1}).⁹ However, the Lewis acidity of $\text{Ga}[\text{N}(\text{C}_6\text{F}_5)_2]_3$ is located slightly below the threshold to Lewis superacidity. The lower FIA of $\text{Ga}[\text{N}(\text{C}_6\text{F}_5)_2]_3$ compared to the aluminum homolog

Table 1 M–N bond lengths and distances between the metal atom and the donor atom in the ate complexes $[\text{Cs}(\text{ToI})_3]^+[\text{Al}(\text{N}(\text{C}_6\text{F}_5)_2)_3]^-$ and $[\text{AsPh}_4]^+[\text{ClGa}(\text{N}(\text{C}_6\text{F}_5)_2)_3]^-$ in comparison to the free Lewis acids

	$\text{Al}[\text{N}(\text{C}_6\text{F}_5)_2]_3$	$\text{Ga}[\text{N}(\text{C}_6\text{F}_5)_2]_3$	$[\text{Cs}(\text{ToI})_3]^+[\text{Al}(\text{N}(\text{C}_6\text{F}_5)_2)_3]^-$	$[\text{AsPh}_4]^+[\text{ClGa}(\text{N}(\text{C}_6\text{F}_5)_2)_3]^-$
M–N1	1.843(2)	1.826(5)	1.863(3)	1.912(2)
M–N2	1.840(2)	1.798(5)	1.860(3)	1.912(2)
M–N3	1.805(2)	1.848(5)	1.865(3)	1.931(2)
M–Hal	—	—	1.689(2)	2.1890(8)



Scheme 5 Qualitative competition experiments for the determination of the chloride ion affinity of $\text{Al}[\text{N}(\text{C}_6\text{F}_5)_2]_3$ and $\text{Ga}[\text{N}(\text{C}_6\text{F}_5)_2]_3$.



Table 2 Calculated ion affinities in the gas phase

	FIA/kJ mol ⁻¹	Chloride ion affinity/kJ mol ⁻¹
Al[N(C ₆ H ₂ F ₃) ₂] ₃	598	—
AuF ₅	556 ⁹	—
Al[N(C₆F₅)₂]₃	555	362
B(CF ₃) ₃	556 ¹²	358 ¹²
Al[OC(CF ₃) ₃] ₃	543 ¹²	352 ¹²
SbF ₅	493 ¹²	341 ¹²
Ga[N(C₆F₅)₂]₃	472	324
AlF ₃	471 ¹²	306 ¹²
B(C ₆ F ₅) ₃	452 ¹²	236 ¹²
BF ₃	342 ¹²	146 ¹²

can be referred to the stabilization of the Lewis acidic gallium center by six metal fluorine contacts (Chart 3). The formation of the gallate [FGa(N(C₆F₅)₂)₃]⁻ after the uptake of a fluoride anion leads to an unfavorable situation due to repulsion of the C₆F₅ moieties. In case of isostructural aluminum and gallium centered Lewis acids, a decrease in Lewis acidity is also expected for the gallium compound due to gallium's higher electronegativity as a consequence of the d-block contraction.

The Lewis acids treated herein show chloride ion affinities in the gas phase of 362 kJ mol⁻¹ for Al[N(C₆F₅)₂]₃ and 324 kJ mol⁻¹ in case of the corresponding gallium complex. These values are in agreement with the experimental chloride affinities in dichloromethane. They are considerably lower than the corresponding FIA values and the comparison to the chloride affinities of other Lewis acids shows that Al[N(C₆F₅)₂]₃ and Ga[N(C₆F₅)₂]₃ are in the same positions as in the FIA ranking.⁶⁷ However, it is striking that the difference between the chloride affinities of Al[N(C₆F₅)₂]₃ and Ga[N(C₆F₅)₂]₃ is much smaller than the deviation between the FIA values. This can be attributed to the softer character of chloride in comparison to the hard fluoride anion.

Conclusions

We presented the first metal amide with a higher fluoride ion affinity in the gas phase and in solution than the benchmark compound for Lewis superacidity SbF₅. In this context, the synthesis and full characterization of two homoleptic group 13 metal decafluorodiphenylamides Al[N(C₆F₅)₂]₃ (ALTA) and Ga[N(C₆F₅)₂]₃ (GATA) are described. The origin for such high fluoride affinity of Al[N(C₆F₅)₂]₃ is originating from a weak amide donor capability and a trigonal planar AlN₃ coordination motif with two hemilabile secondary *ortho*-CF → Al contacts. In contrast, the slightly weaker Lewis acid Ga[N(C₆F₅)₂]₃ has a trigonal pyramidal GaN₃ configuration with six extra *ortho*-CF → Ga contacts in the solid state. In solution the secondary interactions of both compounds are involved in a fast dynamic exchange process. In contrast to the prominent Lewis superacidic perfluoroalkoxide [Al(OC(CF₃)₃)₃]⁻ which has been crystallized as base adducts only, the amide Al[N(C₆F₅)₂]₃ can be isolated as crystalline Lewis acid. The fluoride affinity is

experimentally substantiated by fluoride abstraction from F-X (X = BF₃, B(C₆F₅)₃, SbF₅ and CPh₃⁺) as well as by competition experiments between both title compounds. The prominent status of the Lewis superacid Al[N(C₆F₅)₂]₃ is emphasized by the calculated fluoride ion affinity (FIA) in the gas phase of 555 kJ mol⁻¹ versus 493 kJ mol⁻¹ for SbF₅.

We believe that these and related Lewis acidic aluminum and gallium amides add new perspectives to the highly topical field of frustrated Lewis pairs that has mainly been dominated by boron-based Lewis acids so far. Furthermore, the weakly coordinating anions derived from our metal amides will be applied for stabilization of highly reactive cations in catalysis and fundamental chemistry.

Conflicts of interest

There are no conflicts to declare.

Acknowledgements

We thank Fabian G. Schröder and Lars H. Finger for their valuable support with crystal structure refinement. Financial support by the Fonds der Chemischen Industrie (doctoral scholarship for J. F. K.) is gratefully acknowledged.

Notes and references

- (a) K. N. Houk and R. W. Strozier, *J. Am. Chem. Soc.*, 1973, **95**, 4094; (b) S. Otto, F. Bertoncin and J. B. F. N. Engberts, *J. Am. Chem. Soc.*, 1996, **118**, 7702; (c) F. Fringuelli, O. Piermatti, F. Pizzo and L. Vaccaro, *Eur. J. Org. Chem.*, 2001, **3**, 439.
- (a) L.-X. Shao, Y.-P. Zhang, M.-H. Qi and M. Shi, *Org. Lett.*, 2007, **9**, 117; (b) A. Zicmanis, S. Katkevica and P. Mekss, *Catal. Commun.*, 2009, **10**, 614.
- (a) M. P. Sibi, J. Ji, J. H. Wu, S. Guertler and N. A. Porter, *J. Am. Chem. Soc.*, 1996, **118**, 9200; (b) M. P. Sibi, J. J. Shay, M. Liu and C. P. Jasperse, *J. Am. Chem. Soc.*, 1998, **120**, 6615.
- K. Suyama, K. Matsumoto and T. Katsuki, *Heterocycles*, 2009, **77**, 817.
- (a) A. Corma and H. Garcia, *Chem. Rev.*, 2003, **103**, 4307; (b) S. Kobayashi and K. Manabe, *Pure Appl. Chem.*, 2000, **72**, 1373; (c) S. Antoniotti, V. Dalla and E. Dunach, *Angew. Chem.*, 2010, **122**, 8032; *Angew. Chem., Int. Ed.*, 2010, **49**, 7860.
- (a) G. C. Welch, R. R. San Juan, J. D. Masuda and D. W. Stephan, *Science*, 2006, **314**, 1124; (b) J. S. J. McCahill, G. C. Welch and D. W. Stephan, *Angew. Chem.*, 2007, **119**, 5056; *Angew. Chem., Int. Ed.*, 2007, **46**, 4968; (c) S. W. Stephan, *Org. Biomol. Chem.*, 2008, **6**, 1535; (d) D. W. Stephan and G. Erker, *Angew. Chem.*, 2010, **122**, 50; *Angew. Chem., Int. Ed.*, 2010, **49**, 46.
- J. C. Haartz and D. H. McDaniel, *J. Am. Chem. Soc.*, 1973, **95**, 8562.
- T. E. Mallouk, G. L. Rosenthal, G. Müller, R. Brusasco and N. Bartlett, *Inorg. Chem.*, 1984, **23**, 3167.
- L. O. Müller, D. Himmel, J. Stauffer, G. Steinfeld, J. Slattery, G. Santiso-Quiñones, V. Brecht and I. Krossing, *Angew.*



- Chem.*, 2008, **120**, 7772; *Angew. Chem., Int. Ed.*, 2008, **47**, 7659.
- 10 K. O. Christe, D. A. Dixon, D. McLemore, W. W. Wilson, J. A. Sheehy and J. A. Boatz, *J. Fluorine Chem.*, 2000, **101**, 151.
- 11 A. P. Altshuller, *J. Am. Chem. Soc.*, 1955, **77**, 6187.
- 12 H. Böhler, N. Trapp, D. Himmel, M. Schleep and I. Krossing, *Dalton Trans.*, 2015, **44**, 7489.
- 13 W. M. Haynes, *CRC Handbook of Chemistry and Physics*, CRC Press, 93rd edn, 2012.
- 14 K. A. Kraft, N. Trapp, D. Himmel, H. Böhler, P. Schlüter, H. Scherer and I. Krossing, *Chem.–Eur. J.*, 2012, **18**, 9371.
- 15 A. Wiesner, T. W. Gries, S. Steinhauer, H. Beckers and S. Riedel, *Angew. Chem.*, 2017, **129**, 8375; *Angew. Chem., Int. Ed.*, 2017, **56**, 8263.
- 16 (a) T. Belgardt, J. Storre, H. W. Roesky, M. Noltemeyer and H.-G. Schmidt, *Inorg. Chem.*, 1995, **34**, 3821; (b) J. Klosin, G. R. Roof and E. Y.-X. Chen, *Organometallics*, 2000, **19**, 4684.
- 17 N. G. Stahl, M. R. Salata and T. J. Marks, *J. Am. Chem. Soc.*, 2005, **127**, 10898.
- 18 M. A. Dureen and D. W. Stephan, *J. Am. Chem. Soc.*, 2009, **131**, 8396.
- 19 R. E. LaPointe, G. R. Roof, K. A. Abboud and J. Klosin, *J. Am. Chem. Soc.*, 2000, **122**, 9560.
- 20 J. Chen and E. Y.-X. Chen, *Angew. Chem.*, 2015, **127**, 6946; *Angew. Chem., Int. Ed.*, 2015, **54**, 6842.
- 21 A. Y. Houghton, J. Hurmalainen, A. Mansikkamaki, W. E. Piers and H. M. Tuononen, *Nat. Chem.*, 2014, **6**, 983.
- 22 D. W. Stephan, *Nat. Chem.*, 2014, **6**, 952.
- 23 V. C. Williams, W. E. Piers, W. Clegg, M. R. J. Elsegood, S. Collins and T. B. Marder, *J. Am. Chem. Soc.*, 1999, **121**, 3244.
- 24 L. A. Körte, J. Schwabedissen, M. Soffner, S. Blomeyer, C. G. Reuter, Y. V. Vishnevskiy, B. Neumann, H.-G. Stammler and N. W. Mitzel, *Angew. Chem.*, 2017, **129**, 8701; *Angew. Chem., Int. Ed.*, 2017, **56**, 8578–8582.
- 25 It should be noted that the discussion above is only concerned with neutral Lewis acids. For FIA values of strong cationic Lewis acids see ref. 12 as well as: (a) J. M. Slattery and S. Hussein, *Dalton Trans.*, 2012, **41**, 1808; (b) M. Schleep, C. Hettich, J. Velázquez Rojas, D. Kratzert, T. Ludwig, K. Lieberth and I. Krossing, *Angew. Chem.*, 2017, **129**, 2926; *Angew. Chem., Int. Ed.*, 2017, **56**, 2880; (c) T. O. Petersen, D. Simone and I. Krossing, *Chem.–Eur. J.*, 2016, **22**, 15847.
- 26 A. Y. Timoshkin and K. Morokuma, *Phys. Chem. Chem. Phys.*, 2012, **14**, 14911.
- 27 L. A. Mück, A. Y. Timoshkin and G. Frenking, *Inorg. Chem.*, 2012, **51**, 640.
- 28 For a recent review see: T. A. Engesser, M. R. Lichtenthaler, M. Schleep and I. Krossing, *Chem. Soc. Rev.*, 2016, **45**, 789.
- 29 A. J. Lehner, N. Trapp, H. Scherer and I. Krossing, *Dalton Trans.*, 2011, **40**, 1448.
- 30 I. Krossing, H. Brands, R. Feuerhake and S. Koenig, *J. Fluorine Chem.*, 2001, **112**, 83.
- 31 X. Chen, B. Ma, X. Wang, S. Yao, L. Ni, Z. Zhou, Y. Li, W. Huang, J. Ma, J. Zuo and X. Wang, *Chem.–Eur. J.*, 2012, **18**, 11828.
- 32 M. Gonsior and I. Krossing, *Dalton Trans.*, 2005, **7**, 1203.
- 33 T. Köchner, N. Trapp, T. A. Engesser, A. J. Lehner, C. Röhr, S. Riedel, C. Knapp, H. Scherer and I. Krossing, *Angew. Chem.*, 2011, **124**, 11253; *Angew. Chem., Int. Ed.*, 2011, **50**, 11253.
- 34 A. Bihlmeier, M. Gonsior, I. Raabe, N. Trapp and I. Krossing, *Chem.–Eur. J.*, 2004, **10**, 5041.
- 35 J. Li, C. Schenk, F. Winter, H. Scherer, N. Trapp, A. Higelin, S. Keller, R. Pöttgen, I. Krossing and C. Jones, *Angew. Chem.*, 2012, **124**, 9695; *Angew. Chem., Int. Ed.*, 2012, **51**, 9557.
- 36 (a) G. Santiso-Quiñones, A. Reisinger, J. Slattery and I. Krossing, *Chem. Commun.*, 2007, 5046; (b) I. Krossing and A. Reisinger, *Angew. Chem.*, 2003, **115**, 5903; *Angew. Chem., Int. Ed.*, 2003, **42**, 5725; (c) A. Reisinger, N. Trapp, C. Knapp, D. Himmel, F. Breher, H. Rüggeger and I. Krossing, *Chem.–Eur. J.*, 2009, **15**, 9505; (d) J. Schaefer, D. Himmel and I. Krossing, *Eur. J. Inorg. Chem.*, 2013, **52**, 2712.
- 37 A. Budanow, T. Sinke, J. Tillmann, M. Bolte, M. Wagner and H.-W. Lerner, *Organometallics*, 2012, **31**, 7298.
- 38 J. M. Slattery, A. Higelin, T. Bayer and I. Krossing, *Angew. Chem.*, 2010, **122**, 3297; *Angew. Chem., Int. Ed.*, 2010, **49**, 3228.
- 39 A. Higelin, U. Sachs, S. Keller and I. Krossing, *Chem.–Eur. J.*, 2012, **18**, 10029.
- 40 J. F. Kögel, L. H. Finger, N. Frank and J. Sundermeyer, *Inorg. Chem.*, 2014, **53**, 3839.
- 41 (a) T. Linder and J. Sundermeyer, *Chem. Commun.*, 2009, 29146; (b) J. F. Kögel, T. Linder, F. G. Schröder, J. Sundermeyer, S. K. Goll, D. Himmel, I. Krossing, K. Kuett, J. Saame and I. Leito, *Chem.–Eur. J.*, 2015, **21**, 5769.
- 42 A. Khvorost, *Dissertation*, Philipps-Universität Marburg, 2003.
- 43 (a) G. M. Brooke, J. Burdon, M. Stacey and J. C. Tatlow, *J. Chem. Soc.*, 1960, 1768; (b) R. Koppang, *Acta Chem. Scand.*, 1971, **25**, 3067.
- 44 A. Khvorost, P. L. Shutov, K. Harms, J. Lorberth, J. Sundermeyer, S. S. Karlov and G. S. Zaitseva, *Z. Anorg. Allg. Chem.*, 2004, **630**, 885.
- 45 D. R. Click, B. L. Scott and J. G. Watkin, *Chem. Commun.*, 1999, 633.
- 46 H. Yin, A. J. Lewis, P. Carroll and E. J. Schelter, *Inorg. Chem.*, 2013, **52**, 8234.
- 47 H. Yin, A. J. Lewis, U. J. Williams, P. J. Carroll and E. J. Schelter, *Chem. Sci.*, 2013, **4**, 798.
- 48 G. R. Giesbrecht, J. C. Gordon, D. L. Clark, C. A. Hijar, B. L. Scott and J. G. Watkin, *Polyhedron*, 2003, **22**, 153.
- 49 D. V. Peryshkov and R. R. Schrock, *Organometallics*, 2012, **31**, 7278.
- 50 H. Plenio, *Chem. Rev.*, 1997, **97**, 3363.
- 51 R. D. Schluter, H. S. Isom, A. H. Cowley, D. A. Atwood, R. A. Jones, F. Olbrich, S. Corbelin and R. J. Lagow, *Organometallics*, 1994, **13**, 4058.
- 52 G. A. Olah, P. Schilling and I. M. Gross, *J. Am. Chem. Soc.*, 1974, **96**, 876.



- 53 H. Hatop, H. W. Roesky, T. Labahn, C. Röpken, G. M. Sheldrick and M. Bhattacharjee, *Organometallics*, 1998, **17**, 4326.
- 54 H. Hatop, M. Schiefer, H. W. Roesky, R. Herbst-Irmer and T. Labahn, *Organometallics*, 2001, **20**, 2643.
- 55 A. G. Avent, W.-Y. Chen, C. Eaborn, I. B. Gorrell, P. B. Hitchcock and J. D. Smith, *Organometallics*, 1996, **15**, 4343.
- 56 The reaction of the metal amides with neutral donor molecules yielded Lewis acid-base complexes. Their structural characterization and theoretically determined binding affinity will be treated in a separate publication. Unlike in case of the aluminum compound, the reaction of Ga[N(C₆F₅)₂]₃ with CsF in toluene did not yield the corresponding metallate [FGa(N(C₆F₅)₂)₃][−] in a highly selective manner. Thus, we only present the chloride ion adduct in this work. However, synthesis of [FGa(N(C₆F₅)₂)₃][−] should of course be possible.
- 57 A. D. Becke, *Phys. Rev. A*, 1988, **38**, 3098.
- 58 J. P. Perdew, *Phys. Rev. B: Condens. Matter Mater. Phys.*, 1986, **33**, 8822.
- 59 J. P. Perdew, *Phys. Rev. B: Condens. Matter Mater. Phys.*, 1986, **34**, 7406.
- 60 S. Grimme, J. Antony, S. Ehrlich and H. Krieg, *J. Chem. Phys.*, 2010, **132**, 154104.
- 61 A. Schäfer, H. Horn and R. Ahlrichs, *J. Chem. Phys.*, 1992, **97**, 2571.
- 62 F. Weigend and R. Ahlrichs, *Phys. Chem. Chem. Phys.*, 2005, **7**, 3297.
- 63 T. H. Dunning, *J. Chem. Phys.*, 1989, **90**, 1007.
- 64 T. H. Dunning, K. A. Peterson and A. K. Wilson, *J. Chem. Phys.*, 2001, **114**, 9244.
- 65 N. J. DeYonker, K. A. Peterson and A. K. Wilson, *J. Phys. Chem. A*, 2007, **111**, 11383.
- 66 R. Kendall, T. H. Dunning and R. J. Harrison, *J. Chem. Phys.*, 1992, **96**, 6796.
- 67 A. Kraft, J. Beck and I. Krossing, *Chem.–Eur. J.*, 2011, **17**, 12975.

