

Cite this: *RSC Adv.*, 2018, 8, 27832Received 11th June 2018
Accepted 23rd July 2018

DOI: 10.1039/c8ra04985h

rsc.li/rsc-advances

Beyond a solvent: triple roles of dimethylformamide in organic chemistry

Majid M. Heravi, * Mahdieh Ghavidel and Leyla Mohammadkhani

N,N-Dimethylformamide (DMF) is frequently used as an aprotic solvent in chemical transformations in laboratories of academia as well as in those of chemical industry. In the present review, we will reveal that DMF is actually something much more than a solvent. It is a unique chemical since, as well as being an effective polar aprotic solvent, it can play three other important roles in organic chemistry. It can be used as a reagent, a catalyst, and a stabilizer.

1. Introduction

N,N-Dimethylformamide (DMF) is an extraordinary organic compound with the formula (CH₃)₂NC(O)H. It generally abbreviated and literally always called, DMF (should not be mistaken with dimethylfuran or dimethyl fumarate). It is a colourless liquid with a high boiling point which is miscible with water and also with a majority of common organic solvents. DMF should be naturally odorless, however in its technical

grade or degraded samples every so often it has a fishy smell due to some impurity of dimethylamine.^{1,2}

As its name implies, it is a formamide derivative. Although, among most chemists, DMF is known as an inexpensive commercially available solvent which is widely used in synthetic organic chemistry, by a second look and further consideration, it is actually more than a solvent, showing multipurpose applications. It is a polar aprotic, but hydrophilic, solvent that dissolves most organic compounds. Thus, it is especially useful in organic reactions when their mechanisms involve polar species, such as S_N2 reactions.³ Therefore, DMF is mostly used as an excellent polar solvent with a relatively low evaporation rate, useful for a wide variety of organic transformations. Its

Department of Chemistry, School of Sciences, Alzahra University, Vanak, Tehran, Iran.
E-mail: mmh1331@yahoo.com; mmheravi@alzahra.ac.ir



Majid M. Heravi was born in 1952 in Mashhad, Iran. He received his B. Sc. degree from the National University of Iran in 1975 and his M. Sc. and Ph. D. degrees from Salford University, England, in 1977 and 1980. He completed his doctoral thesis under the supervision of the late Jim Clarck. He started his career as a research fellow in Daroupakhsh (a pharmaceutical company) in 1981 Tehran, Iran

and joined as an assistant professor at Ferdowsi University of Mashhad, Iran, in 1983 and was promoted to associate professor in 1993 and full professor in 1997. In 1999 he moved to Alzahra University of Tehran, Iran as professor of chemistry where he is still working. He has previously been a visiting professor at UC Riverside, California, USA and Hamburg University, Hamburg, Germany. His research interests focus on heterocyclic chemistry, catalysis, organic methodology and green synthetic organic chemistry.



Mahdieh Ghavidel was born in 1983 in Tehran, Iran, She earned a B. Sc. degree in Chemistry in 2006 and received her M. Sc. degree in Organic Chemistry, in 2010, from Shahid Beheshti University, Iran. Her researches focused on natural products, extraction, isolation, and identification of organic compounds from medicinal plants through different techniques. She is currently working towards her

Ph. D. in Organic Chemistry at Alzahra University under the supervision of prof. Majid M. Heravi. Her research interests focus on the synthesis of new heterogeneous nano-catalyst and their application in the synthesis of heterocyclic compounds.



usefulness and superiority as a solvent is due to its favored dissolution actually provided by favored interactions with a substrate.

This uniquely versatile and powerful chemical is frequently used as a solvent for preparation of colloids,^{4–6} synthesis of block-copolymers,^{7,8} and also many other types of organic reactions⁹ like solvent-free hydrolysis, allylation, decarboxylation, polymerization, *etc.*^{10–15} It is also found as a perfect solvent for peptide coupling in the pharmaceuticals industry, in development and production of pesticides and in the manufacture of adhesives, synthetic leathers, fibers, films, and surface coatings. It also is used in the manufacturing of dyes as an important raw material which is consumed during a reaction.¹⁶ DMF also is a common solvent utilized in electrospinning.^{17,18}

Beyond being used as an useful solvent, DMF is employed as a reagent in some important organic reactions, such as the Vilsmeier–Haack reaction,¹⁹ which results in the formylation of aromatic, non-aromatic, and heteroaromatic compounds.^{19–30} DMF can also be used as a reagent in two other important organic name reactions such as the Friedel–Crafts reaction³¹ and Beckmann rearrangement.^{32,33}

DMF can react as either an electrophilic or a nucleophilic agent, thus, can be considered as the source of various key intermediates mediating a plethora of important reactions.³⁴ More significantly, because of its structure, DMF can participate in many reactions by serving as a multipurpose building block for various units, such as HCO₂, O, CO, H⁺, H⁻, NMe₂, CONMe₂, Me, CHO, *etc.* (Fig. 1).

It is also a common catalyst^{35–38} used in the synthesis of acyl halides, in particular, and in the synthesis of acyl chloride from carboxylic acids using oxalyl or thionyl chloride. The catalytic mechanism entails reversible formation of an imidoyl chloride.^{39,40} It acts as a catalyst in preparing the corresponding azepine,¹² for the cycloaddition reaction of CO₂ to propylene oxide,^{41,42} synthesis of cyclic carbonates,⁴³ condensation reactions of alkylisocyanides (or arylisocyanides) with barbituric acid derivatives,¹³ reductive ring-cleavage of isoxazole,¹⁰ allylation of aldehydes,⁴⁴ conversion of both primary and secondary alcohols to bromides,⁴⁵ and acylation of aromatic compounds.⁴⁶



Leyla Mohammadkhani was born in 1992 in Guilan, Iran. She received her B. Sc. degree in Applied Chemistry at the Payam Noor University of Qazvin (2014). In the same year, she was accepted for M. Sc. degree in Organic Chemistry at the University of Qom. Leyla started her M. Sc. thesis under the supervision of Dr. Mostafa Kiamehr on the synthesis of heterocyclic compounds. She is currently Ph. D. student in Organic Chemistry at Alzahra University under the supervision of Prof. Majid M. Heravi.

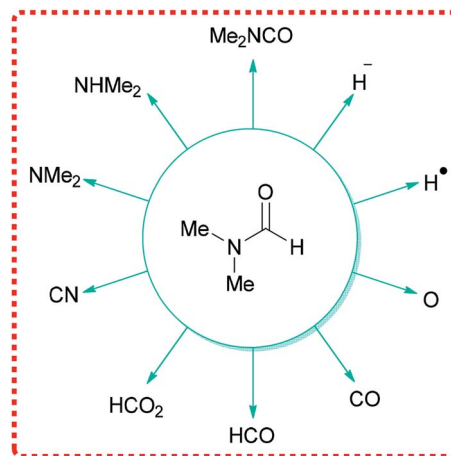


Fig. 1 Various functional groups that can be derived from DMF.

It was disclosed that DMF also can act as a stabilizer in some reactions. In this regard, synthesis of DMF-stabilized metal nanoclusters and nanoparticles were reported.^{47–51} Copper (Cu),⁵² iridium (Ir),⁵³ gold (Au),⁵⁴ palladium (Pd),⁵⁵ silver (Ag),⁵⁶ and Fe₂O₃ (ref. 57) nanoparticles are stabilized with DMF molecules through interaction of amido groups of DMF with NCs.

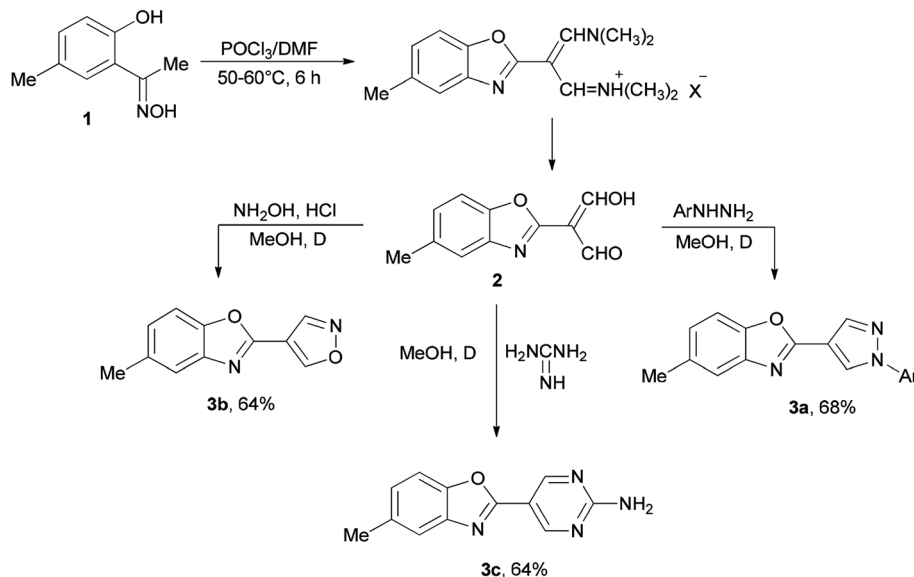
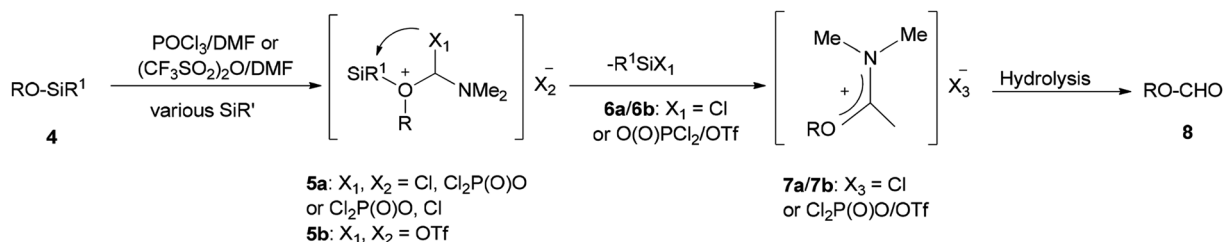
In addition, DMF usually serves as a solvent in the formation of peptide-bonds.⁵⁸ DMF dissolves amino acids and coupling reagents and does not react with piperidine, but this reagent can jeopardize peptide synthesis by decomposition into formaldehyde (HCHO) and dimethylamine (HNMe₂).⁵⁹

Worthy of mention is that on the basis of published reports by NIOSH (The National Institute for Occupational Safety and Health), DMF is readily absorbed through the skin or by inhalation or ingestion. This chemical is a potent liver toxin. DMF is also known to cause constipation, abdominal pain, vomiting and nausea, headache, weakness, dizziness, skin problems, and alcohol intolerance.⁶⁰

The solvent effect of DMF on the efficiency and solvation of anions was reviewed by Parker in 1962.⁶¹ Other significant functions of DMF, such as being utilized as a ligand, reducing agent, and dehydrating agent were reported by Muzart and co-workers in 2009.³⁴ In addition, recent developments in the applications of DMF in the area of nitration, amination, formylation, aminocarbonylation, and amidation, as well as its reaction with arynes was reviewed in 2012;⁶² thus, these are not deliberated herein. As a matter of fact, the goal of this report is to disclose other roles of this unique chemical as reagent, catalyst, and stabilizer which have not been comprehensively reviewed. Herein, we try to provide an accessible reference and attract the attention of chemists and stir up their interest in using DMF in organic synthesis and trying to open other new gateway for more applications of this extraordinary compound as a unique and multipurpose chemical. We also frequently used DMF as an efficient solvent in our laboratory.^{63–65}

Being thoughtful about this remarkable chemical, in this report we focus on the applicability of DMF as reagent, catalyst, and stabilizer.



Scheme 1 Synthesis of heterocyclic derivatives **3a–3c**.Scheme 2 Preparation of formate esters **8** from *O*-TBDMS/*O*-TES protected alcohols **4**.

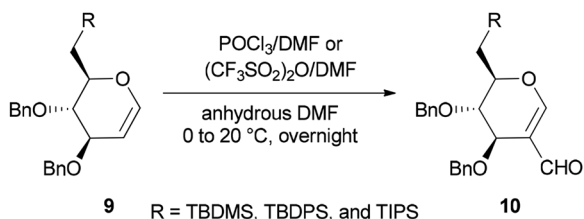
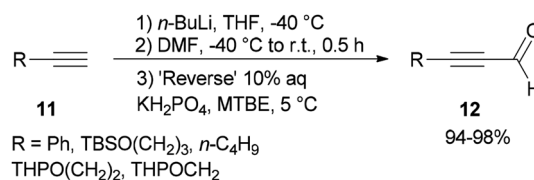
2. DMF as a reagent

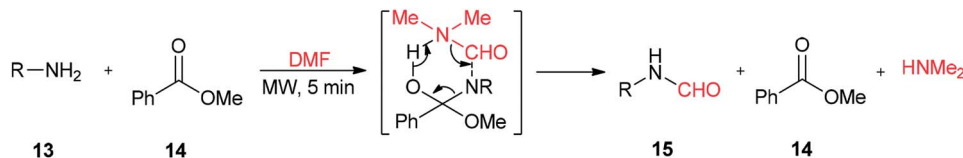
Initially, in 1973, Vilsmeier–Haack reagent (POCl_3/DMF) was used for the formation of malondialdehyde **2** from 2-hydroxy-5-methylacetophenone oxime **1** through Beckmann rearrangement followed by cyclization. Kumar and co-workers in 2010 achieved and reported the synthesis of a series of novel heterocycles **3a–3c** from compound **2** as a key intermediate (Scheme 1).¹⁹ The condensation reaction of **2** with suitable reagents afforded heterocyclic derivatives **3a–3c**.⁶⁶

In 1999, Lellouche and Koeller presented an efficient and convenient methodology for preparation of formate esters **8**

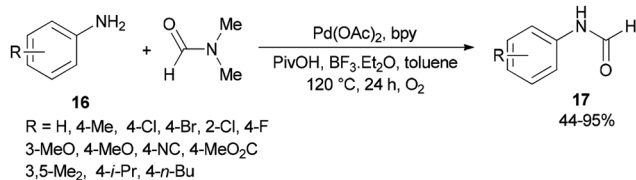
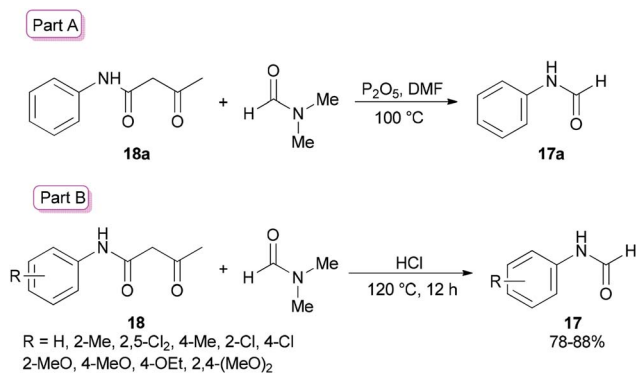
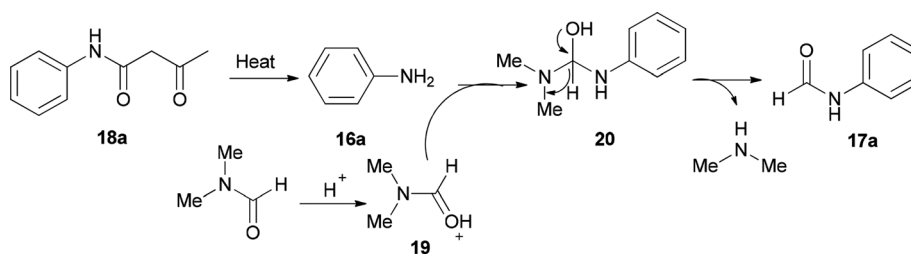
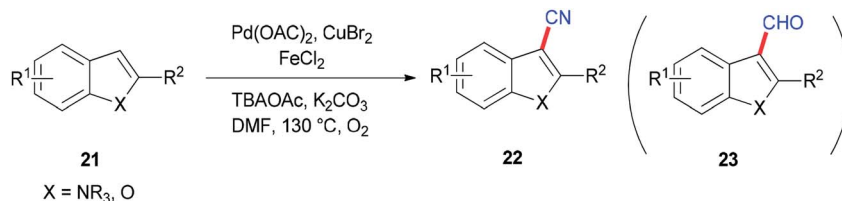
from *O*-TBDMS/*O*-TES protected alcohols **4** (R alkyl residue) under Vilsmeier–Haack reaction conditions in a one-step fashion.⁶⁷ A plausible mechanism is proposed and described in Scheme 2. In the first step; the POCl_3/DMF complex ($(\text{CF}_3\text{SO}_2)_2\text{O}/\text{DMF}$ complex) is added to the silyl ether **4** to furnish the oxonium cation **5a** (or **5b**). In the second step; the formation of Si–Cl/Si–O strong bonds eliminates the $\text{R}^1\text{Si}-\text{X}_1$ **6a/6b** ($\text{R}^1\text{Si} = \text{TES}$ or TBDMS) from the resulting intermediate **5a** (or **5b**) to produce *in situ* the relevant imidate salts **7a** (or **7b**) as a mixture of counter anions. The production of the desired formate esters **8** is completed by smooth hydrolysis of **7a** (or **7b**).

Synthesis of the corresponding C(6)-*O*-formates **10** was accomplished and reported by the same group in 2001 through a one-step and selective transformation of *O*-TBDMS, *O*-TBDPS, and *O*-TIPS ethers of D -glucal **9**, using two electrophilic

Scheme 3 Preparing the corresponding C(6)-*O*-formates **10** from ethers **9**.Scheme 4 Synthesis of α,β -acetylenic aldehydes **12**.



Scheme 5 N-Formylation of amines.

Scheme 6 Transamidation of aniline derivatives **16** with dimethylformamide.Scheme 7 Synthesis of *N*-phenylformamides **17**.Scheme 8 Rational mechanism for the synthesis of *N*-phenylformamides **17a**.Scheme 9 Generation of aryl nitriles **22**.

Vilsmeier–Haack reagents POCl₃/DMF or (CF₃SO₂)₂O/DMF in anhydrous DMF at 0–20 °C (Scheme 3).⁶⁸

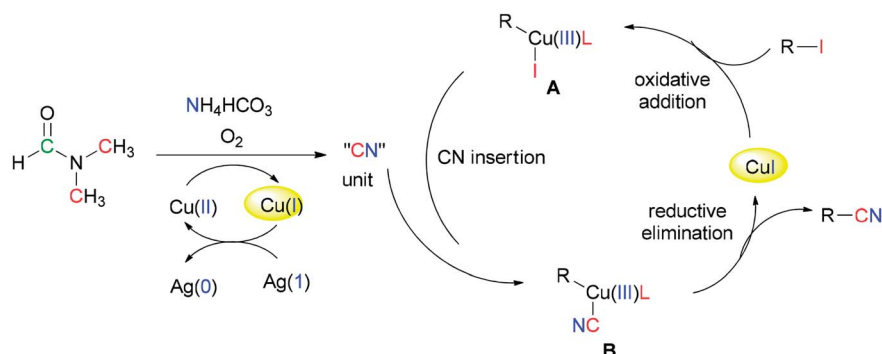
Synthesis of α,β -acetylenic aldehydes **12** was commenced with acetylides **11** which were initially converted to lithium acetylides in the presence of *n*-BuLi. The formylation of lithium acetylides was accomplished in the presence of DMF with subsequent quenching of the α -aminoalkoxide using 10% aqueous KH₂PO₄ to provide **12** (>94%) as sole products (Scheme 4).⁶⁹

A highly convenient and efficient method was developed by Jeon and Yang for *N*-formylation of various primary and secondary amines using DMF as a formylating agent in the presence of a catalytic amount of methyl benzoate as a promoter (Scheme 5).⁷⁰ The main advantages of this methodology are short reaction time, high product yields, neutral reaction conditions, and selective *N*-formylation in the presence of a hydroxyl group.

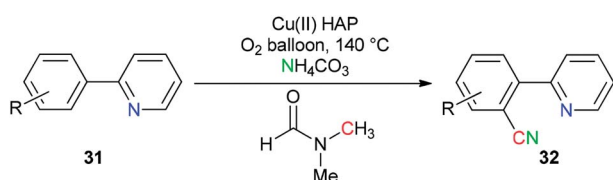
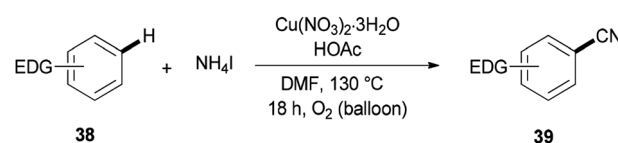
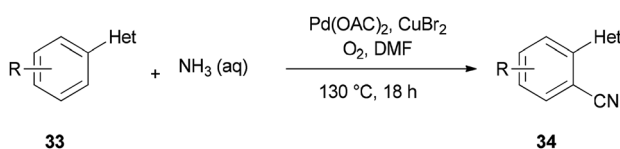
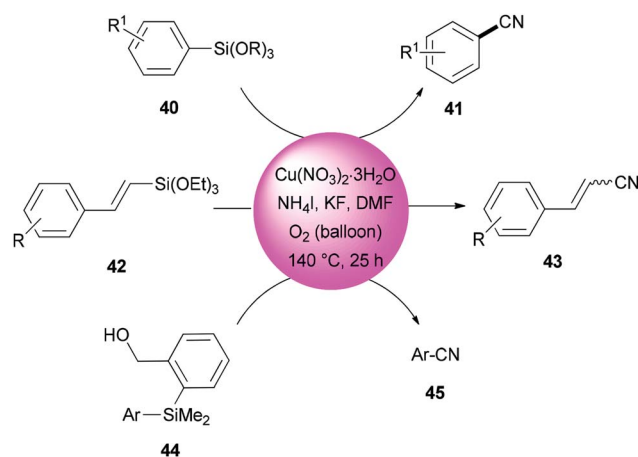
Gu and Guo developed a new protocol for efficient production of *N*-arylcaboxamides **17** through transamidation of aniline derivatives **16** with dimethylformamide in the presence of a catalytic amount of Pd(OAc)₂, 2,2'-bipyridine, PivOH and BF₃·Et₂O as additives in toluene at 120 °C under O₂ atmosphere (Scheme 6).⁷¹ This methodology opens a new way for the synthesis of various corresponding transamidation products from commercially available dimethylformamides and anilines.

Amides and their derivatives as organic materials are very important in organic synthesis.^{72,73} They are widely used for





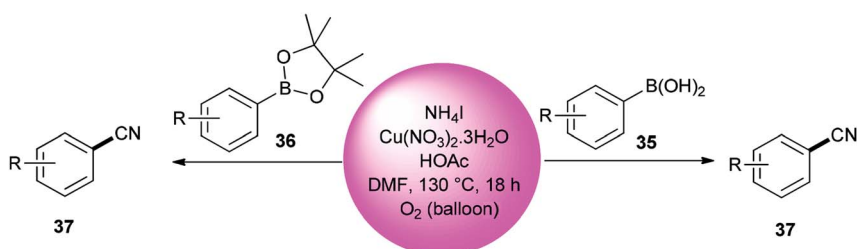
Scheme 15 Proposed mechanism for catalytic cyanation.

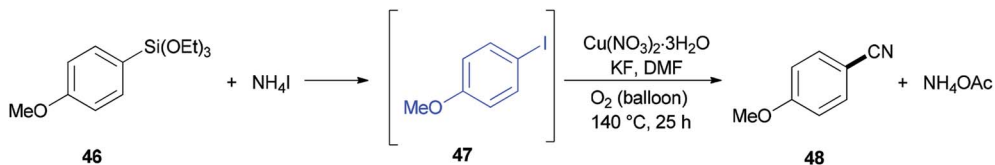
Scheme 16 Synthesis of aryl nitrile **32** from hetero aryls **31**.Scheme 19 Cyanation of electron-rich arenes **38**.Scheme 17 Synthesis of monosubstituted nitriles **34**.Scheme 20 Cyanation of arylsilanes **40**, vinylsilanes **42**, and Hiyama silanes **44**.

N-phenylamides **17** using dimethylformamide and dimethylacetamides **18** as the acyl donors was also developed. The acetacetanilide derivatives **18** were reacted with DMF under optimal conditions (using HCl in DMF at 120 °C for 12 h) to furnish their corresponding *N*-phenylformamides **17** (Scheme 7, part B).

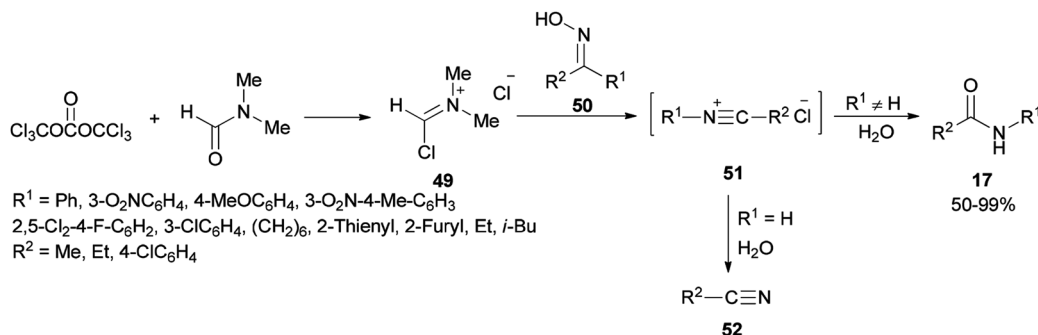
As shown in Scheme 8, in the first step, the intermediates **19** and **16a** were obtained by protonation of DMF and decomposition of **18a**, respectively. Next, compound **20** was produced by nucleophilic attack of **16a** on the carbonyl carbon leading to the product **17a** by elimination of one equivalent of NHMe_2 from **19**.

Cyanoindoles are valuable intermediates in organic chemistry. They also are widely used in industry for the generation of pharmaceuticals, agrochemicals, and dyes.^{77–82} Because of their importance in organic synthesis, numerous methods for their formation have been developed.^{83–89}

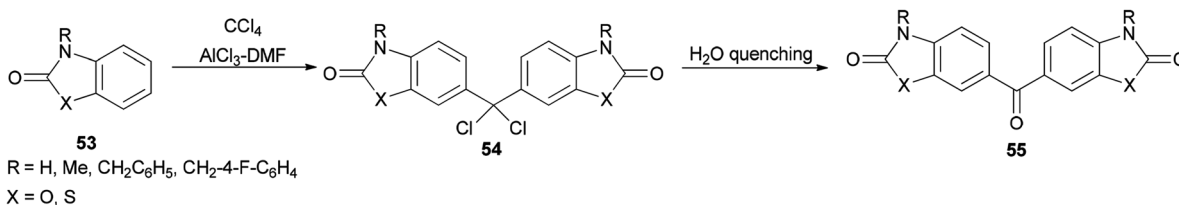
Scheme 18 Cyanation of boronic acids **35** and aryl boronate esters **36**.



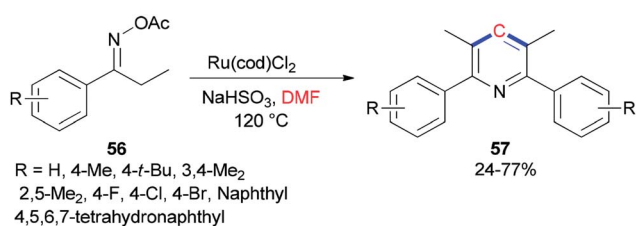
Scheme 21 Reaction profile for cyanation of triethoxy(4-methoxyphenyl)silane 46.



Scheme 22 Synthesis of amides 17 and nitriles 52.

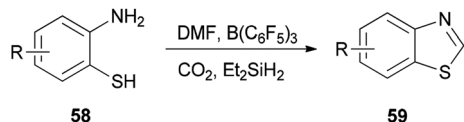


Scheme 23 Synthesis of symmetrical benzophenones 55.



Scheme 24 Ru-catalyzed cyclization of aryl ethyl ketoxime acetates 56 using DMF.

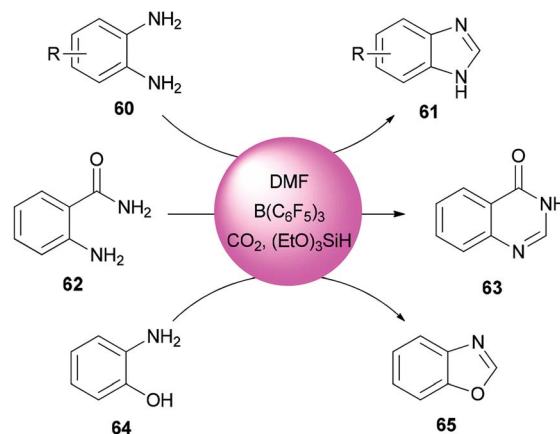
Ding and Jiao in 2011 reported an alternative pathway to generate the aryl nitriles 22 *via* new and direct Pd-catalyzed cyanation of indoles and benzofurans by C-H bond functionalization using DMF both as a source of CN and as a solvent (Scheme 9).⁹⁰ Isotopic labeling experiments showed that



Scheme 25 Synthesis of various benzothiazoles 59.

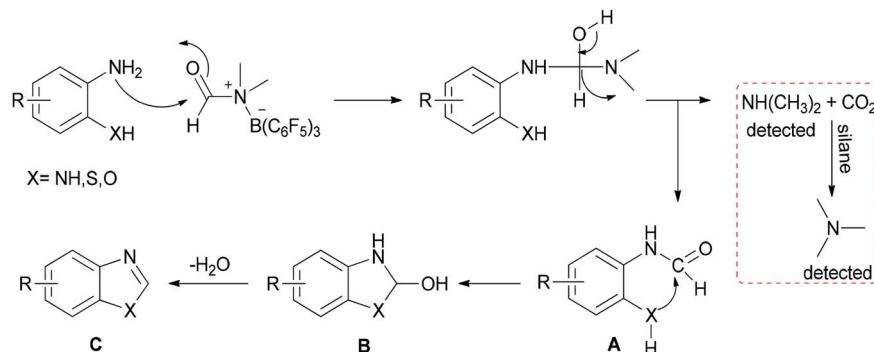
nitrogen and carbon of the cyano group are generated from DMF.

As shown in Scheme 10, the Pd(0) intermediate **A** is formed by electrophilic aromatic palladation which undergoes an electrophilic reaction with **B** to give the intermediates **C** and/or **D**. The intermediates **E** and/or **F** are obtained by reductive

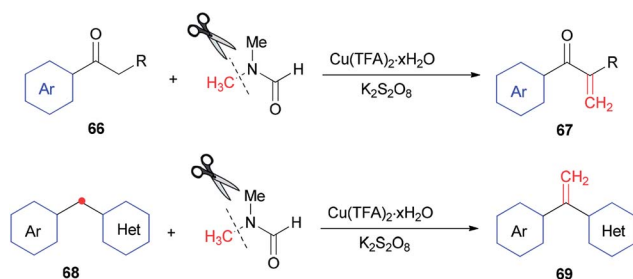


Scheme 26 Synthesis of benzimidazoles 61, quinazolinone 63 and benzoxazole 65.





Scheme 27 Mechanistic proposal for the synthesis of heterocycles containing nitrogen.

Scheme 28 α -Methylation of arylketones **66** and arylvinylpyridines **68**.

elimination of **C** or **D**, respectively. The catalytic cycle is completed by reoxidation of the formed Pd(0) complex to Pd(II) by employing O₂ and/or Cu(II) salts. Likely, the cyano product **22a** is produced either directly from active **C** or through **E** as the intermediate, *in situ*. On the other hand, aldehyde **23a** can be formed by oxidation of intermediate **F**.

Cheap and safe DMF as a CN source and as a solvent was applied in 2015 by Chen and Han for synthesis of the corresponding C3-cyanoindoles **25** *via* direct and selective copper-mediated C3-cyanation of indole C–H bonds under an oxygen atmosphere (Scheme 11). A series of control experiments were performed to clarify the source of the 'CN' unit. There is no doubt that the nitrogen and carbon atoms come from DMF.⁹¹

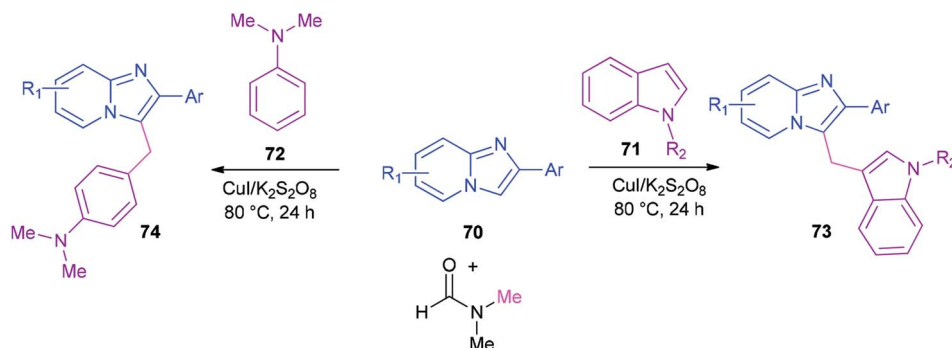
Togo and co-workers generated the corresponding aromatic nitriles **28** by treatment of various aromatic halides **26** and various aromatic compounds **27** in the presence of *n*-BuLi and then DMF, followed by reaction with I₂ in aq NH₃ (Scheme 12).⁹²

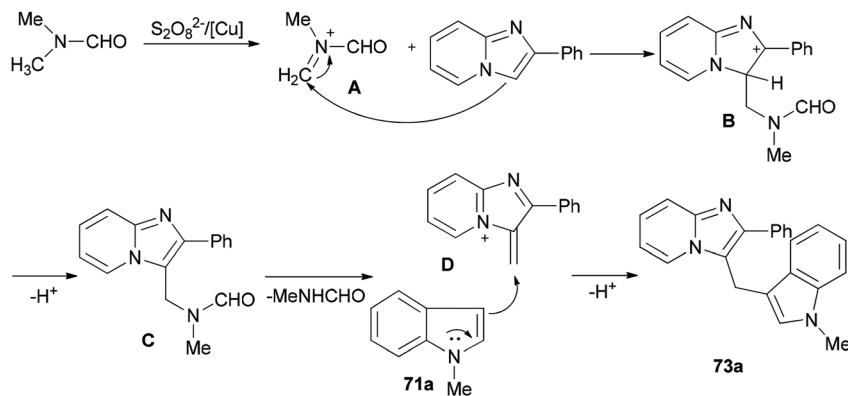
Scheme 13 shows a plausible reaction mechanism for production of the aromatic nitriles **28**. First, aromatic halide **26**, or any aromatic compound **27**, is reacted with *n*-BuLi to afford aryllithium **A**. The second step is formation of the adduct **B** by treatment of **A** with DMF. *N*-Iodo aromatic imine **D** is yielded *via* addition of I₂ or DIH (1,3-diiodo-5,5-dimethylhydantoin), and aq NH₃, followed by reaction with I₂, to afford the aromatic nitrile **28** through HI elimination.

Successfully, Chang and Pawar in 2014 employed DMF and ammonium bicarbonate as a combined source of 'CN' units for the Cu(II)-catalyzed cyanation of electron-rich and fused aryl iodides **29** (Scheme 14).⁹³

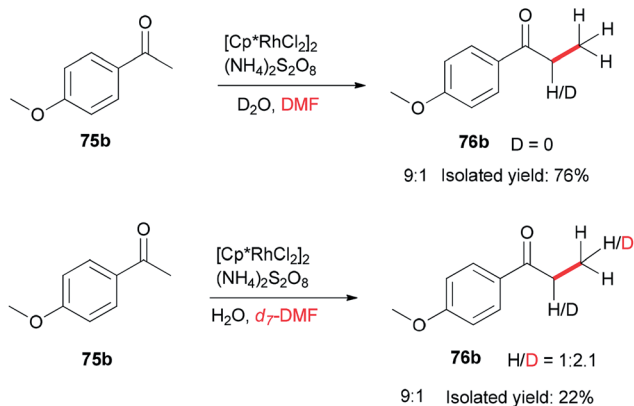
A proposed mechanism for this catalytic cyanation is illustrated in Scheme 15. With respect to the key roles of copper(II) species in the *in situ* production of 'CN' units and subsequent cyanation of aryl halides, Ag₂CO₃ re-oxidizes the resultant copper(I) species under copper-mediated oxidative conditions.

Copper(II) oxide supported on hydroxyapatite [HAP:Ca₅(PO₄)₃(OH)] was used by Venugopal's group as a selective and active catalyst for generation of 'CN' units from NH₄HCO₃ and DMF for the synthesis of aromatic nitriles **32** by safe cyanation of C–H bonds of heteroaryl compounds **31** (Scheme 16).⁹⁴

Scheme 29 Synthesis of heterodiarlylmethanes **73** and **74**.

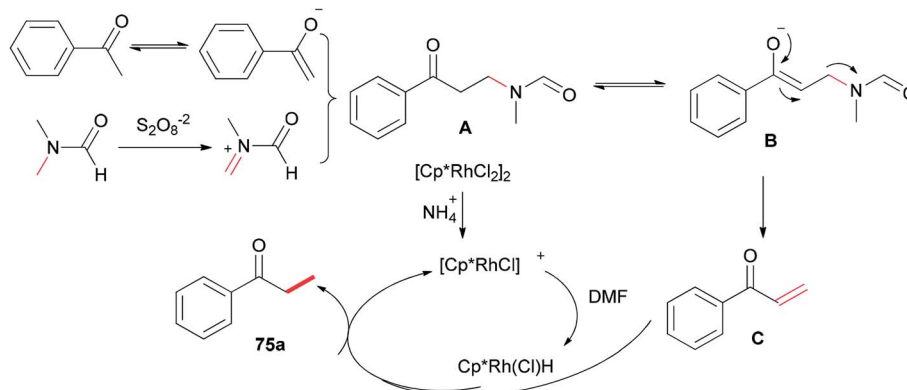
Scheme 30 A possible mechanism for the synthesis of heterodiarlylmethane **73a**.Scheme 31 Rh-catalyzed direct methylation of ketones **75** with DMF.

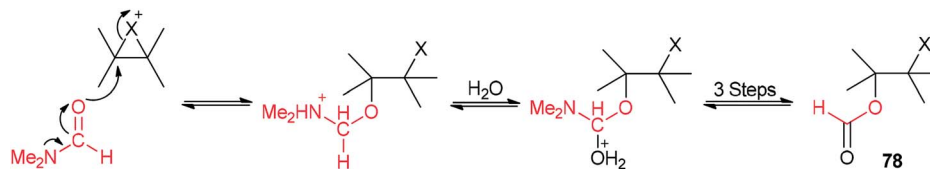
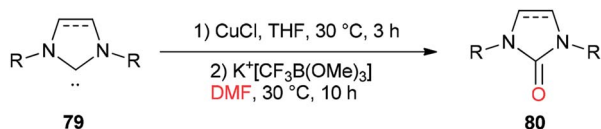
X = Cl (from trichloroisocyanuric acid)
 Br (from N-bromosaccharin)
 I (from I₂/Fe(SO₄)₃)

Scheme 34 Generation of the corresponding β -haloformate **78** by treatment of alkenes **77** with DMF.Scheme 32 Investigation of the reaction mechanism for Rh-catalyzed methylation of ketone **75b**.

A unique pathway for synthesis of monosubstituted nitriles **34** via regioselectivity cyanation at arene C–H bonds using DMF and NH₃ as a combined source of “CN” unit was presented in 2010 by Kim and Chang (Scheme 17).⁹⁵ Isotopic incorporation experiments indicated that the C and N of the “CN” are derived from the *N,N*-dimethyl moiety of DMF and NH₃, respectively.

Kim and co-workers used DMF (source of carbon atom) and NH₄I (source of nitrogen and iodide atoms) in cyanation of aromatic boronic acids **35** and boronate esters **36** under Cu-mediated oxidative conditions (Scheme 18).⁹⁵ The reaction is perceived to proceed in a two-step process: iodination and cyanation.

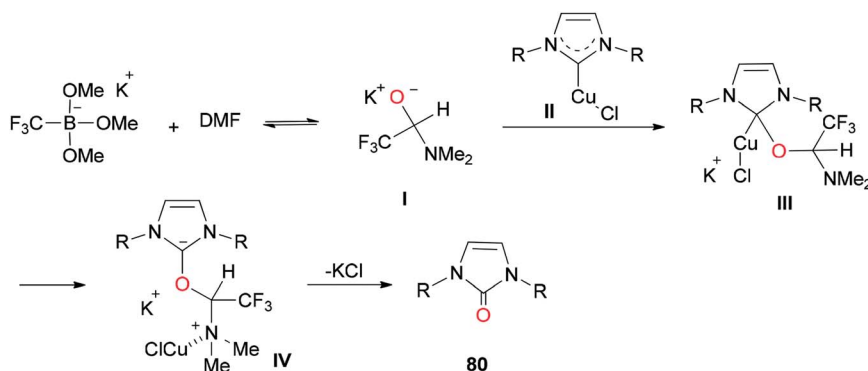
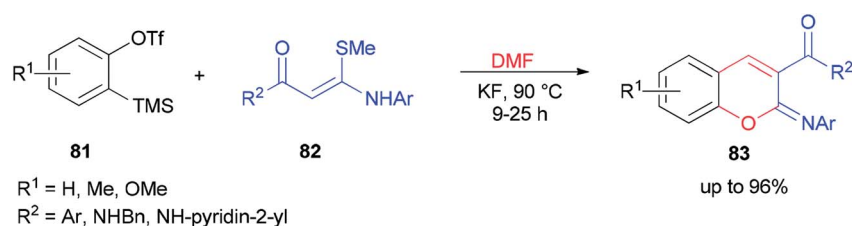
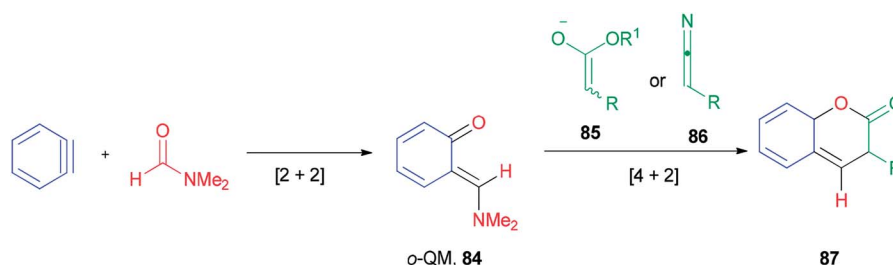
Scheme 33 A probable mechanism for the Rh-catalyzed methylation of ketone **75b**.

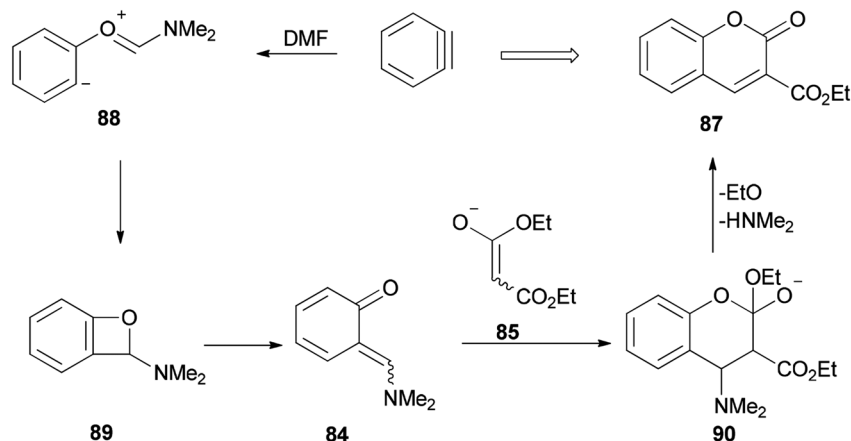
Scheme 35 A mechanism for synthesis of the corresponding β -haloformate **78**.Scheme 36 Formation of complicated imidazolones **80**.

Cyanation of benzenes **38** bearing electron-rich groups on the phenyl ring would be probable because of their talent to perform the initial iodination step. Cyanation of arene C–H bonds was accomplished for the first time by using NH_4I and

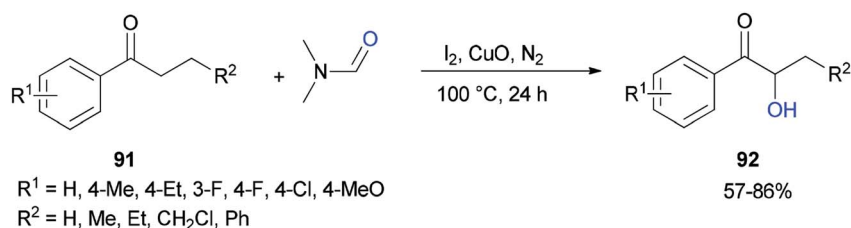
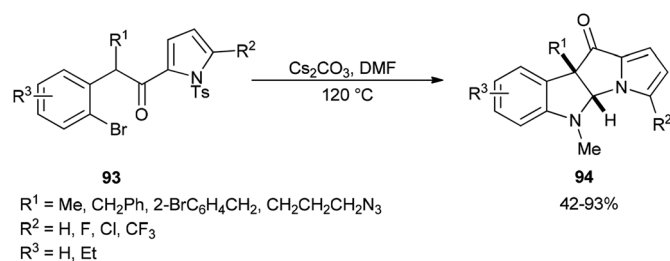
DMF under oxidative copper-mediated conditions (Scheme 19).⁹⁵

In 2013, DMF and iodide as a combined source of a “CN” unit were used by Wang and Chang for cyanation of organosilanes, such as arylsilanes **40**, vinylsilanes **42**, and Hiyama silanes **44** under copper-mediated oxidative conditions (Scheme 20).⁹⁶ As a proposal, the reaction proceeds through two sequential steps: the initial transformation of organosilanes to their corresponding iodo intermediates followed by conventional cyanation.

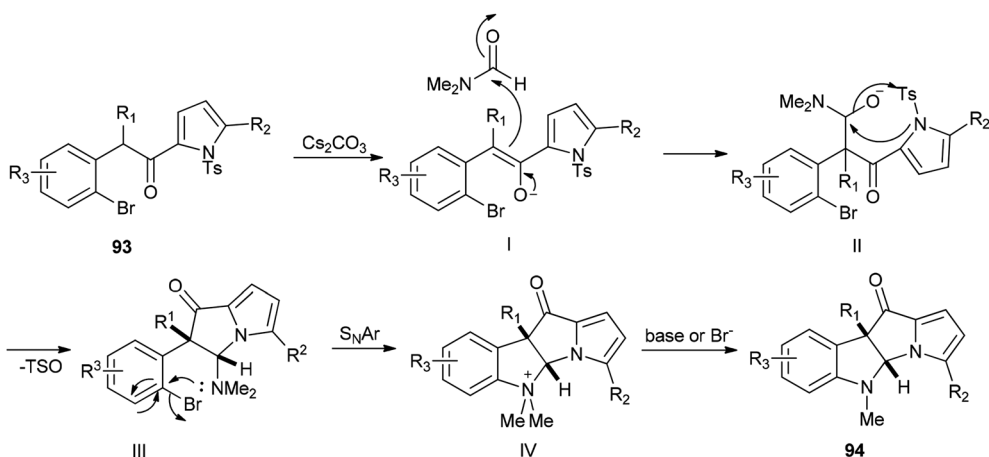
Scheme 37 A mechanistic scheme for the formation of complicated imidazolones **80**.Scheme 38 Synthesis of 2-aryliminochromenes **83**.Scheme 39 Production of coumarins **87**.

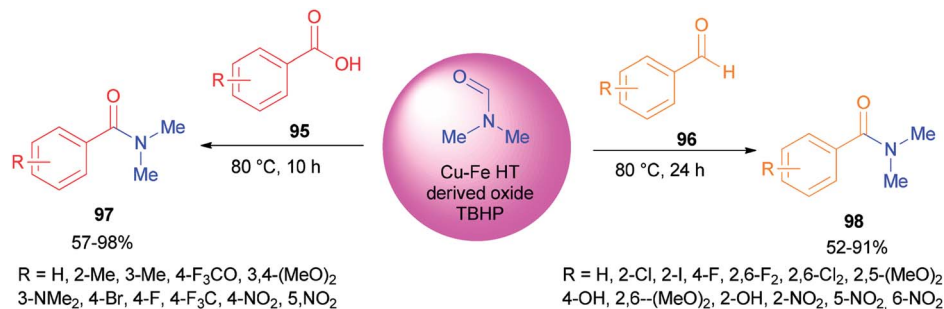
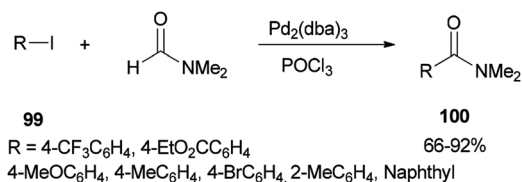
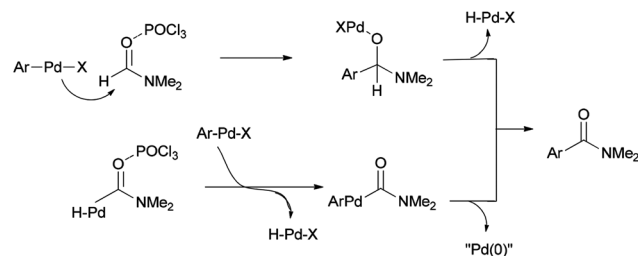


Scheme 40 A mechanism for the production of coumarins 87.

Scheme 41 Synthesis of α -hydroxy arones 92 from α -substituted arones 91.Scheme 42 Formation of dihydropyrrolizino[3,2-*b*]indol-10-one 94.

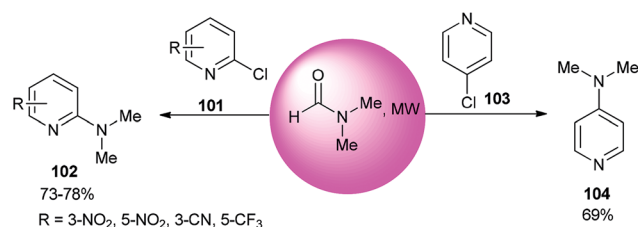
A reaction profile for cyanation of triethoxy(4-methoxyphenyl)silane 46 was presented under the same reaction conditions (Scheme 21). It commenced with 46, which was transformed almost quantitatively to 4-methoxyiodobenzene 47. Then, with the disappearance of 47, formation of 4-methoxybenzonitrile 48 was started. As a matter of fact, when 48 was subjected to reaction conditions, 47 was provided in 74% yield even in the absence of potassium fluoride, proposing that iodoarenes act as a key intermediate in this cyanation process.

Scheme 43 Proposed mechanism for the formation of dihydropyrrolizino[3,2-*b*]indol-10-one 94.

Scheme 44 Amidation of carboxylic acids **95** and substituted benzaldehydes **96** with DMF.Scheme 45 Synthesis of arylcarboxamides **100** from aryl halides **99** and *N,N*-dimethylformamide.Scheme 47 Two other proposed mechanisms for the synthesis of arylcarboxamides **100**.

Preparation of amides from ketoximes is known as the Beckmann rearrangement which is generally carried out at high temperatures and in the presence of large amounts of strong acid. This method is applied both in organic chemistry and chemical manufacturing.⁹⁷⁻¹⁰⁴ Hence, development of a simple, and affordable catalytic system for the Beckmann rearrangement was desired. Su and co-workers synthesized amides **17** *via* Beckmann rearrangement of oximes **50** using Vilsmeier salt reagent $[\text{Me}_2\text{N}^+=\text{CHCl}]$ **49** which was produced from treatment of bis-(trichloromethyl) carbonate (BTC) with DMF in refluxing acetonitrile (Scheme 22).¹⁰⁵ The fact that the reaction yield was reduced in the absence of DMF or an excess of DMF implies that without using DMF, a less reactive adduct was formed and in excess of DMF, a less reactive adduct was formed. Su's group also synthesized nitriles **52** from intermediates **51**.

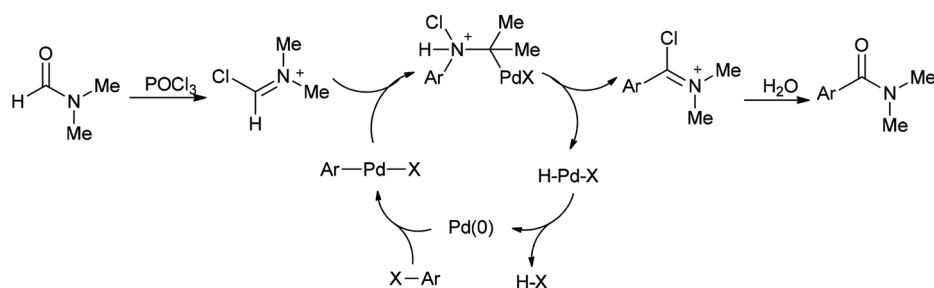
In 1997, Ucar and co-workers achieved and reported the synthesis of a series of symmetrical benzophenone derivatives **55** as single compounds by regioselective Friedel-Crafts C-alkylation reaction of 2(3*H*)-benzoxazolone and 2(3*H*)-

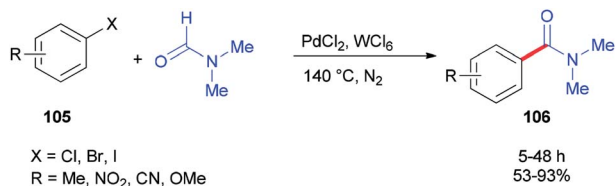


Scheme 48 Reaction of 2- or 4-chloropyridine with DMF.

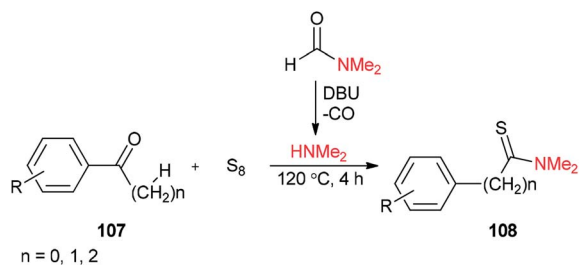
benzothiazolone with carbon tetrachloride (CCl_4) by use of AlCl_3 -DMF reagent (Scheme 23).¹⁰⁶

Guan and co-workers prepared tetra-substituted symmetrical pyridines **57** *via* cyclization of ketoxime carboxylates **56** with *N,N*-dimethylformamide catalyzed by ruthenium under mild reaction conditions (Scheme 24).¹⁰⁷ On the basis of deuterium-labeling experiments accomplished by Guan's group, the

Scheme 46 Proposed mechanism for the synthesis of arylcarboxamides **100**.



Scheme 49 Synthesis of corresponding *N,N*-dimethyl amides **106** from aryl halides **105**.



Scheme 50 Synthesis of thioamides **108** using DMF.

carbon unit is produced by a methyl carbon on DMF as a source of one carbon synthon.

Heterocycles containing nitrogen are widely employed as pharmaceutical and agrochemical agents.¹⁰⁸⁻¹¹⁰ They also extensively act as antibacterial, antiviral, antitubercular, anti-cancer, antihistaminic, anti-inflammatory, and antihypertensive agents as well as plant growth regulators.¹¹¹⁻¹¹⁶ As a new metal-free catalytic system, generation of a series of heterocycles containing nitrogen including benzothiazoles **59**, benzimidazoles **61**, quinazolinone **63**, and benzoxazole **65** were achieved and reported through cyclization of *ortho*-substituted aniline derivatives with DMF using B(C₆F₅)₃ along with CO₂ (Schemes 25 and 26).¹¹⁷

A mechanistic proposal for this reaction is outlined in Scheme 27. First, B(C₆F₅)₃ activates DMF through electrostatic interaction. Next, formylated intermediate **A** provided by nucleophilic attack of substrates undergoes intramolecular nucleophilic cyclization and loss of H₂O to yield products **C**. Simultaneously, released dimethylamine is treated with CO₂ and silane to give the trimethylamine product which pushes the reaction to the right; as a result, the reaction is greatly promoted to proceed to completion.

In 2014, Lei and co-workers reported a simple method for the synthesis of terminal olefins including arylvinylketones **67** and arylvinylpyridines **69** by Cu-catalyzed direct oxidative Csp³-H methylation of arylketones **66** and 1-aryl-1-pyridinemethanes **68**, respectively, using DMF as one the sources of carbon and as a solvent (Scheme 28).¹¹⁸ Investigation of a preliminary mechanism shows that CH₂ comes from DMF (N-CH₃).

Syntheses of heterodiarlylmethanes **73** and **74** was achieved by Hajra and co-workers in 2016 through a copper-catalyzed coupling reaction of imidazo[1,2-*a*]pyridines **70** using DMF as a methylenating reagent (Scheme 29).¹¹⁹ A series of 3-(1*H*-indol-3-ylmethyl)-imidazo[1,2-*a*]pyridine derivatives **73** were prepared

under aerobic reaction conditions. This method is also appropriate to prepare (4-imidazo[1,2-*a*]pyridin-3-ylmethyl)(phenyl) dimethylamines **74**. The current methodology opens a new way for synthesis of important building blocks of the heterodiarlylmethanes. A possible mechanism for this reaction was proposed (Scheme 30).¹¹⁹

Xue and co-workers in 2014 presented a highly effective protocol which allows rhodium-catalyzed direct methylation of ketones **75** using DMF (Scheme 31).¹²⁰ Mechanistic studies indicate that the DMF plays dual roles: as the source of carbon for methylation and source of hydrogen for the rhodium-catalyzed reduction of the methylene into a methyl group.

To gain insight into the reaction mechanism, deuterium labeling experiments were accomplished. Replacing H₂O with D₂O did not significantly affect the product yield. When DMF was exchanged to *d*₇-DMF, the reaction became significantly slower. Thus, it is suggested that the newly formed methyl group is derived from DMF due to a *H/D* ratio of 1 : 2.1 observed on the newly assembled methyl group (Scheme 32).

A probable mechanism was proposed which is illustrated in Scheme 33. Persulfate oxidizes DMF to give an iminium intermediate. The intermediate **A** generated by attack of enolate is converted to intermediate **B** followed by C-N bond cleavage to create unsaturated ketone intermediate **C**. Next, the latter is reduced through a Rh-H complex, which is probably created from dehydrogenation of DMF by [Cp**Rh*Cl₂]₂, leading to the methylated product **75a**, with the transfer process a methyl group from DMF to the ketone. In the reduction step, (NH₄)₂S₂O₈ can help the dissociation of Cl from Rh(III) through hydrogen bonding with its NH₄⁺ ion.

The corresponding β-haloformates **78** were generated in high regio- and stereoselectivity by treatment of alkenes **77** with DMF in the presence of sources of electrophilic halogens (trichloroisocyanuric acid or *N*-bromosaccharin or I₂/Fe₂(SO₄)₃) followed by addition of water (Scheme 34).¹²¹

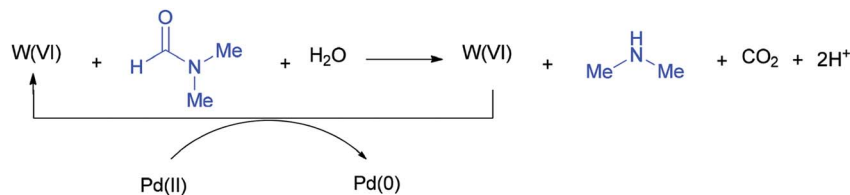
A mechanistic scheme for this transformation is shown in Scheme 35. The halonium ion intermediate is converted to an iminium ion by nucleophilic attack of the oxygen of DMF. Then, the hydrolysis of iminium ion yields the β-haloformate.

In 2013, a unique and efficient method was reported by Chen and co-workers for the formation of complicated imidazolinones **80** from carbene complexes **79** *via* an oxygen-atom insertion reaction of NHC-copper complexes using DMF as the source of oxygen (Scheme 36).¹²²

A mechanistic scheme for the formation of complicated imidazolinones **80** is presented in Scheme 37. The negative oxygen ion intermediate **I** generated by reaction of the trifluoromethyl borate salt with DMF is transformed to less stable complex **III** through oxygen-atom insertion of NHC-copper complex **II**. Next, the copper chloride is dissociated and the carbanionic intermediate **IV** is produced in a similar path to Zhou's mechanism.^{123,124} At the late stage, **IV** undergoes a C-N bond cleavage, leading to the desired product **80**.

After a couple of years, Li and co-workers synthesized 2-aryliminochromenes **83** by a transition-metal-free reaction between arynes, *N,S*-keteneacetals **82** and dimethylformamide,





Scheme 51 Conversion of W(vi) to W(iv) using DMF.

where dimethylformamide acts as a source of oxygen to form chromeneskeleton **83** (Scheme 38).¹²⁵

Ortho-Quinone methide **84** produced by [2 + 2] cycloaddition of aryne with DMF was efficaciously coupled with ester enolates or ketenimine anions under a [4 + 2] cycloaddition to provide direct access to various coumarins **87**, which included integral and key parts of active biological compounds and pharmaceuticals (Scheme 39).¹²⁶

The mechanism of this reaction is depicted in Scheme 40 and begins with a nucleophilic attack of oxygen of DMF to benzyne to afford the resulting zwitterion (**88**)¹²⁷ which is subjected to intramolecular cyclization to furnish benzoxete **89**. Then, an *ortho*-quinone methide **84** is obtained from **89** by electrocyclic ring-opening [4 + 2]. Cycloaddition of **84** with an enolate of **85**, and then by elimination of a dimethylamine and ethoxide, gives **87**.

Liu and co-workers in 2017 used DMF as a source of oxygen for the production of α -hydroxy arones **92**. Treatment of propiophenones **91** with DMF *via* α -hydroxylation reaction in the presence of iodine, copper oxide, and N₂ afforded the corresponding α -hydroxylated products **92** (Scheme 41).¹²⁸ The results demonstrated that the electronic effects of the substituents on the phenyl ring played a key role in this reaction. Among different copper species, CuO was found to be the most efficient oxidant.

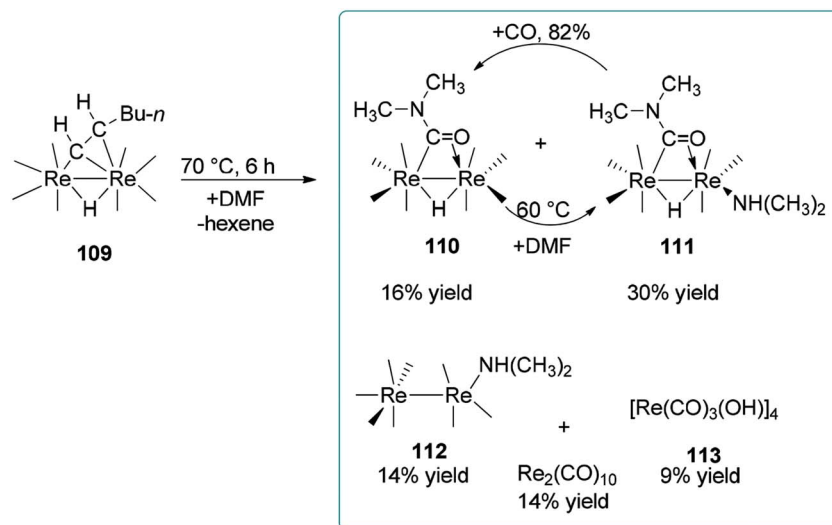
The formation of dihydropyrrolizino[3,2-*b*]indol-10-ones **94** was accomplished *via* a Cs₂CO₃-promoted cascade reaction of *N*-tosyl-2-(2-bromophenylacetyl)pyrroles **93** with DMF in absence of any exogenous transition metal catalyst or ligand (Scheme 42).¹²⁹

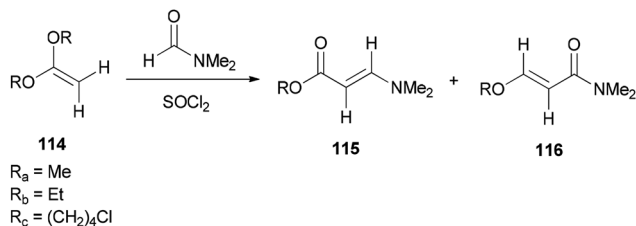
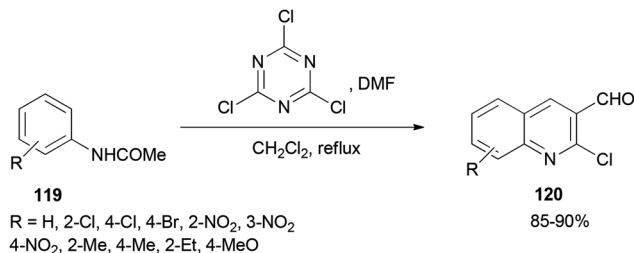
A plausible mechanism for this transformation is suggested through nucleophilic attack of DMF with enolate and pyrrolyl nitrogen followed by formation of C–N bond (Scheme 43).

Recently, carboxylic acids **95** and substituted benzaldehydes **96** were amidated with DMF as a source of NMe₂ in the presence of TBHP as an oxidant and Cu–Fe hydrotalcite-derived (HT-derived) as a catalyst by Priya and co-workers (Scheme 44).¹³⁰ Cu–Fe HT-derived oxide which is highly active, is prepared from hydrotalcite-like materials formed by co-precipitation of Cu and Fe followed by calcination.

In 2002, Nozaki and co-workers presented a novel and brief strategy to synthesize arylcarboxamides **100** from aryl halides **99** and *N,N*-dimethylformamide both as an amide source in one step and as a solvent without the need for using carbon monoxide **100** (Scheme 45).¹³¹

A mechanism for the synthesis of arylcarboxamides **100** has been proposed. Initially, Heck-type addition of aryl halide to C–N double bond in iminium species [Me₂N⁺=CHCl][Cl₂P(=O)O⁻] occurs which is followed by β -hydride elimination. It also is likely this reaction take place through oxidative addition of aryl

Scheme 52 Products obtained from the reaction of **109** with DMF.

Scheme 53 Generation of alkyl (*E*)-3-(dimethylamino)acrylates **115**.Scheme 56 Synthesis of 2-chloroquinoline-3-carbaldehydes **120** by cyclization of acetanilides **119**.

halide to Pd(0) under reaction conditions to yield the arylpalladium halide (Scheme 46).¹³²

Two other proposed mechanisms are shown in Scheme 47. In the second mechanism, an amide product was produced through nucleophilic addition of arylpalladium halide to carbonyl activated with POCl_3 (a Lewis acid) followed by β -hydride elimination. In the third mechanism, the reaction can be performed through oxidative addition of C–H bond of *N,N*-dimethylformamide and then by an exchange process and reductive elimination. The insertion of Ar–X to Ar–Pd–CONMe₂, instead of the exchange furnished Pd(IV) may be an alternative and key precursor for the reductive elimination of product. It is important to note that in these three proposed mechanisms no base was used although in conventional examples, presence of a base for the regeneration of Pd(0) species from H–Pd–X is required.

The reaction of 2- or 4-chloropyridine with DMF as an amine source and solvent under refluxing conditions afforded aminopyridines (Scheme 48).¹³³

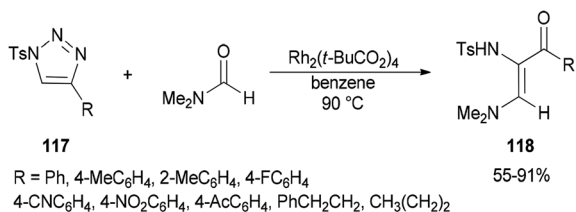
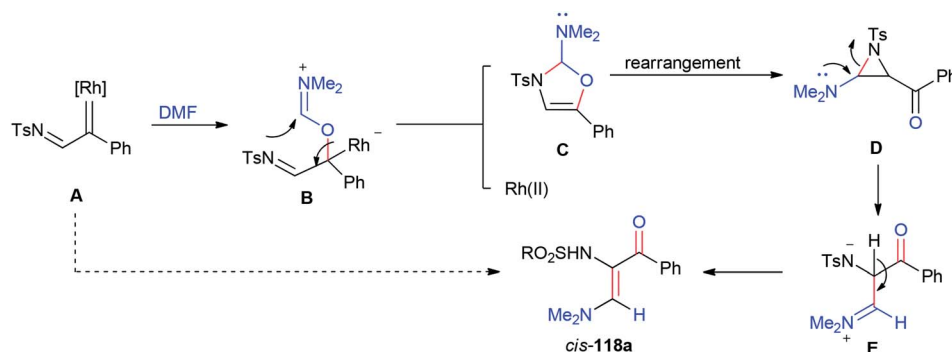
In 2014, Iranpoor and co-workers used WCl_6/DMF as a Vilsmeier iminium type intermediate and a reducing system for

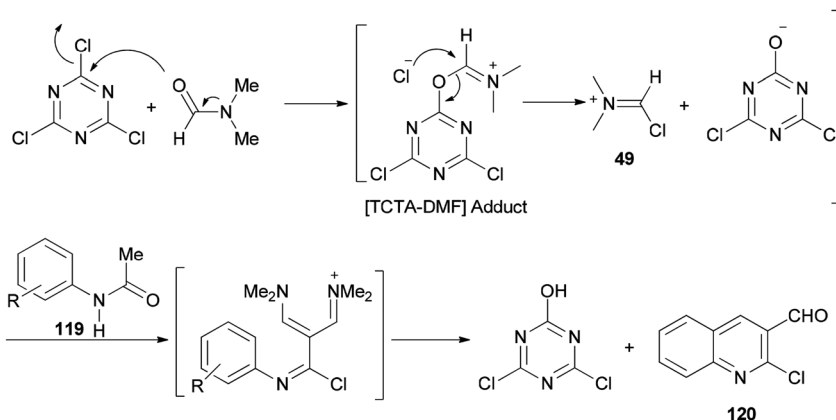
generation of Pd(0) in aminocarbonylation of aryl halides **105**. In this reaction, the corresponding *N,N*-dimethyl amides **106** were synthesized *via* treatment of aryl halides **105** (iodides, bromides, as well as chlorides) with *N,N*-dimethylformamide, using PdCl_2 as a pre-catalyst without any phosphorous ligand under standard conditions (Scheme 49).¹³⁴ Among metal halides, tungsten hexachloride (WCl_6) was the most efficient. Reasonably, the Pd(II) was easily reduced to Pd(0) using WCl_6/DMF in comparison with other metal halides (MoCl_5 , ZrOCl_2 , ZrCl_4 , TiCl_4 , or FeCl_3) in DMF.

Thioamides **108** were produced in 2015 by Liu and co-workers from compounds **107**, octasulfur and dimethylamine which was prepared *in situ* from DMF through a base-induced cleavage (Scheme 50).¹³⁵

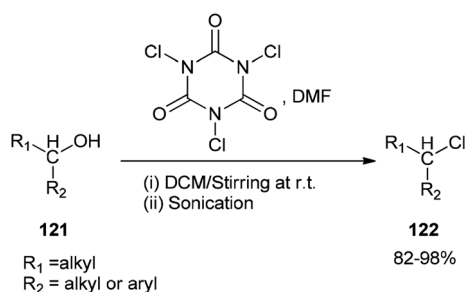
According to literature results, DMF acts as a reducing agent for the reduction of Ag(I) to Ag(0). On this basis, DMF can act as a reducing agent for the transformation of W(VI) to W(IV) which in turn acts as a reducing agent for the conversion of Pd(II) to Pd(0) (Scheme 51).¹³⁶

For the first time, Adams and Dhull reported the binuclear oxidation addition of a formyl C–H bond of DMF to produce a η^2 -bridging formamido ($\text{O}=\text{CNMe}_2$) ligand with the C atom bonded to one rhenium (Re) atom and the O atom bonded to the other rhenium atom (Scheme 52).¹³⁷ Elimination of hexane under heat in the presence of DMF led to three novel dirhenium products **110–112**. Generation of small amounts of $[\text{Re}(\text{CO})_3(-\text{OH})_4]$ **113**, $\text{HRe}(\text{CO})_5$, and $\text{Re}_2(\text{CO})_{10}$ were the result of reactions of **109** and **110** with traces of H_2O in the DMF reagent.¹³⁸

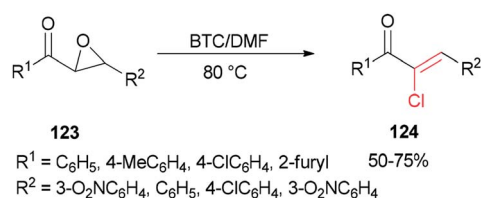
Scheme 54 Formation of *cis*-diamino enones **118** from *N*-sulfonylated 1,2,3-triazoles **117**.Scheme 55 A plausible mechanism for the formation of **118a**.



Scheme 57 A mechanistic proposal for the synthesis of 2-chloroquinoline-3-carbaldehydes **120**.



Scheme 58 The smooth conversion of alcohols **121** to their corresponding alkyl chlorides **122**.



Scheme 60 Synthesis of (*Z*)-2-chloro-1,3-diarylpropen-1-ones **124**.

Bates's group presented a one-step method for the generation of alkyl (*E*)-3-(dimethylamino)acrylates **115** by reaction of ketene acetals **114** with DMF (Scheme 53).¹³⁹

Incorporation of all the atoms of a DMF molecule into the product was achieved by a formal stereoselective 1,2-insertion of rhodium(II) azavinyl carbenes, produced *in situ* from *N*-sulfonylated 1,2,3-triazoles **117** using $\text{Rh}_2(t\text{-BuCO}_2)_4$, into the C=O double bond of DMF to provide *cis*-diamino enones **118** (Scheme 54).¹⁴⁰

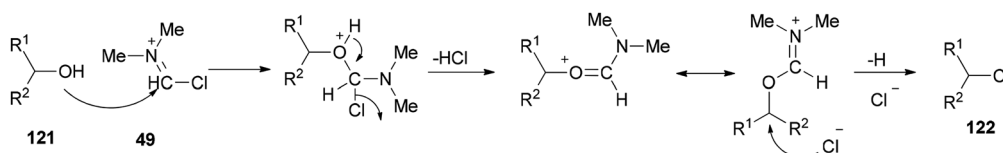
A plausible mechanism for the formation of **118a** is illustrated in Scheme 55. Rhodium-iminium zwitterionic **B** prepared by stereoselective 1,2-insertion of **A** into the C=O bond of DMF resulted in the formation of 2-amino-4-oxazoline **C** as a product. The latter is rearranged to give aziridine **D**. At last, the synthesis of stable vinylogous enamino ketone **118a** is completed by conversion of intermediate **D** by ring-opening and deprotonation.

2-Chloroquinoline-3-carbaldehydes **120** were synthesized by Rajanna and co-workers through cyclization of acetanilides **119** with 2,4,6-trichloro-1,3,5-triazine/*N,N*-dimethylformamide (TCTA/DMF) adduct as a Vilsmeier-Haack type reagent under conventional and ultrasonically assisted reaction conditions (Scheme 56).¹⁴¹ The reaction time under sonication is reduced in comparison to when reactions are performed under conventional reaction conditions.

The mechanism starts with preparing [TCTA-DMF] adduct which is converted to (chloromethylene)dimethyliminium. The reaction of the cationic intermediate with acetanilide **119** furnished the 2-chloroquinoline-3-carbaldehydes **120** (Scheme 57).

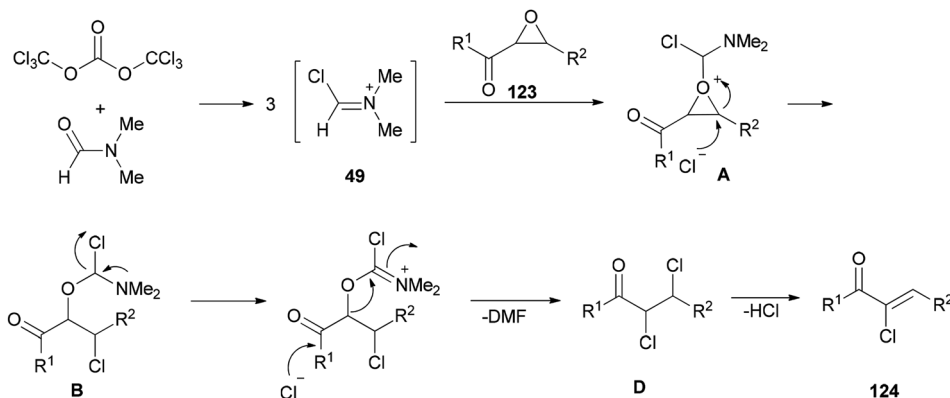
As a mild method, the smooth conversion of alcohols **121** to their corresponding alkyl chlorides **122** were accomplished and reported by Venkanna and co-workers in 2015 in the presence of TCCA/DMF in high yields with a relatively short reaction time (Scheme 58).¹⁴²

As shown in Scheme 59, by addition of alcohol **121** to Vilsmeier-Haack (VH) complex **49**, an interaction occurs between the hydroxyl group of the alcohol and chloromethyleneiminium species (cationic species) which is followed by nucleophilic



Scheme 59 A mechanistic proposal for chlorodehydration using TCCA/DMF.





Scheme 61 Proposed mechanism for the formation of (Z)-2-chloro-1,3-diarylpropen-1-ones **124**.

attack of chloride ion to generate the desired chloride **122**. On the basis of observed stereochemical results, the reaction probably occurs through S_N2 reaction mechanism.

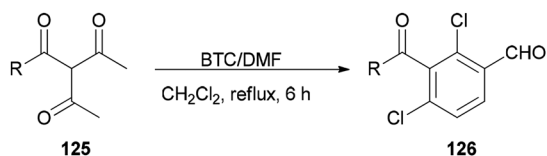
For years, the Vilsmeier reaction has been used to achieve a key transformation such as formylation.^{143–146} There are reports of annulation of aliphatic substances including acyclic ketones,^{147–151} α,β -epoxy ketones,¹⁵² cyclohexenones,^{148,153} and *etc.*^{154–158} into their aromatic compounds upon treatment with $POCl_3/DMF$ as the Vilsmeier reagent. Generally, phosgene ($COCl_2$) and phosphorus oxychloride ($POCl_3$) are toxic reagents which are employed in traditional Vilsmeier–Haack reactions.¹⁵⁹

Therefore, BTC/DMF (bis(trichloromethyl) carbonate/*N,N*-dimethylformamide) adduct was used in 2007 as a Vilsmeier reagent for the effective synthesis of (Z)-2-chloro-1,3-diarylpropen-1-ones **124** from 2,3-epoxy-1,3-diarylpropan-1-ones **123**, which were readily obtained by oxidation of

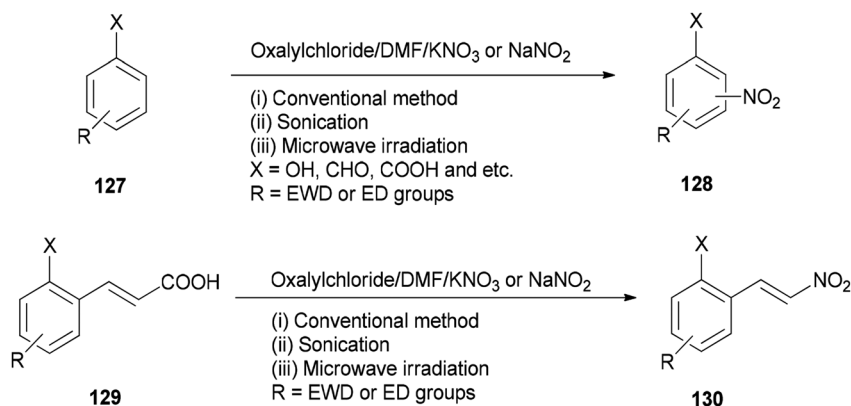
chalcones using hydrogen peroxide as an oxidant (Scheme 60).¹⁶⁰ The availability of starting materials and simplicity of manipulation make the present protocol a complement for an attractive synthetic method for academic research and potential applications.

The mechanism of the formation of (Z)-2-chloro-1,3-diarylpropen-1-ones **124** could be explained by an initial reaction of BTC with DMF to generate halomethylene iminium salts **49** followed by coordination with 2,3-epoxy-1,3-diarylpropan-1-ones **123** to furnish intermediates oxiranium **A**, as shown in Scheme 61. Next, intermediates **B** produced by attack of previously released halide anion from the Vilsmeier reagent on the benzyl position of **A** led to obtain dichloride **D**. At the end, one molecule of HCl from compound **D** is eliminated to yield the desired products **124**.

Su and co-workers presented a convenient method for the production of a series of substituted aromatic compounds **126** using BTC/DMF as Vilsmeier reagent in refluxing dichloromethane (Scheme 62).¹⁶¹ When reaction temperature was increased, decreasing yield and reaction complexity was observed. As an example, the reaction did not occur in DMF. Hence, the best results were obtained by using BTC/DMF in refluxing CH_2Cl_2 for 6 h.

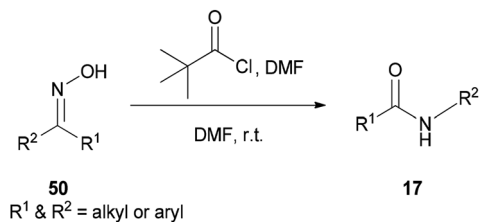


Scheme 62 Production of aromatic compounds **126** under Vilsmeier conditions.



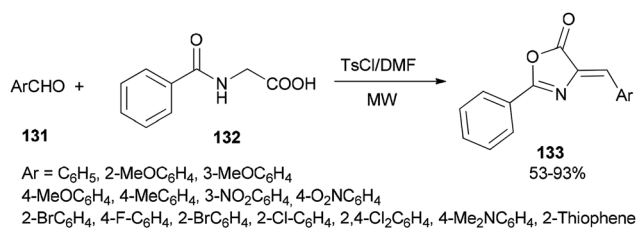
Scheme 63 Generation of corresponding nitro derivatives **128** and **130**.





Scheme 64 Conversion of ketoximes **50** to their corresponding amides **17**.

As a methodology, generation of the corresponding nitro derivatives **128** and **130** was reported and achieved *via* nitration of aromatic compounds **127** and cinnamic acids **129** with (COCl)₂/DMF using KNO₃ or NaNO₂ under microwave and ultrasonic conditions, respectively (Scheme 63).¹⁶² In this transformation, the use of microwave and ultrasonic irradiation lead to enhancing the yield of products and reducing reaction time. The main advantages of this present methodology are: (i) work-up procedure is simple; (ii) the products are prepared



Scheme 65 Synthesis of azlactone derivatives **133**.

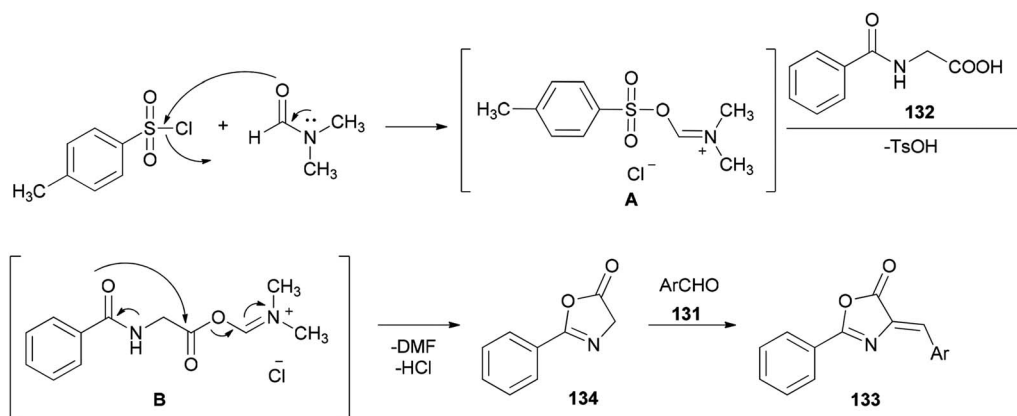
from readily available and economically cheap reagents; (iii) yields are excellent; and (iv) the reaction time is short.

A new protocol for mild, efficient, and general conversion of ketoximes **50** to their corresponding amides **17** was developed by Narahari and co-workers in 2011 through a Beckmann rearrangement using an inexpensive and nontoxic reagent (pivaloyl chloride/DMF complex) in DMF as the solvent (Scheme 64).¹⁶³ Classical Beckmann rearrangements were generally performed in the presence of strongly acidic and dehydrating media at high temperatures^{97,164-166} while formation of a pivaloyl chloride/DMF complex in this method was achieved at room temperature without the use of acid.

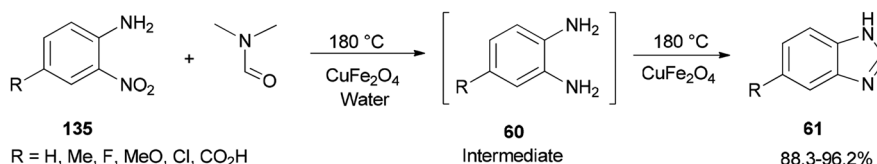
A simple and efficient protocol was designed and reported by Moghanian's group in 2012 for synthesis of azlactone derivatives **133** through a condensation reaction of aromatic aldehydes **131** with hippuric acid **132** using a TsCl and DMF system as condensing agent under microwave irradiation (Scheme 65).¹⁶⁷ In order to obtain appropriate conditions for this reaction, different bases, such as DMF, pyridine, sodium acetate, and triethylamine were examined in the presence of TsCl under microwave irradiation. Among the bases, DMF gave the best result.

Scheme 66 shows a possible mechanism for synthesis of azlactone derivatives **133**. The first step involves the formation of the Vilsmeier adduct **B** from the treatment of hippuric acid **132** with TsCl and DMF. Then, the intermolecular cyclization of intermediate **B**, produced the azlactone **134** based on good evidence *via* Erlenmeyer synthesis.^{168,169} Finally, aldol condensation of **134** with carbonyl compounds **131** afforded the desired compounds **133**.

Quite recently, Yadav and Rasal presented an economical synthetic protocol for preparation of benzimidazoles **61** from *o*-

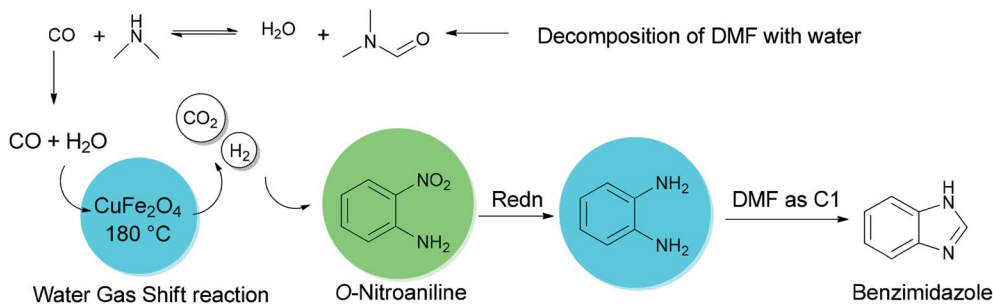


Scheme 66 The most possible mechanism for synthesis of azlactone derivatives **133**.

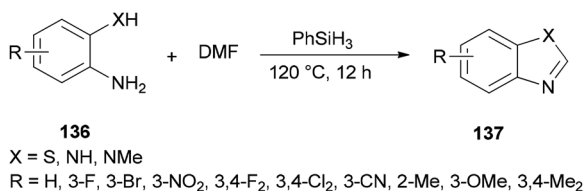


Scheme 67 Synthesis of benzimidazoles **61** from *o*-nitroanilines **135**.





Scheme 68 Mechanistic scheme for a one-pot synthesis of benzimidazoles 61.

Scheme 69 Synthesis of heterocycles 137 from *o*-phenylenediamines 136 and DMF.

nitroanilines **135** using *N,N*-dimethylformamide as the source of C1 and magnetically separable CuFe_2O_4 as a cheap and recyclable catalyst in a one pot reaction with 100% conversion in 12 h with 97.5% selectivity (Scheme 67).¹⁷⁰

A mechanistic scheme for a one-pot synthesis of benzimidazoles **61** is shown in Scheme 68. The reaction commences with decomposition of DMF to CO and NMe_2 . Next, H_2 and CO_2 are formed from the *in situ* generated CO under water gas shift reaction (WGSR) conditions using CuFe_2O_4 . The NO_2 group in *o*-nitroaniline is converted to NH_2 group in *o*-phenylenediamine *via* reduction using H_2 and CuFe_2O_4 . The resulting compound is cyclized in the presence of DMF as a C1 source to afford benzimidazole.

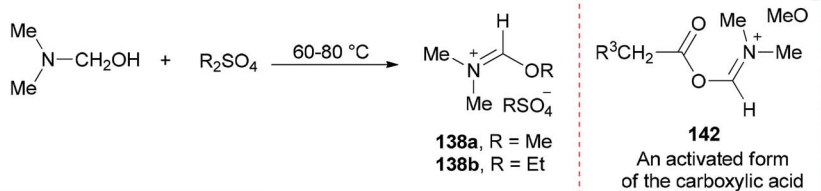
Liu and co-workers reported the synthesis of heterocycles **137** from 2-phenylenediamines **136** and DMF using PhSiH_3 as the only promoter without the need for any other catalysts or additives under metal-free conditions (Scheme 69).¹⁷¹

3. DMF as a catalyst

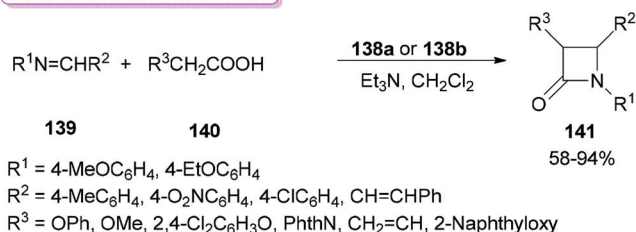
Alkoxyethylene-*N,N*-dimethyliminium salts were exploited in the catalysis of the Beckmann rearrangement,¹⁷² preparing 3-acylated indolizines,¹⁷³ and synthesis of benzylidene acetals of mono- and disaccharides.¹⁷⁴

Formation of 2-azetidinones **141** *via* a unique reaction between Schiff bases, substituted acetic acids, and alkoxyethylene-*N,N*-dimethyliminium salts was reported by Jarrahpour and co-workers in 2009 (Scheme 70).¹⁷⁵ The remarkable advantages of this method include low cost, mild reaction conditions, and non-use chlorinating agents as well as easy purification of the products. Treatment of DMF with Me_2SO_4 or Et_2SO_4 afforded methoxy- or ethoxy-methylene-*N,N*-dimethyliminium salts **138a,b** (Scheme 70, part A). It should be noted that Me_2SO_4 or DMF alone is inactive. The obtained salt **138a** from DMF/ Me_2SO_4 showed better activity than derived salt **138b** from DMF/ Et_2SO_4 (Scheme 70, part B). The best results were gained

Part A: Preparing of methoxy- and ethoxy-methylene-*N,N*-dimethyliminium salts

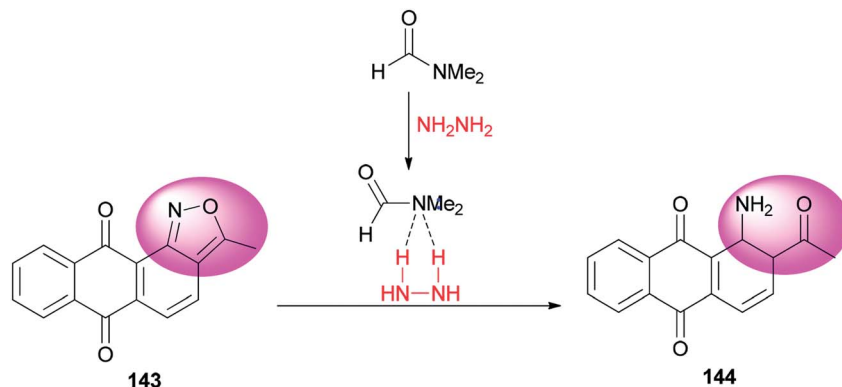


Part B: Synthesis of β -lactams



Scheme 70 Formation of 2-azetidinones 141.



Scheme 71 Synthesis of 1-amino-2-acetylantraquinone **144**.

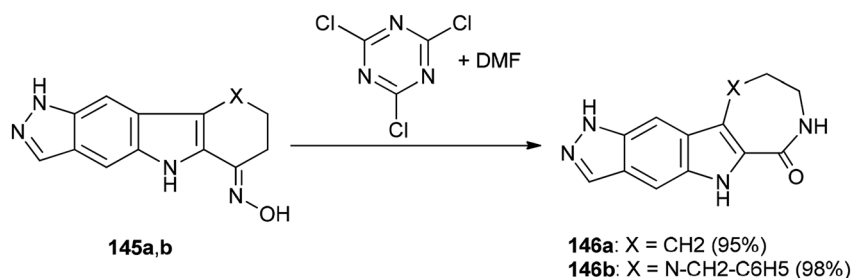
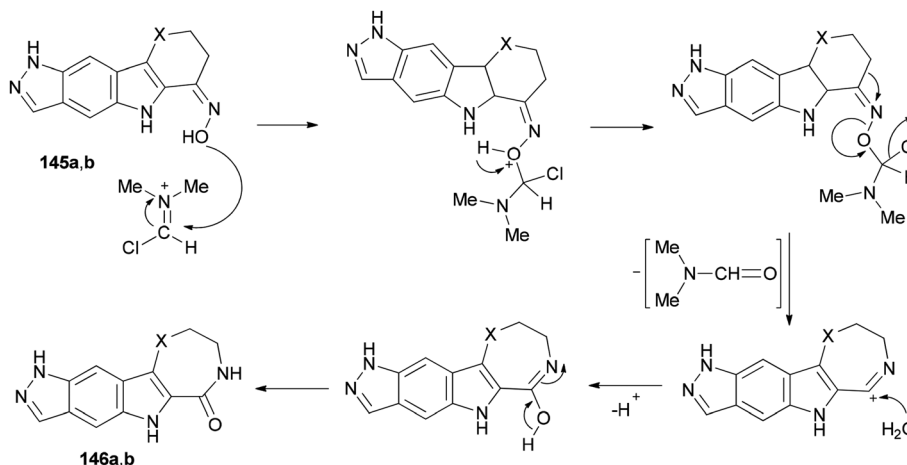
when DMF and Me_2SO_4 were used at room temperature. As a proposal, the reaction just progressed through generation of an activated form of the carboxylic acid **142** which in the following, the corresponding ketene is prepared under deprotonation and loss of DMF from **142**.

A clean, facile and highly efficient pathway for synthesis of 1-amino-2-acetylantraquinone **144** (95.0% selectivity) by DMF-promoted reductive ring-cleavage of an isoxazole motif-containing 3-methyl-anthra-[1,2-*c*]-isoxazol-6,11-dione **143** was presented by Zhao and co-workers (Scheme 71).¹⁰ *N,N*-Dimethylformamide in this transformation plays dual roles as

catalyst and reaction media. The catalytic effect of DMF occurs from formation of a $\text{H}_2\text{N-NH}_2/\text{DMF}$ complex by hydrogen bonding.

Singh and co-workers in 2013 achieved and reported a very mild protocol for regioselective synthesis of the corresponding azepine **146a** and 1,4-diazepine **146b** through a Beckmann rearrangement of ketoximes of pyrazolo annulated oxocarbazole **145a** and oxoazacarbazole **145b** with an organocatalyst derived from DMF and TCTA (Scheme 72).¹²

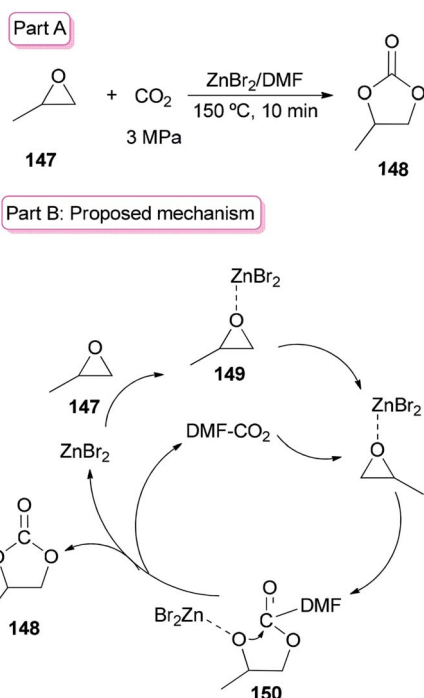
Scheme 73 shows a rational mechanistic pathway for formation of **146a,b** from **145a,b**. The reaction was carried out

Scheme 72 Regioselective synthesis of the corresponding azepine **146a** and 1,4-diazepine **146b**.Scheme 73 Mechanistic pathway for the formation of **146a,b** from **145a,b**.

through preparation of a complex derived from TCT as a cheap reagent and DMF, that allowed the Beckmann rearrangement to be accomplished with **145a,b** to yield **146a,b**, respectively.

Sun and co-workers prepared the cyclic carbonate **148** by cycloaddition of propylene oxide **147** with CO₂ catalyzed by ZnBr₂/DMF in 2005 (Scheme 74, part A).⁴² ZnBr₂ coupled with a small amount of DMF was converted to highly active species. Interestingly, DMF in a small amount interacted as a co-catalyst with CO₂ in the gas phase while in a large amount, served as activator and solvent of CO₂ in the liquid phase. Propylene carbonate **148** was produced in 56.5% yield with 100% selectivity using 3 MPa of CO₂. The ZnBr₂/DMF catalyst reported herein compared to the other reported catalysts, is facile available and cost-effective. This catalyst also showed high selectivity/activity, simultaneously. A probable catalytic cycle is proposed in Scheme 74, part B. The reaction began through coordination of PO with ZnBr₂ to provide the adduct of zinc-epoxide complex **149**, which simply gave a propylene oxide open ring; next, the oxy anion of complex **150** was generated by attack of the carboxylate anion (which is formed by CO₂ activated with DMF) to the less hindered carbon atom of PO; at the late stage, the propylene carbonate **148** is produced by attack of oxy anion to DMF bonded CO₂ and breaking of the bond Zn–O concurrently, followed by cyclic elimination, in an intermolecular fashion.

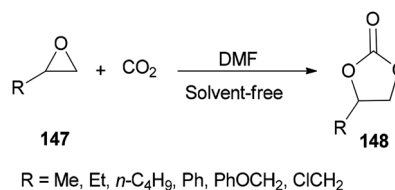
DMF is a simple, small molecule, and cost-effective organic catalyst which was used for the synthesis of cyclic carbonates **148** *via* coupling reaction of epoxides **147** with CO₂ under solvent-free conditions by Jiang and Hua in 2006 (Scheme 75).⁴³



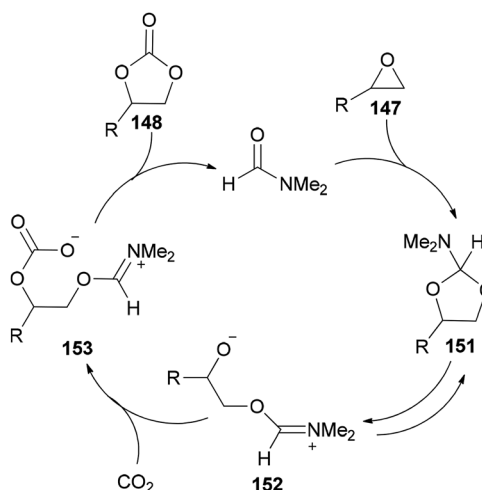
Scheme 74 Cycloaddition of propylene oxide **147** with CO₂ using ZnBr₂/DMF.

Scheme 76 displays a probable mechanism for this transformation. The conversion of **151** to imine salt **152** and then its reaction with CO₂ afforded the intermediate **153**. Finally, the formation of C–O bond provides cyclic carbonate **148** and regenerates DMF.

In recent years, metal oxides as inexpensive and simple heterogeneous catalysts have been developed,¹⁷⁶ while their big draw backs were noticeable.^{176–180} For instance: (1) the use of much higher catalyst/substrate ratios to metal oxides was frequently required; (2) usage of large amounts of a toxic solvent was frequently needed for metal oxides; and (3) they displayed a low activity/selectivity for cycloaddition of CO₂. To solve problems of the metal oxides, they were loaded onto mesoporous SBA-15. In this method, the surface of metal oxides enhanced the reaction and the amount of metal oxides used decreased. In addition, a small amount of DMF was applied as a catalyst instead of a large amount of organic solvent. Zn/SBA-15 (0.15) as the catalyst formed *via* a one-pot synthetic method was used for cycloaddition reaction of CO₂ to propylene oxide (PO) **147** in the presence of DMF to give propylene carbonate (PC) **148** in excellent yield (92.3%) (Scheme 77, part A).⁴¹ A probable mechanism for this reaction is proposed (Scheme 77, part B). In the first step, the Lewis acid center of zinc on the SBA-15 surface activated the propylene oxide. In the second step, the carboxylate anion, which was produced by coordination of nitrogen of DMF with CO₂, attacked the less sterically hindered carbon atom of PO. As a result, the negative charge of the



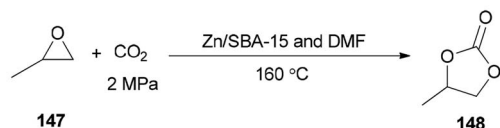
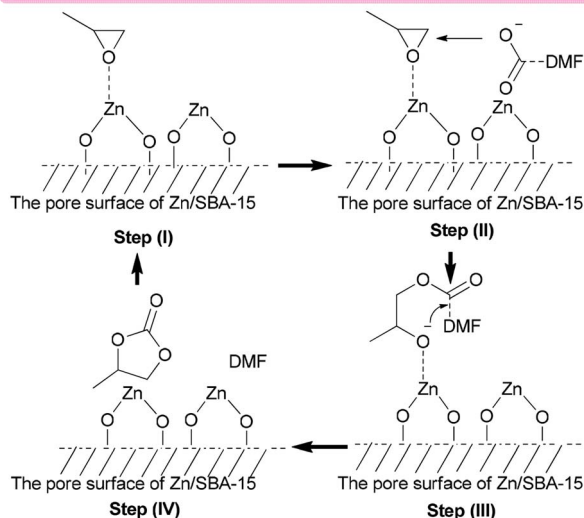
Scheme 75 Cycloaddition of epoxides **147** with CO₂ using DMF under solvent-free conditions.



Scheme 76 A probable mechanism for cycloaddition of epoxides **147** with CO₂ using DMF under solvent-free conditions.



Part A

Part B: The proposed mechanism for cycloaddition of CO₂ to propylene oxide

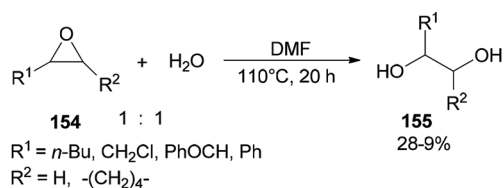
Scheme 77 Cycloaddition of epoxides **147** with CO₂ using Zn/SBA-15 and DMF.

carboxylate anion was converted to the oxygen atom of PO. The propylene carbonate was generated by intramolecular nucleophilic attack of the oxygen anion on the carbon atom of CO₂ bonding with DMF (step III) followed by ring-closure reaction (step IV).

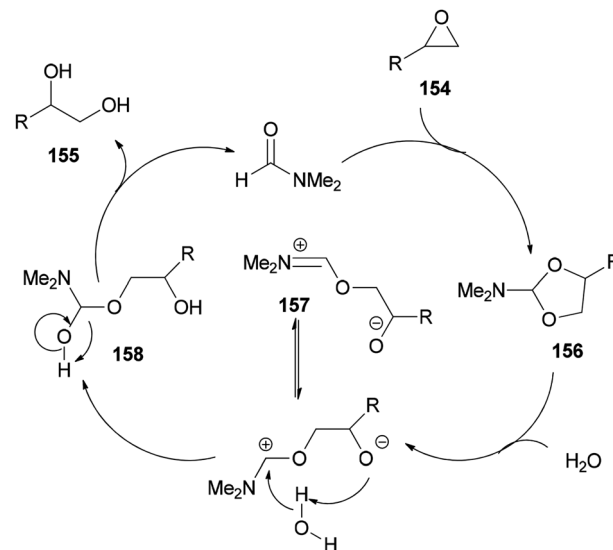
Production of 1,2-diols **155** was performed *via* hydrolysis of epoxides **154** with H₂O (one equimolar) using DMF. This organocatalytic procedure offers remarkable advantages, such as low cost of the catalyst, mild reaction conditions, and easy separation of the product (Scheme 78).¹⁸¹

As shown in Scheme 79, epoxide **154** is treated with DMF to furnish *N,N*-dimethylformamide ethylene acetal derivative **156**. The ring of **156** is opened in the presence of H₂O to give the species **157**. The vicinal diol **155** and regenerated DMF are obtained by C–O bond cleavage of intermediate **158** which is, in turn, produced from **157**.

A simple, brief, and efficient method was developed by Zhu and co-workers in 2011 to produce 4-chloro-3-oxypyrazoles **160** by treatment of 3-oxypyrazoles **159** with SOCl₂ using catalytic



Scheme 78 Production of 1,2-diols **155** from epoxides **154** using DMF.

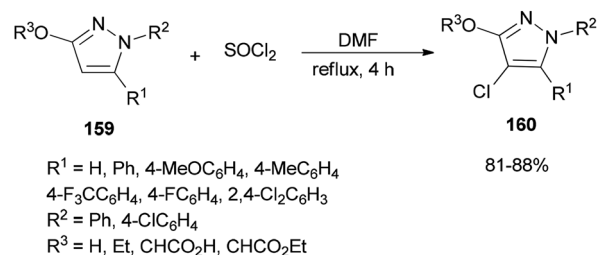


Scheme 79 Proposed mechanism for production of 1,2-diols **155** from epoxides **154** using DMF.

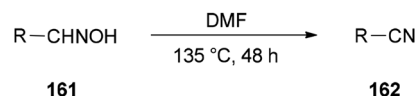
amounts of DMF (Scheme 80).³⁶ The salient features for this monohalogenation method included high regioselectivity, good functionality tolerance, quick access to products, and experimental simplicity. In this reaction, the catalyst DMF plays a vital role both as an electron-withdrawing group and as a leaving group upon protonation.

Nitriles **162** were obtained by Varvounis and co-workers in 2007 through dehydration of aldoximes **161** by employing DMF as catalyst and solvent (Scheme 81).¹⁸²

It is mechanistically suggested that the reaction occurs by initial attack of the hydroxyl group of the oxime **161** on the carbonyl group of dimethylformamide to yield the cyclic intermediate **163** (Scheme 82). It can lose the proton of hydroxyl to convert to the nitrogen atom of intermediate species **164**. Next, the intramolecularly hydrogen bonded aldoxime formate as an intermediate **165** is formed by removal of dimethylamine from

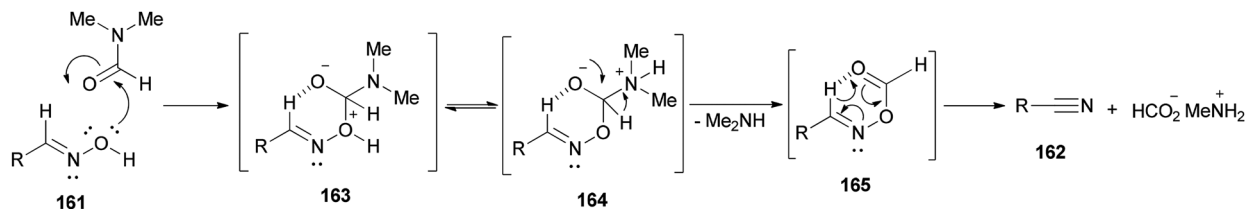


Scheme 80 Production of 4-chloro-3-oxypyrazoles **160** from 3-oxypyrazoles **159**.



Scheme 81 Synthesis of nitriles **162** from aldoximes **161**.



Scheme 82 Proposed mechanism for the synthesis of nitriles **162** from aldoximes **161**.

164 which was transformed to the expected nitrile **162** by subsequent thermal elimination of formic acid.

In 2000, and for the first time, a novel and general pathway to synthesize 1,2-disubstituted (*E*)-vinyl bromides **167** was performed by DMF-induced reaction of [(*Z*)-1-bromo-1-alkenyl] dialkylboranes **166** with a *N*-halogeno compound (Scheme 83).¹⁸³ But, it is important to note that this reaction in the absence of *N,N*-dimethylmethanamide provided only a trace amount of desired product.

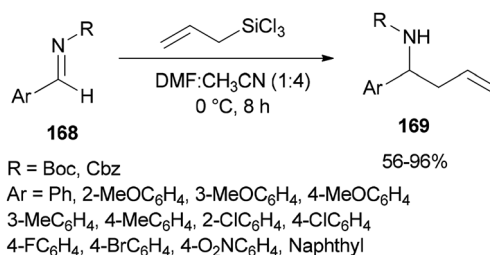
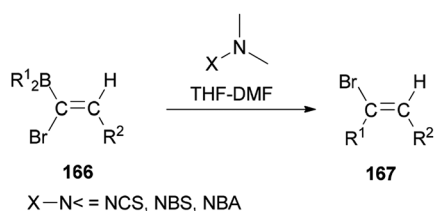
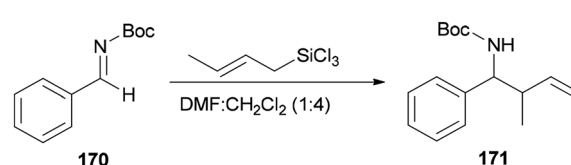
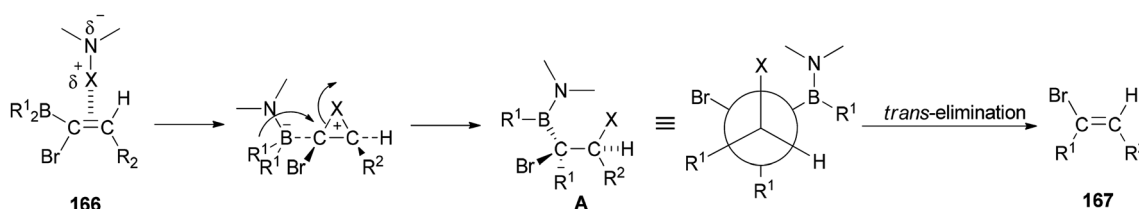
A mechanistic proposal for the synthesis of **167** is displayed in Scheme 84. It starts through electrophilic attack of the *N*-halogeno compound. It is supposed that the construction of a halonium ion across the C=C bond is followed by 1,2-migration of an alkyl group from the dialkylboranyl group to the α -carbon atom to give intermediate **A**. Next, the latter under *trans*-elimination produces the 2-disubstituted (*E*)-vinyl bromides **167**.

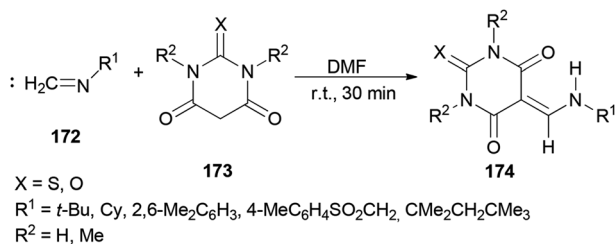
Syntheses of *N*-Boc and *N*-Cbz homoallylic amines **169** was achieved and presented in 2008 by Wu and Sun through facile allylation of various *N*-Boc and *N*-Cbz imines **168** with allyltrichlorosilanes as an allylating agent using *N,N*-dimethylformamide (dual roles, as an activator and solvent) (Scheme 85).¹⁸⁴ Interestingly, in the absence of DMF, the reaction was not achieved.

Wu and Sun also prepared the desired product **171** as a *syn/anti* mixture by crotylation of **170** with (*E*)-crotyltrichlorosilanes under conditions of DMF/CH₂Cl₂ (1 : 4) (Scheme 86). The

performed reaction at $-20\text{ }^{\circ}\text{C}$ and $0\text{ }^{\circ}\text{C}$ yielded product **171** in 78% yield (*syn/anti* (4 : 6)) and 37% (*syn/anti* (5 : 6)), respectively.¹⁸⁴

In 2010, Teimouri and Tayyebi synthesized 5-[(alkyl or arylamino)methylene]barbituric acids **174** by DMF promoted condensation reactions of alkylisocyanides (or arylisocyanides) **172** with barbituric acid derivatives **173** (Scheme 87).¹³ Compared with the other methods,¹⁸⁵⁻¹⁹¹ this methodology has six incomparable advantages: (1) the reaction is simple; (2 and 3) the reaction performs at room temperature and without the use of any other catalyst; (4) yields are good to excellent; (5) products are produced within a short time; and (6) the products are sufficiently pure.

Scheme 85 Allylation of various *N*-Boc and *N*-Cbz aldimines **168** with allyltrichlorosilane.Scheme 83 Synthesis of 1,2-disubstituted (*E*)-vinyl bromides **167**.Scheme 86 Allylation of *N*-Boc aldimine **170** with (*E*)-crotyltrichlorosilanes.Scheme 84 A mechanistic proposal for the synthesis of **167**.



Scheme 87 Synthesis of 5-[(alkyl or arylamino)methylene]barbituric acids 174.

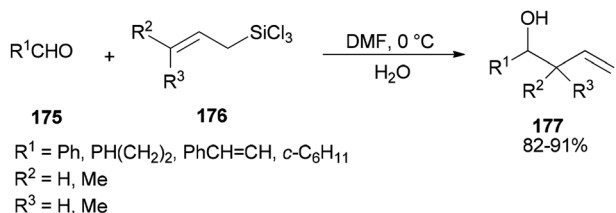
Synthesis of *syn*- and *anti*-homoallylic alcohols 177 was achieved by smooth treatment of aldehydes 175 with (*Z*)- or (*E*)-allyltrichlorosilanes 176 in DMF without any other catalyst, respectively (Scheme 88).⁴⁴

Novel C–C bonds were formed only at γ -positions of allyltrichlorosilanes. As for the transition state, a six-membered molecule is suggested for the allylation of aldehydes (Scheme 89).^{192–194} Among several solvents, DMF is the only solvent that was able to ensue this reaction. The ²⁹Si NMR spectra of 1Z showed that *N,N*-dimethylformamide coordinated to the Si atom of 1Z to yield the resulting five or six coordinated organosilicate. The organosilicate as a hypervalent molecule has enough Lewis acidity and nucleophilicity, to enable the reaction to proceed smoothly and stereoselectively.

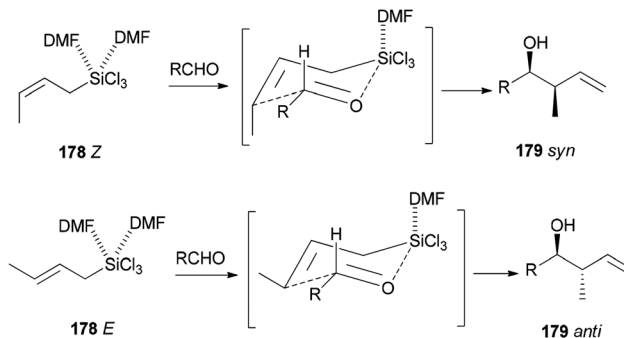
The smooth conversion of β -aminoalcohols to β -amino bromides was accomplished in the presence of DMF and thionyl bromide (SOBr₂) by Jung and co-workers in 2000.¹⁹⁵ This method is also applicable for the conversion of both primary and secondary alcohols to their corresponding bromides in high yields.

As an example, the reaction of *N,N*-dibenzylamino ethanol 180 with SOBr₂ and DMF afforded the expected bromide 181 in excellent (89%) yield and purity (Scheme 90). DMF as a catalyst accelerates the reaction considerably *via* a Vilsmeier–Haack type SOBr₂–DMF complex. In order to gain appropriate conditions for this method, Jung's group used different polar and nonpolar solvents, such as cyclohexane, hexanes, petroleum ether, dichloromethane, *etc.* Among the solvents, cyclohexane was shown to give the best result.

An AlCl₃–DMF complex was employed as a catalyst in a Friedel–Crafts reaction.^{196–198} In 2008, Poupaert and co-workers presented Friedel–Crafts acylation of aromatic compounds, such as anisole 185, 3-methyl-2(*3H*)-



Scheme 88 Synthesis of the desired *syn*- and *anti*-homoallylic alcohols 177.

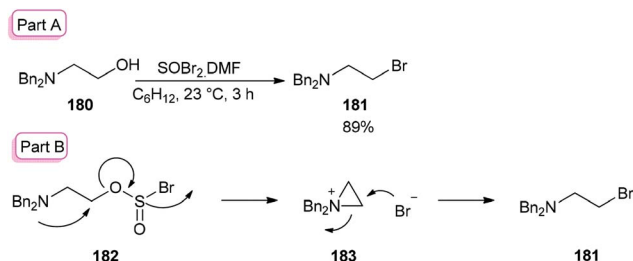


Scheme 89 Six-membered cyclic transition state.

benzoxazolone, and 3-methyl-2(*3H*)-benzothiazolone 187 for synthesis of their aryl ketones using I₂/DMF as a catalyst. The reaction is carried out under conditions including minimal energy-consumption and minimal wastes. At the end of the reaction, catalyst and wastes are innocuous for the environment (Scheme 91).⁴⁶ The interaction of iodine with the oxygen atom of DMF formed I₂/DMF as a stable complex. This catalyst exhibits a unique behavior in the Friedel–Crafts acylation of aromatic compounds bearing electron-donating groups.

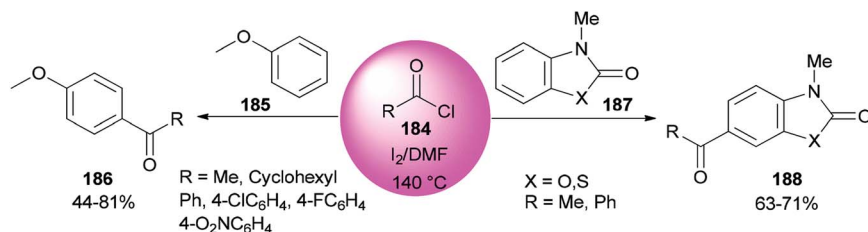
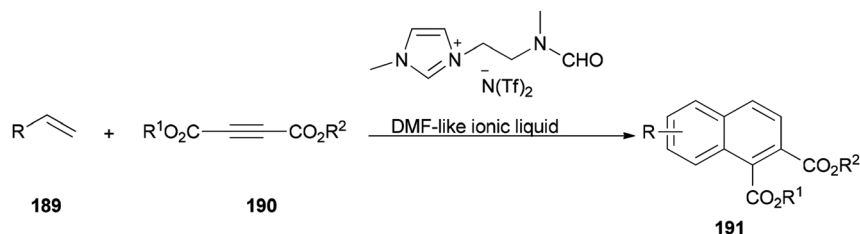
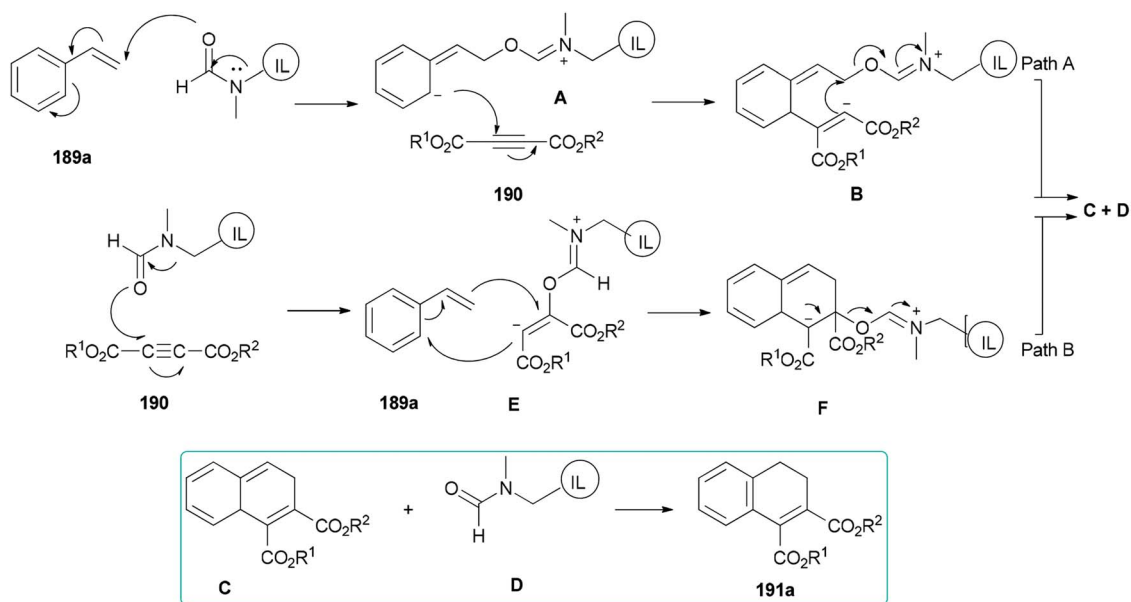
The DMF-based ionic liquid was applied as a nucleophilic reagent and as a solvent for preparing a variety of 1,2-disubstituted-3,4-dihydronaphthalenes 191 by cycloaddition of various vinylarenes 189 with electron-deficient alkynes 190 by Hullio and his group, recently (Scheme 92).¹⁹⁹

Two possible mechanisms are depicted in Scheme 93: (a) nucleophilic attack of the oxygen of DMF-based ionic liquid to the β -carbon of vinylic carbon of styrene 189a to afford the zwitter ionic intermediate A. Next, another zwitter ion intermediate B, which is constructed by nucleophilic attack of the anionic carbon to the acetylenic carbon of acetylene dicarboxylate 190, converted to product C and regenerated ionic liquid D under the indicated bonding arrangements. The corresponding compound A undergoes aromatization to afford the expected product 191a (Scheme 93, Path A). (b) Nucleophilic attack of the oxygen of DMF-based ionic liquid D to the acetylenic carbon of acetylene dicarboxylate 190 to form a highly charged reactive intermediate E. The anionic carbon of E attacks the beta carbon of 189a with the production of another intermediate F that undergoes bond shuffling to obtain C with regeneration of a DMF-based ionic liquid. Finally, the expected product 191a is provided by restoration of aromaticity (Scheme 93, Path B).



Scheme 90 Synthesis of *N,N*-dibenzylamino ethanol 181.



Scheme 91 Acylation of anisole **185** and 3-methyl-2(3*H*)-benzoxazolone and 3-methyl-2(3*H*)benzothiazolone substrates **187**.Scheme 92 Cycloaddition of vinylarenes **189**.Scheme 93 Possible pathways for the cycloaddition of vinylarenes **189a**.

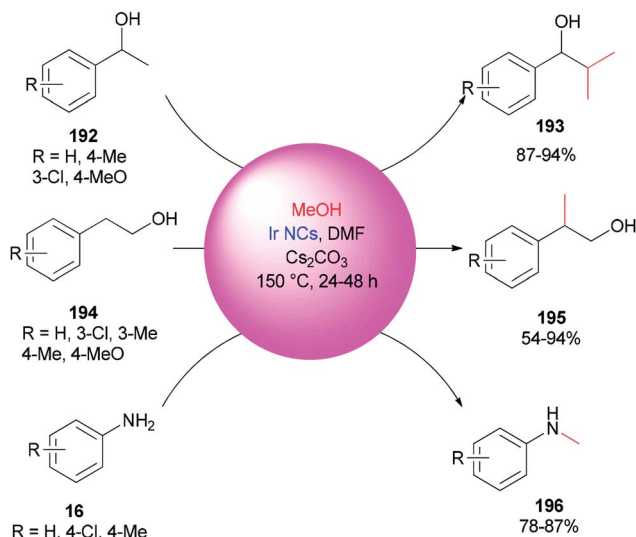
4. DMF as a stabilizer

An alternative and efficient methodology for a solution preparation of DMF-stabilized metal nanoclusters (NCs < 2 nm) and nanoparticles (NPs > 2 nm) of Pt, Au, Cu, and Pd as surfactant-free stable M NCs has been reported.^{47,48,50,51} In this methodology, metal nanoparticles are synthesized using DMF as a solvent, reductant, and stabilizer. The protocol has no need for any external additives. Quite recently, DMF-stabilized Ir nanoclusters were applied as catalysts for methylation of alcohols **192** and **194** and anilines **16** using MeOH as the C1 source by Obora and co-workers (Scheme 94).⁵³ These catalysts, which

were synthesized in particle sizes of 1–1.5 nm in one step, exhibited an effective catalytic activity in the β -methylation of various primary and secondary alcohols in the presence of MeOH as the source of C1.

Kawasaki and co-workers in 2012 investigated the catalytic effect of DMF-stabilized AuNCs in the reduction of 4-nitrophenol (PNP) to 4-aminophenol by sodium borohydride.¹¹ A mechanism for AuNC-catalyzed reduction of 4-nitrophenol is suggested as shown in Fig. 2.¹¹ Kawasaki proposed that the beginning of the reaction included two steps: initially, the layers of DMF were regenerated, and molecules of DMF partly desorbed from the AuNCs surface. In the second step, PNP



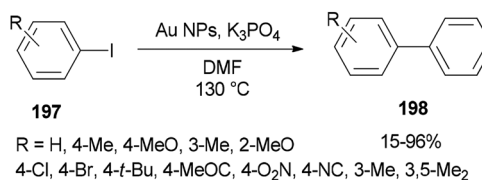


Scheme 94 β -Methylation of alcohols **192** and **194** and *N*-methylation of anilines **16** with MeOH.

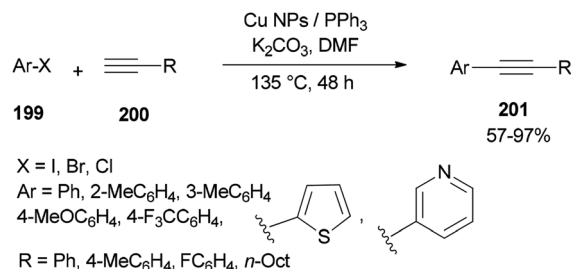
penetrated onto the active surface of Au through diffusion. These processes afforded an induction time (t_0), after which the nanoclusters as catalysts facilitated transfer of electrons from BH_4^- to 4-nitrophenol.

In 2014, Lang and co-workers prepared DMF-stabilized gold nanoparticles by a DMF reduction protocol. By changing reaction time and temperature, the size of the gold nanoparticles could be controlled. Among different sizes of Au NPs, 2.5 nm indicated the highest catalytic activity for Ullmann homocoupling reaction of aryl iodides **197**. Apart from DMF, this catalytic coupling reaction does not require any other organic ligand; DMF serves as a reductant, stabilizer, and solvent in the synthesis of metal NP (Scheme 95).⁵⁴

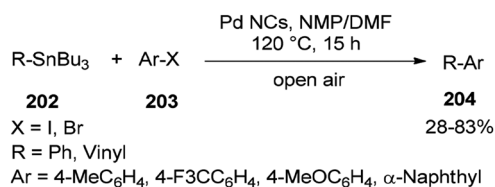
The DMF-stabilized Cu NPs catalyst which was produced exhibited a high catalytic activity in a Sonogashira cross-coupling reaction (Scheme 96).⁵² This synthetic catalyst can also be used in reactions of a wide range of substrates, such as aryl halides **199** and alkynes **200** bearing electron releasing groups (ERG) and electron withdrawing groups (EWG), as well as heterocyclic and sterically hindered substrates. Obora's group found that the reactions could be successfully performed with low loadings of the catalyst.



Scheme 95 Ullmann homocoupling of aryl iodides **197** catalyzed by DMF-protected Au NPs.



Scheme 96 Cu NP-catalyzed Sonogashira cross-coupling reactions of various compounds.



Scheme 97 Synthesis of biaryls and vinylarenes **204**.

The Migita–Kosugi–Stille cross-coupling reaction is based on organostannanes catalyzed by Pd complexes.^{200–204} This reaction was applied in preparing biaryl compounds which are key and vital intermediates in the syntheses of functionalized polymers, pharmaceuticals,^{205–208} and natural products.^{209,210}

In 2013, synthesis of biaryls and vinylarenes was reported through the Migita–Kosugi–Stille cross-coupling reaction using *N,N*-dimethylformamide-stabilized palladium nanoclusters.⁵⁵ The Migita–Kosugi–Stille reaction between arylstannane (vinylstannane) **202** with aryl halide **203** in the

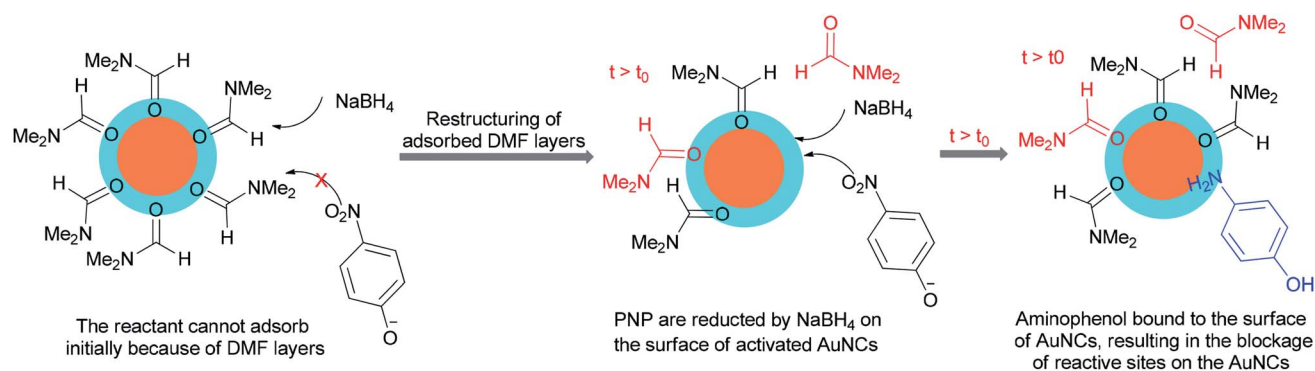
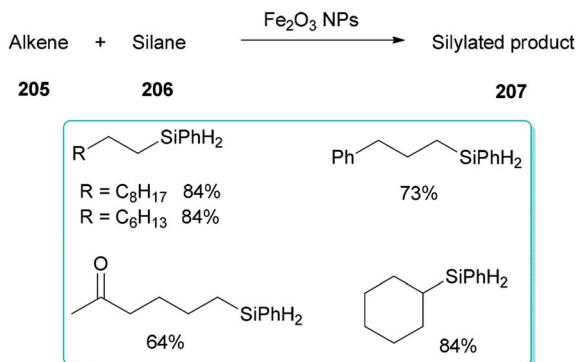


Fig. 2 Proposed mechanism for AuNC-catalyzed reduction of 4-nitrophenol to 4-aminophenol.





Scheme 98 Hydrosilylation of alkenes 205 with hydrosilane 206.

presence of DMF-stabilized Pd NCs as an efficient and highly active catalyst in the mixture of NMP/DMF (3 : 1) afforded biaryl (vinylarene) **204** (Scheme 97). It was reported that the palladium-catalyzed Migita–Kosugi–Stille reaction is promoted by addition of copper iodide as an additive. Product **204** was provided in excellent yield by addition of CuI.

A DMF reduction method was used for production of a monodispersed DMF-stabilized Fe₂O₃ NPs (2–5 nm) catalyst by employing Fe(acac)₃ as a precursor under open air conditions. This novel catalyst displayed efficient catalytic activity for hydrosilylation of an alkene **205** with hydrosilane **206**, resulting in versatile silylation products **207**, without the need for any additives (Scheme 98).⁵⁷

5. Conclusion

This review underscores recent progress in exploiting DMF as a privileged chemical, thanks to its structure. It is a multipurpose compound besides being an effective polar solvent. It acts as a reagent in various reactions such as formylation, amination, aminocarbonylation, amidation, and nitration, as well as reactions with arynes. Particularly, employment of DMF as a precursor in nitration and formylation reactions have seen important developments. It is noteworthy that in some reactions other amides can be used as precursors as well. With the concern in green and sustainable chemistry, it can be anticipated that application of DMF as a precursor will continue to develop in organic synthesis. Moreover, the development of new catalytic systems with increased reactivity will have important consequences for the practical utilization of DMF as a catalyst. Mechanistic studies in both reported reactions and future developments of novel reactions were conducted. Moreover, applications of DMF as a stabilizer were also discussed. In summary, in this review the main achievements on usage of DMF as a reagent, catalyst, and stabilizer have been summarized and discussed. We hope that it is sufficiently impressive and thorough that it will attract the attention of synthetic organic chemists and will initiate further developments in the applications of DMF beyond being just a polar solvent because it can be so much more with a little innovation.

Conflicts of interest

There are no conflicts to declare.

Acknowledgements

We are grateful for financial support from the Research Council of Alzahra University. MMH is also appreciate the financial support granted by Iran National Science Foundation (INSF) under the given individual research chair.

References

- 1 M. Sittig, *Handbook of Toxic and Hazardous Chemicals and Carcinogens*, Noyes Publications, Park Ridge, NJ, 1985.
- 2 J. Amoores and E. Hautala, *J. Appl. Toxicol.*, 1983, **3**, 272–290.
- 3 A. Parker, *Adv. Phys. Org. Chem.*, 1967, **5**, 173–235.
- 4 M. A. Meier, M. Filali, J.-F. Gohy and U. S. Schubert, *J. Mater. Chem.*, 2006, **16**, 3001–3006.
- 5 J. Sharma, S. Mahima, B. A. Kakade, R. Pasricha, A. Mandale and K. Vijayamohan, *J. Phys. Chem. B*, 2004, **108**, 13280–13286.
- 6 K. Osakada, A. Taniguchi, E. Kubota, S. Dev, K. Tanaka, K. Kubota and T. Yamamoto, *Chem. Mater.*, 1992, **4**, 562–570.
- 7 H. Durmaz, A. Dag, O. Altintas, T. Erdogan, G. Hizal and U. Tunca, *Macromolecules*, 2007, **40**, 191–198.
- 8 P. Golas, N. Tsarevsky, B. Sumerlin and K. Matyjaszewski, *Macromolecules*, 2006, **39**, 6451–6457.
- 9 H. Do and O. Daugulis, *J. Am. Chem. Soc.*, 2008, **130**, 1128–1129.
- 10 Z. Zhao, R. Li and Y. Li, *Sci. Lett. J.*, 2013, **2**, 41.
- 11 H. Yamamoto, H. Yano, H. Kouchi, Y. Obora, R. Arakawa and H. Kawasaki, *Nanoscale*, 2012, **4**, 4148–4154.
- 12 R. Tyagi, N. Kaur, B. Singh and D. Kishore, *Synth. Commun.*, 2013, **43**, 16–25.
- 13 M. B. Teimouri and A. Tayyebi, *J. Chem. Res.*, 2010, **34**, 140–144.
- 14 S. Ahmad, D. Braddock, G. Cansell and S. Hermitage, *Tetrahedron Lett.*, 2007, **48**, 915–918.
- 15 M. Semsarzadeh, S. Amiri and M. Azadeh, *Bull. Mater. Sci.*, 2012, **35**, 867–874.
- 16 H. Bipp and H. Kieczka, *Formamides*, Wiley-VCH, Weinheim, 2000.
- 17 C. M. Hsu and S. Shivkumar, *Macromol. Mater. Eng.*, 2004, **289**, 334–340.
- 18 L. Du, H. Xu, Y. Zhang and F. Zou, *Fibers Polym.*, 2016, **17**, 751–759.
- 19 R. Kumar, D. Wadhwa and O. Prakash, *Heterocycl. Commun.*, 2010, **16**, 201–205.
- 20 A. Vilsmeier and A. Haack, *Ber. Dtsch. Chem. Ges.*, 1927, **60**, 119–122.
- 21 W. Jackson, A. Sargeson, P. Tucker and A. Watson, *J. Am. Chem. Soc.*, 1981, **103**, 533–540.
- 22 O. Meth-Cohn and B. Narine, *Tetrahedron Lett.*, 1978, **19**, 2045–2048.



- 23 L. Bell, H. McGuire and G. Freeman, *J. Heterocycl. Chem.*, 1983, **20**, 41–44.
- 24 M. P. Reddy and G. K. Rao, *J. Org. Chem.*, 1981, **46**, 5371–5373.
- 25 A. R. Katritzky and C. M. Marson, *J. Am. Chem. Soc.*, 1983, **105**, 3279–3283.
- 26 D. Adams, J. Dominguez and J. Perez, *Tetrahedron Lett.*, 1983, **24**, 517–518.
- 27 O. Meth-Cohn and S. P. Stanforth, *Compr. Org. Synth.*, 1991, **2**, 777–794.
- 28 M. Venugopal and P. Perumal, *Synth. Commun.*, 1991, **21**, 515–519.
- 29 K. Dinakaran and P. Perumal, *Indian J. Chem., Sect. B: Org. Chem. Incl. Med. Chem.*, 2000, **39**, 135–136.
- 30 M. S. C. Pedras and M. Jha, *J. Org. Chem.*, 2005, **70**, 1828–1834.
- 31 E. G. Mata and A. G. Suárez, *Synth. Commun.*, 1997, **27**, 1291–1300.
- 32 S. Ahmed and R. Boruah, *Tetrahedron Lett.*, 1996, **37**, 8231–8232.
- 33 J. Elguero and B. Shimizu, *An. Quim., Ser. C*, 1988, **84**, 191–195.
- 34 J. Muzart, *Tetrahedron*, 2009, **65**, 8313–8323.
- 35 A. Dubey, A. Upadhyay and P. Kumar, *Tetrahedron Lett.*, 2010, **51**, 744–746.
- 36 Y. Liu, G. He, K. Chen, Y. Jin, Y. Li and H. Zhu, *Eur. J. Org. Chem.*, 2011, **2011**, 5323–5330.
- 37 A. Rai, V. K. Rai, A. K. Singh and L. D. S. Yadav, *Eur. J. Org. Chem.*, 2011, **2011**, 4302–4306.
- 38 M. Gowda, S. Pande, R. Ramakrishna and K. Prabhu, *Org. Biomol. Chem.*, 2011, **9**, 5365–5368.
- 39 J. Clayden, *Organolithiums: Selectivity for Synthesis*, Oxford University Press, Oxford, 2001.
- 40 M. Ansell, *Preparation of Acyl Halides*, John Wiley and Sons, London, 1972.
- 41 S. Zhong, L. Liang, M. Liu, B. Liu and J. Sun, *J. CO₂ Util.*, 2015, **9**, 58–65.
- 42 J. Sun, S.-I. Fujita, F. Zhao and M. Arai, *Appl. Catal., A*, 2005, **287**, 221–226.
- 43 J. L. Jiang and R. Hua, *Synth. Commun.*, 2006, **36**, 3141–3148.
- 44 S. Kobayashi and K. Nishio, *Tetrahedron Lett.*, 1993, **34**, 3453–3456.
- 45 A. S. Nagle, R. N. Salvatore, B.-D. Chong and K. W. Jung, *Tetrahedron Lett.*, 2000, **41**, 3011–3014.
- 46 F. Guenadil, H. Aichaoui, D. Lambert, C. R. McCurdy and J. Poupaert, *Lett. Org. Chem.*, 2008, **5**, 665–668.
- 47 X. Liu, C. Li, J. Xu, J. Lv, M. Zhu, Y. Guo, S. Cui, H. Liu, S. Wang and Y. Li, *J. Phys. Chem. C*, 2008, **112**, 10778–10783.
- 48 H. Kawasaki, H. Yamamoto, H. Fujimori, R. Arakawa, Y. Iwasaki and M. Inada, *Langmuir*, 2009, **26**, 5926–5933.
- 49 H. Kawasaki, H. Yamamoto, H. Fujimori, R. Arakawa, M. Inada and Y. Iwasaki, *Chem. Commun.*, 2010, **46**, 3759–3761.
- 50 M. Hyotanishi, Y. Isomura, H. Yamamoto, H. Kawasaki and Y. Obora, *Chem. Commun.*, 2011, **47**, 5750–5752.
- 51 Y. Isomura, T. Narushima, H. Kawasaki, T. Yonezawa and Y. Obora, *Chem. Commun.*, 2012, **48**, 3784–3786.
- 52 H. Oka, K. Kitai, T. Suzuki and Y. Obora, *RSC Adv.*, 2017, **7**, 22869–22874.
- 53 K. Oikawa, S. Itoh, H. Yano, H. Kawasaki and Y. Obora, *Chem. Commun.*, 2017, **53**, 1080–1083.
- 54 W. Yao, W.-J. Gong, H.-X. Li, F.-L. Li, J. Gao and J.-P. Lang, *Dalton Trans.*, 2014, **43**, 15752–15759.
- 55 H. Yano, Y. Nakajima and Y. Obora, *J. Organomet. Chem.*, 2013, **745**, 258–261.
- 56 I. Pastoriza-Santos and L. M. Liz-Marzán, *Pure Appl. Chem.*, 2000, **72**, 83–90.
- 57 R. Azuma, S. Nakamichi, J. Kimura, H. Yano, H. Kawasaki, T. Suzuki, R. Kondo, Y. Kanda, K. Shimizu and K. Kato, *ChemCatChem*, 2018, **10**, 2378–2382.
- 58 J. Allan, *Green Chem.*, 2013, **15**, 596–600.
- 59 Y. E. Jad, G. A. Acosta, S. N. Khattab, G. Beatriz, T. Govender, H. G. Kruger, A. El-Faham and F. Albericio, *Org. Biomol. Chem.*, 2015, **13**, 2393–2398.
- 60 <https://www.cdc.gov/niosh/docs/90-105/default.html>.
- 61 A. J. Parker, *Q. Rev., Chem. Soc.*, 1962, **16**, 163–187.
- 62 S. Ding and N. Jiao, *Angew. Chem., Int. Ed.*, 2012, **51**, 9226–9237.
- 63 V. Zadsirjan, M. Shiri, M. M. Heravi, T. Hosseinejad, S. A. Shintre and N. A. Koorbanally, *Res. Chem. Intermed.*, 2017, **43**, 2119–2142.
- 64 B. Baghernejad, M. Heravi, H. Oskooie, N. Poormohammad, M. Khorshidi and Y. Beheshtiha, *Mol. Divers.*, 2011, **15**, 245–248.
- 65 T. Hosseinejad, M. M. Heravi and R. Firouzi, *J. Mol. Model.*, 2013, **19**, 951–961.
- 66 M. Jayanth, H. Naik, D. Tatke and S. Seshadri, *Indian J. Chem.*, 1973, **11**, 1112–1114.
- 67 S. Koeller and J.-P. Lellouche, *Tetrahedron Lett.*, 1999, **40**, 7043–7046.
- 68 J.-P. Lellouche and S. Koeller, *J. Org. Chem.*, 2001, **66**, 693–696.
- 69 M. Journet, D. Cai, L. M. DiMichele and R. D. Larsen, *Tetrahedron Lett.*, 1998, **39**, 6427–6428.
- 70 D. S. Yang and H. B. Jeon, *Bull. Korean Chem. Soc.*, 2010, **31**, 1424–1426.
- 71 D.-W. Gu and X.-X. Guo, *Tetrahedron*, 2015, **71**, 9117–9122.
- 72 Y. Oda, T. Sato and N. Chida, *Org. Lett.*, 2012, **14**, 950–953.
- 73 S. Shirakawa, T. Tokuda, A. Kasai and K. Maruoka, *Org. Lett.*, 2013, **15**, 3350–3353.
- 74 A. A. Wilson, J. W. Hicks, O. Sadovski, J. Parkes, J. Tong, S. Houle, C. J. Fowler and N. Vasdev, *J. Med. Chem.*, 2012, **56**, 201–209.
- 75 L. Li, K.-C. Chang, Y. Zhou, B. Shieh, J. Ponder, A. D. Abraham, H. Ali, A. Snow, J. M. Petrash and D. V. LaBarbera, *J. Med. Chem.*, 2013, **57**, 71–77.
- 76 C. Chen, L. Tan and P. Zhou, *J. Saudi Chem. Soc.*, 2015, **19**, 327–333.
- 77 Z. Rappoport, *Chemistry of the Cyano Group*, John Wiley & Sons, London, 1970.



- 78 R. Larock, *Comprehensive Organic Transformations: A Guide to Functional Group Preparations*, John Wiley & Sons, New York, 1989.
- 79 J. S. Miller and J. L. Manson, *Acc. Chem. Res.*, 2001, **34**, 563–570.
- 80 S. Nagamura, E. Kobayashi, K. Gomi and H. Saito, *Bioorg. Med. Chem.*, 1996, **4**, 1379–1391.
- 81 A. Kleemann, J. Engel, B. Kutscher and D. Reichert, *Pharmaceutical Substances; Syntheses, Patents, Applications*, Thieme, Stuttgart, 2001.
- 82 M. Sundermeier, A. Zapf, M. Beller and J. Sans, *Tetrahedron Lett.*, 2001, **42**, 6707–6710.
- 83 G. Ellis and T. Romney-Alexander, *Chem. Rev.*, 1987, **87**, 779–794.
- 84 V. Grushin and H. Alper, *Chem. Rev.*, 1994, **94**, 1047–1062.
- 85 P. Anbarasan, T. Schareina and M. Beller, *Chem. Soc. Rev.*, 2011, **40**, 5049–5067.
- 86 Q. Wen, J. Jin, L. Zhang, Y. Luo, P. Lu and Y. Wang, *Tetrahedron Lett.*, 2014, **55**, 1271–1280.
- 87 J. Kim, H. Kim and S. Chang, *Org. Lett.*, 2012, **14**, 3924–3927.
- 88 B. Liu, J. Wang, B. Zhang, Y. Sun, L. Wang, J. Chen and J. Cheng, *Chem. Commun.*, 2014, **50**, 2315–2317.
- 89 L. Zhang, Q. Wen, J. Jin, C. Wang, P. Lu and Y. Wang, *Tetrahedron*, 2013, **69**, 4236–4240.
- 90 S. Ding and N. Jiao, *J. Am. Chem. Soc.*, 2011, **133**, 12374–12377.
- 91 J. Xiao, Q. Li, T. Chen and L.-B. Han, *Tetrahedron Lett.*, 2015, **56**, 5937–5940.
- 92 S. Ushijima, K. Moriyama and H. Togo, *Tetrahedron*, 2011, **67**, 958–964.
- 93 A. B. Pawar and S. Chang, *Chem. Commun.*, 2014, **50**, 448–450.
- 94 B. Venu, B. Vishali, G. Naresh, V. V. Kumar, M. Sudhakar, R. Kishore, J. Beltramini, M. Konarova and A. Venugopal, *Catal. Sci. Technol.*, 2016, **6**, 8055–8062.
- 95 J. Kim, J. Choi, K. Shin and S. Chang, *J. Am. Chem. Soc.*, 2012, **134**, 2528–2531.
- 96 Z. Wang and S. Chang, *Org. Lett.*, 2013, **15**, 1990–1993.
- 97 K. Srinivas, E. B. Reddy and B. Das, *Synlett*, 2002, **2002**, 0625–0627.
- 98 W. Su, Y. Zhang, J. Li and P. Li, *Org. Prep. Proced. Int.*, 2008, **40**, 543–550.
- 99 R. Gawley, *The Beckmann Reactions: Rearrangements, Elimination-Additions, Fragmentations, and Rearrangement-Cyclizations*, John Wiley & Sons, 1988.
- 100 Y. Izumi, S. Sato and K. Urabe, *Chem. Lett.*, 1983, **12**, 1649–1652.
- 101 K. Narasaka, H. Kusama, Y. Yamashita and H. Sato, *Chem. Lett.*, 1993, **22**, 489–492.
- 102 J. Yadav, B. Reddy, A. Madhavi and Y. Ganesh, *J. Chem. Res.*, 2002, **2002**, 236–238.
- 103 Y. Ikushima, O. Sato, M. Sato, K. Hatakeda and M. Arai, *Chem. Eng. Sci.*, 2003, **58**, 935–941.
- 104 M. Arisawa and M. Yamaguchi, *Org. Lett.*, 2001, **3**, 311–312.
- 105 W. Su, Y. Zhang, J. Li and P. Li, *Org. Prep. Proced. Int.*, 2008, **40**, 543–550.
- 106 H. Ucar and J. H. Poupaert, *Heterocycles*, 1997, **4**, 805–810.
- 107 M.-N. Zhao, R.-R. Hui, Z.-H. Ren, Y.-Y. Wang and Z.-H. Guan, *Org. Lett.*, 2014, **16**, 3082–3085.
- 108 N. Candeias, L. Branco, P. Gois, C. Afonso and A. Trindade, *Chem. Rev.*, 2009, **109**, 2703–2802.
- 109 X.-F. Wu, H. Neumann and M. Beller, *Chem. Rev.*, 2012, **113**, 1–35.
- 110 J. Yuan, C. Liu and A. Lei, *Chem. Commun.*, 2015, **51**, 1394–1409.
- 111 D. A. Horton, G. T. Bourne and M. L. Smythe, *Chem. Rev.*, 2003, **103**, 893–930.
- 112 J. Asensio, E. Sánchez and P. Gómez-Romero, *Chem. Soc. Rev.*, 2010, **39**, 3210–3239.
- 113 L. Carvalho, E. Fernandes and M. Marques, *Chem.–Eur. J.*, 2011, **17**, 12544–12555.
- 114 S. Noël, S. Cadet, E. Gras and C. Hureau, *Chem. Soc. Rev.*, 2013, **42**, 7747–7762.
- 115 N. P. Prajapati, R. H. Vekariya, M. A. Borad and H. D. Patel, *RSC Adv.*, 2014, **4**, 60176–60208.
- 116 X. Shi, J. Guo, J. Liu, M. Ye and Q. Xu, *Chem.–Eur. J.*, 2015, **21**, 9988–9993.
- 117 X. Gao, B. Yu, Q. Mei, Z. Yang, Y. Zhao, H. Zhang, L. Hao and Z. Liu, *New J. Chem.*, 2016, **40**, 8282–8287.
- 118 J. Liu, H. Yi, X. Zhang, C. Liu, R. Liu, G. Zhang and A. Lei, *Chem. Commun.*, 2014, **50**, 7636–7638.
- 119 S. Mondal, S. Samanta, S. Santra, A. K. Bagdi and A. Hajra, *Adv. Synth. Catal.*, 2016, **358**, 3633–3641.
- 120 Y. Li, D. Xue, W. Lu, C. Wang, Z.-T. Liu and J. Xiao, *Org. Lett.*, 2013, **16**, 66–69.
- 121 A. V. de Souza, G. F. Mendonça, R. B. Bernini and M. Mattos, *J. Braz. Chem. Soc.*, 2007, **18**, 1575–1579.
- 122 W. Zeng, E. Wang, R. Qiu, M. Sohail, S. Wu and F.-X. Chen, *J. Organomet. Chem.*, 2013, **743**, 44–48.
- 123 S.-F. Zhu, B. Xu, G.-P. Wang and Q.-L. Zhou, *J. Am. Chem. Soc.*, 2011, **134**, 436–442.
- 124 S.-F. Zhu and Q.-L. Zhou, *Acc. Chem. Res.*, 2012, **45**, 1365–1377.
- 125 L.-R. Wen, N.-N. Man, W.-K. Yuan and M. Li, *J. Org. Chem.*, 2016, **81**, 5942–5948.
- 126 H. Yoshida, Y. Ito and J. Ohshita, *Chem. Commun.*, 2011, **47**, 8512–8514.
- 127 S. V. Kessar, in *Comprehensive Organic Synthesis*, ed. B. M. Trost and I. Fleming, Pergamon Press, Oxford, 1991, vol. 4, pp. 483–515.
- 128 W. Liu, C. Chen and P. Zhou, *J. Org. Chem.*, 2017, **82**, 2219–2222.
- 129 Q. Zhang, C. Song, H. Huang, K. Zhang and J. Chang, *Org. Chem. Front.*, 2018, **5**, 80–87.
- 130 S. S. Priya, A. V. Nakhate, S. S. R. Gupta, K. B. Rasal, G. P. Deshmukh, C. R. Gadipelly, T. Srinivas, D. K. Dumbre, S. Periasamy and K. V. Chary, *Appl. Catal., B*, 2017, DOI: 10.1016/j.apcatb.2017.12.058.
- 131 K. Hosoi, K. Nozaki and T. Hiyama, *Org. Lett.*, 2002, **4**, 2849–2851.
- 132 P. Fitton, M. Johnson and J. McKeon, *Chem. Commun.*, 1968, 6–7.



- 133 A. Kodimuthali, A. Mungara, P. L. Prasunamba and M. Pal, *J. Braz. Chem. Soc.*, 2010, **21**, 1439–1445.
- 134 N. Iranpoor, H. Firouzabadi, Z. T. Rizi and S. Erfan, *RSC Adv.*, 2014, **4**, 43178–43182.
- 135 W. Liu, C. Chen and H. Liu, *Beilstein J. Org. Chem.*, 2015, **11**, 1721.
- 136 M. Sugiura, F. Robvieux and S. Kobayashi, *Synlett*, 2003, **2003**, 1749–1751.
- 137 R. Adams and P. Dhull, *J. Organomet. Chem.*, 2017, **849**, 228–232.
- 138 P. O. Nubel and T. L. Brown, *J. Am. Chem. Soc.*, 1984, **106**, 644–652.
- 139 J. M. Robertson, I. W. Jones, K. M. Kayne, C. G. Contreras, D. J. Witter, R. B. Bates and H. Hall Jr, *Tetrahedron Lett.*, 2011, **52**, 6080–6081.
- 140 D. J. Jung, H. J. Jeon, J. H. Kim, Y. Kim and S.-g. Lee, *Org. Lett.*, 2014, **16**, 2208–2211.
- 141 P. Venkanna, K. Rajanna, M. S. Kumar, M. B. Ansari and M. M. Ali, *Tetrahedron Lett.*, 2015, **56**, 5164–5167.
- 142 P. Venkanna, M. S. Kumar, K. C. Rajanna and M. M. Ali, *Synth. React. Inorg. Met.-Org. Chem.*, 2015, **45**, 97–103.
- 143 C. M. Marson, *Tetrahedron*, 1992, **48**, 3659–3726.
- 144 C. Marson and P. Giles, *Synthesis Using Vilsmeier Reagents. New Directions in Organic and Biological Chemistry*, CRC Press, Boca Raton, FL, USA, 1994.
- 145 J. C. Jutz, *Top. Curr. Chem.*, 1978, **73**, 125–230.
- 146 O. Meth-Cohn and B. Tarnowski, *Adv. Heterocycl. Chem.*, 1982, **31**, 207–236.
- 147 A. Holý and Z. Arnold, *Collect. Czech. Chem. Commun.*, 1965, **30**, 53–60.
- 148 A. R. Katritzky and C. M. Marson, *J. Org. Chem.*, 1987, **52**, 2726–2730.
- 149 M. Sreenivasulu and K. G. Rao, *Indian J. Chem., Sect. B: Org. Chem. Incl. Med. Chem.*, 1989, **28**, 494–495.
- 150 S. Selvi and P. T. Perumal, *Synth. Commun.*, 2000, **30**, 3925–3928.
- 151 K. Jameleddine, H. A. M. Adnen and B. H. Béchir, *Tetrahedron Lett.*, 2006, **47**, 2973–2975.
- 152 S. Megati and K. G. Rao, *Tetrahedron Lett.*, 1995, **36**, 5819–5822.
- 153 B. Raju and G. S. Krishna Rao, *Indian J. Chem., Sect. B: Org. Chem. Incl. Med. Chem.*, 1987, **26B**, 177.
- 154 B. Raju and G. S. Krishna Rao, *Synthesis*, 1985, **1985**, 779–781.
- 155 B. Raju and G. S. Krishna Rao, *Synthesis*, 1987, **1987**, 197–199.
- 156 M. Sreenivasulu and G. S. Krishna Rao, *Indian J. Chem., Sect. B: Org. Chem. Incl. Med. Chem.*, 1987, **26B**, 1187.
- 157 B. Raju and G. S. Krishna Rao, *Indian J. Chem., Sect. B: Org. Chem. Incl. Med. Chem.*, 1987, **26B**, 175.
- 158 A. D. Thomas and C. Asokan, *Tetrahedron*, 2004, **60**, 5069–5076.
- 159 W. Ziegenbein and W. Franke, *Angew. Chem.*, 1959, **71**, 573–574.
- 160 Y. Y. Weng, J. J. Li and W. K. Su, *Chin. Chem. Lett.*, 2011, **22**, 1395–1398.
- 161 W. Su, Z. Lu and X. Zhang, *Org. Prep. Proced. Int.*, 2008, **40**, 481–487.
- 162 M. Kumar, K. Reddy, K. Rajanna, P. Venkanna and G. Krishnaiah, *Synth. React. Inorg., Met.-Org., Nano-Met. Chem.*, 2013, **43**, 977–983.
- 163 S. R. Narahari, B. R. Reguri and K. Mukkanti, *Tetrahedron Lett.*, 2011, **52**, 4888–4891.
- 164 W.-C. Li, A.-H. Lu, R. Palkovits, W. Schmidt, B. Spliethoff and F. Schüth, *J. Am. Chem. Soc.*, 2005, **127**, 12595–12600.
- 165 H. Ichihashi and M. Kitamura, *Catal. Today*, 2002, **73**, 23–28.
- 166 A. Fernández, M. Boronat, T. Blasco and A. Corma, *Angew. Chem., Int. Ed.*, 2005, **44**, 2370–2373.
- 167 H. Moghanian, M. Shabanian and H. Jafari, *C. R. Chim.*, 2012, **15**, 346–349.
- 168 E. Fischer, *Ber. Dtsch. Chem. Ges.*, 1896, **29**, 205–214.
- 169 J. Cornforth and R. Cornforth, *J. Chem. Soc.*, 1949, **0**, 1028–1030.
- 170 K. B. Rasal and G. D. Yadav, *Catal. Today*, 2017, **309**, 51–60.
- 171 J. Zhu, Z. Zhang, C. Miao, W. Liu and W. Sun, *Tetrahedron*, 2017, **73**, 3458–3462.
- 172 Y. Izumi and T. Fujita, *J. Mol. Catal. A: Chem.*, 1996, **106**, 43–49.
- 173 T. Przewloka, S. Chen, Z. Xia, H. Li, S. Zhang, D. Chimmanamada, E. Kostik, D. James, K. Koya and L. Sun, *Tetrahedron Lett.*, 2007, **48**, 5739–5742.
- 174 N. S. Mani, *Indian J. Chem., Sect. B: Org. Chem. Incl. Med. Chem.*, 1989, **28**, 602–603.
- 175 A. Jarrahpour and M. Zarei, *Tetrahedron Lett.*, 2009, **50**, 1568–1570.
- 176 B. Bhanage, S. Fujita, Y. Ikushima and M. Arai, *Appl. Catal., A*, 2001, **219**, 259–266.
- 177 H. Yasuda, L.-N. He, T. Takahashi and T. Sakakura, *Appl. Catal., A*, 2006, **298**, 177–180.
- 178 H. Yasuda, L.-N. He and T. Sakakura, *J. Catal.*, 2002, **209**, 547–550.
- 179 N. Kihara, N. Hara and T. Endo, *J. Org. Chem.*, 1993, **58**, 6198–6202.
- 180 M. Ratzenhofer and H. Kisch, *Angew. Chem., Int. Ed.*, 1980, **19**, 317–318.
- 181 J. L. Jiang, Z. Xiu and R. Hua, *Synth. Commun.*, 2008, **38**, 232–238.
- 182 P. Supsana, T. Liaskopoulou, P. G. Tsoungas and G. Varvounis, *Synlett*, 2007, **2007**, 2671–2674.
- 183 M. Hoshi and K. Shirakawa, *Tetrahedron Lett.*, 2000, **41**, 2595–2598.
- 184 P. Wu and J. Sun, *Synth. Commun.*, 2008, **38**, 1003–1010.
- 185 I. Yavari, N. Hazeri, M. T. Maghsoodlou and A. Moradi, *J. Chem. Res.*, 2001, **2001**, 272–273.
- 186 M. T. Maghsoodlou, N. Hazeri, S. M. Habibi-Khorassani, V. Solimani, G. Marandi and Z. Razmjoo, *J. Chem. Res.*, 2008, **2008**, 198–200.
- 187 A. Aly, A. Mourad, A. Hassan, N. Mohamed, B. Ali and M. El-Sayed, *Arch. Pharm.*, 2004, **337**, 133–139.
- 188 J. Clark-Lewis and M. Thompson, *J. Chem. Soc.*, 1959, **0**, 2401–2408.



- 189 D. Pestov, V. Slesarev, A. Ginak and V. Slesareva, *Chem. Heterocycl. Compd.*, 1988, **24**, 782–786.
- 190 H. Bredereck, R. Gompper, F. Effenberger, K. Hugo and G. Simchen, *Chem. Ber.*, 1961, **94**, 1241–1248.
- 191 M. Sekiya and C. Yanaihara, *Chem. Pharm. Bull.*, 1969, **17**, 810–814.
- 192 A. Hosomi, S. Kohra and Y. Tominaga, *Chem. Commun.*, 1987, **0**, 1517–1518.
- 193 T. Hayashi, Y. Matsumoto, T. Kiyoi, Y. Ito, S. Kohra, Y. Tominaga and A. Hosomi, *Tetrahedron Lett.*, 1988, **29**, 5667–5670.
- 194 A. Hosomi, S. Kohra, K. Ogata, T. Yanagi and Y. Tominaga, *J. Org. Chem.*, 1990, **55**, 2415–2420.
- 195 A. S. Nagle, R. N. Salvatore, B.-D. Chong and K. W. Jung, *Tetrahedron Lett.*, 2000, **41**, 3011–3014.
- 196 H. Aichaoui, J. Poupaert, D. Lesieur and J. Hénichart, *Tetrahedron*, 1991, **47**, 6649–6654.
- 197 H. Aichaoui, D. Lesieur and J. Hénichart, *J. Heterocycl. Chem.*, 1992, **29**, 171–175.
- 198 S. Yous, J. H. Poupaert, I. Lesieur, P. Depreux and D. Lesieur, *J. Org. Chem.*, 1994, **59**, 1574–1576.
- 199 A. A. Hullio, H. I. Afridi and G. Mastoi, *Green Chem. Lett. Rev.*, 2017, **10**, 274–284.
- 200 J. Stille, *Pure Appl. Chem.*, 1985, **57**, 1771–1780.
- 201 M. Pereyre, J.-P. Quintard and A. Rahm, *Tin in Organic Synthesis*, Butterworths, London, 1987.
- 202 V. Farina, V. Krishnamurthy and W. Scott, *The Stille Reaction*, John Wiley, New York, 1997.
- 203 T. N. Mitchell, in *Metal-Catalyzed Cross-Coupling Reactions, Second Edition*, Wiley-VCH, Weinheim, 2004, pp. 125–161.
- 204 P. Espinet and A. Echavarren, *Angew. Chem., Int. Ed.*, 2004, **43**, 4704–4734.
- 205 G. Bringmann and D. Menche, *Acc. Chem. Res.*, 2001, **34**, 615–624.
- 206 G. Bringmann, Y. Reichert and V. V. Kane, *Tetrahedron*, 2004, **60**, 3539–3574.
- 207 T. C. Roberts, P. A. Smith, R. T. Cirz and F. E. Romesberg, *J. Am. Chem. Soc.*, 2007, **129**, 15830–15838.
- 208 T. W. Wallace, *Org. Biomol. Chem.*, 2006, **4**, 3197–3210.
- 209 M. M. Heravi, E. Hashemi and F. Azimian, *Tetrahedron*, 2014, **1**, 7–21.
- 210 M. M. Heravi and L. Mohammadkhani, *J. Organomet. Chem.*, 2018, **869**, 106–200.

