

Chemical Science

Accepted Manuscript

This article can be cited before page numbers have been issued, to do this please use: A. Ruffoni, D. Leonori, G. Lenardon, X. Yzeiri, G. Le Berre and D. B. Yildiz, *Chem. Sci.*, 2025, DOI: 10.1039/D5SC05329C.



This is an Accepted Manuscript, which has been through the Royal Society of Chemistry peer review process and has been accepted for publication.

Accepted Manuscripts are published online shortly after acceptance, before technical editing, formatting and proof reading. Using this free service, authors can make their results available to the community, in citable form, before we publish the edited article. We will replace this Accepted Manuscript with the edited and formatted Advance Article as soon as it is available.

You can find more information about Accepted Manuscripts in the [Information for Authors](#).

Please note that technical editing may introduce minor changes to the text and/or graphics, which may alter content. The journal's standard [Terms & Conditions](#) and the [Ethical guidelines](#) still apply. In no event shall the Royal Society of Chemistry be held responsible for any errors or omissions in this Accepted Manuscript or any consequences arising from the use of any information it contains.

ARTICLE

A Photochemical Strategy for Aromatic Nitrogen *ortho*- Isomerization**author names**

Giovanni Lenardon^{#a},
Xheila Yzeiri^{#a},
Gael Le Berre^a,
Dilara Berna Yıldız^{a,b},
Daniele Leonori^{*a},
Alessandro Ruffoni ^{*c}

affiliations

a) Institute of Organic Chemistry, RWTH Aachen University, Landoltweg 1, 52074, Aachen, Germany, E-mail: daniele.leonori@rwth-aachen.de.

b) Department of Chemistry, Faculty of Science, Gazi University, Teknikokullar, Ankara, 06500 Türkiye

c) Otto Diels – Institute of Organic Chemistry, Christian Albrecht Universität zu Kiel, Otto-Hahn-Platz 4, 24188 Kiel, Germany, E-mail: aruffoni@oc.uni-kiel.de.

author contributions.

Alessandro Ruffoni and Daniele Leonori conceptualize, designed, and supervise the project.

Giovanni Lenardon^a, Xheila Yzeiri^a contributed equally to this work.

Giovanni Lenardon^a, Xheila Yzeiri^a, Gael Le Berre^a, performed all the synthetic experiments.

Dilara Berna Yıldız^{a,b} performed the computational experiments.

All authors analysed the results and wrote the manuscript.



ARTICLE

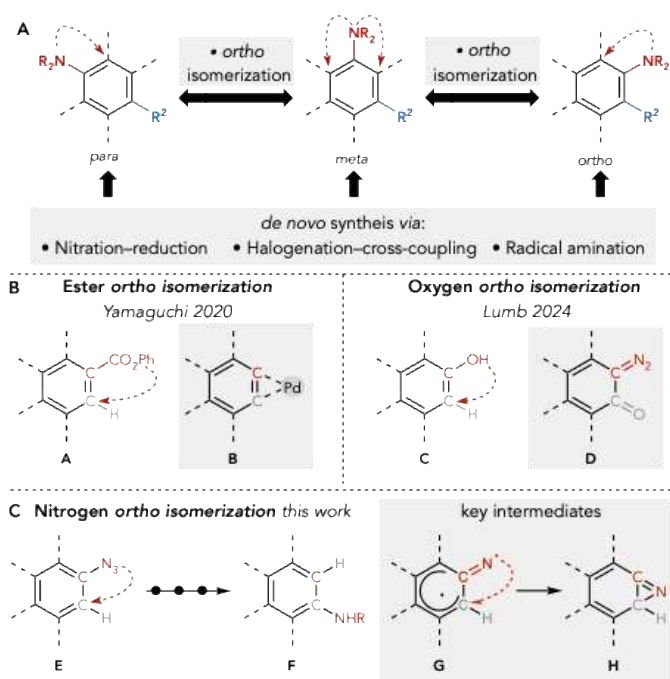
A Photochemical Strategy for Aromatic Nitrogen *ortho*-IsomerizationGiovanni Lenardon^{#a}, Xheila Yzeiri^{#a}, Gael Le Berre^a, Dilara Berna Yıldız^{a,b}, Daniele Leonori^{*a}, Alessandro Ruffoni^{*c}Received 00th January 20xx,
Accepted 00th January 20xx

DOI: 10.1039/x0xx00000x

Anilines are essential functional groups in bioactive molecules. Their aromatic substitution pattern governs key physicochemical properties and thus biological activity. Accessing anilines with identical substituents but at alternative aromatic positions is highly desirable, but remains synthetically challenging. Herein, we report a synthetic strategy enabling the *ortho*-isomerization of aromatic nitrogen substituents. This approach leverages the visible light-mediated decomposition of aryl azides in the presence of a tailored thiophenol reagent to generate *ortho*-aminothiophenols. This transformation proceeds via nitrene generation and insertion, relocating the nitrogen group to its *ortho* position while installing the sulfur moiety at the *ipso* site. Subsequent oxidative cyclization yields a cyclic sulfonium intermediate, which can be cleaved or exploited as linchpins for divergent functionalization.

Introduction

Anilines are ubiquitous structural motifs in bioactive molecules.^{1, 2} The physicochemical properties and function of anilines are dictated by the nature and the positioning of their substituents.^{3–5} Changes in substitution pattern profoundly impact interactions with biological targets by modulating H-bonding⁶ stacking,⁷ and other non-covalent interactions.^{6, 7} Thus, positional isomers of anilines often display distinct biological profiles, underscoring the importance of accessing such variants during structure-activity relationship campaigns. Despite this relevance, accessing all possible isomeric aromatic compounds can still be challenging and, in most cases, each derivative requires a specifically designed and optimized *de novo* synthesis. This is due to the nature of traditional aromatic amination that follows linear sequence of synthetic steps where functionality precursors (e.g. nitro group for reduction)^{8–10} or reactivity handle (e.g. halides for Buchwald-Hartwig cross-coupling) are installed via electrophilic aromatic substitution.^{11–14} Although more modern radical-based methods offer a more direct approach, they generally afford only a single isomer (*para*) and do not overcome the limitations in regioisomeric diversification (*ortho* - *meta*).^{15–20} A highly desirable yet underexplored strategy involves the direct translocation of functional groups from one aromatic position to another. This



Scheme 1. (A) Group translocation-*ortho* isomerization logic. (B) Group translocation-*ortho* isomerization precedent. (C) this work

would bypass traditional synthetic limitations and facilitate access to high-value isomers. Unfortunately, methods that achieve such rearrangements are rare.^{21–23} The classical “halogen dance” strategy is limited to heteroaromatics^{24, 25} and fails with benzenoids.^{26–29} Very recently, work by Yamaguchi and Lumb has explored new approaches to achieving aromatic *ortho*-isomerization. Yamaguchi developed a Pd-catalyzed process for the reconfiguration of ester groups **A** leveraging the thermodynamic equilibrium of η²-aryne-palladium complexes **B**

^a Institute of Organic Chemistry, RWTH Aachen University, Landoltweg 1, 52074, Aachen, Germany, E-mail: daniele.leonori@rwth-aachen.de.

^b Department of Chemistry, Faculty of Science, Gazi University, Teknikokullar, Ankara, 06500 Türkiye

^c Otto Diels – Institute of Organic Chemistry, Christian Albrecht Universität zu Kiel, Otto-Hahn-Platz 4, 24188 Kiel, Germany, E-mail: aruffoni@oc.uni-kiel.de.

[#] These authors contributed equally to this work.

† Supplementary Information available: [details of any supplementary information available should be included here]. See DOI: 10.1039/x0xx00000x



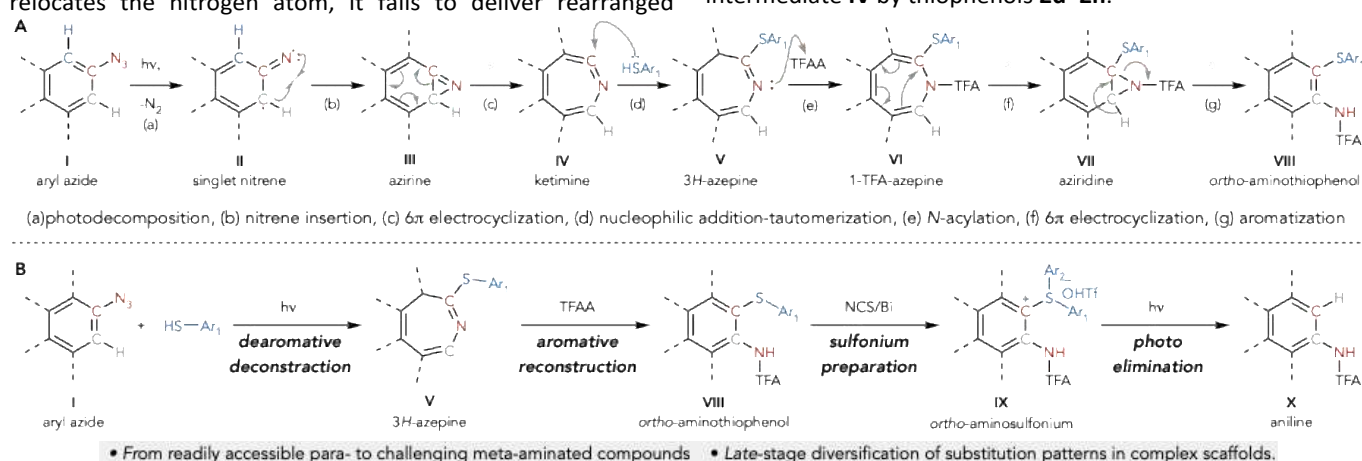
during carbonylation and elimination steps (Scheme 1B).^{30, 31} Lumb enabled the *para* to *meta* migration of OH groups in phenols **C** employing a designed sulfonyl hydrazide reagent to selectively generate diazonium intermediates **D** (Scheme 1B).³² These methods are restricted to single positional shifts without enabling further isomerization. Here, we report a synthetic protocol for nitrogen *ortho*-isomerization on benzene rings (Scheme 1C). Our approach uses aryl azides and a tailored thiophenol reagent under visible-light photolysis to generate singlet nitrenes, which undergo regioselective insertion to yield *ortho*-aminothiophenols. These intermediates are converted to sulfonium salts, which serve as both removable handles and diversification platforms. This protocol enables the isomerization of the nitrogen atom from the *para* to the *meta* position, and from the *meta* to the *ortho* or *para* positions, potentially allowing controlled access to all possible isomers. The strategy is compatible with polysubstituted derivatives and has been applied to the isomerization of bioactive molecules

anilines due to sulfur incorporation in the final product. We envisioned that conversion of these aminothiophenols into sulfonium species followed by visible-light-mediated cleavage could provide a route to the rearranged anilines.

Reaction Development. The success of this concept hinged on identifying a thiophenol capable of both trapping the ketimine intermediate and supporting subsequent sulfonium formation for the final cleavage step. Building on our previous work, we began by evaluating thiols **2a** and **2b**, which successfully enabled the formation of *ortho*-aminothiophenols.³³ However, these intermediates failed to generate the corresponding sulfonium salts, likely due to the insufficient nucleophilicity of the sulfur moiety. In contrast, the more electron-rich thiol **2c** afforded the desired sulfonium in high yield, but attempts at photoinduced cleavage were unsuccessful. These results clearly underscored the need for a single thiophenol reagent that could efficiently support all three steps of the sequence. To address this, we explored *ortho*-aryl-substituted thiophenols, which were expected to form cyclic triaryl sulfoniums. These species were of particular interest due to their known propensity for undergoing photofragmentation with release of dibenzothiophene.^{56–59} Accordingly, we evaluated a series of biaryl thiophenols (**2d–2h**, Scheme 3). However, under standard conditions, these derivatives failed to participate in the nitrene-based insertion reaction. We found that their conversion to the corresponding sodium salts, required to activate the thiol for ketimine trapping, resulted in significant decomposition, presumably due to their high electron density and susceptibility to oxidative degradation. Since these thiophenols showed no reactivity in the absence of a base, we re-optimized the nitrene-insertion step. Rather than using a strong base, which can readily generate easily oxidized thiolates, we investigated the use of a milder base that could potentially also act as a nucleophilic activator. This base may trap the ketimine intermediate, thereby enabling its subsequent displacement by the sulfide. This approach proved effective, and DMAP was identified as the optimal additive to facilitate capture of intermediate **IV** by thiophenols **2d–2h**.

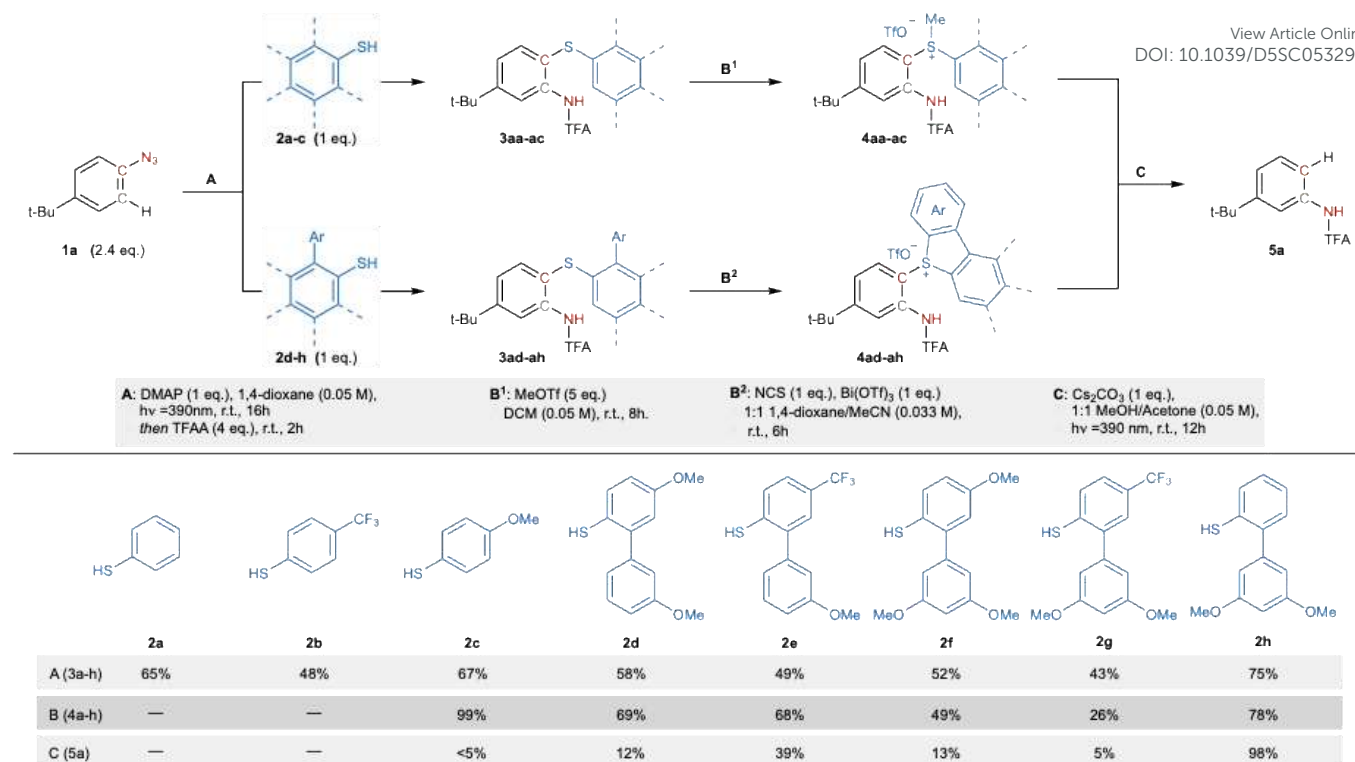
Results and discussion

Design Plan. In our earlier studies we demonstrated the synthesis of *ortho*-aminothiophenols,³³ upon irradiating aryl azides **I** and sodium thiolates with purple LEDs ($\lambda = 390$ nm) (Scheme 2A).^{33–37} This process generates singlet aryl nitrenes **II**,^{38–43} which undergo N-insertion to form azirines **III**.⁴⁴ These intermediates partake in a 6π -electrocyclization event, leading to highly electrophilic ketimines **IV**. These intermediates can be trapped *in situ* with thiol nucleophiles and the resulting 1*H*-azepines^{45–47} readily isomerizes to the thermodynamically stable 3*H*-azepines **V**.^{48–52, 53} When treated with electrophiles like TFAA, **V** were converted into **VI** via the generation of antiaromatic **VI**, followed by 6π -electrocyclization^{33, 37, 54, 55} and aromatization. A key mechanistic aspect of this strategy is that the nitrogen undergoes *ortho*-isomerization, with the thiol being selectively trapped at the original *ipso* position of the starting aryl azide **I**. Although this methodology effectively relocates the nitrogen atom, it fails to deliver rearranged



Scheme 2. (A) Proposed mechanistic blueprint for the photochemical conversion of aryl azides into *ortho*-aminothiophenols. (B) Synthetic strategy design for nitrogen *ortho* isomerization





Scheme 3. Optimized reaction condition & thiols reagent design

Among these, thiophenol **2h** gave the highest conversion, whereas derivatives bearing para electron-donating (OMe, compounds **2d** and **2f**) or electron-withdrawing (CF₃, compounds **2e** and **2g**) substituents displayed reduced reactivity. With this improved protocol, we next examined sulfonium formation: upon treatment with MeOTf in DCM (conditions **B²**) only substrate **3ac** was successfully converted to the desired product, which then unfortunately failed to undergo the following step. On the other hand, with NCS as the electrophile and Bi(OTf)₃ as the Lewis acid (conditions **B¹**) we were able to obtain all the corresponding triaryl sulfonium salts, with ^{60, 61} the derivative derived from thiophenol **2h** affording once again the highest yield. The final photocleavage step was evaluated using purple LEDs ($\lambda = 390\text{ nm}$) in a MeOH–acetone mixture with Cs₂CO₃ as base. Notably, the efficiency of this transformation was highly sensitive to the substitution pattern on the sulfonium ring. While several sulfonium derivatives (**2c**, **2d**, **2f** and **2g**) gave poor conversions, the compound derived from thiophenol **2h** underwent clean photofragmentation to deliver the desired translocated aniline in quantitative yield. Although the origins of this enhanced reactivity remain unclear, thiophenol **2h** consistently outperformed all other candidates across each of the three steps and was therefore selected as the optimal reagent for further scope exploration.

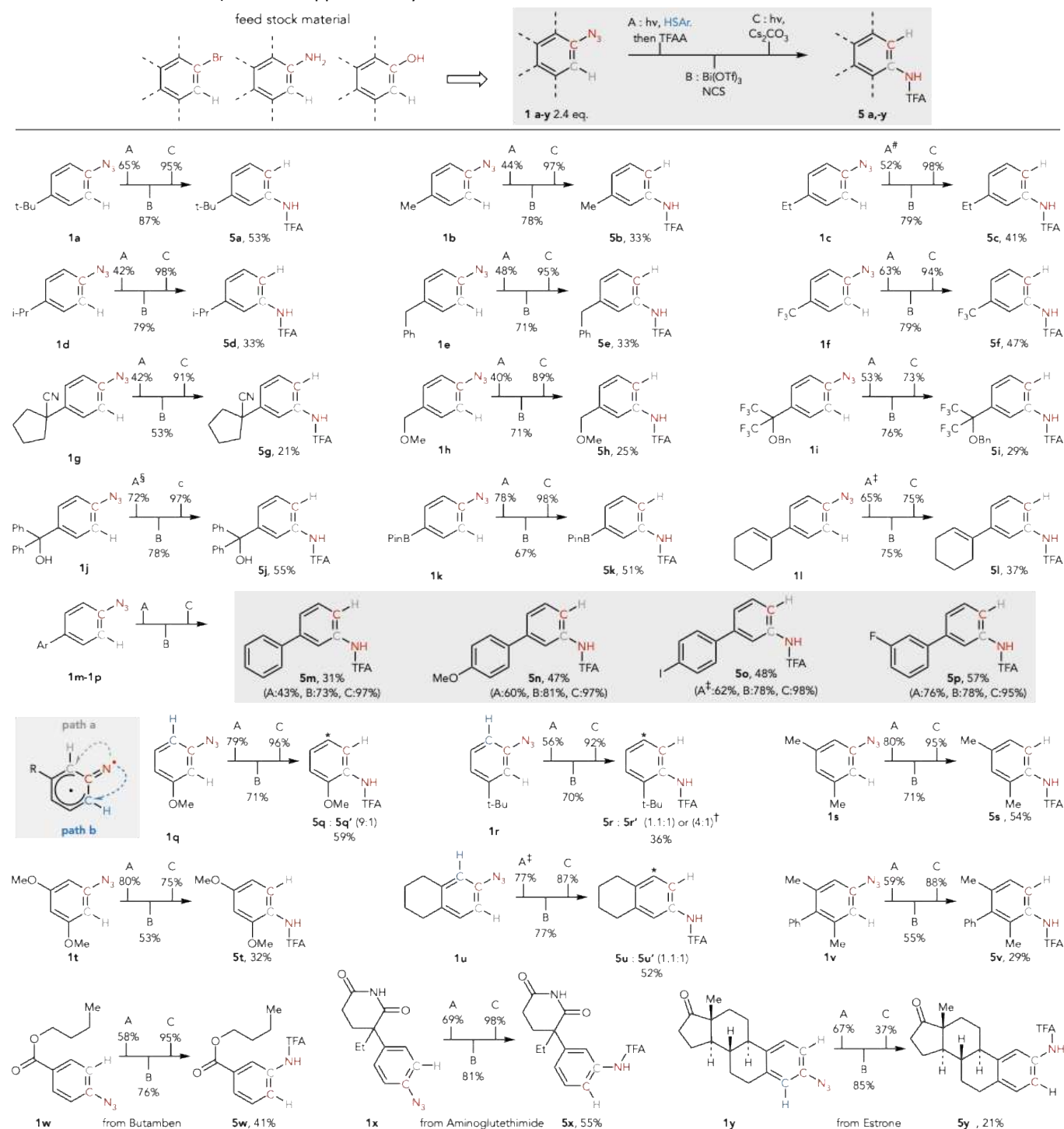
Scope of the nitrogen ring walk: With the optimized reaction conditions in hand, we explored the substrate scope using *para*-substituted aryl azides (**1a–1y**). These azides are readily accessible from the corresponding *para*-substituted anilines as well as other feedstock materials (see Supplementary Material

for details) serve as valuable precursors to *meta*-functionalized anilines, which are often synthetically challenging to access and, in fact, represent only a small fraction (7%) of commercially available compounds (see Supplementary Material for details). As shown in Scheme 4A, a series of alkyl substituents were well tolerated, delivering products **5b–5e** in overall good yields across the three-steps sequence. Importantly, these substituents could incorporate a diverse range of functional groups, including HAT-activated benzyl (**1e**), α -methoxy (**1h**), nitrile-substituted quaternary carbons (**1g**), and trifluoromethyl groups (**1f**, **1i**). These products (**5g–5i**) were obtained in slightly reduced yields. Free alcohols, as in aryl azide **1j**, afford **5j** in 55% yield, with no observed self-condensation during the initial step, highlighting the protocol's chemoselectivity for thiol nucleophiles. Notably, the strongly electron-withdrawing *para*-CF₃ group (**1f**) was compatible, affording **5f** in 47% overall yield. A boronic ester [B(pin)] substituent was also tolerated, furnishing product **5k**, which is amenable to downstream cross-coupling functionalization. We next examined substrates bearing alkene (**1l**) and aromatic (**1m–1p**) groups. These furnished the corresponding anilines (**5l–5p**) in moderate to good yields and demonstrated compatibility with *para*-substituents such as methoxy, iodine, and fluorine. This is particularly noteworthy given that *para*-substituted aromatics are known to suppress nitrene insertion due to electronic deactivation.⁶² With *meta*-substituted azides, mixtures of *ortho*- and *para*-products were observed, consistent with the possibility of nitrene cyclization at either *ortho* position (Scheme 3).^{63–66} Nonetheless, the OMe-containing azide **1q**



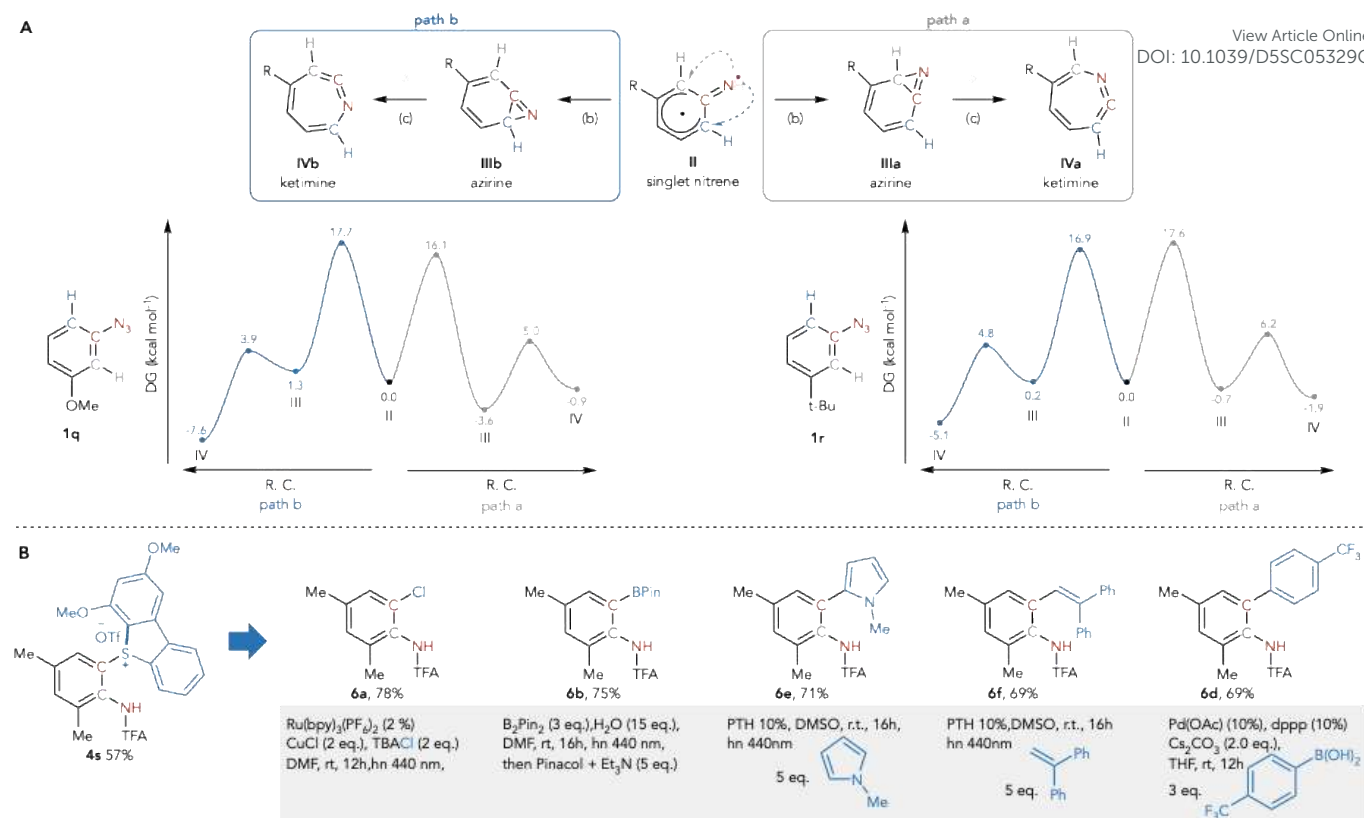
showed high regioselectivity for the *ortho*-isomer **5q**. In contrast, the *tert*-butyl derivative **1r** gave a near 1:1 mixture of *ortho* and *meta* products. Remarkably, shifting the solvent to trifluorotoluene and conducting the reaction at 60 °C significantly enhanced regioselectivity, yielding the *ortho*-isomer **5r** in a 4:1 ratio. (See the Supplementary Material for

details of the optimization and comprehensive studies on other substrates) This observation highlights the decisive influence of solvent polarity and temperature on the reaction coordinate, allowing for fine-tuning of positional selectivity.



Scheme 4. Substrate scope of the nitrogen *ortho* isomerization. Solvent: # hexane, § diethyl ether, † trifluorotoluene, ‡ step A: trifluorotoluene 60 °C. Condition: A: DMAP (1 eq.), 1,4-dioxane (0.05 M), hv = 390nm, r.t., 16h, then TFAA (4 eq.), r.t., 2h. B: NCS (1 eq.), Bi(OTf)₃ (1 eq.), 1:1 1,4-dioxane/MeCN (0.033 M), r.t., 6h. C: Cs₂CO₃ (1 eq.), 1:1 MeOH/Acetone (0.05 M), hv = 390 nm, r.t., 12h. Yield: A= yield calculated based on the amount of thiol used, A & B = NMR yield, C= isolated yield.





Scheme 5. (A) Mechanistic analysis of regioselectivity. **(B)** Synthesis of *ortho*-anilines via sulfonium diversification

We further extended the scope to polysubstituted azides. Symmetrical di-*meta*-substituted derivatives **1s** and **1t** yielded *ortho*-*para* anilines **5s** and **5t** in 54% and 32% yields, respectively, showcasing the method's tolerance toward electronically rich systems. The bicyclic 6-azido-tetrahydronaphthalene **1u** provided both regioisomers in comparable yields (36% and 52%). Trisubstituted azide **1v** enabled the synthesis of the tetrasubstituted aniline **5v** in 29% yield, an otherwise synthetically demanding structure that lies beyond the reach of conventional $\text{S}_{\text{E}}\text{Ar}$ or cross-coupling strategies.⁵ To further demonstrate the synthetic utility of our strategy, we applied it to azide derivatives of bioactive compounds. The local anesthetic butamben was converted into meta-butamben **5w** in 27% yield. Similarly, the anticancer agent aminoglutethimide underwent clean para-to-meta isomerization to afford **5x** in 55% yield. Estrone-derived azides yielded a 1:1 mixture of isomerized aminothiophenol intermediates. However, despite efficient sulfonium formation, photochemical cleavage conditions led exclusively to product **5y** in 21% yield, with the other regioisomer undergoing complete decomposition.⁶⁷ It is worth noting that TFA protection is generally removed quantitatively after treatment with aqueous KOH wash, delivering the free anilines. This results in an overall isomerization from para-aniline (azide precursors) to meta-anilines.

Mechanistic analysis of regioselectivity. To gain deeper insight into the origins of regioselectivity in *meta*-substituted aryl

azides such as **1q** and **1r**, we carried out DFT calculations on the two mechanistic pathways (**path a** and **path b**) that proceed from the singlet nitrene (**II**) to the ketimine (**IV**) via the azirine (**III**), as the regioselectivity of the reaction is determined by the nitrene insertion. For **1q**, the nitrene-to-azirine conversion (*step b*) is clearly favored along **path a**: the computed barrier is lower (16.1 vs. 17.1 kcal mol⁻¹), and the resulting azirine intermediate is more stabilized (-3.6 vs. 1.3 kcal mol⁻¹). This dual kinetic and thermodynamic advantage renders **path a** the dominant trajectory, providing a straightforward rationale for the regioselectivity observed experimentally. In the case of **1r**, however, the situation is more nuanced. The two transition states are separated by less than 1 kcal mol⁻¹, and the corresponding azirine intermediates differ only slightly in stability (*path a* favored by 0.9 kcal mol⁻¹). The combination of a slightly lower barrier for *path b* and the greater stability of the *path a* azirine establishes a kinetic-thermodynamic dichotomy: the *path b* azirine can be classified as the kinetic pathway, while the *path a* analogue represents the thermodynamic minimum. This balance provides a natural rationale for the temperature-dependent outcome: at ambient conditions both azirines may form in comparable amounts, whereas the elevated temperature equilibration shifts the distribution toward the thermodynamically preferred *path a*.

Synthesis of *ortho*-aniline. Aryl sulfoniums are powerful synthetic handles for diverse functionalization via cross-coupling reactions and redox chemistry.⁶⁸⁻⁷⁴ Sulfonium group



can be introduced onto the aromatic ring either by exploiting existing prefunctionalization^{68, 73} or directly via C–H functionalization, typically with para-selectivity.^{69, 72, 74} Our protocol allows the selective installation of sulfonium groups *ortho* to aniline functionalities with complete regiocontrol. We envisaged that this intermediate could act as a strategic platform to enable divergent *ortho*-functionalization pathways, expanding the reactivity beyond nitrogen isomerization. This concept was validated as shown in Scheme 4B. Photoredox-induced fragmentation in the presence of a chlorinating agent provided *ortho*-chloroaniline **6a** in 69% yield.^[22h] Similarly, blue light irradiation ($\lambda = 440$ nm) in the presence of B₂(pin)₂ afforded *ortho*-borylated product **6b** in 75% yield, enabling further downstream diversification through standard cross-coupling protocols.⁶⁹ Furthermore, phenylphenothiazine (PTH)-mediated reduction of sulfonium **4t** generated an aryl radical intermediate that was effectively intercepted by methylpyrrole and styrene to afford C–C coupled products **6c** and **6d** in 71% and 69% yields, respectively. Finally, the versatility of these sulfonium intermediates was showcased through a Suzuki–Miyaura cross-coupling, delivering *ortho*-arylated aniline **6e** in 69% yield.

Conclusions

We have developed a synthetic strategy for *ortho*-isomerization of aromatic nitrogen. This method enables the transformation of easily accessible *para*-substituted anilines into more challenging *meta*-functionalized derivatives. This protocol tolerates many functionalities often encountered in organic synthesis and has proven efficient for late-stage reconfiguration of bioactive molecules. We hope this might find application as a tool for chemical space exploration without the requirement for *de novo* synthesis. Furthermore, the sulfonium intermediates generated as part of the strategy can serve as a powerful linchpin for diverse transformations, including photoredox catalysis and cross-coupling. This can be used to overcome current limitations in aniline functionalization chemistry and expand the scope of accessible derivatives.

Author contributions

AR and DL conceptualize, designed, and supervise the project. GL, XY and GLB performed all the synthetic experiments. DBY performed the computational experiments. All authors analysed the results and wrote the manuscript.

Conflicts of interest

There are no conflicts to declare.

Data availability

The data that support the findings of this study are available in the ESI† of this article.
DOI: 10.1039/D5SC05329C

Acknowledgements

D. L. thanks the ERC for a grant (101086901). G. L. and X. Y. contributed equally to this work. The manuscript was written through contributions of all authors. All authors have given approval to the final version of the manuscript.

Notes and references

1. S. D. Roughley and A. M. Jordan, *J. Med. Chem.*, 2011, **54**, 3451–3479.
2. E. Vitaku, D. T. Smith and J. T. Njardarson, *J. Med. Chem.*, 2014, **57**, 10257–10274.
3. K. C. Gross and P. G. Seybold, *Int. J. Quantum Chem*, 2000, **80**, 1107–1115.
4. C. Hansch, A. Leo and R. W. Taft, *Chem. Rev.*, 1991, **91**, 165–195.
5. A. Nilova, L.-C. Campeau, E. C. Sherer and D. R. Stuart, *Journal of Medicinal Chemistry*, 2020, **63**, 13389–13396.
6. A. Ricci, *Amino group chemistry: from synthesis to the life sciences*, John Wiley & Sons, 2008.
7. S. Burley and G. A. Petsko, *Science*, 1985, **229**, 23–28.
8. S. Liu, Z. Gan, M. Jiang, Q. Liao, Y. Lu, H. Wang, Z. Xue, Z. Chen, Y. Zhang and X. Yang, *JACS Au*, 2024, **4**, 4899–4909.
9. S. Patra, I. Mosiagin, R. Giri and D. Katayev, *Synthesis*, 2022, **54**, 3432–3472.
10. G. A. Olah, S. C. Narang, J. A. Olah and K. Lammertsma, *PNAS*, 1982, **79**, 4487–4494.
11. I. P. Beletskaya and A. V. Cheprakov, *Coord. Chem. Rev.*, 2004, **248**, 2337–2364.
12. J. F. Hartwig, *Nature*, 2008, **455**, 314–322.
13. P. Ruiz-Castillo and S. L. Buchwald, *Chem. Rev.*, 2016, **116**, 12564–12649.
14. M. J. West, J. W. Fyfe, J. C. Vantourout and A. J. Watson, *Chem. Rev.*, 2019, **119**, 12491–12523.
15. L. Legnani, G. Prina Cerai and B. Morandi, *ACS Catal.*, 2016, **6**, 8162–8165.
16. G. B. Boursalian, W. S. Ham, A. R. Mazzotti and T. Ritter, *Nat. Chem.*, 2016, **8**, 810–815.
17. N. A. Romero, K. A. Margrey, N. E. Tay and D. A. Nicewicz, *Science*, 2015, **349**, 1326–1330.
18. W. S. Ham, J. Hillenbrand, J. Jacq, C. Genicot and T. Ritter, *Angew. Chem. Int. Ed.*, 2019, **58**, 532–536.
19. S. L. Rössler, B. J. Jelier, P. F. Tripet, A. Shemet, G. Jeschke, A. Togni and E. M. Carreira, *Angew. Chem. Int. Ed.*, 2019, **58**, 526–531.
20. A. Ruffoni, F. Juliá, T. D. Svejstrup, A. J. McMillan, J. J. Douglas and D. Leonori, *Nat. Chem.*, 2019, **11**, 426–433.
21. A. Ajaz, E. C. McLaughlin, S. L. Skrabala, R. Thamamam and R. P. Johnson, *J. Org. Chem.*, 2012, **77**, 9487–9495.
22. C. Odena, E. Gómez-Bengoa and R. Martin, *J. Am. Chem. Soc.*, 2023, **146**, 112–117.
23. Y. Sekiguchi, P. Onnuch, Y. Li and R. Y. Liu, *J. Am. Chem. Soc.*, 2024, **147**, 1224–1230.
24. K. Inoue and K. Okano, *ChemCatChem*, 2024, **16**, e202400408.



25. T. Sammakia, E. L. Stangeland and M. C. Whitcomb, *Org. Lett.*, 2002, **4**, 2385-2388.
26. M. Schnürch, M. Spina, A. F. Khan, M. D. Mihovilovic and P. Stanetty, *Chem. Soc. Rev.*, 2007, **36**, 1046-1057.
27. T. R. Puleo and J. S. Bandar, *Chem. Sci.*, 2020, **11**, 10517-10522.
28. K. Inoue, A. Mori and K. Okano, *Org. Lett.*, 2023, **25**, 6693-6698.
29. K. Inoue, A. Mori and K. Okano, *Chemistry—A European Journal*, 2024, **30**, e202400104.
30. M. Kubo, N. Inayama, E. Ota and J. Yamaguchi, *Org. Lett.*, 2022, **24**, 3855-3860.
31. K. Matsushita, R. Takise, K. Muto and J. Yamaguchi, *Science advances*, 2020, **6**, eaba7614.
32. S. Edelman and J.-P. Lumb, *Nat. Chem.*, 2024, **16**, 1193-1199.
33. B. Li, A. Ruffoni and D. Leonori, *Angew. Chem. Int. Ed.*, 2023, **62**, e202310540.
34. R. Mykura, R. Sánchez-Bento, E. Matador, V. K. Duong, A. Varela, L. Angelini, R. J. Carbajo, J. Llaveria, A. Ruffoni and D. Leonori, *Nat. Chem.*, 2024, **16**, 771-779.
35. S. C. Patel and N. Z. Burns, *J. Am. Chem. Soc.*, 2022, **144**, 17797-17802.
36. T. J. Pearson, R. Shimazumi, J. L. Driscoll, B. D. Dherange, D.-I. Park and M. D. Levin, *Science*, 2023, **381**, 1474-1479.
37. R. Sánchez-Bento, B. Roure, J. Llaveria, A. Ruffoni and D. Leonori, *Chem*, 2023, **9**, 3685-3695.
38. B. Iddon, O. Meth-Cohn, E. Scriven, H. Suschitzky and P. Gallagher, *Angew. Chem. Int. Ed.*, 1979, **18**, 900-917.
39. R. A. Odum and A. M. Aaronson, *J. Am. Chem. Soc.*, 1969, **91**, 5680-5681.
40. L. Horner and A. Christmann, *Angew. Chem. Int. Ed.*, 1963, **2**, 599-608.
41. N. Gritsan and M. Platz, *Chem. Rev.*, 2006, **106**, 3844-3867.
42. N. P. Gritsan, T. Yuzawa and M. S. Platz, *J. Am. Chem. Soc.*, 1997, **119**, 5059-5060.
43. N. P. Gritsan, Z. Zhu, C. M. Hadad and M. S. Platz, *J. Am. Chem. Soc.*, 1999, **121**, 1202-1207.
44. A. Marcinek, M. S. Platz, S. Y. Chan, R. Floresca, K. Rajagopalan, M. Golinski and D. Watt, *The Journal of Physical Chemistry*, 1994, **98**, 412-419.
45. H. Takeuchi and K. Koyama, *J. Chem. Soc., Chem. Commun.*, 1981, 202-204.
46. T. B. Brown, P. R. Lowe, C. H. Schwalbe and M. F. Stevens, *J. Chem. Soc., Perkin Trans. 1*, 1983, 2485-2490.
47. O. L. Chapman and J. P. Le Roux, *J. Am. Chem. Soc.*, 1978, **100**, 282-285.
48. W. T. Borden, N. P. Gritsan, C. M. Hadad, W. L. Karney, C. R. Kemnitz and M. S. Platz, *Acc. Chem. Res.*, 2000, **33**, 765-771.
49. W. L. Karney and W. T. Borden, *J. Am. Chem. Soc.*, 1997, **119**, 1378-1387.
50. N. P. Gritsan, I. Likhovvorik, M.-L. Tsao, N. Çelebi, M. S. Platz, W. L. Karney, C. R. Kemnitz and W. T. Borden, *J. Am. Chem. Soc.*, 2001, **123**, 1425-1433.
51. S. M. Ulf, H. Okamoto and K. Satake, *Chem. Lett.*, 2012, **41**, 400-402.
52. K. Satake, R. Okuda, M. Hashimoto, Y. Fujiwara, I. Watadani, H. Okamoto, M. Kimura and S. Morosawa, *J. Chem. Soc., Chem. Commun.*, 1991, 1154-1156.
53. B. A. DeGraff, D. W. Gillespie and R. J. Sundberg, *J. Am. Chem. Soc.*, 1974, **96**, 7491-7496.
54. G. Li, M. N. Lavagnino, S. Z. Ali, S. Hu and A. T. Radosevich, *J. Am. Chem. Soc.*, 2022, **145**, 41-46. [View Article Online](#) DOI: 10.1039/D5SC05329C
55. F. R. Atherton and R. W. Lambert, *J. Chem. Soc., Perkin Trans. 1*, 1973, 1079-1084.
56. J. L. Dektar and N. P. Hacker, *J. Am. Chem. Soc.*, 1990, **112**, 6004-6015.
57. E. Despagne-Ayoub, W. W. Kramer, W. Sattler, A. Sattler, P. J. LaBeaume, J. W. Thackeray, J. F. Cameron, T. Cardolaccia, A. A. Rachford and J. R. Winkler, *Photochem. Photobiol. Sci.*, 2018, **17**, 27-34.
58. Z.-H. Lin, Y.-F. Yao and C.-P. Zhang, *Org. Lett.*, 2022, **24**, 8417-8422.
59. B. Zhang, T. Li and Y. Kang, *Res. Chem. Intermed.*, 2017, **43**, 6617-6625.
60. T. Gendron, K. Sander, K. Cybulska, L. Benhamou, P. K. B. Sin, A. Khan, M. Wood, M. J. Porter and E. Årstad, *J. Am. Chem. Soc.*, 2018, **140**, 11125-11132.
61. F. Sirindil, S. Maher, M. Schöll, K. Sander and E. Årstad, *Int. J. Mol. Sci.*, 2022, **23**, 15481.
62. K. Lamara and R. K. Smalley, *Tetrahedron*, 1991, **47**, 2277-2290.
63. H. Inui, K. Sawada, S. Oishi, K. Ushida and R. J. McMahon, *J. Am. Chem. Soc.*, 2013, **135**, 10246-10249.
64. C. M. Nunes, I. Reva, S. Kozuch, R. J. McMahon and R. Fausto, *J. Am. Chem. Soc.*, 2017, **139**, 17649-17659.
65. T. Schleif, J. Mieres-Perez, S. Henkel, E. Mendez-Vega, H. Inui, R. J. McMahon and W. Sander, *J. Org. Chem.*, 2019, **84**, 16013-16018.
66. Y. Ohba, S. Kubo, M. Nakai, A. Nagai and M. Yoshimoto, *Bull. Chem. Soc. Jpn.*, 2006, **59**, 2317-2320.
67. J. P. Horwitz, V. K. Iyer, H. B. Vardhan, J. Corombos and S. C. Brooks, *J. Med. Chem.*, 1986, **29**, 692-698.
68. M. H. Aukland, M. Šiaučiulis, A. West, G. J. Perry and D. J. Procter, *Nature Catalysis*, 2020, **3**, 163-169.
69. F. Berger, M. B. Plutschack, J. Riegger, W. Yu, S. Speicher, M. Ho, N. Frank and T. Ritter, *Nature*, 2019, **567**, 223-228.
70. A. Dewanji, L. van Dalsen, J. A. Rossi-Ashton, E. Gasson, G. E. Crisenza and D. J. Procter, *Nat. Chem.*, 2023, **15**, 43-52.
71. P. S. Engl, A. P. Häring, F. Berger, G. Berger, A. Pérez-Bitrián and T. Ritter, *J. Am. Chem. Soc.*, 2019, **141**, 13346-13351.
72. J. Li, J. Chen, R. Sang, W.-S. Ham, M. B. Plutschack, F. Berger, S. Chhabra, A. Schnegg, C. Genicot and T. Ritter, *Nat. Chem.*, 2020, **12**, 56-62.
73. L. van Dalsen, R. E. Brown, J. A. Rossi-Ashton and D. J. Procter, *Angew. Chem. Int. Ed.*, 2023, **62**, e202303104.
74. D. Zhao, R. Petzold, J. Yan, D. Muri and T. Ritter, *Nature*, 2021, **600**, 444-449.



Data availability

The data that support the findings of this study are available in the ESI† of this article.

