

Cite this: *Catal. Sci. Technol.*, 2023,  
13, 2142

# Consequence of products from oxidative coupling of methane in a non-oxidative high temperature environment†

Haruka Komada,<sup>a</sup> Keisuke Obata,<sup>a</sup> Duanxing Li,<sup>a</sup>  
S. Mani Sarathy<sup>id</sup><sup>bc</sup> and Kazuhiro Takanabe<sup>id</sup><sup>\*ad</sup>

Oxidative coupling of methane (OCM) is a direct process that converts methane to higher hydrocarbons, such as ethylene. For several decades, various catalysts and their reaction mechanisms have been investigated to obtain high selectivity for the target products. However, the consequences of OCM products after O<sub>2</sub> depletion at high temperatures, which is generated by an exothermic reaction, have been often overlooked. In the present study, a two-stage reactor that mimics an industrial reactor was used to study the successive reactions of OCM products. Gas phase homogeneous and heterogeneous reactions on the surface of catalysts and supports have been systematically investigated. Dehydrogenation of OCM products to acetylene and the following condensation occurs in the gas phase. Meanwhile, steam reforming of OCM products concurrently followed by water gas shift reactions was observed on various catalysts and supports and led to the loss of C<sub>2</sub> yield. Based on the investigations, a design guideline for the OCM reactor is proposed.

Received 21st December 2022,  
Accepted 18th February 2023

DOI: 10.1039/d2cy02145e

rsc.li/catalysis

## Introduction

Olefins, such as ethylene, propylene, and butadiene, are important chemical feedstocks in the manufacturing process of various functional compounds, such as plastics and rubbers. Currently, olefins are obtained by refining crude oil followed by their cracking, and their demand is expected to increase continuously. Due to concerns about crude oil depletion, however, it is necessary to develop synthetic routes using other carbon sources. Methane is considered an alternative hydrocarbon source due to the recent shale gas revolution. The general synthetic route for obtaining olefins from methane involves at least three steps: (1) synthesis gas (syngas) generation through a methane reforming reaction, (2) methanol synthesis from syngas, and (3) methanol-to-

olefin reaction.<sup>1</sup> Syngas is a mixture of H<sub>2</sub>, CO, and some CO<sub>2</sub>, which are the major intermediates in the industrial methane conversion process. The methods to obtain syngas include steam reforming, partial oxidation, and carbon dioxide reforming using H<sub>2</sub>O, O<sub>2</sub>, and CO<sub>2</sub> as reactants, respectively. The reaction equations for each reforming process are shown below.



The indirect conversion process of CH<sub>4</sub> *via* syngas is an attractive process that is widely used at an industrial level. On the other hand, the syngas production process itself is costly and energy-intensive. In addition, the formation of hydrocarbons from synthesis gas requires either CO or H<sub>2</sub> to remove the oxygen from CO leading to a loss of carbon atom utilization efficiency or consumption of valuable H<sub>2</sub>.<sup>2</sup> In short, the indirect route is a process involving oxygen addition to and removal from hydrocarbons. In contrast, oxidative coupling of methane (OCM), which can yield C<sub>2</sub> or higher olefins from methane in one step in the presence of oxygen,<sup>2–4</sup> has been attracting great attention for further improving the efficiency of the CH<sub>4</sub> conversion process. The

<sup>a</sup> Department of Chemical System Engineering, School of Engineering, The University of Tokyo, 7-3-1 Hongo, Bunkyo-ku, Tokyo, 113-8656, Japan.  
E-mail: takanabe@chemsys.t.u-tokyo.ac.jp

<sup>b</sup> King Abdullah University of Science and Technology (KAUST), Clean Combustion Research Center (CCRC) and Physical Sciences and Engineering Division (PSE), 4700 KAUST, Thuwal 23955-6900, Saudi Arabia

<sup>c</sup> King Abdullah University of Science and Technology (KAUST), KAUST Catalysis Center (KCC), 4700 KAUST, Thuwal 23955-6900, Saudi Arabia

<sup>d</sup> PRESTO, Japan Science and Technology Agency (JST), Kawaguchi, Saitama 332-0012, Japan

† Electronic supplementary information (ESI) available. See DOI: <https://doi.org/10.1039/d2cy02145e>



advantage of the OCM reaction over conventional industrialized reactions is that OCM is an exothermic reaction (eqn (4)) and has no thermodynamic barriers due to negative changes in both enthalpy and Gibbs energy.



Unlike indirect conversion *via* synthesis gas, OCM has the potential to reduce conversion costs because of a reduction in the number of steps in the conversion process and the energy input.

Research concerning the OCM reaction started as early as the 1980s by Keller and Bhasin,<sup>5</sup> and the reaction is known to go through a complex homogeneous–heterogeneous reaction network between the intermediates on the surface of catalysts and gas phase radicals.<sup>6,7</sup> The widely accepted reaction mechanism of the OCM reaction is initiated by the dissociative adsorption of O<sub>2</sub> on the catalyst surface to form surface oxygen species O\*. The surface oxygen species abstract hydrogen atom from CH<sub>4</sub> to form CH<sub>3</sub> radicals, which dimerize in the gas phase to produce C<sub>2</sub>H<sub>6</sub> as the primary product. However, because the resulting hydrocarbons can be easily activated compared to CH<sub>4</sub> due to their weaker C–H bond strength, their overoxidation to CO<sub>x</sub> is a challenge, which results in a loss of selectivity and the resulting yield at high CH<sub>4</sub> conversion.<sup>8–10</sup> Various catalysts, such as Li/MgO-, La<sub>2</sub>O<sub>3</sub>-, and Sm<sub>2</sub>O<sub>3</sub>-based catalysts, were investigated to improve the process's selectivity and reaction rate,<sup>11–15</sup> One of the most studied catalysts is alkali metal-based tungstate, such as Na<sub>2</sub>WO<sub>4</sub>, due to its high C<sub>2</sub> selectivity. The unique feature of the tungstate catalysts is that the addition of H<sub>2</sub>O in the reactant stream improves the CH<sub>4</sub> conversion rate and the selectivity to C<sub>2</sub> products.<sup>16,17</sup> We have proposed that the OH radical is generated from H<sub>2</sub>O and O<sub>2</sub> on the catalyst surface and that the resulting highly reactive OH radical readily abstracts the hydrogen atom from stable CH<sub>4</sub>.<sup>16–20</sup> On the surface of the catalyst, alkali metal peroxides/superoxides were observed,<sup>18</sup> and these species are suggested to be involved in catalyzing the OH radical formation. The reported single-pass C<sub>2</sub> yield reached 25% using Mn/Na<sub>2</sub>WO<sub>4</sub>/SiO<sub>2</sub> catalysts at 850 °C,<sup>21</sup> which is close to the industrial target of ~30%. The C<sub>2+</sub> yield in a sequential dual reactor with Na<sub>2</sub>WO<sub>4</sub>/SiO<sub>2</sub> reached 27.6% at 850–880 °C.<sup>22</sup>

Since OCM is an exothermic reaction as shown in eqn (4), the use of an adiabatic reactor is considered necessary to make the process more efficient *via* utilization of the reaction heat as thermal energy. However, the resulting gas mixture is predicted to reach a high temperature even above 1000 °C after complete depletion of O<sub>2</sub>.<sup>23</sup> Although various studies have been devoted to developing selective catalysts and revealing their reaction mechanisms,<sup>24–30</sup> the consequences of OCM products exposed under non-oxidative high temperature conditions have often been overlooked. For example, ethane generated from the OCM reaction is

reported to undergo dehydrogenation to ethylene in the later stages at high temperatures after O<sub>2</sub> depletion.<sup>31,32</sup>



Nevertheless, undesired reactions involving OCM products have not been previously discussed. In an industrial reactor, excess amounts of catalysts need to be introduced to compensate for the potential loss of activity, a process that would result in the exposure of the OCM products to the extra catalysts and supports at high temperatures due to their exothermicity. In this study, we systematically investigated successive reactions of OCM products under high temperature non-oxidative conditions using a two-stage reactor that mimics an industrial reactor (Fig. 1). The OCM reaction is completed in the first stage reactor, while the OCM product mixture is exposed to the high temperature non-oxidative conditions in the second stage so that the successive reactions can be investigated. Both the homogeneous gas phase and heterogeneous reactions on various supports and catalysts after O<sub>2</sub> depletion have been studied independently. Based on the present investigation, a design guideline for an OCM reactor that can achieve a high C<sub>2</sub> yield is proposed.

## Experimental

### Catalyst preparation

A wet impregnation method was used to prepare 5 wt% Na<sub>2</sub>WO<sub>4</sub>/SiO<sub>2</sub> using Na<sub>2</sub>WO<sub>4</sub>·2H<sub>2</sub>O (≥99%, Sigma-Aldrich) as a

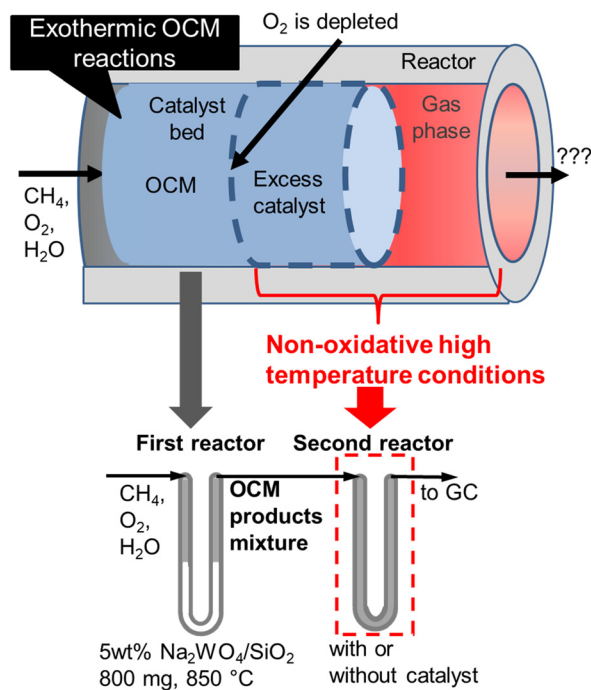


Fig. 1 Schematic representation of the two-stage reactor that mimics industrial reactors.



precursor on a SiO<sub>2</sub> support (Sigma-Aldrich, Silica gel, Davisil Grade 643, pore size 150 Å, 200–425 mesh), followed by calcination in air at 900 °C for 8 h. Al<sub>2</sub>O<sub>3</sub> (Sigma-Aldrich, α-phase, –100 mesh) and ZrO<sub>2</sub> (RC-100, 99.5%, Daiichi Kigenso Kagaku Kogyo) supports were used as received. Cristobalite-phase SiO<sub>2</sub> was obtained by heating the above-mentioned SiO<sub>2</sub> at 900 °C in air for 8 h. All samples were sieved after pelletization to obtain aggregates in a size range of 0.25 to 0.5 mm.

### Catalytic performance evaluation

All activity tests were performed using a U-shaped quartz flow reactor (6 mm O.D., 4 mm I.D.) heated using an electric furnace (temperature distribution is shown in Fig. S1†). The catalyst bed was held between two plugs of quartz wool, and the thermocouple was located outside the quartz tube close to the catalyst bed to control the furnace temperature. CH<sub>4</sub> (>99.999%) and O<sub>2</sub> (20.0% diluted by Ar) were used as reactants, and Ar (>99.9999%) was used as a diluent. Mass flow controllers (Brooks) were used to obtain the desired gas composition and flow rate. A saturator with a temperature-controlled water jacket (15 °C) was used to introduce 1.7 kPa H<sub>2</sub>O in the reactant stream. The concentrations of the reactants and products were measured using an online gas chromatograph (Shimadzu GC-2014) equipped with a flame ionization detector ([FID] for hydrocarbon products) and a thermal conductivity detector ([TCD] for H<sub>2</sub>, O<sub>2</sub>, CO, and CO<sub>2</sub>), which are connected to GS-Gaspro and Shincarbon columns, respectively. All reactants and products passed through a water vapor trap that was located before the GC. The schematic image of the two-stage reactor is shown in Fig. 1, in which the OCM gas products from the first reactor were directly introduced into the second reactor. The reactor's furnace temperatures were controlled independently.

The conversion of methane and the selectivity to each carbon product and H<sub>2</sub> were calculated as shown below.

CH<sub>4</sub> conversion (%)

$$= \frac{\text{Total moles of carbon in all products}}{\text{Total moles of carbon in all products} + \text{outlet CH}_4} \times 100 \quad (6)$$

C<sub>2–7</sub> selectivity (%)

$$= \frac{\text{Total moles of carbon in C}_{2-7} \text{ products}}{\text{Total moles of carbon in all products}} \times 100 \quad (7)$$

H<sub>2</sub> selectivity (%)

$$= \frac{\text{Moles of H}_2}{2 \times (\text{Total moles of carbon in all products})} \times 100 \quad (8)$$

$$= \frac{\text{Total moles of hydrogen in H}_2}{\text{Total moles of hydrogen in H}_2, \text{C}_{2+} \text{ products, and H}_2\text{O}} \times 100$$

The H<sub>2</sub> selectivity in this study defines the percentage of the measured H<sub>2</sub> relative to the hydrogen in the converted CH<sub>4</sub> or relative to all the hydrogen in the products containing hydrogen.

### Simulation of homogeneous gas phase reactions

Only the gas phase reactions of the OCM products are simulated without surface reactions. Simulations were performed using a plug-flow reactor model with the CHEMKIN software [ANSYS CHEMKIN-PRO v. 17.2, 2018] by varying the residence times and isothermal temperatures. The gas-phase chemical kinetic model is KAUST-Aramco PAH Mech 1-GS (KAM1-GS), which contains 574 species and 3379 reactions.<sup>33–35</sup> OCM product mixtures, with experimentally obtained gas composition from the outlet of the first reactor, were fed to the inlet in the simulation.

## Results and discussion

### Selectivity under various O<sub>2</sub> depletion conditions

In the present study, 5 wt% Na<sub>2</sub>WO<sub>4</sub>/SiO<sub>2</sub> is used as a model OCM catalyst due to its high C<sub>2</sub> selectivity. C<sub>2</sub> selectivity in a single reactor after O<sub>2</sub> depletion was firstly investigated at various temperatures and residence times under dilute conditions (*P*<sub>CH<sub>4</sub></sub> = 10 kPa, *P*<sub>O<sub>2</sub></sub> = 1.7 kPa, and *P*<sub>H<sub>2</sub>O</sub> = 1.7 kPa), as shown in Fig. 2.

CH<sub>4</sub> conversion remained constant at approximately 22% under the studied conditions. C<sub>2+</sub> selectivity was 80% at a furnace temperature of 850 °C and a residence time of 0.3 s, which is comparable to the results from a previous report.<sup>19</sup> However, the H<sub>2</sub>, C<sub>2</sub>H<sub>2</sub>, C<sub>2</sub>H<sub>4</sub>, and CO<sub>x</sub> selectivities increased



Fig. 2 Product distribution and CH<sub>4</sub> conversion measured with a single quartz tube reactor using 800 mg of 5 wt% Na<sub>2</sub>WO<sub>4</sub>/SiO<sub>2</sub> under O<sub>2</sub> depletion conditions (850 or 900 °C, CH<sub>4</sub> 10 kPa, O<sub>2</sub> 1.7 kPa, H<sub>2</sub>O 1.7 kPa, total pressure 101 kPa, Ar balance, 40 or 80 mL min<sup>-1</sup>). The residence time was calculated by using the volume occupied by the catalysts in the quartz tube. BT denotes benzene and toluene.



while the  $C_2H_6$  selectivity decreased at higher furnace temperatures and residence times, which indicates the presence of successive reactions of OCM products. Homogeneous gas phase reactions and heterogeneous surface reactions may occur at high temperatures. To clarify their contributions in the successive reactions of OCM products, a two-stage reactor, which mimics an industrial reactor, was used as shown in Fig. 1. The OCM reaction was first completed, which means that  $O_2$  was depleted in the first reactor using 800 mg of the model catalyst, 5 wt%  $Na_2WO_4/SiO_2$ . The product gas mixture was further introduced to the second reactor in which the temperature could be controlled independently from that in the first reactor. The difference in gas compositions between the outlets from the first and second reactors allowed us to investigate the successive reactions of OCM products in non-oxidative environments. The homogeneous gas phase reactions were investigated without loading catalysts in the second quartz tube reactor, while the heterogeneous surface reactions were studied by loading various catalysts and supports into the reactor.

### Contributions from homogenous gas phase reactions

Homogeneous reactions of the product gas mixture from the first stage OCM reactor were investigated using an empty quartz tube in the second reactor at high temperatures as shown in Fig. 3.

First, the result on the left side in Fig. 3 is the selectivity and conversion at the outlet from the first reactor. Full conversion of  $O_2$  was confirmed under the reaction at 850 °C, where the first reactor is shown in Fig. S2.† When the outlet

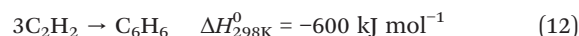
gas from the first-stage reactor was introduced into the second reactor, the  $C_2H_6$  and  $C_2H_4$  selectivities decreased, while the  $C_2H_2$  selectivity increased while increasing the furnace temperature. Considering that  $H_2$  selectivity also increased after  $O_2$  was already depleted, the dehydrogenation of  $C_2$  products seemed to have occurred in the gas phase as shown in eqn (5) and (9).



In general, gas phase reactions first require the initiation of radical formation from gas molecules. These radicals successively react with the gas phase molecules and reach a steady-state condition *via* radical propagation reactions. The radical initiation reactions in the present OCM product gas mixture would be the following equations.<sup>36</sup>



$CH_4$  conversion did not change significantly. Since  $CH_4$  is a stable hydrocarbon, pyrolysis reactions under non-oxidative conditions have been reported to proceed only at temperatures above 1200 °C.<sup>37,38</sup> The selectivity to  $C_{3-5}$  also did not change significantly, while that to benzene and toluene increased with an increase in temperature in the second reactor, which was due to condensation of  $C_2H_2$ .



Graphitic carbon, which is produced after further condensation, was also observed on the quartz tube wall after the reaction. Formation of graphitic carbon is not considered in the calculation of the selectivity due to its negligible amount (<0.1% C selectivity). Since the dehydrogenation and condensation reactions are endothermic and exothermic reactions, respectively, these reactions are expected to be balanced. In the present study, the gas mixture diluted by Ar was investigated. The homogeneous reactions are expected to play an important role in determining the selectivity for the operation at industrially relevant high pressure (>1.0 MPa) in which intense reaction heat is also generated.

In the present experimental study, gas phase reactions are limited to the volume in the quartz tube microreactor (I.D. 4 mm and length approximately 8 cm) whose residence time is approximately 0.6 s. Although our microreactor system has the limitation of varying residence times, in large-scale industrial reactors, the product gas mixture would be exposed to high temperature, potentially for an extended time.<sup>39</sup> Homogeneous gas phase reactions were further simulated under isothermal conditions with an extended residence time in a single plug-flow reactor (PFR) according to the reported gas-phase chemical kinetic model by feeding the OCM products, with experimentally obtained outlet composition from the first reactor. This simulation clarifies the reaction



**Fig. 3** Product distribution and  $CH_4$  conversion from the outlets of the first and the second reactor. Inlet gas;  $CH_4$  10 kPa,  $O_2$  1.4 kPa,  $H_2O$  1.7 kPa, total pressure 101 kPa, Ar balance, 40 mL  $min^{-1}$ . The first reactor; 800 mg of 5 wt%  $Na_2WO_4/SiO_2$  at 850 °C. The second reactor; without catalysts at 850–1000 °C.  $O_2$  is depleted under all the conditions.







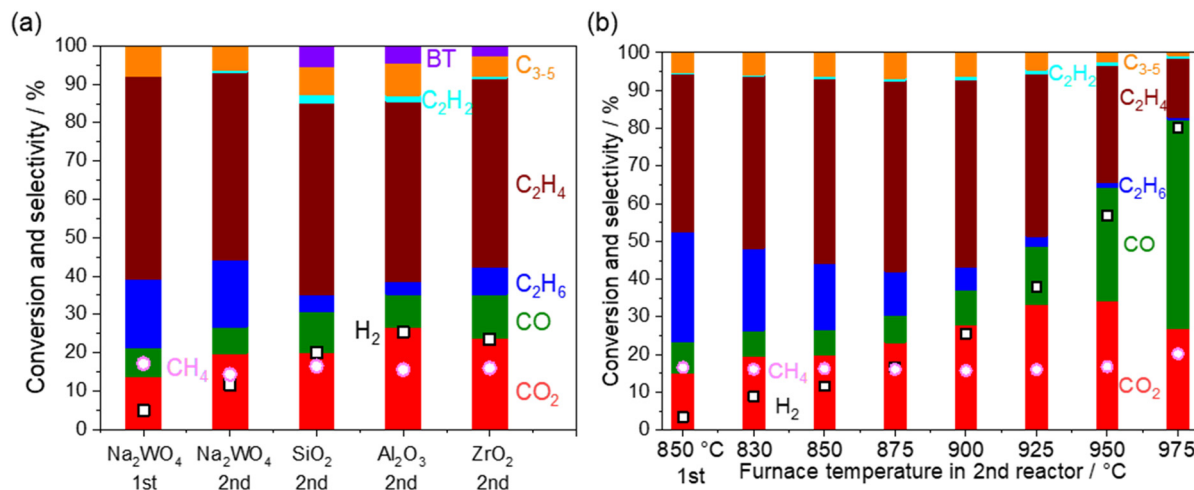
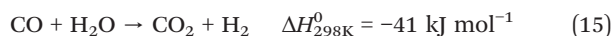


Fig. 6 Product distribution and CH<sub>4</sub> conversion from the outlets of the first and the second reactor. Inlet gas; CH<sub>4</sub> 10 kPa, O<sub>2</sub> 1.4 kPa, H<sub>2</sub>O 1.7 kPa, total pressure 101 kPa, Ar balance, 40 mL min<sup>-1</sup>. O<sub>2</sub> is depleted under all the conditions. The first reactor: 800 mg of 5 wt% Na<sub>2</sub>WO<sub>4</sub>/SiO<sub>2</sub> at 850 °C. (a) The second reactor: 800 mg of the catalysts (5 wt% Na<sub>2</sub>WO<sub>4</sub>/SiO<sub>2</sub>) or 500 mg of the supports (SiO<sub>2</sub>, Al<sub>2</sub>O<sub>3</sub>, and ZrO<sub>2</sub>) at 850 °C. (b) The second reactor: 800 mg of the catalysts (5 wt% Na<sub>2</sub>WO<sub>4</sub>/SiO<sub>2</sub>) at 830–975 °C.

C<sub>2</sub>H<sub>5</sub> radicals, which are further converted into C<sub>2</sub>H<sub>4</sub> (Fig. 5c). The majority of C<sub>2</sub>H<sub>4</sub> was found to have reacted with the CH<sub>3</sub> radical to form C<sub>2</sub>H<sub>3</sub> radicals and C<sub>3</sub>H<sub>6</sub>. Both of them are converted to C<sub>3</sub>H<sub>3</sub> through a couple of radical reactions, which then finally form benzene. C<sub>2</sub>H<sub>2</sub> and C<sub>3</sub> products are the intermediate products in this pathway.

### Heterogeneous reactions on various catalysts

Heterogeneous reactions on the catalysts and supports after O<sub>2</sub> depletion were further investigated at 850 °C by loading various catalysts and supports (5 wt% Na<sub>2</sub>WO<sub>4</sub>/SiO<sub>2</sub>, SiO<sub>2</sub>, ZrO<sub>2</sub>, and Al<sub>2</sub>O<sub>3</sub>) in the second reactor (Fig. 6a). The cristobalite phase, SiO<sub>2</sub>, was selected because the SiO<sub>2</sub> support is known to transform into cristobalite at the operating temperature in the presence of Na<sub>2</sub>WO<sub>4</sub>.<sup>21,28</sup> First, CH<sub>4</sub> conversion remained constant after going through the second reactor, indicating that CH<sub>4</sub> hardly reacts under non-oxidative conditions even in the presence of these materials. After going through the second reactor, the selectivity to CO<sub>x</sub> and H<sub>2</sub> was increased at the expense of the C<sub>2</sub> selectivity. Considering that the OCM product mixture also contained water vapor, steam reforming of C<sub>2</sub> products and water gas shift reaction seemed to have occurred.



Because the increase in the CO<sub>x</sub> selectivity was not observed at 850 °C when the second reactor did not contain any catalyst and support (Fig. 3), these reactions seem to have occurred heterogeneously. Surprisingly, the above mentioned

reactions occurred even on SiO<sub>2</sub> (cristobalite), ZrO<sub>2</sub>, and Al<sub>2</sub>O<sub>3</sub>, which are often assumed to be inert and commonly used for reactor materials and supports. CO<sub>x</sub> formation was slightly suppressed when 5 wt% of Na<sub>2</sub>WO<sub>4</sub> was loaded onto the SiO<sub>2</sub>. This may be because molten Na<sub>2</sub>WO<sub>4</sub> (melting temperature 697 °C) partially covered the surface of SiO<sub>2</sub>.<sup>20,25,44,45</sup>

Regarding the reported steam reforming and water gas shift reactions on oxides, Fe<sub>2</sub>O<sub>3</sub>/Cr<sub>2</sub>O<sub>3</sub> and CuO/ZnO are used industrially for water gas shift reactions below 500 °C.<sup>46,47</sup> Their common research direction is to lower the reaction temperature, a process that is thermodynamically preferred for obtaining a high H<sub>2</sub> yield. Steam reforming of ethylene using oxide materials without supported metals has been rarely reported. NiAl<sub>2</sub>O<sub>4</sub> and MnCr<sub>2</sub>O<sub>4</sub> spinel oxides, which are candidate barrier layers in hydrocarbon steam crackers to prevent coke formation, were evaluated for the steam reforming of ethylene below 700 °C.<sup>48,49</sup> The present study revealed a unique challenge on oxides after OCM, which operates at high temperature (>800 °C).

The temperature in the second reactor with 5 wt% Na<sub>2</sub>WO<sub>4</sub>/SiO<sub>2</sub> as the model catalyst was further varied to mimic the extra amount of catalyst exposed at high temperature generated by the exothermic OCM reaction (Fig. 6b). Again, CH<sub>4</sub> conversion remained constant even at 975 °C, indicating the difficulty in activating the stable CH<sub>4</sub> in a non-oxidative environment. CO<sub>x</sub> and H<sub>2</sub> selectivities increased significantly after increasing the temperature, whereas C<sub>2</sub> selectivity decreased. Notably, the loss of C<sub>2</sub> selectivity was also observed even at 830 °C, which is below the operating temperature for OCM. A closer look at the results reveals that the consumption of C<sub>2</sub>H<sub>6</sub> was greater than the production of CO<sub>x</sub> in the temperature range below 950 °C. The selectivity to C<sub>2</sub>H<sub>4</sub> increased from the outlet of the first reactor in this temperature range. These observations suggest that the



dehydrogenation of C<sub>2</sub>H<sub>6</sub> to C<sub>2</sub>H<sub>4</sub> (eqn 5) dominates the consumption of C<sub>2</sub>H<sub>6</sub> compared to the steam reforming of C<sub>2</sub>H<sub>6</sub> to CO (eqn 13). Therefore, the CO<sub>x</sub> formation should originate from the steam reforming of C<sub>2</sub>H<sub>4</sub> (eqn 14). Similar interpretations have been previously reported during the steam reforming of C<sub>2</sub>H<sub>4</sub> and C<sub>2</sub>H<sub>6</sub> using a Mn<sub>0.5</sub>Cr<sub>2.5</sub>O<sub>4</sub> spinel catalyst operated below 700 °C.<sup>49</sup> The measured H<sub>2</sub> formation in the second reactor agrees with the one estimated from the consumption of C<sub>2</sub>H<sub>6</sub> and CO<sub>x</sub> formation (see Fig. S4 and ESI† note 1). The steam reforming and the water gas shift reactions seem to be the major H<sub>2</sub> source, particularly at high temperatures.

The water gas shift reaction on the commonly used metal catalysts, such as Ni, Ru, Rh, Pt, and Ir, is known to be reversible and readily reaches equilibrium.<sup>47,50,51</sup> The outlet gas composition from the second reactor was compared with the equilibrium constant of the water gas shift reaction,  $K_{\text{WGS}}$ , at various temperatures using the equation shown below (Fig. S5†):

$$\eta_{\text{WGS}} = \frac{P_{\text{CO}_2} P_{\text{H}_2}}{P_{\text{CO}} P_{\text{H}_2\text{O}} K_{\text{WGS}}} \quad (16)$$

$\eta_{\text{WGS}}$  showed a gradual increase by increasing the furnace temperature due to the enhanced kinetics till its equilibrated value of unity above 900 °C was reached. This result further clarifies that the excess heat needs to be effectively removed after O<sub>2</sub> depletion to avoid the formation of undesired CO<sub>2</sub>.

The product gas mixture from the first reactor was directly introduced in the second reactor in this study. Investigations on the heterogeneous reactions for the individual hydrocarbons in the presence of steam would help to further clarify their reaction rates, which can be input parameters when designing industrial reactors.

Overall, the present study revealed significant contributions from the gas phase, catalysts, and reactor materials towards the successive reactions of OCM products under high temperature non-oxidative conditions. Particularly, the catalytic steam reforming and water gas shift reactions, which would occur on an excess amount of catalysts and reactor materials especially at increased temperatures from exothermic reaction, need to be suppressed to prevent undesired CO<sub>x</sub> formation. Because OCM is an exothermic reaction, measures to effectively dissipate the excess heat would be needed to prevent any undesired reactions. For example, microchannel reactors with coated catalyst walls are expected to have a high heat transfer coefficient, which is inversely dependent on the tube diameter.<sup>52,53</sup> A co- or counter flow of a coolant can be also introduced within the channels.<sup>54</sup> Alternatively, a monolith structure may facilitate the heat and mass transfer compared to the packed bed reactor.<sup>55</sup> Metallic foams are considered thermally conductive monolith supports.<sup>56–58</sup> Membrane reactors, which provide O<sub>2</sub> gradually along the reaction zone, may prevent the formation of strong hot spots.<sup>59–61</sup> Cooling by endothermic reactions is also proposed, for example, successive steam reforming of unconverted CH<sub>4</sub> to syngas

using the reaction heat from OCM,<sup>62</sup> although these reactions may not fully compensate the strong exothermicity from OCM. Additionally, since the steam reforming reaction was also observed below the operation temperature of OCM (Fig. 6b), the residence time in the catalyst bed needs to be carefully controlled. Efforts to improve the stability of the catalyst are highly needed to reduce the excess amount of the catalyst. Since the steam reforming reaction was also observed using ZrO<sub>2</sub> and Al<sub>2</sub>O<sub>3</sub>, which are commonly used supports as well as reactor materials, the choice of those materials should be avoided or its surface decoration to make it inert is necessary. Operando temperature measurements within the catalyst bed also helps to develop efficient OCM reactors.<sup>63–66</sup>

## Conclusions

The present study investigated the successive reactions of OCM products under non-oxidative conditions at high temperatures, which would be generated *via* exothermic heat after depletion of O<sub>2</sub> in industrial reactors. The developed two-stage reactor successfully revealed the contributions from the gas-phase and heterogeneous reactions. In the absence of catalysts and supports, C<sub>2</sub> products dehydrogenate to C<sub>2</sub>H<sub>2</sub> followed by condensation to benzene, toluene, and graphitic carbon deposits, which would cause the pressure drop and suppression of heat transfer in OCM reactors. Notably, the steam reforming of the C<sub>2</sub> products and water gas shift reactions were observed to lead to the loss of C<sub>2</sub> yield in the presence of the model catalysts and support materials, which are commonly considered to be inactive. Research efforts should be directed to design an efficient OCM reactor to remove the excess heat generated to prevent the undesired reactions. The residence time also needs to be carefully controlled to minimize the extra contact of the C<sub>2</sub> products with catalysts and reactor materials at increased temperature.

## Author contributions

Conceptualization, K. T.; investigation H. K., K. O., and D. L.; writing – original draft, H. K. and K. O.; writing – review & editing, K. O., S. M. S. and K. T.; supervision, K. T.; funding acquisition, K. T.

## Conflicts of interest

There are no conflicts to declare.

## Acknowledgements

This work was supported by MHI Innovation Accelerator LLC.

## References

- 1 M. J. da Silva, *Fuel Process. Technol.*, 2016, **145**, 42–61.
- 2 P. Schwach, X. Pan and X. Bao, *Chem. Rev.*, 2017, **117**, 8497–8520.



- 3 J. H. Lunsford, *Angew. Chem., Int. Ed. Engl.*, 1995, **34**, 970–980.
- 4 J. T. Grant, J. M. Venegas, W. P. McDermott and I. Hermans, *Chem. Rev.*, 2018, **118**, 2769–2815.
- 5 G. Keller and M. M. Bhasin, *J. Catal.*, 1982, **73**, 9–19.
- 6 M. Y. Sinev, Z. T. Fattakhova, V. I. Lomonosov and Y. A. Gordienko, *J. Nat. Gas Chem.*, 2009, **18**, 273–287.
- 7 M. Y. Sinev, *J. Catal.*, 2003, **216**, 468–476.
- 8 S. Pak, P. Qiu and J. H. Lunsford, *J. Catal.*, 1998, **179**, 222–230.
- 9 J. A. Labinger and K. C. Ott, *J. Phys. Chem.*, 1987, **91**, 2682–2684.
- 10 J. A. Labinger, *Catal. Lett.*, 1988, **1**, 371–375.
- 11 J. S. Lee and S. T. Oyama, *Catal. Rev.: Sci. Eng.*, 1988, **30**, 249–280.
- 12 C. Batiot and B. K. Hodnett, *Appl. Catal., A*, 1996, **137**, 179–191.
- 13 J. Song, Y. Sun, R. Ba, S. Huang, Y. Zhao, J. Zhang, Y. Sun and Y. Zhu, *Nanoscale*, 2015, **7**, 2260–2264.
- 14 D. Noon, A. Seubsai and S. Senkan, *ChemCatChem*, 2013, **5**, 146–149.
- 15 H. Wang, C. Yang, C. Shao, S. Alturkistani, G. Magnotti, J. Gascon, K. Takanabe and S. M. Sarathy, *ChemCatChem*, 2022, **14**, e202200927.
- 16 K. Takanabe and E. Iglesia, *Angew. Chem., Int. Ed.*, 2008, **47**, 7689–7693.
- 17 K. Takanabe and E. Iglesia, *J. Phys. Chem. C*, 2009, **113**, 10131–10145.
- 18 D. Li, W. S. Baslyman, S. M. Sarathy and K. Takanabe, *Energy Technol.*, 2020, **8**, 1900563.
- 19 D. Li, S. Yoshida, B. Siritanaratkul, A. T. Garcia-Esparza, D. Sokaras, H. Ogasawara and K. Takanabe, *ACS Catal.*, 2021, **11**, 14237–14248.
- 20 K. Takanabe, A. M. Khan, Y. Tang, L. Nguyen, A. Ziani, B. W. Jacobs, A. M. Elbaz, S. M. Sarathy and F. F. Tao, *Angew. Chem., Int. Ed.*, 2017, **56**, 10403–10407.
- 21 A. Palermo, J. Holgadovazquez, A. Lee, M. Tikhov and R. Lambert, *J. Catal.*, 1998, **177**, 259–266.
- 22 Y. Liang, Z. Li, M. Nourdine, S. Shahid and K. Takanabe, *ChemCatChem*, 2014, **6**, 1245–1251.
- 23 D. Li, W. S. Baslyman, B. Siritanaratkul, T. Shinagawa, S. M. Sarathy and K. Takanabe, *Ind. Eng. Chem. Res.*, 2019, **58**, 22884–22892.
- 24 S. Sourav, Y. Wang, D. Kiani, J. Baltrusaitis, R. R. Fushimi and I. E. Wachs, *Angew. Chem., Int. Ed.*, 2021, **60**, 21502–21511.
- 25 M. J. Werny, Y. Wang, F. Girgsdies, R. Schlögl and A. Trunschke, *Angew. Chem., Int. Ed.*, 2020, **59**, 14921–14926.
- 26 Z. C. Jiang, C. J. Yu, X. P. Fang, S. B. Li and H. L. Wang, *J. Phys. Chem.*, 1993, **97**, 12870–12875.
- 27 S. Ji, T. Xiao, S. Li, L. Chou, B. Zhang, C. Xu, R. Hou, A. P. E. York and M. L. H. Green, *J. Catal.*, 2003, **220**, 47–56.
- 28 D. Kiani, S. Sourav, W. Taifan, M. Calatayud, F. Tielens, I. E. Wachs and J. Baltrusaitis, *ACS Catal.*, 2020, **10**, 4580–4592.
- 29 D. J. Wang, M. P. Rosynek and J. H. Lunsford, *J. Catal.*, 1995, **155**, 390–402.
- 30 D. Kiani, S. Sourav, J. Baltrusaitis and I. E. Wachs, *ACS Catal.*, 2019, **9**, 5912–5928.
- 31 C. Guéret, M. Daroux and F. Billaud, *Chem. Eng. Sci.*, 1997, **52**, 815–827.
- 32 F. Larkins and A. Khan, *Aust. J. Chem.*, 1989, **42**, 1655.
- 33 S. M. Burke, W. Metcalfe, O. Herbinet, F. Battin-Leclerc, F. M. Haas, J. Santner, F. L. Dryer and H. J. Curran, *Combust. Flame*, 2014, **161**, 2765–2784.
- 34 W. K. Metcalfe, S. M. Burke, S. S. Ahmed and H. J. Curran, *Int. J. Chem. Kinet.*, 2013, **45**, 638–675.
- 35 D. Darcy, H. Nakamura, C. J. Tobin, M. Mehl, W. K. Metcalfe, W. J. Pitz, C. K. Westbrook and H. J. Curran, *Combust. Flame*, 2014, **161**, 65–74.
- 36 K. M. Sundaram and G. F. Froment, *Ind. Eng. Chem. Fundam.*, 1978, **17**, 174–182.
- 37 A. Holmen, O. Olsvik and O. A. Rokstad, *Fuel Process. Technol.*, 1995, **42**, 249–267.
- 38 U. P. M. Ashik, W. M. A. W. Daud and H. F. Abbas, *Renewable Sustainable Energy Rev.*, 2015, **44**, 221–256.
- 39 G. Radaelli, G. Chachra and D. Jonnavittula, *Low-Energy, Low-Cost Production of Ethylene by Low-Temperature Oxidative Coupling of Methane*, United States, 2017.
- 40 H. B. Palmer, J. Lahaye and K. C. Hou, *J. Phys. Chem.*, 1968, **72**, 348–353.
- 41 M. Y. Sinev, Y. P. Tulenin, O. V. Kalashnikova, V. Y. Bychkov and V. N. Korchak, *Catal. Today*, 1996, **32**, 157–162.
- 42 M. Sinev, V. Arutyunov and A. Romanets, *Adv. Chem. Eng.*, 2007, **32**, 167–258.
- 43 S. J. Blanksby and G. B. Ellison, *Acc. Chem. Res.*, 2003, **36**, 255–263.
- 44 Z. C. Jiang, C. J. Yu, X. P. Fang, S. B. Li and H. L. Wang, *J. Phys. Chem.*, 1993, **97**, 12870–12875.
- 45 Z. Q. Yu, X. M. Yang, J. H. Lunsford and M. P. Rosynek, *J. Catal.*, 1995, **154**, 163–173.
- 46 C. Rhodes, G. J. Hutchings and A. M. Ward, *Catal. Today*, 1995, **23**, 43–58.
- 47 S. Hla, D. Park, G. Duffy, J. Edwards, D. Roberts, A. Ilyushechkin, L. Morpeth and T. Nguyen, *Chem. Eng. J.*, 2009, **146**, 148–154.
- 48 L. Yang, M. P. Bukhovko, A. Malek, L. Li, C. W. Jones, P. K. Agrawal and R. J. Davis, *Appl. Catal., A*, 2020, **603**, 117739.
- 49 L. Yang, M. P. Bukhovko, G. Brezicki, A. Malek, L. Li, C. W. Jones, P. K. Agrawal and R. J. Davis, *J. Catal.*, 2019, **380**, 224–235.
- 50 J. Wei and E. Iglesia, *J. Phys. Chem. B*, 2004, **108**, 4094–4103.
- 51 A. Yamaguchi and E. Iglesia, *J. Catal.*, 2010, **274**, 52–63.
- 52 R. Knitter and M. A. Liauw, *Lab Chip*, 2004, **4**, 378.
- 53 T. Serres, L. Dreibine and Y. Schuurman, *Chem. Eng. J.*, 2012, **213**, 31–40.
- 54 I. Tezcan and A. K. Avci, *J. Chem. Technol. Biotechnol.*, 2015, **90**, 1827–1838.
- 55 G. Groppi and E. Tronconi, *Chem. Eng. Sci.*, 2000, **55**, 2161–2171.
- 56 M. Bracconi, M. Ambrosetti, M. Maestri, G. Groppi and E. Tronconi, *Chem. Eng. Process.*, 2018, **129**, 181–189.





- 57 L. Giani, G. Groppi and E. Tronconi, *Ind. Eng. Chem. Res.*, 2005, **44**, 9078–9085.
- 58 C. G. Visconti, A. Montebelli, G. Groppi, E. Tronconi and S. Kohler, in *Methanol*, Elsevier, 2018, pp. 519–538.
- 59 H. R. Godini, S. Xiao, M. Kim, N. Holst, S. Jašo, O. Görke, J. Steinbach and G. Wozny, *J. Ind. Eng. Chem.*, 2014, **20**, 1993–2002.
- 60 M.-S. Salehi, M. Askarishahi, H. R. Godini, O. Görke and G. Wozny, *Ind. Eng. Chem. Res.*, 2016, **55**, 3287–3299.
- 61 N. Holst, S. Jašo, H. R. Godini, S. Glöser, H. Arellano-Garcia, G. Wozny and J. Steinbach, *Chem. Eng. Technol.*, 2012, **35**, 294–301.
- 62 T. P. Tiemersma, T. Kolkman, J. A. M. Kuipers and M. van Sint Annaland, *Chem. Eng. J.*, 2012, **203**, 223–230.
- 63 S. Pak and J. H. Lunsford, *Appl. Catal., A*, 1998, **168**, 131–137.
- 64 B. Zohour, D. Noon and S. Senkan, *ChemCatChem*, 2013, **5**, 2809–2812.
- 65 D. Noon, B. Zohour and S. Senkan, *J. Nat. Gas Sci. Eng.*, 2014, **18**, 406–411.
- 66 O. Korup, S. Mavlyankariev, M. Geske, C. F. Goldsmith and R. Horn, *Chem. Eng. Process.: Process Intensif.*, 2011, **50**, 998–1009.

