

RESEARCH ARTICLE

View Article Online
View Journal | View IssueCite this: *Org. Chem. Front.*, 2018, 5, 1452Received 25th January 2018,
Accepted 5th March 2018

DOI: 10.1039/c8qo00082d

rsc.li/frontiers-organic

Tri- and di-fluoroethylation of alkenes by visible light photoredox catalysis†

Xiao-Yang Pan,^{a,b} Yue Zhao,^{a,b} Hong-An Qu,^c Jin-Hong Lin,^d *^b Xiao-Chun Hang^{*a} and Ji-Chang Xiao^{*b}The tri- and di-fluoroethylation of alkenes with sulfonium salts, (Ph₂S⁺CH₂R_F TfO⁻) (R_F = CF₃ or HCF₂), by visible light photoredox catalysis to give tri-/di-fluoroethyl alkenes or methoxytri-/di-fluoroethylation products are described. It was found that varying the reaction solvent led to changes in the reaction path.

Since both trifluoromethyl (CF₃) and difluoromethyl (HCF₂) substituents have emerged as valuable functionalities for modulating the physicochemical properties of pharmaceuticals and agrochemicals,¹ significant efforts have been directed towards the development of efficient methods for the incorporation of these two groups into organic molecules. Although both tri-/di-fluoromethylation² and tri-/di-fluoroethylation (only 2,2,2-trifluoroethylation and 2,2-difluoroethylation, respectively, are under discussion here) has been far less explored compared with tri-/di-fluoromethylation. In particular, only limited examples have been disclosed for difluoroethylation.³ Various trifluoroethylation reagents including CF₃CH₂I,⁴ CF₃CH₂OTs,⁵ CF₃CHN₂,⁶ CF₃CHCl₂,⁷ (CF₃CH₂SO₂)₂Zn,⁸ CF₃CO₂H⁹ and (CF₃CH₂I⁺Ar TfO⁻)¹⁰ have been developed, but most of them are volatile, explosive (CF₃CHN₂) or water sensitive (CF₃CH₂I⁺Ar TfO⁻).¹¹ The only difluoroethylation reagent so far is HCF₂CH₂I, which is a volatile liquid (bp: 87 °C) and thus could lead to practical inconvenience. Apparently, the development of operationally convenient tri- and di-fluoroethylation reagents is highly desirable.

Tri- and di-fluoroethylation of alkenes are straightforward approaches for CF₃ and HCF₂ incorporation. In 2013, Carreira and coworkers described the photocatalytic trifluoroethylation of styrenes to give trifluoroethyl alkenes (Scheme 1, eqn (1)).¹² Shortly afterwards, the group of Guo found that oxytrifluoro-

ethylation occurred under photocatalytic conditions in the presence of an oxygen source (eqn (1)).¹³ Xiang *et al.* disclosed a copper/silver-cocatalyzed oxidative coupling to give β-CF₃/HCF₂-substituted ketones (eqn (2)).^{3b} Decarboxylation of cinnamic acids catalyzed by copper could also afford trifluoroethyl alkenes using the silver complex as an oxidizing reagent (eqn (3)).¹⁴ Wang and coworkers found that microwave conditions could accelerate this process and the varied positions of the CO₂H substituent would result in different products (eqn (4)).^{3c} All of these reactions are efficient and attractive, but the use of a volatile reagent (CF₃CH₂I or HCF₂CH₂I) is required.

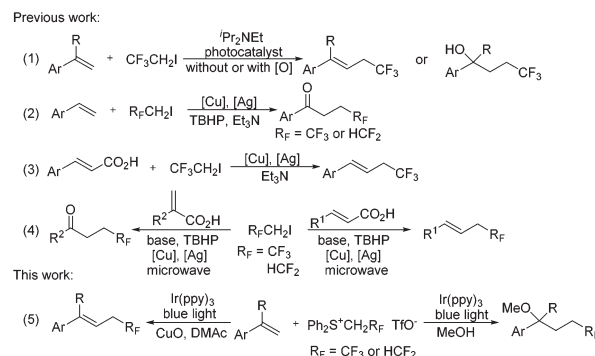
We have previously shown that tri- and difluoroethyl sulfonium salts, (Ph₂S⁺CH₂R_F TfO⁻) (R_F = CF₃ or HCF₂), could act as valuable sulfonium ylide reagents and fluorinated carbene precursors.¹⁵ As visible light photoredox catalysis has proven to be a valuable synthetic tool for the generation of radical species from electrophilic reagents,¹⁶ we speculated that reactive fluorinated radicals (CF₃CH₂· or HCF₂CH₂·) may be produced from these sulfonium salts by visible light photoredox catalysis. In continuation of our research interest in the chemistry of fluorinated organic salts,^{15,17} we have now investigated

^aKey Laboratory of Flexible Electronics (KLOFE) and Institute of Advanced Materials (IAM), Nanjing Tech University (NanjingTech), 30 South Puzhu Road, Nanjing 211800, China. E-mail: iamxchhang@njtech.edu.cn; Tel: (+86)25-8358-7982

^bKey Laboratory of Organofluorine Chemistry, Shanghai Institute of Organic Chemistry, University of Chinese Academy of Sciences, Chinese Academy of Sciences, 345 Lingling Road, Shanghai 200032, China. E-mail: jlin@sioc.ac.cn, jchxiao@sioc.ac.cn; Tel: (+86)21-5492-5541, +86-21-54925340

^cShandong NHU Amino Acid Co., LTD, China

† Electronic supplementary information (ESI) available. See DOI: 10.1039/c8qo00082d



Scheme 1 Tri- and di-fluoroethylation of alkenes.

the use of these sulfonium salts as reagents for visible light photoredox catalyzed tri- and -di-fluoroethylation of alkenes. Like other fluorinated sulfonium salts,¹⁸ these sulfonium salts show sufficient oxidizing power and therefore could enable tri- and di-fluoroethylation. Interestingly, we found that varying reaction solvents led to changes in the reaction process (Scheme 1, eqn (5)). Tri- and di-fluoroethylation occurred to give alkenes in DMAc, while difunctionalization was observed in MeOH.

Our initial attempts at the trifluoroethylation of alkene **1a** with trifluoroethylsulfonium salt, $[\text{Ph}_2\text{S}^+\text{CH}_2\text{CF}_3 \text{ TfO}^-]$ (reagent **I**), were successful to afford the desired product **2a** albeit in a low yield (Table 1, entry 1). The examination of the reaction solvent (entries 1–4) indicated that dimethylacetamide (DMAc) was a suitable solvent (entry 4). A brief survey of the photocatalyst revealed that only $\text{Ir}(\text{ppy})_3$ was capable of catalyzing this reaction (entry 4 vs. entries 5–7) probably due to a high reduction potential of $\text{Ir}(\text{ppy})_3$ in the excited state ($E_{1/2}^{\text{IV}/\text{III}} = -1.73 \text{ V vs. SCE}$).^{16a} The concentration had slight effect on the reaction, and increasing the concentration led to an increase in the yield to 62% (entry 8 vs. entries 4 and 9). Increasing the loading of reagent **I** (entry 10) or prolonging the reaction time (entry 11) did not increase the yield. This reaction should be accompanied by a deprotonation process, and thus the pres-

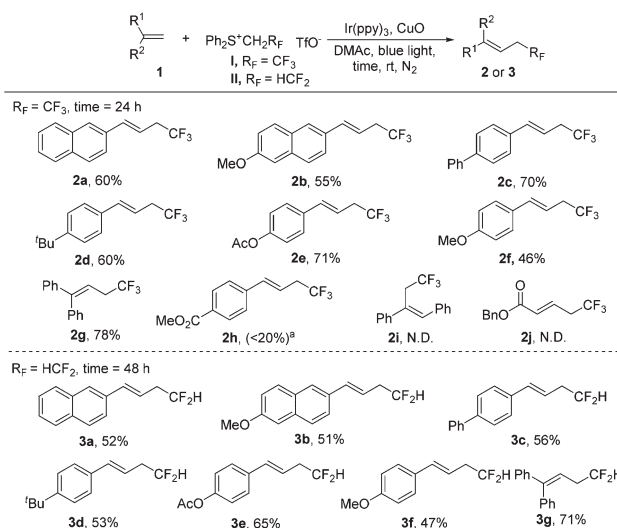
ence of a base may be favorable. Various organic and inorganic bases were investigated (entries 12–17) and it was found that the use of CuO gave the product in 75% yield (entry 16). The photocatalyst was essential for this transformation, and no product was observed without using the photocatalyst (entry 18).

With the optimal conditions (Table 1, entry 16) in hand, we explored the substrate scope of tri- and di-fluoroethylation of alkenes to give CF_3CH_2- and HCF_2CH_2- -substituted alkenes (Scheme 2). Various aryl alkenes were converted smoothly into the desired trifluoroethylation products (**2a–2g**), and a good reactivity was observed even for sterically hindered 1,1-disubstituted alkene (**2g**). The reaction was apparently affected by electronic effects of substituents. A strong electron donating group (**2f**) or an electron withdrawing group (**2h**) would suppress the desired conversion. A Cl or CN substituent present in the phenyl group in styrene also resulted in low yields (<30%). The internal alkene was inert towards trifluoroethylation under these conditions, probably due to strong steric effects (**2i**). No desired product was observed for the transformation of α,β -unsaturated alkene (**2j**). In the case of alkyl alkenes such as 4-phenyl-1-butene, complex mixtures were obtained partially because deprotonation can occur at two different positions to give regioisomers. Compared with trifluoroethyl sulfonium salt **I**, difluoroethyl sulfonium salt **II** shows lower reactivity and therefore a longer reaction time (48 h) was required (**3a–3g**). Moderate yields were obtained for trifluoroethylation. All the products obtained above (except **2g** and **3g**) were *E*-isomers, as indicated by the ¹H NMR coupling constant of around 16.0 Hz for the two H atoms in the C=C bond and by comparing the NMR data with the reported literature values (see the ESI†).

Table 1 Screening reaction conditions for trifluoroethylation^a

Entry	Solvent	Base	Yield ^b
1	MeCN (2 mL)	—	7
2	DMF (2 mL)	—	44
3	DMSO (2 mL)	—	35
4	DMAc (2 mL)	—	52
5 ^c	DMAc (2 mL)	—	0
6 ^d	DMAc (2 mL)	—	0
7 ^e	DMAc (2 mL)	—	0
8	DMAc (1.5 mL)	—	62
9	DMAc (2.5 mL)	—	49
10 ^f	DMAc (1.5 mL)	—	62
11 ^g	DMAc (1.5 mL)	—	60
12	DMAc (1.5 mL)	ⁱ Pr ₂ NEt	14
13	DMAc (1.5 mL)	Et ₃ N	15
14	DMAc (1.5 mL)	NaHCO ₃	30
15	DMAc (1.5 mL)	KHCO ₃	25
16	DMAc (1.5 mL)	CuO	75
17	DMAc (1.5 mL)	ZnO	48
18 ^h	DMAc (1.5 mL)	—	0

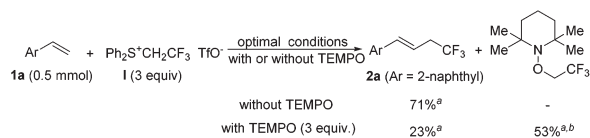
^a Reaction conditions: Substrate **1a** (0.2 mmol), $(\text{Ph}_2\text{S}^+\text{CH}_2\text{CF}_3 \text{ TfO}^-)$ (3 equiv.), $\text{Ir}(\text{ppy})_3$ (3 mol%) and base (2 equiv.) in solvent irradiated with blue LEDs at room temperature for 12 h. ^b The yields were determined by ¹⁹F NMR spectroscopy. ^c $[\text{Ir}(\text{ppy})_2(\text{dtbbpy})]\text{PF}_6$ was used as the photocatalyst instead of $\text{Ir}(\text{ppy})_3$. ^d $[\text{Ru}(\text{bpy})_3](\text{PF}_6)_2$ was used as the photocatalyst instead of $\text{Ir}(\text{ppy})_3$. ^e $[\text{Ru}(\text{phen})_3](\text{PF}_6)_2$ was used as the photocatalyst instead of $\text{Ir}(\text{ppy})_3$. ^f 4 equivalents of reagent **I** were used. ^g The reaction time was 18 h. ^h No photocatalyst was used.



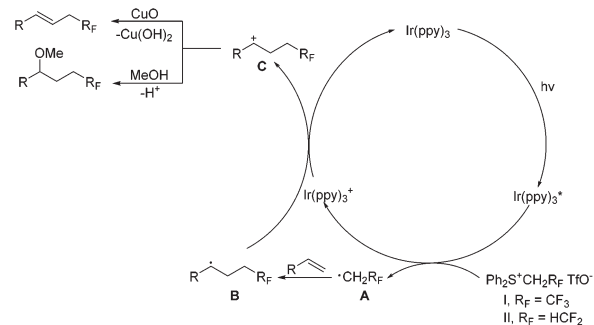
Scheme 2 Tri- and di-fluoroethylation to give alkenes. Isolated yields. Reaction conditions: Substrate **1a** (0.5 mmol), reagent **I** or **II** (3 equiv.), $\text{Ir}(\text{ppy})_3$ (3 mol%) and CuO (2 equiv.) in DMAc (3 mL) irradiated with blue LEDs at room temperature for 24 h or 48 h. ^a The yield was determined by ¹⁹F NMR spectroscopy.

Interestingly, we found that subtle changes in reaction solvents resulted in a different reaction process. The use of methanol as the solvent for trifluoroethylation of the substrate **1a** gave the methoxytrifluoroethylation product **4a** in 77% ^{19}F NMR yield. Low solubility of sulfonium salt **I** (completely soluble in DMAc) in MeOH could lead to a decrease in the efficiency of light absorption, meaning that the yield may be increased by reducing the loading of salt **I**. Indeed, the ^{19}F NMR yield was slightly increased to 82% without the presence of CuO even by reducing the loading of salt **I** to 2 equiv. The substrate scope of methoxytrifluoroethylation of alkenes was investigated by using 2 equiv. of sulfonium reagents (Scheme 3). Various aryl alkenes were reactive towards methoxytrifluoroethylation and moderate yields were obtained (**4a–4e**). The use of ethanol instead of methanol as the reaction solvent gave the ethoxytrifluoroethylation product in a low yield. Gratifyingly, 57% yield could be obtained (**4f**) in the presence of a cosolvent, DMAc. Methoxydifluoroethylation was found to be quite sluggish using methanol as the single solvent. To our delight, the MeOH/DMAc cosolvent could afford the desired products in moderate yields by prolonging the reaction time (**5a–5e**).

The redox potentials of trifluoroethylsulfonium salt and difluoroethylsulfonium salt measured by cyclic voltammetry were -1.517 V vs. SCE and -1.237 V vs. SCE , respectively (see the ESI†) (for comparison, the reduction potential of $\text{CF}_3\text{CH}_2\text{I}$ is -1.70 V),¹⁹ indicating that these two sulfonium salts may be reduced by reducing the intermediate, photoexcited complex $[\text{Ir}(\text{ppy})_3^*]$ ($E_{1/2}^{\text{IV}/\text{III}} = -1.73\text{ V vs. SCE}$),^{16a} to generate radical species ($\text{CF}_3\text{CH}_2^\cdot$ and $\text{HCF}_2\text{CH}_2^\cdot$), thus allowing for the above tri- and di-fluoroethylation reactions. Indeed, we found that trifluoroethylation of alkene **1a** was dramatically suppressed in the presence of a radical scavenger, TEMPO (2,2,6,6-tetramethyl-1-piperidinyloxy) (Scheme 4). Moreover,



Scheme 4 Evidence for the radical process. ^a The yield was determined by ^{19}F NMR spectroscopy; ^b the yield was calculated based on TEMPO as the limiting reagent.



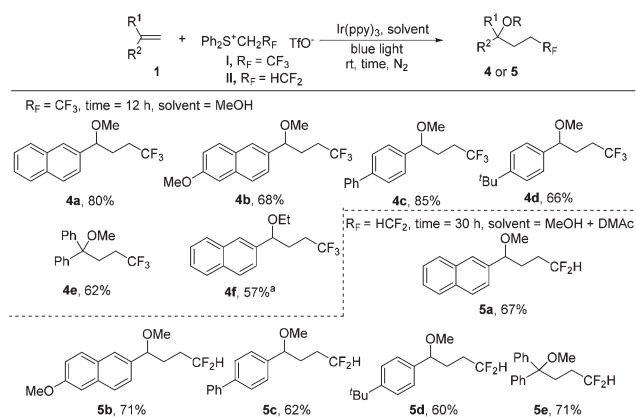
Scheme 5 The proposed reaction mechanism.

TEMPO- CH_2CF_3 was obtained in 53% yield, indicating the generation of $\text{CF}_3\text{CH}_2^\cdot$ radicals in this process.

On the basis of the above results, the reaction mechanism is proposed as shown in Scheme 5. Upon irradiation with visible light, $\text{Ir}(\text{ppy})_3$ undergoes photoexcitation to give an excited species $\text{Ir}(\text{ppy})_3^*$, which is a strong reductant ($E_{1/2}^{\text{IV}/\text{III}} = -1.73\text{ V vs. SCE}$)^{16a} and capable of donating an electron to sulfonium salts to generate an oxidized catalyst $\text{Ir}(\text{ppy})_3^+$ and radical species **A**, $\text{R}_\text{F}\text{CH}_2^\cdot$ ($\text{R}_\text{F} = \text{CF}_3$ or HCF_2). The radical species **A** is readily trapped by alkenes to produce the radical intermediate **B**, oxidation of which with $\text{Ir}(\text{ppy})_3^+$ releases the photocatalyst and affords the cation intermediate **C**. Deprotonation of the intermediate **C** furnishes alkenes, and the nucleophilic attack of methanol gives methoxytri-/di-fluoroethylation products.

Conclusions

In summary, we have described tri- and di-fluoroethylation of alkenes with sulfonium salts, $(\text{Ph}_2\text{S}^+\text{CH}_2\text{R}_\text{F}\text{TfO}^-)$ ($\text{R}_\text{F} = \text{CF}_3$ or HCF_2), by visible light photoredox catalysis to give tri-/di-fluoroethyl alkenes or methoxytri-/di-fluoroethylation products. It is interesting that varying the reaction solvent led to changes in the reaction process, and difunctionalization of alkenes was observed in the presence of methanol. This work represents the first protocol for the use of convenient sulfonium reagents in the solvent-dependent tri-/di-fluoroethylation reactions. Sulfonium salts, $(\text{Ph}_2\text{S}^+\text{CH}_2\text{R}_\text{F}\text{TfO}^-)$ ($\text{R}_\text{F} = \text{CF}_3$ or HCF_2), may become attractive tri-/di-fluoromethylation reagents because of their stability, facile accessibility, and ease of handling.



Scheme 3 Methoxytri- and methoxydi-fluoroethylation of alkenes. Isolated yields. Reaction conditions: Substrate **1a** (0.5 mmol), reagent **I** or **II** (2 equiv.) and $\text{Ir}(\text{ppy})_3$ (2 mol%) in DMAc (3 mL) or DMAc/MeOH ($v/v = 2\text{ mL}/1\text{ mL}$) irradiated with blue LEDs at room temperature for 12 h or 30 h. ^a EtOH/DMAc ($v/v = 1\text{ mL}/2\text{ mL}$) was used as the solvent instead of MeOH to obtain product **4f**.

Conflicts of interest

The authors declare no competing financial interest.

Acknowledgements

The authors thank the National Basic Research Program of China (2015CB931903), the National Natural Science Foundation (21421002, 21472222, 21502214, 21672242), the Chinese Academy of Sciences (XDA02020105, XDA02020106), and the Key Research Program of Frontier Sciences (CAS) (QYZDJ-SSW-SLH049) for financial support.

Notes and references

- (a) K. Muller, C. Faeh and F. Diederich, *Science*, 2007, **317**, 1881–1886; (b) I. Ojima, *Fluorine in Medicinal Chemistry and Chemical Biology*, Blackwell Publishing, Chichester, 2009; (c) P. Kirsch, *Modern Fluoroorganic Chemistry: Synthesis, Reactivity, Applications*, Wiley-VCH, Weinheim, Germany, 2nd edn, 2013; (d) J. Wang, M. Sánchez-Roselló, J. L. Aceña, C. del Pozo, A. E. Sorochinsky, S. Fustero, V. A. Soloshonok and H. Liu, *Chem. Rev.*, 2014, **114**, 2432–2506; (e) Y. Zhou, J. Wang, Z. Gu, S. Wang, W. Zhu, J. L. Aceña, V. A. Soloshonok, K. Izawa and H. Liu, *Chem. Rev.*, 2016, **116**, 422–518.
- (a) T. Furuya, A. S. Kamlet and T. Ritter, *Nature*, 2011, **473**, 470–477; (b) O. A. Tomashenko and V. V. Grushin, *Chem. Rev.*, 2011, **111**, 4475–4521; (c) L. Chu and F.-L. Qing, *Acc. Chem. Res.*, 2014, **47**, 1513–1522; (d) C. Alonso, E. Martinez de Marigorta, G. Rubiales and F. Palacios, *Chem. Rev.*, 2015, **115**, 1847–1935; (e) X. Liu, C. Xu, M. Wang and Q. Liu, *Chem. Rev.*, 2015, **115**, 683–730; (f) C.-P. Zhang, Q.-Y. Chen, Y. Guo, J.-C. Xiao and Y.-C. Gu, *Coord. Chem. Rev.*, 2014, **261**, 28–72; (g) J. Rong, C. Ni and J. Hu, *Asian J. Org. Chem.*, 2017, **6**, 139–152; (h) D. E. Yerien, S. Barata-Vallejo and A. Postigo, *Chem. – Eur. J.*, 2017, **23**, 14676–14701.
- (a) X. Zhang and C. Yang, *Adv. Synth. Catal.*, 2015, **357**, 2721–2727; (b) N. Yi, H. Zhang, C. Xu, W. Deng, R. Wang, D. Peng, Z. Zeng and J. Xiang, *Org. Lett.*, 2016, **18**, 1780–1783; (c) Y. Zhu, J. Gong and Y. Wang, *J. Org. Chem.*, 2017, **82**, 7428–7436.
- (a) M. Zhu, X. Han, W. Fu, Z. Wang, B. Ji, X.-Q. Hao, M.-P. Song and C. Xu, *J. Org. Chem.*, 2016, **81**, 7282–7287; (b) X. Yu and S. M. Cohen, *J. Am. Chem. Soc.*, 2016, **138**, 12320–12323; (c) S.-Y. Yan, Z.-Z. Zhang and B.-F. Shi, *Chem. Commun.*, 2017, **53**, 10287–10290; (d) Y. Zhao and J. Hu, *Angew. Chem., Int. Ed.*, 2012, **51**, 1033–1036; (e) Y.-S. Feng, C.-Q. Xie, W.-L. Qiao and H.-J. Xu, *Org. Lett.*, 2013, **15**, 936–939.
- F. Leng, Y. Wang, H. Li, J. Li, D. Zou, Y. Wu and Y. Wu, *Chem. Commun.*, 2013, **49**, 10697–10699.
- H. Luo, G. Wu, Y. Zhang and J. Wang, *Angew. Chem., Int. Ed.*, 2015, **54**, 14503–14507.
- E.-J. Han, Y. Sun, Q. Shen, Q.-Y. Chen, Y. Guo and Y.-G. Huang, *Org. Chem. Front.*, 2015, **2**, 1379–1387.
- Y. Fujiwara, J. A. Dixon, F. O'Hara, E. D. Funder, D. D. Dixon, R. A. Rodriguez, R. D. Baxter, B. Herle, N. Sach, M. R. Collins, Y. Ishihara and P. S. Baran, *Nature*, 2012, **492**, 95–99.
- K. G. Andrews, R. Faizova and R. M. Denton, *Nat. Commun.*, 2017, **8**, 15913.
- (a) B. L. Tóth, S. Kovács, G. Sályi and Z. Novák, *Angew. Chem., Int. Ed.*, 2016, **55**, 1988–1992; (b) J. Yang, Q.-Y. Han, C.-L. Zhao, T. Dong, Z.-Y. Hou, H.-L. Qin and C.-P. Zhang, *Org. Biomol. Chem.*, 2016, **14**, 7654–7658; (c) S. Kovács, B. L. Tóth, G. Borsik, T. Bihari, N. V. May, A. Stirling and Z. Novák, *Adv. Synth. Catal.*, 2017, **359**, 527–532; (d) M. Maraswami, S. Pankajakshan, G. Chen and T.-P. Loh, *Org. Lett.*, 2017, **19**, 4223–4226.
- D. D. DesMarteau and V. Montanari, *Chem. Commun.*, 1998, 2241–2242.
- L. M. Kreis, S. Krautwald, N. Pfeiffer, R. E. Martin and E. M. Carreira, *Org. Lett.*, 2013, **15**, 1634–1637.
- L. Li, M. Huang, C. Liu, J.-C. Xiao, Q.-Y. Chen, Y. Guo and Z.-G. Zhao, *Org. Lett.*, 2015, **17**, 4714–4717.
- Y. Zhang, H. Du, M. Zhu, J. Li, D. Zou, Y. Wu and Y. Wu, *Tetrahedron Lett.*, 2017, **58**, 880–883.
- (a) Y. Duan, B. Zhou, J.-H. Lin and J.-C. Xiao, *Chem. Commun.*, 2015, **51**, 13127–13130; (b) Y. Duan, J.-H. Lin, J.-C. Xiao and Y. C. Gu, *Org. Lett.*, 2016, **18**, 2471–2474; (c) Y. Duan, J.-H. Lin, J.-C. Xiao and Y.-C. Gu, *Org. Chem. Front.*, 2017, **4**, 1917–1920; (d) Y. Duan, J.-H. Lin, J.-C. Xiao and Y. C. Gu, *Chem. Commun.*, 2017, **53**, 3870–3873; (e) Q.-x. Huang, Q.-T. Zheng, Y. Duan, J.-H. Lin, J.-C. Xiao and X. Zheng, *J. Org. Chem.*, 2017, **82**, 8273–8281.
- (a) C. K. Prier, D. A. Rankic and D. W. MacMillan, *Chem. Rev.*, 2013, **113**, 5322–5363; (b) D. Ravelli, M. Fagnoni and A. Albini, *Chem. Soc. Rev.*, 2013, **42**, 97–113.
- (a) J. Zheng, J. Cai, J.-H. Lin, Y. Guo and J.-C. Xiao, *Chem. Commun.*, 2013, **49**, 7513–7515; (b) X.-Y. Deng, J.-H. Lin, J. Zheng and J.-C. Xiao, *Chem. Commun.*, 2015, **51**, 8805–8808; (c) J. Zheng, J.-H. Lin, L.-Y. Yu, Y. Wei, X. Zheng and J.-C. Xiao, *Org. Lett.*, 2015, **17**, 6150–6153; (d) J. Zheng, L. Wang, J.-H. Lin, J.-C. Xiao and S. H. Liang, *Angew. Chem., Int. Ed.*, 2015, **54**, 13236–13240; (e) X.-Y. Deng, J.-H. Lin and J.-C. Xiao, *Org. Lett.*, 2016, **18**, 4384–4387; (f) Z. Deng, J.-H. Lin, J. Cai and J.-C. Xiao, *Org. Lett.*, 2016, **18**, 3206–3209; (g) J. Zheng, R. Cheng, J.-H. Lin, D. H. Yu, L. Ma, L. Jia, L. Zhang, L. Wang, J.-C. Xiao and S. H. Liang, *Angew. Chem., Int. Ed.*, 2017, **56**, 3196–3200; (h) J. Yu, J.-H. Lin and J.-C. Xiao, *Angew. Chem., Int. Ed.*, 2017, **56**, 16669–16673.
- (a) Y. Yasu, T. Koike and M. Akita, *Angew. Chem., Int. Ed.*, 2012, **51**, 9567–9571; (b) S. Mizuta, S. Verhoog, K. M. Engle, T. Khotavivattana, M. O'Duill, K. Wheelhouse, G. Rassias, M. Medebielle and

- V. Gouverneur, *J. Am. Chem. Soc.*, 2013, **135**, 2505–2508;
(c) Q. H. Deng, J. R. Chen, Q. Wei, Q. Q. Zhao, L. Q. Lu and W. J. Xiao, *Chem. Commun.*, 2015, **51**, 3537–3540;
(d) R. Tomita, T. Koike and M. Akita, *Angew. Chem., Int. Ed.*, 2015, **54**, 12923–12927; (e) H. Xiang, Q. Zhao, Z. Tang, J. Xiao, P. Xia, C. Wang, C. Yang, X. Chen and H. Yang, *Org. Lett.*, 2017, **19**, 146–149.
- 19 S. I. Scherbinina, O. V. Fedorov, V. V. Levin, V. A. Kokorekin, M. I. Struchkova and A. D. Dilman, *J. Org. Chem.*, 2017, **82**, 12967–12974.