

Cite this: *RSC Adv.*, 2017, 7, 55874

## Post-polymerization modification reactions of poly(glycidyl methacrylate)s

Ezzah M. Muzammil,<sup>a</sup> Anzar Khan <sup>\*b</sup> and Mihaiela C. Stuparu <sup>\*ac</sup>

Post-polymerisation modification of poly(glycidyl methacrylate) (PGMA) through the nucleophilic ring opening reactions of the pendent epoxide groups allows for the installation of a variety of functionalities onto the reactive scaffold. The primary modification processes involve amine-epoxy, thiol-epoxy, azide-epoxy, acid-epoxy, and hydrolysis reactions. In all cases, sequential post-synthesis modification reactions can also be carried out if multiply-functionalised polymers are required. This, in particular, includes reactions of the hydroxyl group(s) that come into being through the initial oxirane ring-opening reaction. The overall flexibility of these functionalisations, coupled with the commercial availability of glycidyl methacrylate monomer, its controlled polymerisation behaviour through free radical polymerisation methods and high shelf life of the resulting polymers makes PGMA one of the most adaptable reactive scaffolds in polymer chemistry. In this review article, our aim is to discuss the fundamental aspects of the epoxy ring-opening reactions and highlight the utilitarian nature of PGMA by addressing the range of chemistry that has been used to transform this simple structure into a plethora of customised functional polymers.

Received 9th October 2017  
Accepted 4th December 2017

DOI: 10.1039/c7ra11093f

rsc.li/rsc-advances

### Introduction

Poly(glycidyl methacrylate) (PGMA) is an interesting polymer. At first glance, its highly strained three-membered epoxide side chains would suggest instability resulting in a short shelf-life.

One could also imagine that such a reactive polymer might be difficult to access synthetically especially as a homopolymer. However, reality is far from such assumptions. In fact, PGMA can be easily synthesised from its commercially available and inexpensive monomer, glycidyl methacrylate, by free radical polymerization processes (Scheme 1).<sup>1-16</sup>

Stability-wise, the purified homopolymer can be stored at room temperature and under ambient conditions for years without compromising its structural integrity. In this way, it differs from other reactive scaffolds like alkene and alkyne-carrying which can crosslink during polymerisation if the

<sup>a</sup>Division of Chemistry and Biological Chemistry, School of Physical and Mathematical Sciences, Nanyang Technological University, 21 Nanyang Link, 637371-Singapore. E-mail: mstuparu@ntu.edu.sg

<sup>b</sup>Department of Chemical and Biological Engineering, Korea University, Seoul 02841, Korea. E-mail: anzar@korea.ac.kr; Tel: +82 2 3290 4859

<sup>c</sup>School of Materials Science and Engineering, Nanyang Technological University, 21 Nanyang Link, 637371-Singapore



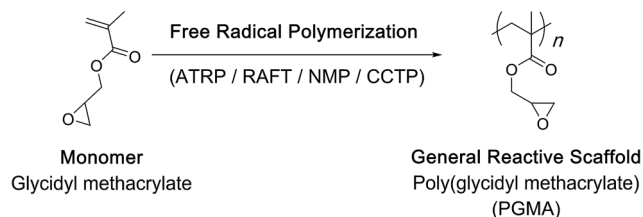
*Ezzah M. Muzammil is a Master student from Nanyang Technological University (NTU) in the Division of Chemistry and Biological Chemistry. She received her Bachelor(Hons) degree in Chemistry and Biological Chemistry in 2016 and hopes to pursue a doctorate degree under the mentorship of Prof. Stuparu. Her research interest is to explore corannulene chemistry in the area of organic syntheses to further study this exceptional molecule.*



*Anzar Khan carried out his doctoral studies at the Freie Universität Berlin (Germany) under the supervision of Prof. Stefan Hecht. He then joined Prof. Craig Hawker's lab at the University of California at Santa Barbara (USA) as a post-doctoral scholar. Recently, Anzar joined the Department of Biological and Chemical Engineering at Korea University. Here, he is leading a research*

*group with interests ranging from synthesis of multifunctional polymers to fabrication of stimuli-responsive nanostructured soft materials.*





Scheme 1 Synthesis of polyglycidyl methacrylate by free radical polymerisation methods.

concentration of the active-site-carrying monomer is high and the active site is unprotected.

PGMA, therefore, is a unique structure that can be accessed with a considerable degree of freedom over the synthesis method, purified, and stored in its homopolymer structure. Of course, co-polymerization is possible with any other acrylate or methacrylate monomer to further diversify the range of structures and applications of the final materials.<sup>1–16</sup> When required, the epoxy side chains of PGMA can be subjected to a nucleophilic ring-opening reaction under a variety of conditions to afford functionalised polymers (Scheme 2). The wide range of chemistry available allows one to freely choose the nature of the functional group and the manner of the ring-opening reaction. It is this versatility that establishes PGMA as a general and powerful reactive scaffold in polymer chemistry.

## Scope of the review

Our goal is to illustrate the adaptable nature of PGMA by discussing selected and early examples that reveal its multifaceted



*Born in Romania, Mihaiela received her Master degree in Organic Chemistry from the Babes-Bolyai University, Romania, under the guidance of Prof. I. Grosu. She then moved to Freie Universität Berlin, Germany, and finally to ETH-Zürich, Switzerland, to obtain her doctoral degree in the group of Prof. A. D. Schlüter. After a one-year post-doctoral stay in the group of Prof. H. K. Hall Jr at the University of*

*Arizona at Tucson (USA), Mihaiela returned to Zürich as a member of the Prof. J. Siegel's group at the University of Zürich. In 2009, Mihaiela received the Ambizione fellowship from the Swiss National Science Foundation. Under the mentorship of Prof. Siegel, Mihaiela's research efforts at the University of Zürich were directed towards creating a research program focused on introducing the corannulene chemistry to the macromolecular science. The University of Zürich recognized Mihaiela's research efforts in this direction by bestowing upon her the title of 'Privat-Dozent'. Since 2014, Mihaiela is a Nanyang Assistant Professor at NTU Singapore. Here, her group is investigating utility of the corannulene motif for the preparation of functional soft materials.*

chemistry through preparation and characterisation of molecularly well-defined polymers. On this basis, the discussion does not exhaust the entire literature and in particular does not examine surface functionalisations and particulate materials.<sup>17–29</sup> Furthermore, cross-linked systems are not covered.<sup>30–34</sup> The synthesis of the backbone itself is not discussed and the reader is referred to a number of important publications in this regard.<sup>1–16</sup> Other polymer backbones that carry a side-chain epoxide functionality are important as is seen in the works of Harth, Dove, He, Siegwert, and Theato.<sup>35–40</sup> However, these backbones are outside the scope of the present review as we limit ourselves to PGMA polymers only. Finally, assembly and applications of the PGMA-derived materials are not discussed as a recent review article has examined these aspects comprehensively.<sup>41</sup>

## General considerations

### How stable is PGMA?

Although epoxides are inherently strained three-membered rings, an acid catalyst or a strong nucleophile – typically created through use of a base catalyst, is essential for the ring-opening reaction. In the absence of either, epoxy derivatives remain perfectly stable under ambient conditions. It is for this reason that polymers of epoxides such as PGMA can be stored for years without any detection of crosslinking or degradation.

### What will be the regio-chemistry of functionalisation?

Let us first consider the case of acid-catalysed ring-opening reaction of epoxides (Scheme 3). Here, the first step is the protonation of the oxygen atom which is stabilised by inductive effect from the most substituted (*i.e.* most electron rich) carbon atom. This renders the tertiary carbon atom electrophilic and susceptible to a nucleophilic attack by a mild nucleophile such as water or methanol that would otherwise not be able to force the ring-opening reaction if acting alone.

In the absence of an acid activating the molecule, the ring-opening reaction can only proceed if a strong nucleophile is available to eject the oxygen atom so that the oxygen atom may form a favourable leaving group (Scheme 4). In this case, since a positive charge is absent, steric rather than electronic factors determine the outcome of the reaction and the second possible regio-isomer forms exclusively in which the nucleophile is attached to the least substituted and least hindered carbon atom. A model-compound-based systematic study has recently confirmed this notion.<sup>42</sup>

### Can alkoxide anion not initiate oxirane ring-opening polymerization?

Under acidic conditions, the oxygen atom is already protonated before ring-opening and poses no threat for further reaction. Under basic conditions, an alkoxide anion is formed (Scheme 5). Polymer chemists would envisage that such a structure would quickly bring about anionic ring-opening polymerisation of an epoxide monomer. However, no such polymerisation occurs because the alkoxide anion ( $pK_a = 17$ ) is





**Scheme 2** Post-polymerisation modification reactions of polyglycidyl methacrylate. Sequential multiple functionalisations are possible in most cases as the hydroxyl group(s) formed through the ring-opening reaction can be utilised to install a second functionality. Alternatively, the first functionality can create a new reactive site for subsequent modifications.



**Scheme 3** Acid-catalysed oxirane ring-opening reaction. The positive charge builds on the most substituted carbon atom that is most suitable for stabilising it through inductive effect based on the substituents.

a very strong base and is rapidly quenched by a proton transfer reaction. The proton can be abstracted from multiple sources within a reaction mixture. For instance, weakly acidic protons associated with the nucleophile, often employed aqueous/alcohol medium, or intentionally added proton sources such as ammonium chloride to the reaction, all possess  $pK_a$  values below 17 (see Scheme 5). It is a simple acid–base reaction that causes the quenching of the alkoxide ion by the mildly acidic protons present in the system, therefore impeding a ring-opening polymerisation.

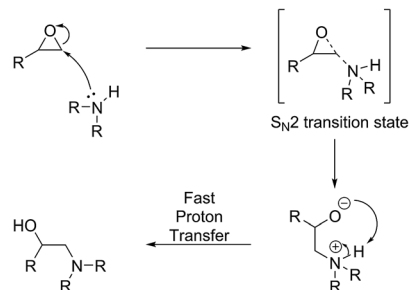
## Post-polymerisation modifications

Post-synthesis modification of reactive polymeric scaffolds is an important route to functional polymers.<sup>43–53</sup> An advantage of this route is that a general scaffold can lead to various structures that differ in the nature of the attached functionality but the molecular weight attributes remain the same within a functionalised polymer family. Such a system allows for an unambiguous development of structure–property relationships. PGMA is such a general reactive scaffold which can be turned into a functionalised polymer family through a range of chemical reactions. The following is a discussion of its chemistry arranged based on the nature of the functionalisation reaction.

### Functionalisation with amines

In 2010, Leroux and co-workers described the synthesis of linear and branched GMA polymers and their post-polymerization modifications with butylmethylamine, propylamine, methylpropylamine, and trimethylethylenediamine (Scheme 6).<sup>54</sup> The ring-opening reactions were carried out at 90 °C, overnight in an argon atmosphere. Ratios of 2 : 2, 1 : 1, 1 : 0.5 of the amine to the epoxy group were used in separate experiments. Interestingly, water was added to the reaction mixture and a second reflux was carried out at the same temperature for the same period of time. Elemental analysis indicated that sterically demanding trimethylethylenediamine led to a lower degree of functionalisation (72–81%) whereas smaller amines exhibited better efficiencies (88–98%). Most of the functionalised





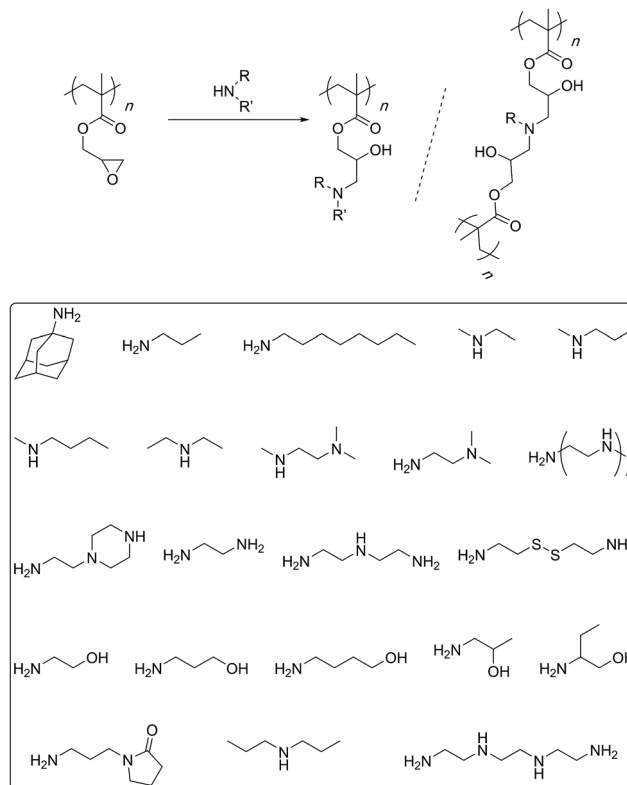
**Scheme 4** Base-catalysed oxirane ring-opening reaction. Strong nucleophiles approach the least hindered carbon atom, forming a new thio-ether linkage. Although intramolecular proton transfer reaction is depicted, intermolecular transfer processes can also occur to quench the alkoxide anion.



**Scheme 5** The alkoxide anion is a strong base and is quenched by weak acidic protons present in the system. Therefore, it cannot act as an initiator for ring-opening polymerisation of the pendent epoxide groups. The bottom shows pK<sub>a</sub> of various functional groups, solvents, or additives that are typically present in the PGMA functionalisation reactions. Nu stands for nucleophile.

structures were, however, found to be insoluble in water. It is likely that the post-polymerization reaction did not stop at the formation of secondary/tertiary amines but proceeded to the higher levels of tertiary/quaternary structures especially under the employed reaction conditions. Such intermolecular crosslinks can explain the reduced solubility of the functionalised polymers. Earlier, Huck's group had described such crosslinking processes in polymer brushes grown onto silicon substrates.<sup>55</sup> Furthermore, Li and co-workers, while working with oligoethylene amines at 70 °C noticed the same issue of intermolecular crosslinking and decreased functionalisation efficiency with increasing bulk of the amine group.<sup>56</sup> The issue of intermolecular crosslinking could be solved by reducing the reaction temperature (55–37 °C) and/or by using a large (at least 10 fold) excess of the amine.<sup>57–61</sup> Remarkably, Tang and co-workers have shown that the functionalisation reaction can be carried out at room temperature for 24 h with near quantitative efficiencies.<sup>62</sup> Such mild conditions are certainly useful to avoid unwanted further reaction of the secondary/tertiary amines and crosslinking.

The amine functionalisation strategy has been heavily used in the preparation of amphiphilic copolymers, star polymers, and graft copolymers that have found applications mainly in the



**Scheme 6** Amine-epoxy reaction for the post-polymerisation modification of the PGMA backbone. The bottom shows the amine structures used by various researchers for the functionalisation process.

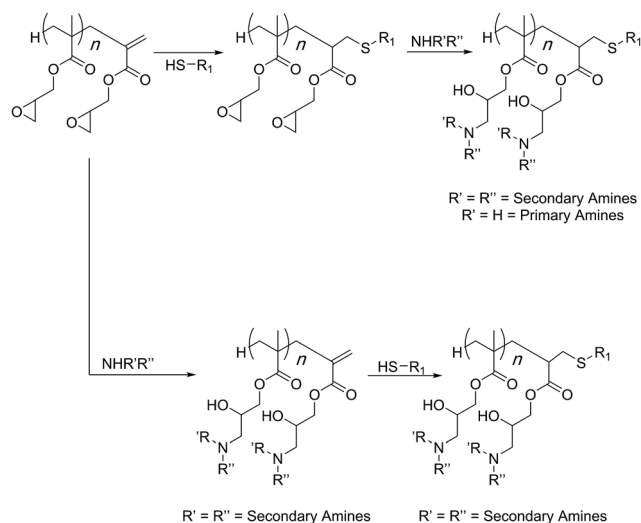
arena of polyplexes formation and gene delivery.<sup>63–67</sup> In some cases, the tertiary amines were further quaternised through the use of an alkyl halide to give access to side-chain cationic polymers.<sup>68,69</sup>

In most cases so far, atom transfer radical polymerization (ATRP) was used for the preparation of the PGMA scaffold. Haddleton and co-workers showed that synthesis by a cobalt-catalysed chain transfer polymerisation could lead to the polymer chains displaying a methacrylate chain-end. In such cases, therefore, difference in reactivity of the chain-end (methacrylate group) as compared to the side-chain (oxirane group) can allow for sequential modifications and preparation of doubly-functionalised structures (Scheme 7).<sup>70</sup> This was demonstrated in two different fashions. In case of primary amines being the nucleophiles designed to open the side chains, the acrylate group was consumed first through a thiol nucleophile. This is because primary amines can add to the C=C bond *via* a Michael-type of addition reaction.<sup>71</sup> In case of secondary amines, the post-polymerisation modification of the side chain epoxides could be achieved first and the methacrylate was modified in a subsequent step. Both reaction sequences led to the formation of dual-functional polymers.

### Functionalisation with thiols

The first study that established the use of thiol nucleophiles<sup>72–80</sup> for post-polymerisation modifications of the GMA polymers was





**Scheme 7** Orthogonal reactivity of functional groups in the PGMA scaffold functionalisations as established by Haddleton and co-workers.

published in 2012 (Scheme 8).<sup>81</sup> It utilised conventional free radical polymerisation process for the synthesis of the reactive scaffold. Therefore, molecular weights were very high and the degree of polymerization was estimated to be about 12 000 based on the number average molecular weight ( $P_n$ ). The study



**Scheme 8** First application of the thiol-based ring-opening reaction for modification of the PGMA scaffold. In this study, bi-functional structures were also synthesised through esterification of the generated secondary hydroxyl groups. The top shows the general synthetic scheme and the bottom shows various singly and doubly functionalised structures.

showed that even at room temperature, such high molecular weight polymers could be completely functionalised with a number of thiol nucleophiles. Furthermore, the generated secondary hydroxyl groups could be modified through an esterification reaction with a variety of acid chlorides.

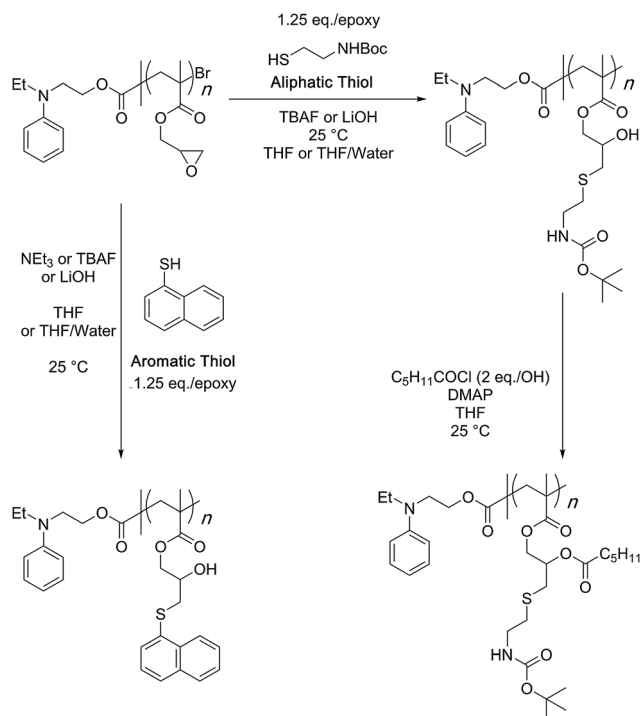
In a follow up study, copolymerization of GMA monomer with poly(ethylene glycol)-based macro-initiator or a macro-monomer through ATRP was shown to give water soluble reactive scaffolds that can be transformed into bi-functionalised structures (Scheme 9).<sup>82</sup> A later study investigated the optimised reaction conditions and quantified the results of the bifunctionalisation strategy using thiol-epoxy and esterification reactions (Scheme 10).<sup>42</sup> This study suggested that the choice and amount of a catalyst heavily influenced the outcome of the thiol-epoxy reaction. Tetrabutylammonium fluoride (TBAF) in tetrahydrofuran (THF), and lithium hydroxide in aqueous THF (10% water) were found to be good catalyst choices for reactions involving aliphatic and aromatic thiols. In the case of TBAF, >20 mol% catalyst loading was required to achieve complete conversion of the epoxy groups in a reaction time of 3 h. Lithium hydroxide proved to be a better catalyst as full conversions could be obtained at a catalyst loading of 1–4 mol% and in a reaction time of 1–3 hours. Triethylamine (TEA), when used in THF, failed to provide any ring-opening reaction. However, it could be used in the case of aromatic thiols. Nonetheless, high catalyst loading (>34%) and long reaction times (~12 h) were required for quantitative conversions at room temperature. Interestingly, a change of reaction medium to dimethylsulfoxide (DMSO) could lead to the ring-opening reaction while using TEA as a base and an aliphatic thiol as a reactant. Similarly in this case, longer reaction times, high catalyst loading, higher temperature, and higher thiol content were required to observe >85% epoxy group conversion.

In a related study, sterically demanding and thiol-terminated poly(ethylene glycol) (PEG) polymers (0.18, 0.8, and 2 kDa) were attached to the PGMA backbone (25 and 46 kDa) (Scheme 11).<sup>83</sup>



**Scheme 9** Application of the thiol-epoxy and esterification reactions-based sequential modifications strategy to prepare poly(ethylene glycol)-based doubly modified water soluble copolymers.





**Scheme 10** Examination of the optimum reaction conditions and quantification of the PGMA bifunctionalisation strategy was done using the shown synthetic scheme.

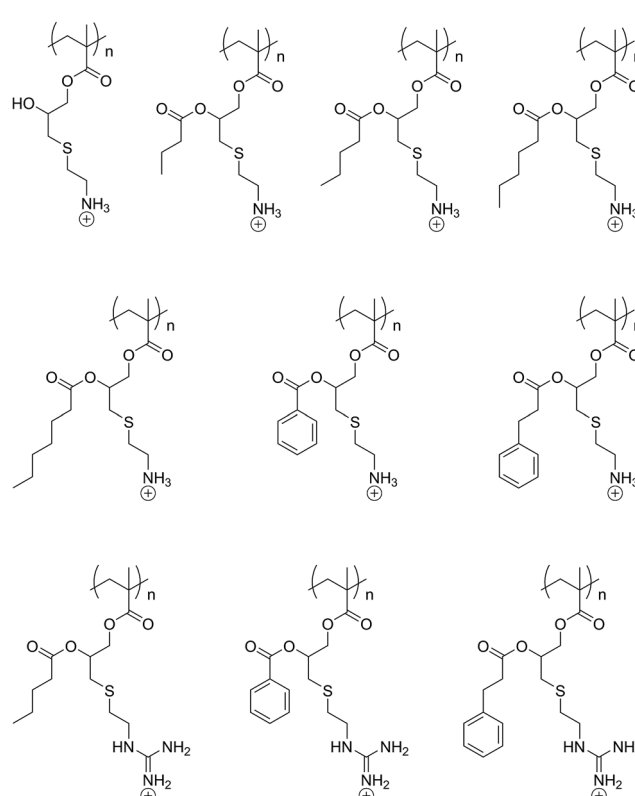
This polymer–polymer coupling reaction resulted in the formation of water-soluble bottlebrush copolymers with molecular weights ranging from 50–426 kDa. When low molecular weight PEG polymers with relatively low steric demand were used as the side-chain precursor, high grafting densities were observed irrespective of the length of the PGMA backbone (96–97%). The grafting density, however, decreased with an increase in the length and steric demand of the PEG side-chain (88–95%). In all cases discussed above, a second modification through an esterification reaction was shown to give doubly-functionalised structures.<sup>84–87</sup> Finally, this strategy was applied in the preparation of an amphipathic homopolymer library and shown to have siRNA delivery capacity (Fig. 1).<sup>88</sup> Benagali and co-workers showed that the secondary hydroxyl group could also be modified through urethane bond formation with small molecular isocyanates.<sup>89</sup>

Stepping away from linear PGMA structures, Gao and co-worker showed that segmented hyperbranched polymers with high density of functional groups could be prepared by coupling with a number of thiol molecules. In some cases, the thiol molecule carried another functionality such as an olefin bond. Therefore, a second functionalisation reaction using the thiol-ene ‘click’ reaction could be carried out to install a different functionality onto the hyperbranched scaffold in a sequential manner.<sup>90</sup>

In another impressive example of creating complex and sophisticated segmented yet linear structures, Haddleton and co-workers utilized the orthogonal reactivity of the epoxy group



**Scheme 11** Preparation of bivalent molecular bottlebrushes through the use of a sequential thiol–epoxy and esterification reactions.



**Fig. 1** Amphipathic homopolymer family synthesized for siRNA delivery applications.



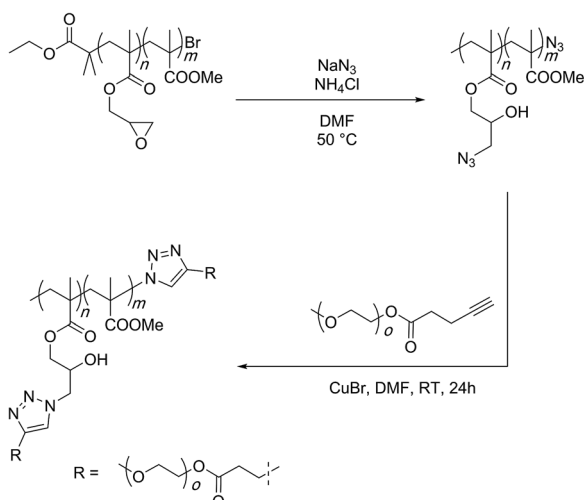


**Scheme 12** Multi-block orthogonal reactivity concept established by Haddleton and co-workers for the preparation of sequence-regulated multifunctional polymers.

and the alkyne functionality to gain access to multiply-reactive and multiply-functional sequence regulated polymers (Scheme 12).<sup>91</sup>

### Functionalization with azide

Matyjaszewski and co-workers have established this concept through use of copolymers carrying GMA and methyl methacrylate monomers (Scheme 13).<sup>92</sup> The epoxide groups were opened with sodium azide at 50 °C and in the presence of ammonium chloride. As mentioned earlier, ammonium chloride is a proton source to quench the alkoxide anion and stop an anionic ring-opening polymerisation from proceeding. NMR and IR spectroscopies were employed for the characterisation of the produced materials. It was shown that the ring-opening



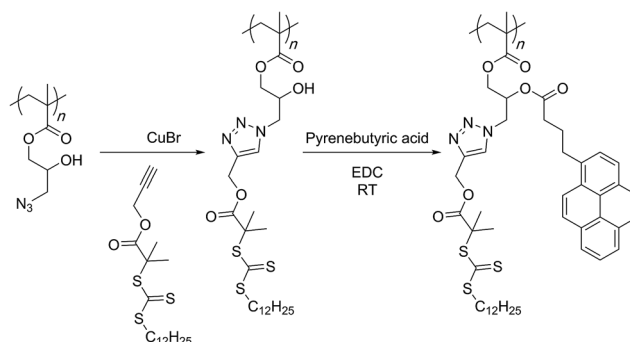
**Scheme 13** Epoxy-azide reaction for the functionalisation of the PGMA scaffold as established by Matyazweski and co-workers.

reaction was quantitative. The prepared polymer was further subjected to a copper-catalysed click reaction with polyethylene glycol (2000 g per mol) terminated with an acetylene functionality to finally afford graft copolymers.

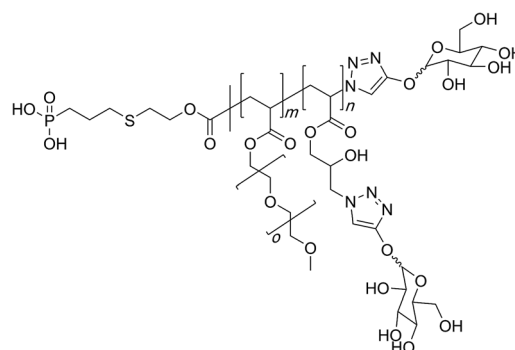
In an alternative fashion, Zhao and co-workers showed that a small molecular acetylene appended with a RAFT agent can be attached to the azide group of the polymer and a subsequent RAFT polymerisation of NIPAM monomer could then lead to the graft copolymer structures (Scheme 14).<sup>93</sup> The formed secondary hydroxyl group could be subjected to an esterification reaction with a pyrene-based acid molecule. In aqueous solution, these polymers assembled into vesicular structures in which the hydrophilic NIPAM chains protected the hydrophobic pyrene groups. Replacing pyrene with a polyethylene glycol chain and carrying out the RAFT polymerization with styrene and NIPAM monomers in a sequential manner afforded even more complex amphiphilic structures also capable of assembling into vesicles in water.<sup>94</sup>

This theme of preparing molecular bottlebrushes through the azidation strategy of PGMA is further seen in the works of Chen and co-workers who prepared a large family of graft copolymers based upon the ethylene-oxide, ester, acrylate, methacrylate, acrylamide and styrenic polymers (Fig. 2).<sup>95,96</sup>

In a completely different manner, Gao and co-workers employed reversible addition-fragmentation chain transfer to



**Scheme 14** Grafting-from approach through use of RAFT polymerization for the preparation of bivalent graft copolymers by Zhao and co-workers.



**Fig. 2** Chemical structure of the glycopolymer synthesised through use of azide-epoxy reaction on the PGMA scaffold.





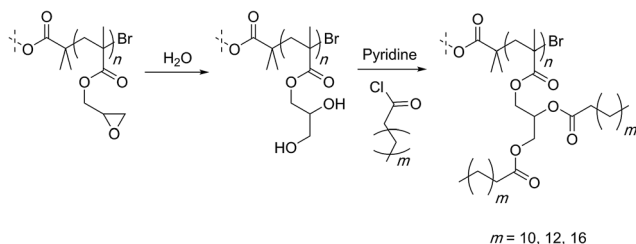
Fig. 3 Synthesis of a family of molecular bottlebrushes through the polymer azide route by Chen and co-workers.

synthesise PGMA-based highly branched architectures. The authors then utilised the azide-epoxy reaction to generate polymeric azides that could be modified in a subsequent copper-catalysed 'click' chemistry step with small molecular alkynes to access a myriad of functionalised polymers. In some cases, the hydroxyl group was also modified either prior or after the azide-alkyne reaction.<sup>97</sup>

Finally, glycopolymers could be prepared through azide-alkyne coupling reaction between the polymer and free-acetylene carrying sugar molecules for use in synthesis of bio-imaging probes (Fig. 3).<sup>98</sup>

### Functionalisation with water

Hydrolysis of PGMA can be achieved using acid or base catalysis. Some of the early examples however rely only on thermal activation at temperatures of 120–140 °C for long periods of time (24 hours) (Scheme 15).<sup>99,100</sup> The high temperatures can be avoided by using sulfuric acid as a catalyst that allows for the hydrolysis to occur smoothly at ambient conditions.<sup>101,103</sup> In



Scheme 15 Hydrolysis of PGMA-based 4-arm star polymers by Leroux and co-workers. Only one arm is shown for simplicity.



Scheme 16 Second functionalisation of hydrolyzed PGMA through ring-opening reaction with succinic anhydride by Gao and co-workers.

terms of regio-chemistry, irrespective of the method, the final hydrolysis product is the same diol structure that can further be functionalized. For this, esterification of the hydroxyl groups with fatty acid is shown to allow the polymer chain to form reverse micelles that could trap and release peptides and proteins.

Gao and co-workers developed a different strategy for utilizing the diol functionalities. Exploiting higher reactivity of the primary hydroxyl group, they attached acid groups through ring-opening reaction with succinic anhydride (Scheme 16).<sup>102</sup> The secondary hydroxyl groups were then used to form intermolecular polyurethane crosslinks to furnish polymer nanoparticles that could trap and release the anticancer drug doxorubicin.<sup>103</sup>

### Functionalization with carboxylic acids

Minko and Luzinov described the use of PGMA as a means to prepare fluorescent core-shell type of nanoparticles while still having the reactive epoxy groups on the particle surface (Scheme 17).<sup>104</sup> To achieve this, PGMA was first functionalised with rhodamine-B through an acid-epoxy reaction and later deposited on silica particles. This functionalisation required a relatively high temperature of 80 °C. Through elemental analysis, it was confirmed that the extent of reaction was such that one epoxy group out of 311 reacted to yield functionalised polymer chains (0.3% efficiency). This synthetic strategy was used by Liu and co-workers to prepare polymers capable of emissive or self-healing properties.<sup>105,106</sup>



Scheme 17 Oxirane ring-opening reaction with rhodamine-B by Minko and Luzinov.



## Conclusions

Following are the conclusions that can be drawn from the aforementioned discussion.

1. PGMA scaffold can be modified through the use of amines, thiols, azides, carboxylic acids, and water as nucleophiles. In all cases, the epoxide ring-opening reaction generates a second reactive site, a secondary hydroxyl group. This hydroxyl group can also be modified in a second post-polymerisation modification step. In case of hydrolysis, a diol forms and can be modified either selectively at the primary hydroxyl group due to its higher reactivity or at both hydroxyl groups. Alternatively, the initially installed functionality may be able to react further as in the case of amines. In many cases, multiply functionalised structures have been obtained through sequential post-polymerization modification reactions.

2. While using amines for modification purposes, at least a 10-fold excess of the amine reactant must be used and the reaction temperature must be lowered to 35 °C or room temperature. These two factors can avoid inter and intramolecular crosslinking reactions from occurring. These crosslinking reactions originate from the desire of the primary amine to become secondary, secondary to tertiary, and tertiary to quaternary amine. This is due to the fact that amine reactivity increases as a result of electron-donating nature of the alkyl groups to the nitrogen atom making each product more nucleophilic than its predecessor.

3. Amine functionalisations require long reaction times (24 hours) for completion at room temperature.

4. Functionalisation with thiols is regio-selective, quantitative, and fast. The functionalisation reactions can be performed at room temperature and requires 1–3 hours for completion even if very high molecular weights ( $P_n = 12\ 000$ ) of the PGMA scaffold is used. Sterically demanding thiols can also be used. However, the degree of grafting decreases with increasing molecular weight (>2 kDa) of the thiol used.

5. Reaction with sodium azide (50 °C) requires a mild acid such as ammonium chloride as the proton source for quenching the alkoxide anion. The reaction generates polymeric azides in high efficiency. A subsequent modification of the azide groups through copper-catalysed 'click' reaction then gives access to functionalised polymers. The utility and efficiency of this second post-polymerisation modification is shown through preparation of a number of graft copolymers with high grafting densities.

6. Carboxylic acids represent the least active and least efficient system towards functionalisation of the PGMA scaffold even when relatively high temperatures (80 °C) and relatively long reaction times (12 h) are employed.

In general, the PGMA scaffold can be transformed into various functionalised structures through the opening of side-chain epoxide rings with a number of nucleophiles. This particular synthetic strategy to functional polymers bears the hallmark of simplicity and adaptability. This is evident from a commercial access to the monomer, polymerisability with robust and tolerant free radical polymerisation protocols and

functionalizations with a number of nucleophiles in the presence of air and moisture and sometimes, under ambient conditions. This strategy has been put to use by many researchers and the final materials have often found bio-relevant applications. In most cases, a single nucleophile is used for the first functionalisation of the PGMA scaffold.

If we examine the modification reactions in terms of the reaction speed, efficiency of functionalisation and reaction conditions, it becomes clear that distinct differences in reactivity exists and relate to the nature of the nucleophile. This presents an opportunity to modify one scaffold in a one-pot or sequential manner with different nucleophiles to generate multiply functionalised polymers. Overall, it seems that the single-nucleophile modifications will still dominate the research scene but new materials based on the (orthogonal) reactivity concepts are likely to add new dimensions to this historic chemistry.

## Conflicts of interest

There are no conflicts to declare.

## Acknowledgements

EMM and MCS are thankful for financial support from NTU Singapore (M4081566). This work was by National Research Foundation of Korea grant funded by the Korea government (MSIP) (NRF-2015R1D1A1A01057796).

## Notes and references

- 1 C. J. Hawker, A. W. Bosman and E. Harth, *Chem. Rev.*, 2001, **101**, 3661–3688.
- 2 K. Matyjaszewski and J. Xia, *Chem. Rev.*, 2001, **101**, 2921–2990.
- 3 P. F. Cañamero, J. L. de la Fuente, E. L. Madruga and M. Fernández-García, *Macromol. Chem. Phys.*, 2004, **205**, 2221–2228.
- 4 H. Yin, H. Zheng, L. Lu, P. Liu and Y. Cai, *J. Polym. Sci., Part A: Polym. Chem.*, 2007, **45**, 5091–5102.
- 5 K. Sha, D. Li, Y. Li, X. Liu, S. Wang, J. Guan and J. Wang, *J. Polym. Sci., Part A: Polym. Chem.*, 2007, **45**, 5037–5049.
- 6 A. Hayek, Y. Xu, T. Okada, S. Barlow, X. Zhu, J. H. Moon, S. R. Marder and S. Yang, *J. Mater. Chem.*, 2008, **18**, 3316.
- 7 G. Moad, E. Rizzardo and S. H. Thang, *Acc. Chem. Res.*, 2008, **41**, 1133–1142.
- 8 B. Zhang, Y. Li, P. Ai, Z. Sa, Y. Zhao, M. Li, D. Wang and K. Sha, *J. Polym. Sci., Part A: Polym. Chem.*, 2009, **47**, 5509–5526.
- 9 R. Paris, M. Liras and I. Quijada-Garrido, *Macromol. Chem. Phys.*, 2011, **212**, 1859–1868.
- 10 A. Moayeri, B. Lessard and M. Maric, *Polym. Chem.*, 2011, **2**, 2084.
- 11 S. Höhne and P. Uhlmann, *J. Polym. Sci., Part A: Polym. Chem.*, 2014, **53**, 675–684.
- 12 Q. Yang, S. Balverde, F. Dumur, J. Lalevee and J. Poly, *Polym. Chem.*, 2016, **7**, 6084.



- 13 X. Yan, A. Sivignon, N. Barnich, S. G. Gouin, J. Bouckaert, E. Fleury and J. Bernard, *Polym. Chem.*, 2016, **7**, 2674.
- 14 X. Zhang, Q. Zhang, C. Xie, A. Gao, Z. Chang, J. Kwon Oh, P. Yang and P. Li, *J. Polym. Sci., Part A: Polym. Chem.*, 2016, **54**, 1396–1408.
- 15 F. L. Hatton, J. R. Lovett and S. P. Armes, *Polym. Chem.*, 2017, **8**, 4856.
- 16 C. A. Follit, S. R. Woodruff, P. D. Vogel, J. G. Wise and N. V. Tsarevsky, *J. Drug Delivery Sci. Technol.*, 2017, **39**, 324–333.
- 17 F. J. Xu, Q. J. Cai, Y. L. Li, E. T. Kang and K. G. Neoh, *Biomacromolecules*, 2005, **6**, 1012–1020.
- 18 R. Iwata, R. Satoh, Y. Iwasaki and K. Akiyoshi, *Colloids Surf., B*, 2008, **62**, 288–298.
- 19 F. J. Xu, Z. H. Wang and W. T. Yang, *Biomaterials*, 2010, **31**, 3139–3147.
- 20 W. Yuan, C. Li, C. Zhao, C. Sui, W.-T. Yang, F.-J. Xu and J. Ma, *Adv. Funct. Mater.*, 2012, **22**, 1835–1842.
- 21 D. Damiron, J. Mazzolini, F. Cousin, C. Boisson, F. D'Agosto and E. Drockenmuller, *Polym. Chem.*, 2012, **3**, 1838–1845.
- 22 M. Lillethorup, K. Shimizu, N. Plumeré, S. U. Pedersen and K. Daasbjerg, *Macromolecules*, 2014, **47**, 5081–5088.
- 23 I. Álvarez-Martos, R. Alonso-Bartolomé, V. M. Hernández, A. Anillo, A. Costa-García, F. J. G. Alonso and M. T. Fernández-Abedul, *React. Funct. Polym.*, 2016, **100**, 89–96.
- 24 H. Zhu, Q. Liu and Y. Chen, *Langmuir*, 2007, **23**, 790–794.
- 25 W. L. Zhang, S. H. Piao and H. J. Choi, *J. Colloid Interface Sci.*, 2013, **402**, 100–106.
- 26 Y. Zhu, L. Fan, B. Yang and J. Du, *ACS Nano*, 2014, **8**, 5022–5031.
- 27 S. B. Rahane, R. M. Hensarling, B. J. Sparks, C. M. Stafford and D. L. Patton, *J. Mater. Chem.*, 2012, **22**, 932–943.
- 28 Y. Sun, H. Hu, B. Yu and F.-J. Xu, *Bioconjugate Chem.*, 2016, **27**, 2744–2754.
- 29 S. Shibusaki, Y. Sasaki, K. Nakabayashi and H. Mori, *React. Funct. Polym.*, 2016, **107**, 11–19.
- 30 R. B. Grubbs, J. M. Dean, M. E. Broz and F. S. Bates, *Macromolecules*, 2000, **33**, 9522–9534.
- 31 G. Kocak, G. Solmaz and V. Bütün, *Macromol. Chem. Phys.*, 2016, **217**, 2744–2754.
- 32 I. Perez-Baena, F. Barroso-Bujans, U. Gasser, A. Arbe, A. J. Moreno, J. Colmenero and J. A. Pomposo, *ACS Macro Lett.*, 2013, **2**, 775–779.
- 33 M. Mauri, N. Tran, O. Prieto, T. Hjertberg and C. Müller, *Polymer*, 2017, **111**, 27–35.
- 34 J. Steinkoenig, H. Rothfuss, A. Lauer, B. T. Tuten and C. Barner-Kowollik, *J. Am. Chem. Soc.*, 2017, **139**, 51–54.
- 35 A. E. V. D. Ende, E. J. Kravitz and E. Harth, *J. Am. Chem. Soc.*, 2008, **130**, 8706–8713.
- 36 C.-F. Wang, Y.-X. Lin, T. Jiang, F. He and R.-X. Zhuo, *Biomaterials*, 2009, **30**, 4824–4832.
- 37 D. M. Stevens, S. Tempelaar, A. P. Dove and E. Harth, *ACS Macro Lett.*, 2012, **1**, 915–918.
- 38 Y. Yan and D. J. Siegwart, *Polym. Chem.*, 2014, **5**, 1362–1371.
- 39 P. K. Kuroishi, M. J. Bennison and A. P. Dove, *Polym. Chem.*, 2016, **7**, 7108–7115.
- 40 T. Krappitz, P. Feibusch, C. Aroonsirichock, V. P. Hoven and P. Theato, *Macromolecules*, 2017, **50**, 1415–1421.
- 41 Q.-L. Li, W.-X. Gu, H. Gao and Y.-W. Yang, *Chem. Commun.*, 2014, **50**, 13201–13215.
- 42 M. C. Stuparu, A. Khan and I. Gadwal, *Polym. Chem.*, 2015, **6**, 1393–1404.
- 43 P. Theato and H.-A. Klok, *Functional Polymers by Post-Polymerization Modification*, John Wiley & Sons, Weinheim, Germany, 2013.
- 44 K. A. Günay, P. Theato and H. A. Klok, History of post-polymerization modification, in *Functional Polymers by Post-Polymerization Modification: Concepts, Guidelines, and Applications*, Wiley-VCH Verlag GmbH & Co. KGaA, Weinheim, Germany, 1st edn. 2013.
- 45 K. A. Günay, P. Theato and H.-A. Klok, *J. Polym. Sci., Part A: Polym. Chem.*, 2012, **51**, 1–28.
- 46 M. A. Gauthier, M. I. Gibson and H.-A. Klok, *Angew. Chem., Int. Ed.*, 2008, **48**, 48–58.
- 47 A. S. Goldmann, M. Glassner, A. J. Inglis and C. Barner-Kowollik, *Macromol. Rapid Commun.*, 2013, **34**, 810–849.
- 48 R. K. Iha, K. L. Wooley, A. M. Nyström, D. J. Burke, M. J. Kade and C. J. Hawker, *Chem. Rev.*, 2009, **109**, 5620–5686.
- 49 A. Sanyal, *Macromol. Chem. Phys.*, 2010, **211**, 1417–1425.
- 50 H. Durmaz, A. Sanyal, G. Hizal and U. Tunca, *Polym. Chem.*, 2012, **3**, 825–835.
- 51 G. Hizal, U. Tunca and A. Sanyal, *J. Polym. Sci., Part A: Polym. Chem.*, 2011, 4103–4120.
- 52 W. H. Binder and R. Sachsenhofer, *Macromol. Rapid Commun.*, 2007, **28**, 15–54.
- 53 M. E. Buck and D. M. Lynn, *Polym. Chem.*, 2012, **3**, 66–80.
- 54 H. Gao, M. Elsbahy, E. V. Giger, D. Li, R. E. Prud'homme and J.-C. Leroux, *Biomacromolecules*, 2010, **11**, 889–895.
- 55 S. Edmondson and W. T. S. Huck, *J. Mater. Chem.*, 2004, **14**, 730.
- 56 M. Ma, F. Li, F.-J. Chen, S.-X. Cheng and R.-X. Zhuo, *Macromol. Biosci.*, 2010, **10**, 183–191.
- 57 F. J. Xu, M. Y. Chai, W. B. Li, Y. Ping, G. P. Tang, W. T. Yang, J. Ma and F. S. Liu, *Biomacromolecules*, 2010, **11**, 1437–1442.
- 58 H. Gao, X. Lu, Y. Ma, Y. Yang, J. Li, G. Wu, Y. Wang, Y. Fan and J. Ma, *Soft Matter*, 2011, **7**, 9239.
- 59 F. J. Xu, Y. Zhu, M. Y. Chai and F. S. Liu, *Acta Biomater.*, 2011, **7**, 3131–3140.
- 60 Y. Hu, Y. Zhu, W. T. Yang and F. J. Xu, *ACS Appl. Mater. Interfaces*, 2013, **5**, 703–712.
- 61 Y. Hu, M. Y. Chai, W. T. Yang and F. J. Xu, *Bioconjugate Chem.*, 2013, **24**, 1049–1056.
- 62 Y. Tang, L. Liu, J. Wu and J. Duan, *J. Colloid Interface Sci.*, 2013, **397**, 24–31.
- 63 X. C. Yang, M. Y. Chai, Y. Zhu, W. T. Yang and F. J. Xu, *Bioconjugate Chem.*, 2012, **23**, 618–626.
- 64 R. Q. Li, Y. L. Niu, N. N. Zhao, B. R. Yu, C. Mao and F. J. Xu, *ACS Appl. Mater. Interfaces*, 2014, **6**, 3969–3978.
- 65 L. Wang, Y.-W. Yang, M. Zhu, G. Qiu, G. Wu and H. Gao, *RSC Adv.*, 2014, **4**, 6478.
- 66 R. Q. Li, Y. Hu, B. R. Yu, N. N. Zhao and F. J. Xu, *Bioconjugate Chem.*, 2014, **25**, 155–164.



- 67 X.-C. Yang, Y.-L. Niu, N.-N. Zhao, C. Mao and F.-J. Xu, *Biomaterials*, 2014, **35**, 3873–3884.
- 68 X. B. Dou, M. Y. Chai, Y. Zhu, W. T. Yang and F. J. Xu, *ACS Appl. Mater. Interfaces*, 2013, **5**, 3212–3218.
- 69 Z. Liang, X. Wu, Y.-W. Yang, C. Li, G. Wu and H. Gao, *Polym. Chem.*, 2013, **4**, 3514.
- 70 K. A. McEwan, S. Slavin, E. Tunnah and D. M. Haddleton, *Polym. Chem.*, 2013, **4**, 2608.
- 71 C. Hoffmann, M. C. Stuparu, A. Daugaard and A. Khan, *J. Polym. Sci., Part A: Polym. Chem.*, 2014, **53**, 745–749.
- 72 M. C. Stuparu and A. Khan, *J. Polym. Sci., Part A: Polym. Chem.*, 2016, **54**, 3057–3070.
- 73 A. Brändle and A. Khan, *Polym. Chem.*, 2012, **3**, 3224.
- 74 I. Gadwal and A. Khan, *Polym. Chem.*, 2013, **4**, 2440.
- 75 N. Cengiz, J. Rao, A. Sanyal and A. Khan, *Chem. Commun.*, 2013, **49**, 11191.
- 76 I. Gadwal, S. Binder, M. C. Stuparu and A. Khan, *Macromolecules*, 2014, **47**, 5070–5080.
- 77 S. Binder, I. Gadwal, A. Biemann and A. Khan, *J. Polym. Sci., Part A: Polym. Chem.*, 2014, **52**, 2040–2046.
- 78 I. Gadwal and A. Khan, *RSC Adv.*, 2015, **5**, 43961–43964.
- 79 I. Gadwal, T. Eom, J. Hwang, Y. Choe, J. Bang and A. Khan, *RSC Adv.*, 2017, **7**, 19439–19447.
- 80 J. Hwang, Y. Choe, J. Bang and A. Khan, *J. Polym. Sci., Part A: Polym. Chem.*, 2017, **55**, 3381–3386.
- 81 S. De and A. Khan, *Chem. Commun.*, 2012, **48**, 3130.
- 82 S. De, C. Stelzer and A. Khan, *Polym. Chem.*, 2012, **3**, 2342.
- 83 I. Gadwal, J. Rao, J. Baettig and A. Khan, *Macromolecules*, 2014, **47**, 35–40.
- 84 F. S. Gungor and B. Kiskan, *React. Funct. Polym.*, 2014, **75**, 51–55.
- 85 B. Hanbeyoglu, B. Kiskan and Y. Yagci, *Macromolecules*, 2013, **46**, 8434–8440.
- 86 A. Musa, B. Kiskan and Y. Yagci, *Polymer*, 2014, **55**, 5550–5556.
- 87 A. Saha, S. De, M. C. Stuparu and A. Khan, *J. Am. Chem. Soc.*, 2012, **134**, 17291–17297.
- 88 C. Buerkli, S. H. Lee, E. Moroz, M. C. Stuparu, J.-C. Leroux and A. Khan, *Biomacromolecules*, 2014, **15**, 1707–1715.
- 89 M. Benaglia, A. Alberti, L. Giorgini, F. Magnoni and S. Tozzi, *Polym. Chem.*, 2013, **4**, 124–132.
- 90 S. Li, J. Han and C. Gao, *Polym. Chem.*, 2013, **4**, 1774–1787.
- 91 Q. Zhang, A. Anastasaki, G.-Z. Li, A. J. Haddleton, P. Wilson and D. M. Haddleton, *Polym. Chem.*, 2014, **5**, 3876.
- 92 N. V. Tsarevsky, S. A. Bencherif and K. Matyjaszewski, *Macromolecules*, 2007, **40**, 4439–4445.
- 93 C. Zhao, D. Wu, X. Lian, Y. Zhang, X. Song and H. Zhao, *J. Phys. Chem. B*, 2010, **114**, 6300–6308.
- 94 X. Lian, D. Wu, X. Song and H. Zhao, *Macromolecules*, 2010, **43**, 7434–7445.
- 95 P. Zhao, Y. Yan, X. Feng, L. Liu, C. Wang and Y. Chen, *Polymer*, 2012, **53**, 1992–2000.
- 96 Y. Yan, Y. Shi, W. Zhu and Y. Chen, *Polymer*, 2013, **54**, 5634–5642.
- 97 S. Li and C. Gao, *Polym. Chem.*, 2013, **4**, 4450.
- 98 J. S. Basuki, L. Esser, H. T. T. Duong, Q. Zhang, P. Wilson, M. R. Whittaker, D. M. Haddleton, C. Boyer and T. P. Davis, *Chem. Sci.*, 2014, **5**, 715–726.
- 99 M.-C. Jones, P. Tewari, C. Blei, K. Hales, D. J. Pochan and J.-C. Leroux, *J. Am. Chem. Soc.*, 2006, **128**, 14599–14605.
- 100 H. Gao, M.-C. Jones, P. Tewari, M. Ranger and J.-C. Leroux, *J. Polym. Sci., Part A: Polym. Chem.*, 2007, **45**, 2425–2435.
- 101 C. S. Gudipati, M. B. H. Tan, H. Hussain, Y. Liu, C. He and T. P. Davis, *Macromol. Rapid Commun.*, 2008, **29**, 1902–1907.
- 102 Y. Ma, H. Gao, W. Gu, Y.-W. Yang, Y. Wang, Y. Fan, G. Wu and J. Ma, *Eur. J. Pharm. Sci.*, 2012, **45**, 65–72.
- 103 W. Gu, Y. Ma, C. Zhu, B. Chen, J. Ma and H. Gao, *Eur. J. Pharm. Sci.*, 2012, **47**, 556–563.
- 104 V. Tsyalkovsky, V. Klep, K. Ramaratnam, R. Lupitsky, S. Minko and I. Luzinov, *Chem. Mater.*, 2008, **20**, 317–325.
- 105 S.-C. Chang, S.-J. Chiu, C.-Y. Hsu, Y. Chang and Y.-L. Liu, *Polymer*, 2012, **53**, 4399–4406.
- 106 T.-W. Chuo, T.-C. Wei and Y.-L. Liu, *J. Polym. Sci., Part A: Polym. Chem.*, 2013, **51**, 3395–3403.

