



Cite this: *Org. Biomol. Chem.*, 2016, **14**, 2608

Received 12th January 2016,
Accepted 28th January 2016

DOI: 10.1039/c6ob00076b

www.rsc.org/obc

Oxidative coupling between C(sp²)-H and C(sp³)-H bonds of indoles and cyclic ethers/cycloalkanes†

Qingjing Yang,^a Pui Ying Choy,^a Yinuo Wu,^{*b} Baomin Fan^{*c} and Fuk Yee Kwong^{*a}

Cross-dehydrogenative-coupling (CDC) between C-H/C-H bonds of indoles and cyclic ethers/cycloalkanes is made viable through a simple transition-metal-free pathway. With the aid of only di-tert-butyl peroxide, a number of inactive cyclic ethers and cycloalkanes can be directly coupled with indole derivatives in satisfactory yields.

Direct cross-dehydrogenative-coupling (CDC) reactions of two different C-H bonds under oxidative conditions have emerged as one of the most effective and straightforward strategies for constructing C-C bonds in organic synthesis.¹ This approach is highly desirable as the direct engagement of naturally abundant C-H starting materials together can circumvent the pre-functionalization/preactivation of substrates and therefore lead to a better atom economy.² Yet, the challenges of CDC reactions are low reactivity and selectivity, owing to the high dissociation energy and the ubiquity of C-H bonds, respectively. Transition metal complexes are employed to overcome these difficulties³ and the development of new catalyst systems for more efficient transformations is indeed a central theme in modern organic synthesis.

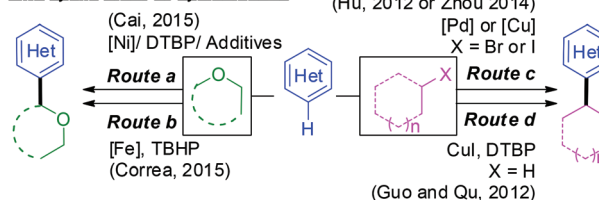
The indolyl framework is a common sub-unit in various pharmaceutically attractive and naturally occurring products.⁴ Particularly, the relevant indolyl motifs exhibit unique anti-inflammatory and phosphodiesterase inhibitory activities.⁵ Therefore, facile convergent approaches for accessing an array of C-3 or C-2 alkylated indole derivatives are in high demand. Nevertheless, the reported procedures are sometimes cumbersome

and/or require costly catalysts/substrates (Scheme 1A).⁶ In fact, the direct C-C bond construction of α -substituted cyclic ethers (e.g. five- or six-membered ring) or cycloalkanes to the C-3 or C-2 position of indoles is still rare by virtue of the low reactivity of these C-H bonds. The transition-metal-catalyzed C-C bond formation of ethers/cycloalkanes with heterocycles *via* cross-dehydrogenative-coupling (CDC) reactions has received considerable attention and advanced remarkably (Scheme 1B).⁷ However, C-C coupling of indoles with ethers/cycloalkanes is far less explored.⁸ In 2015, Cai reported a nickel-catalyzed regioselective CDC of inactive C(sp³)-H bonds with indole derivatives.⁹ Regiospecific C-3 or C-2 coupling of indoles with 1,4-dioxane was shown with the aid of a Ni(acac)₂ or NiF₂ complex (Scheme 1B). Apart from the transition metal-catalyzed pathway, the CDC reaction would be further attractive if this reaction can proceed in a metal-free manner.¹⁰ Nevertheless, a simple metal-free oxidative coupling between

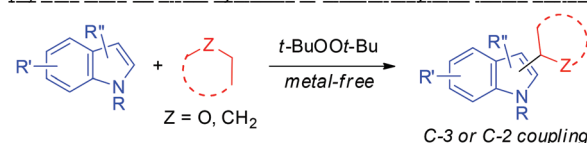
(A) Former works on cyclization protocol of etheral indole synthesis



(B) Former works on transition metal-catalyzed coupling of azoles with cyclic ether or cycloalkanes



(C) This work on direct synthesis of etheral/alkylated indole derivatives



Scheme 1 Selected examples of preparation of etheral azoles.

^aState Key Laboratory of Chirosciences and Department of Applied Biology and Chemical Technology, The Hong Kong Polytechnic University, Hung Hom, Kowloon, Hong Kong, China. E-mail: fuk-yee.kwong@polyu.edu.hk

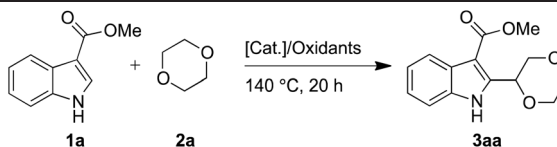
^bSchool of Pharmaceutical Sciences, Sun Yat-sen University, Guangzhou, People's Republic of China. E-mail: wuyinuo3@mail.sysu.edu.cn

^cYMU-HKBU Joint Laboratory of Traditional Natural Medicine, Yunnan Minzu University, Kunming 650500, People's Republic of China.

E-mail: adams.bmf@hotmail.com

†Electronic supplementary information (ESI) available: Detailed experimental procedures, characterization data and copies of the NMR spectra. See DOI: 10.1039/c6ob00076b



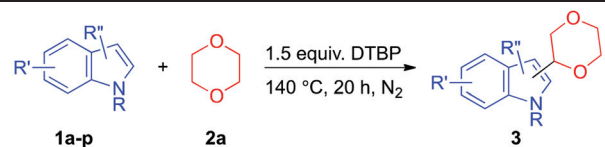
Table 1 Initial screening of CDC reaction between 1,4-dioxane and indole **1a**^a


Entry	[Cat.] (10 mol%)	Oxidants (equiv.)	Yield ^b (%)
1	—	DTBP (1.5)	69
2	—	TBPB (1.5)	45
3	—	TBHP (1.5)	0
4	—	K ₂ S ₂ O ₈ (1.5)	0
5	—	BPO (1.5)	0
6	—	DTBP (0)	0
7	Pd(OAc) ₂	DTBP (1.5)	68
8	CuI	DTBP (1.5)	69
9	KI	DTBP (1.5)	65
10	Bu ₄ NI	DTBP (1.5)	35
11	—	DTBP (1.0)	61
12	—	DTBP (2.0)	58
13	—	DTBP (1.5)	78^c
14	—	DTBP (1.5)	74 ^{c,d}
15	—	DTBP (1.5)	61 ^e

^a Reaction conditions: **1a** (0.5 mmol), **2a** (2 mL), [Cat.] (10% mol) and oxidant (0.75 mmol) were stirred at 140 °C in air for 20 hours. (DTBP = di-*tert*-butyl peroxide, TBPB = *tert*-butylperoxybenzoate, TBHP = *tert*-butyl hydroperoxide (70% in aqueous solution), BPO = benzoyl peroxide.) ^b Isolated yield. ^c Under a nitrogen atmosphere. ^d 120 °C was used. ^e 1 mL of **2a** was used.

indoles and ethers/cycloalkanes remains sporadically studied. Cai showed that di-*tert*-butyl peroxide (DTBP) mediated oxidative coupling of isochroman with indole derivatives.¹¹ Tian and Li reported a KOT-Bu-mediated coupling of indoles and [60]fullerene with high regioselectivity at the C-3 position of indoles.¹² Continuing our research interest on metal-free coupling reactions,¹³ C–H functionalization of heteroarene¹⁴ and CDC reaction of *ortho*-acylaniline synthesis,¹⁵ herein we demonstrate a metal-free protocol for coupling of cyclic ethers or cycloalkanes with the C-3 or C-2 position of indole derivatives using di-*tert*-butyl peroxide (DTBP) as the oxidant (Scheme 1C).

We first started our investigation by using indole **1a** and 1,4-dioxane (**2a**) as the model substrates (Table 1). A screening of oxidants showed that no reaction occurred when commonly used oxidants such as *tert*-butyl hydroperoxide (TBHP), benzoyl peroxide (BPO) and potassium persulfate (K₂S₂O₈) were employed (Table 1, entries 3–5). To our delight, di-*tert*-butyl peroxide (DTBP) and *tert*-butylperoxybenzoate (TBPB) gave the desired product **3a** in 69% and 45% yields, respectively (entries 1 and 2). There were no improvements when CuI, KI, Bu₄NI or Pd(OAc)₂ was added as the catalyst (entries 7–10). Control experiments revealed that the reaction did not proceed without DTBP, which suggested the crucial importance of peroxide in this transformation (entry 6). Increasing the amount of DTBP or lowering the reaction temperature led to the decrease of the product yield (entries 11 vs. 12 vs. 14). The

Table 2 Cross-dehydrogenative-coupling reaction of 1,4-dioxane with various indoles^a


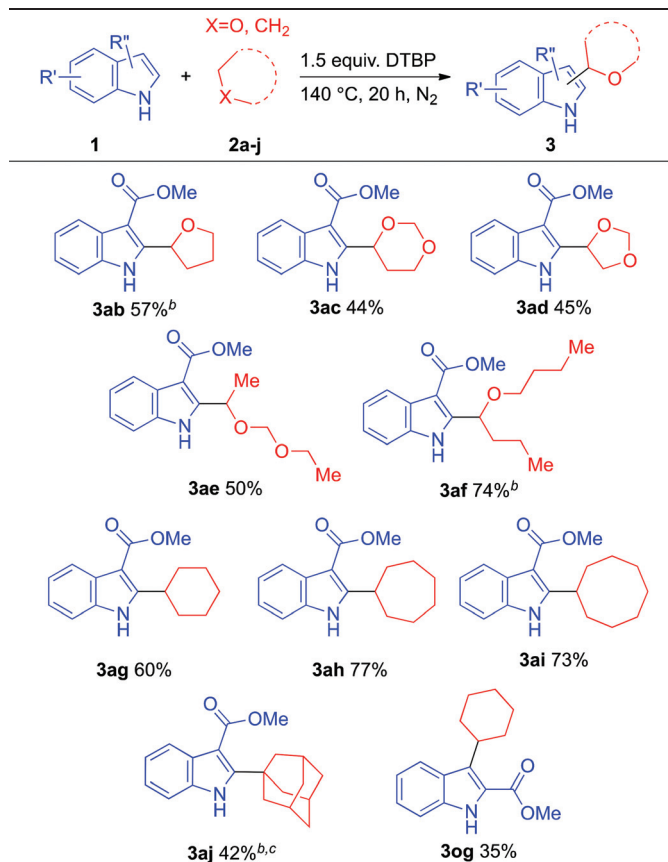
Product	Yield (%)
3aa	78%
3ba	64%
3ca	67%
3da	62%
3ea	66%
3fa	63%
3ga	60%
3ha	60%
3ia	77%
3ja	46%
3ka	50%
3la	40%
3ma	48%
3na	45%

^a Reaction conditions: substituted indoles **1a–1p** (0.5 mmol), 1,4-dioxane (**2a**) (2 mL), and DTBP (0.75 mmol, 1.5 equiv.) were stirred at 140 °C under N₂ for 20 hours. Isolated yields are reported. Reaction times are not optimized for each substrate.

optimal stoichiometry of DTBP employed was 1.5 equivalents with respect to **2a** (entry 1). The best yield was obtained under a nitrogen atmosphere (entry 13).

With the optimized reaction conditions in hand, we next tested the scope of this transformation (Table 2). A series of unprotected N–H indole derivatives coupled well with 1,4-dioxane to give the corresponding products in good yields. When the bulkiness of the ester-substituted group was increased, the yield of the desired product decreased (*e.g.*, product **3aa** vs. product **3da**). To the best of our knowledge, there have been no successful examples of indoles containing ketone and cyano groups in the oxidative C–C coupling with cyclic ethers. Gratifyingly, the reaction protocol displayed a good functional group tolerance, and bromo (*e.g.*, product **3ga**), keto (*e.g.*, product **3ha**, **3ia**), and cyano groups (*e.g.*, product **3ka**) were found compatible under these conditions.

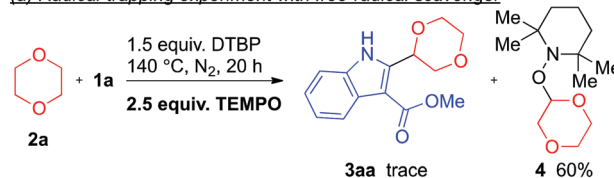
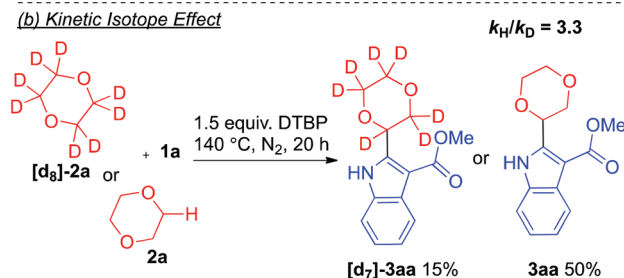


Table 3 Cross-dehydrogenative-coupling reaction of indoles with various ethers and cycloalkanes^a

^a Reaction conditions: substituted indole **1a** or **1o** (0.5 mmol), ether or cycloalkane **2a-j** (2 mL), and DTBP (0.75 mmol, 1.5 equiv.) were stirred at 140 °C under N₂ for 20 hours. Isolated yields are reported. Reaction times are not optimized for each substrate. ^b 2.0 mmol of DTBP was used. ^c 5 equivalents of **1j** were used with 2 mL of xylene as a solvent.

Surprisingly, the aldehyde group remained intact under these reaction conditions with moderate yield (e.g., product **3ja**). *N*-Protected indole derivatives were suitable substrates for this reaction with a lower yield possibly due to the steric effect (e.g., product **3la**). Apart from the C–C bond formation at the C-2 position of indoles, C-3 target products could also be afforded under this protocol (e.g., products **3oa** and **3pa**).

We next turned our attention to extend the substrate scope regarding the ether coupling partner and the results are compiled in Table 3. Apart from 1,4-dioxane, other ethereal entities were tested. Cyclic ethers such as tetrahydrofuran (**2b**), 1,3-dioxane (**2c**), and 1,3-dioxolane (**2d**) coupled smoothly with moderate yields (e.g., products **3ab**, **3ac**, and **3ad**). Acyclic ethers including diethoxymethane (**2e**) and dibutyl ether (**2f**) also underwent the coupling and gave the corresponding coupled products **3ae** and **3af** in 50% and 74% isolated yields, respectively. In order to evaluate the scope of this system, we attempted to use cycloalkanes as the coupling partners instead of cyclic ethers. When cyclohexane was used, the desired coup-

(a) Radical-trapping experiment with free-radical scavenger**(b) Kinetic Isotope Effect****Scheme 2** Control experiments for the CDC reaction of 1,4-dioxane with indole **1a**.

ling product was obtained in 60% yield (e.g., product **3ah**). Cycloheptane and cyclooctane were also feasible coupling partners to yield the desired products (e.g., products **3ah** and **3ai**). It is noteworthy that the bulky adamantane also underwent the target reaction (e.g., product **3aj**).

To verify whether the reaction proceeded through a radical pathway, a radical trapping experiment was conducted. When 2,2,6,6-tetramethylpiperidin-1-oxyl (TEMPO) was added, a drastic suppression of the reaction resulted and only a trace amount of the desired product **3aa** was detected whereas the 1,4-dioxane-TEMPO coupling product was isolated (Scheme 2a). These results suggested that this reaction likely proceeds *via* a free-radical intermediate. Meanwhile, a kinetic isotopic effect (KIE) experiment was also performed for probing the dependence of C–H bond cleavage (Scheme 2b). As is depicted, a significant KIE was observed with $k_H/k_D = 3.3$. This result indicated that the C–H bond cleavage of 1,4-dioxane could be the kinetically-dependent rate-limiting step of this reaction. Based on the reported literature,⁸ it is believed that a *tert*-butoxyl radical was generated by homolytic cleavage through thermal decomposition of di-*tert*-butyl peroxide. Then, the *tert*-butoxyl radical undergoes a hydrogen abstraction of the α -proton adjacent to the oxygen atom of the cyclic ether to afford an ether radical. The radical species further undergoes addition to the indole derivative, followed by SET leading to the oxidative coupling final product.

Conclusions

In summary, we have demonstrated an effective metal-free method for a cross-dehydrogenative-coupling reaction between indole derivatives and ethers/cycloalkanes. The usage of rich feedstock starting materials (e.g. non-prefunctionalized simple cyclic ethers and cycloalkanes), good compatibility of functional groups (e.g. bromo, keto, nitrile, ester, N–H amino and



aldehyde) and particularly without the need of transition metal catalysts underline the advantage of this straightforward protocol. This also shows the first examples of the CDC reaction between indole derivatives and cycloalkanes under metal-free reaction conditions.

Acknowledgements

We thank the Research Grants Council of Hong Kong, Collaborative Research Fund (CRF: C5023-14G), and General Research Fund (GRF: PolyU 153008/14P) for financial support. Grateful to Prof. Albert S. C. Chan's research group (PolyU Hong Kong) for sharing of GC-FID and GC-MS instruments. We especially thank Dr Man-Kin Wong (PolyU Hong Kong) for providing some starting materials and helpful suggestions.

Notes and references

- For selected reviews on oxidative C–H functionalization/cross-dehydrogenative-coupling, see: (a) S. A. Girard, T. Knauber and C.-J. Li, *Angew. Chem., Int. Ed.*, 2014, **53**, 74; (b) C. Liu, D. Liu and A. Lei, *Acc. Chem. Res.*, 2014, **47**, 3459; (c) Z.-J. Shi and B.-J. Li, *Chem. Soc. Rev.*, 2012, **41**, 5588; (d) C. Zhang, C. H. Tang and N. Jiao, *Chem. Soc. Rev.*, 2012, **41**, 3464; (e) C. L. Sun, B. J. Li and Z.-J. Shi, *Chem. Rev.*, 2011, **111**, 1293; (f) W. Shi, C. Liu and A. Lei, *Chem. Soc. Rev.*, 2011, **40**, 2761; (g) C. Liu, H. Zhang, W. Shi and A. Lei, *Chem. Rev.*, 2011, **111**, 1780; (h) C.-J. Li, *Acc. Chem. Res.*, 2009, **42**, 335. For a recent book of cross-dehydrogenative-coupling, see: (i) *RSC Green Chemistry Series, From C-H to C-C Bonds: Cross-Dehydrogenative-Coupling*, ed. C.-J. Li, The Royal Society of Chemistry, 2015.
- For the concept atom economy, see: B. M. Trost, *Science*, 1991, **254**, 1471.
- For recent selected publications/book chapter/review on TM-catalyzed CDC reactions, see: (a) S. Guo, Y. Li, Y. Wang, X. Guo, X. Meng and B. Chen, *Adv. Synth. Catal.*, 2015, **357**, 950; (b) I. Marek and Z. Rappoport, *Chemistry of Organoiron Compounds*, ed. N. Yoshikai, John Wiley & Sons, 2014; (c) Y. Wu, J. Wang, F. Mao and F. Y. Kwong, *Chem. – Asian J.*, 2014, **9**, 26.
- (a) G. W. Gribble, *Topics in Heterocyclic Chemistry*, ed. B. U. W. Maes, Springer, New York, 2010, vol. 26; (b) T. Eicher and S. Hauptmann, *The Chemistry of Heterocycles*, Wiley-VCH, Weinheim, 2nd edn, 2003.
- (a) G. Dyker, D. Hildebrandt, J. H. Liu and K. Merz, *Angew. Chem., Int. Ed.*, 2003, **42**, 4399; (b) E. M. Ferreira and B. M. Stoltz, *J. Am. Chem. Soc.*, 2003, **125**, 9578; (c) S. Cacchi and G. Fabrizi, *Chem. Rev.*, 2005, **105**, 2873; (d) G. R. Humphrey and J. T. Kuethe, *Chem. Rev.*, 2006, **105**, 2875; (e) D. Crich and A. Banerjee, *Acc. Chem. Res.*, 2007, **40**, 151.
- (a) B. Z. Lu, H.-X. Wei, Y. Zhang, W. Zhao, M. Dufour, G. Li, V. Farina and C. H. Senanayake, *J. Org. Chem.*, 2013, **78**, 4558; (b) Y. Wang, L. Ye and L. Zhang, *Chem. Commun.*, 2011, **47**, 7815; (c) A. Zanardi, J. A. Mata and E. Peris, *Chem. – Eur. J.*, 2010, **16**, 13109; (d) N. T. Patil, V. Singh, A. Konala and A. K. Mutyala, *Tetrahedron Lett.*, 2010, **51**, 1493; (e) W. Kong, J. Cui, Y. Yu, G. Chen, C. Fu and S. Ma, *Org. Lett.*, 2009, **11**, 1213; (f) R. Sanz, V. Guilarte and M. P. Catroviello, *Synlett*, 2008, 3006; (g) S.-L. Cui, J. Wang and Y.-G. Wang, *J. Am. Chem. Soc.*, 2008, **130**, 13526; (h) C. Ferrer, C. H. M. Amijs and A. M. Echavarren, *Chem. – Eur. J.*, 2007, **13**, 1358; (i) A. L. Rodriguez, C. Koradin, W. Dohle and P. Knochel, *Angew. Chem., Int. Ed.*, 2000, **39**, 2488; (j) H.-C. Zhang, H. Ye, A. F. Moretto, K. K. Brumfield and B. E. Maryanoff, *Org. Lett.*, 2000, **2**, 89; (k) T. D. Lee, M. V. Pickering and G. D. J. Daves, *J. Org. Chem.*, 1974, **39**, 1106.
- For recent selected publications concerning transition-metal-catalyzed coupling of cyclic ether/cycloalkanes with heterocycles, see: (a) R. Xia, H.-Y. Niu, G.-R. Qu and H.-M. Guo, *Org. Lett.*, 2012, **14**, 5546; (b) P. Ren, I. Salihu, R. Scopelliti and X. Hu, *Org. Lett.*, 2012, **14**, 1748; (c) Z. Wu, C. Pi, X. Cui, J. Bai and Y. Wu, *Adv. Synth. Catal.*, 2013, **355**, 1971; (d) Z. Xie, Y. Cai, H. Hu, C. Lin, J. Jiang, Z. Chen, L. Wang and Y. Pan, *Org. Lett.*, 2013, **15**, 4600; (e) X. Wu, J. W. T. See, K. Xu, H. Hirao, J. Roger, J.-C. Hierse and J. Zhou, *Angew. Chem., Int. Ed.*, 2014, **53**, 13573; (f) A. Correa, B. Fiser and E. Gómez-Bengoa, *Chem. Commun.*, 2015, **51**, 13365; (g) X. Wu, C. Lei, G. Yue and J. Zhou, *Angew. Chem., Int. Ed.*, 2015, **54**, 9601; (h) C. Wang, X. Mi, Q. Li, Y. Li, M. Huang, J. Zhang, Y. Wu and Y. Wu, *Tetrahedron*, 2015, 6689; (i) B. Niu, W. Zhao, Y. Ding, Z. Bian, C. U. Pittman Jr., A. Zhou and H. Ge, *J. Org. Chem.*, 2015, **80**, 7251; (j) S. Rajamanickam, G. Majji, S. K. Santra and B. K. Patel, *Org. Lett.*, 2015, **17**, 5586; (k) E. Kianmehr, N. Faghih, S. Karaji, Y. A. Lomedasht and K. M. Khan, *J. Organomet. Chem.*, 2016, 10.
- (a) Z. Li and C.-J. Li, *J. Am. Chem. Soc.*, 2005, **127**, 6968; (b) X. Guo, S. Pan, J. Liu and Z. Li, *J. Org. Chem.*, 2009, **74**, 8848; (c) M. Ghobrial, M. Schnürch and M. D. Mihovilovic, *J. Org. Chem.*, 2011, **76**, 8781.
- L.-K. Jin, L. Wan, J. Feng and C. Cai, *Org. Lett.*, 2015, **17**, 4726.
- (a) G. J. Deng, K. Ueda, S. Yanagisawa, K. Itami and C.-J. Li, *Chem. – Eur. J.*, 2009, **15**, 333; (b) T. He, L. Yu, L. Zhang, L. Wang and M. Wang, *Org. Lett.*, 2011, **13**, 5016; (c) X. Li, H.-Y. Wang and Z.-J. Shi, *New J. Chem.*, 2013, **37**, 1704; (d) J. Zhao, H. Fang, J. Han, Y. Pan and G. Li, *Adv. Synth. Catal.*, 2014, **356**, 2719; (e) S. K. Rout, S. Guin, W. Ali, A. Gogoi and B. K. Patel, *Org. Lett.*, 2014, **16**, 3086; (f) G. Majji, S. Guin, S. K. Rout, A. Behera and B. K. Patel, *Chem. Commun.*, 2014, **50**, 12193; (g) A. Banerjee, S. K. Santra, N. Khatun, W. Ali and B. K. Patel, *Chem. Commun.*, 2015, **51**, 15422; (h) J. Zhao, H. Fang, R. Song, J. Zhou, J. Han and Y. Pan, *Chem. Commun.*, 2015, **51**, 599; (i) L. Fang, L. Chen, J. Yu and L. Wang, *Eur. J. Org. Chem.*, 2015, 1910; (j) W. Sun, Z. Xie, J. Liu and L. Wang, *Org. Biomol. Chem.*, 2015, **13**, 4596; (k) S. Ambala, T. Thatikonda, S. Sharma, G. Munagala, K. R. Yempalla,



- R. A. Vishwakarma and P. P. Singh, *Org. Biomol. Chem.*, 2015, **13**, 11341.
- 11 L. Jin, J. Feng, G. Lu and C. Cai, *Adv. Synth. Catal.*, 2015, **357**, 2105.
- 12 F. Li, I. E. H. Elhussin, S. Li, H. Zhou, J. Wu and Y. Tian, *J. Org. Chem.*, 2015, **80**, 10605.
- 13 (a) W. Liu, H. Cao, H. Zhang, K. H. Chung, C. He, H. Wang, F. Y. Kwong and A. Lei, *J. Am. Chem. Soc.*, 2010, **132**, 16737; (b) Y. Wu, S. M. Wong, F. Mao, T. L. Chan and F. Y. Kwong, *Org. Lett.*, 2012, **14**, 5306; (c) T. L. Chan, Y. Wu, P. Y. Choy and F. Y. Kwong, *Chem. – Eur. J.*, 2013, **19**, 15802; (d) Y. Wu, P. Y. Choy and F. Y. Kwong, *Org. Biomol. Chem.*, 2014, **12**, 6820.
- 14 (a) C. M. So, C. P. Lau and F. Y. Kwong, *Chem. – Eur. J.*, 2011, **17**, 761; (b) P. Y. Choy, C. P. Lau and F. Y. Kwong, *J. Org. Chem.*, 2011, **76**, 80; (c) O. Y. Yuen, P. Y. Choy, W. K. Chow, W. T. Wong and F. Y. Kwong, *J. Org. Chem.*, 2013, **78**, 3374; (d) P. Y. Choy, K. C. Luk, Y. Wu, C. M. So, L.-L. Wang and F. Y. Kwong, *J. Org. Chem.*, 2015, **80**, 1457; (e) Q. Yang, P. Y. Choy, W. C. Fu, B. Fan and F. Y. Kwong, *J. Org. Chem.*, 2015, **80**, 11193.
- 15 (a) Y. Wu, B. Li, F. Mao, X. Li and F. Y. Kwong, *Org. Lett.*, 2011, **13**, 3258; (b) Y. Wu, P. Y. Choy, F. Mao and F. Y. Kwong, *Chem. Commun.*, 2013, **49**, 689; (c) Y. Wu, L.-J. Feng, X. Lu, F. Y. Kwong and H.-B. Luo, *Chem. Commun.*, 2014, **50**, 15352; (d) See ref. 3c.

