

## REVIEW

View Article Online  
View Journal | View IssueCite this: *Inorg. Chem. Front.*, 2024,  
11, 50

# Towards scalability: progress in metal oxide charge transport layers for large-area perovskite solar cells

Seongmin Choi,† Taeyeong Yong† and Jongmin Choi \*

Metal oxides are emerging as prominent materials for the charge transport layer (CTL) because of their low fabrication cost, solution processability, robust material stability, and flexibility in material modification. In the construction of perovskite solar cells (PSCs), the CTL plays a pivotal role by facilitating the extraction of charge carriers photogenerated from the perovskite layer. For large-area PSCs, there is a need for scalable fabrication to achieve uniform and optimized CTLs. While PSCs have already demonstrated power conversion efficiencies (PCE) exceeding 26% at a laboratory scale, scaling up their production remains a significant challenge, thus impeding their commercial viability. To date, several researchers have made strides in developing scalable PSCs using both solution processes and vacuum deposition techniques. However, there is a pressing need for more intensive research and development. The primary goal is to fabricate CTLs that are not only efficient but also well-defined, uniform, homogeneous, and minimally defective over large areas. Therefore, in this review, we discuss the most promising metal oxide CTLs for large-area PSCs, emphasizing SnO<sub>2</sub>, TiO<sub>2</sub>, and NiO<sub>x</sub>, and highlight their material processing methods. Additionally, we explore emerging strategies such as bilayer techniques, interfacial modification, and additive engineering, which aim to address and mitigate the macro/micro defects that invariably arise during the up-scaling process.

Received 31st August 2023,  
Accepted 8th November 2023

DOI: 10.1039/d3qi01757e

rsc.li/frontiers-inorganic

## 1. Introduction

Perovskite solar cells (PSCs) have achieved power conversion efficiencies (PCE) exceeding 26% on a laboratory scale.<sup>1,2</sup> Beyond their high efficiency, PSCs are gaining attention as

next-generation solar cells due to their cost-effective solution-processing methods and the potential for fabricating flexible devices.<sup>3</sup> However, the commercialization of PSCs faces several challenges, including thermal,<sup>4</sup> moisture,<sup>5</sup> and light-induced instabilities,<sup>6,7</sup> coupled with difficulties in the up-scaling process. There is an ongoing need to establish a reliable and scalable device fabrication process.

In general, PSCs are characterized by two primary device structures, commonly referred to as n-i-p and p-i-n. The n-i-

*Department of Energy Science and Engineering, Daegu Gyeongbuk Institute of Science and Technology, Daegu, Korea. E-mail: whdals1062@dgist.ac.kr*

†These authors contributed equally to this work.



Seongmin Choi

*Seongmin Choi is an integrated MS & Ph.D. student under the supervision of Prof. Jongmin Choi at the Department of Energy Science and Engineering, Daegu Gyeongbuk Institute of Science and Technology, DGIST. His research interests include the fabrication and characterization of efficient and stable perovskite solar cells.*



Taeyeong Yong

*Taeyeong Yong is an MS student under the supervision of Prof. Jongmin Choi at the Department of Energy Science and Engineering, Daegu Gyeongbuk Institute of Science and Technology, DGIST. His research interests include the fabrication and characterization of efficient and stable perovskite solar cells.*

p structure is typically constructed in the following sequence: transparent conductive oxide (TCO), electron transport layer (ETL), light absorber layer (perovskite layer), hole transport layer (HTL), and then the electrode. In contrast, the p-i-n structure is assembled in a reverse order, starting with the TCO, followed by the HTL, light absorber layer, ETL, and electrode. As highlighted by the n-i-p and p-i-n configurations, charge transport layers (CTLs, which include both ETL and HTL) are indispensable components, and these layers play a key role in the operation of PSCs. CTLs facilitate the extraction of photogenerated charge carriers from the perovskite layer,<sup>8,9</sup> a process that aids in mitigating  $V_{OC}$  and fill factor (FF) losses. Furthermore, when a CTL is deposited onto a perovskite film, it acts as a barrier against moisture and oxygen, thereby enhancing device stability. In efforts to protect perovskite films, metal oxides, notably  $NiO_x$ , are often utilized to mitigate potential damage arising from deposition methods, especially the sputtering process for TCO.<sup>10</sup> Therefore, the precise fabrication of CTLs is crucial for enhancing both the performance and stability of PSCs.

A variety of materials, including organic compounds, polymers, and metal oxides, have been explored as CTLs. Among these, metal oxides are emerging as especially promising candidates. Their suitability largely stems from their advantageous optoelectrical properties: robust material stability, transparency, a favorable band alignment with the perovskite for adept charge extraction, material modification flexibility, low fabrication cost, and solution processability. Owing to their compelling attributes, intensive research efforts have been dedicated towards developing high-quality metal oxide-based CTLs, emphasizing aspects such as morphology control, fabrication process refinement, and property optimization.

For ETL, n-type metal oxides including  $Nb_2O_5$ ,  $In_2O_3$ ,  $WO_x$ ,  $ZnO$ ,  $TiO_2$ , and  $SnO_2$  have been extensively studied.<sup>11-17</sup> Among these, in earlier studies,  $ZnO$  was often chosen due to its physical attributes that closely resemble those of  $TiO_2$ , yet

with the added advantage of superior electron mobility. Furthermore,  $ZnO$  has potential in flexible PSCs,<sup>18</sup> given its annealing temperature is below the deformation temperatures of many flexible substrates. However, challenges arise as the  $ZnO$  surface, being more basic than the perovskite, tends to extract  $H^+$  from organic cations in the perovskite, leading to its decomposition.<sup>19</sup> Moreover, the hydroxyl groups of the  $ZnO$  surface break the ionic interactions of the perovskite, subsequently leading to its degradation.<sup>17</sup> Due to these significant drawbacks, the application of  $ZnO$  in PSCs has seen a decline in recent times. Regarding  $TiO_2$ , since its introduction in the initial reports on PSCs, it has consistently been a preferred choice for ETL, having achieved an impressive certified PCE of 25.2%.<sup>20</sup> However, challenges associated with  $TiO_2$  include its tendency for the photocatalytic decomposition of the perovskite under UV light and its requirement for sintering temperatures above 500 °C.<sup>21</sup> Recently,  $SnO_2$  has emerged as a promising alternative ETL, attributed to its advantageous properties such as a lower annealing temperature, high carrier mobility, and a band alignment that pairs well with the perovskite.<sup>22</sup> Notably, PSCs utilizing  $SnO_2$  have attained a record-breaking certified PCE of 25.7%.<sup>1</sup> N-type organic ETLs, such as fluorene ( $C_{60}$ ) and phenyl- $C_{61}$ -butyric acid methyl ester (PCBM), have been predominantly utilized in the p-i-n structure due to their high electron mobility and the advantage of low-temperature fabrication. Nevertheless, few studies have explored the use of  $C_{60}$  and PCBM as bottom CTLs in n-i-p configurations, and these efforts have often resulted in lower efficiencies compared with devices based on metal oxides. In contrast, organic HTLs, including self-assembly monolayers (SAM), small molecules, and polymers including Spiro-OMeTAD and PTAA, which exhibit moderate hole conductivity, have been investigated. These materials are advantageous because of their straightforward application methods, such as immersion coating, spin-coating, and drip-casting. However, their instability under light and heat remains a crucial issue that needs to be addressed. For HTL based on oxides applications, p-type metal oxides such as  $CuO$  and  $NiO_x$  have been explored. Notably,  $NiO_x$  has been extensively used owing to its appropriate band alignment for hole extraction, its deep valence band that contributes to a high open-circuit voltage ( $V_{OC}$ ), and its wide bandgap (ranging from 3.4 to 4.0 eV) which ensures high transparency. Due to the inherently insulating properties of stoichiometric  $NiO$ , significant research has been invested in its modification to achieve higher conductivity. As a result, PSCs that employ modified  $NiO_x$  have achieved state-of-the-art performances, with PCEs surpassing 24%.<sup>23,24</sup>

As abovementioned, much of the research to date has focused on enhancing the properties of metal oxides and optimizing their structures, and numerous reviews have extensively discussed and provided the advancements in this area. Recently, as interest in large-area perovskite fabrication has expanded, efforts to produce large-scale charge transport layers have significantly intensified. However, the preparation of large-area CTLs presents several challenges. For solution-processed CTLs, issues such as poor wetting properties



**Jongmin Choi**

*Jongmin Choi is an Associate Professor in the Department of Energy Science and Engineering at DGIST, Daegu, Korea. He received his B.S and Ph.D. degree from the department of Chemical Engineering at POSTECH in 2010 and 2016, respectively, under the supervision of Prof. Taiho Park. After that, he carried out his postdoctoral research in the group of Edward H. Sargent at the University of Toronto, Canada,*

*from 2016 to 2018. His current research interest is the development of next generation energy materials for optoelectronic devices.*

between the substrates and the precursor solution, inhomogeneous evaporation rates over expansive areas, and sintering effects during heat treatment need to be addressed. Conversely, the vacuum process faces hindrances due to its high cost and energy consumption, both of which pose significant challenges for commercialization. Therefore, there is a pressing need for comprehensive review articles that address advancements and challenges in this domain. However, related literature on the topic remains sparse. In this work, as shown in Fig. 1, we aim to provide a concise overview focused on metal oxide CTLs for large-area PSCs, highlighting recent progress in deposition methods, modification strategies, and their adaptability to large-area device applications.

## 2. Recent progress in deposition methods

### 2.1. Solution processed method

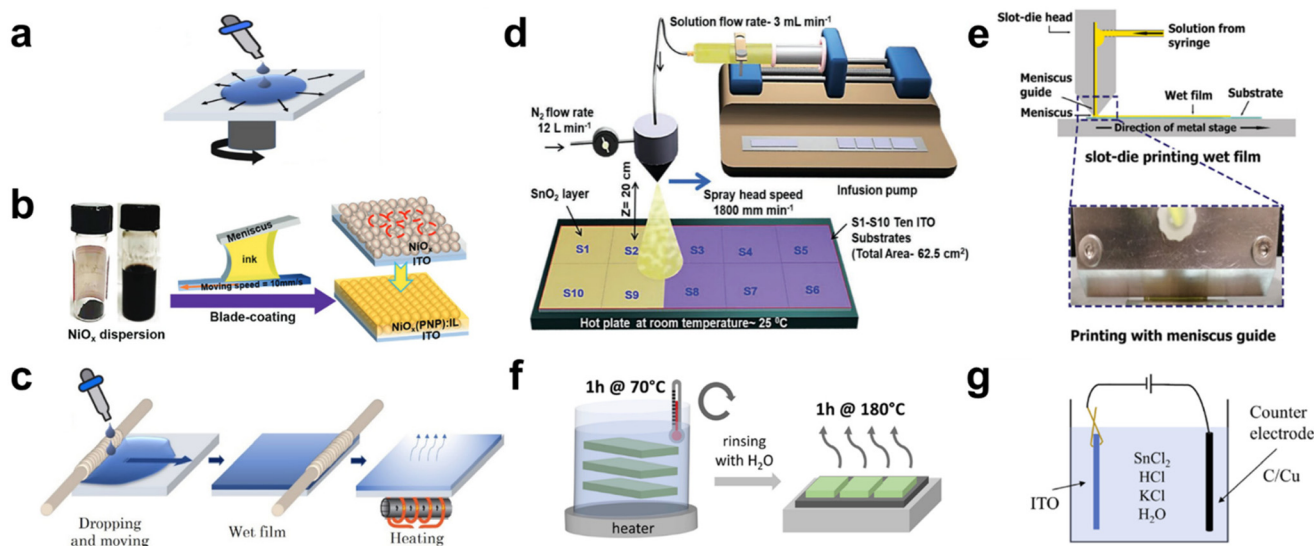
Solution processing offers a cost-effective, low-energy-consuming, and straightforward approach to deposit metal oxides for CTLs compared with other techniques such as sputtering,<sup>25–27</sup> electron beam evaporation,<sup>28</sup> atomic layer deposition (ALD),<sup>29,30</sup> and pulsed laser deposition.<sup>31,32</sup> Considering these advantages, numerous researchers have attempted to develop efficient solution-processed methods tailored for large-area CTL applications. Various solution-based deposition methods have been employed (Fig. 2), including spin coating, bar coating, spray coating, and chemical bath deposition (CBD). These solution processes can be broadly categorized into two approaches. The first involves coating a metal oxide thin film by spreading a solution containing either nanoparticles (NPs) or dissolved precursors, followed by drying and annealing. The second approach involves growing metal oxides in a chemical bath consisting of multiple reactants and precursors, requiring supplementary energy inputs, such as thermal or electrical energy. Among the methods, spin coating is the most frequently used for CTL fabrication due to its simplicity, especially for small-area cell production. However, its suitability for large-area CTL applications is often challenged,

mainly due to the non-uniform film thickness resulting from centrifugal forces, potentially hindering optimal charge transport. Furthermore, spin coating approaches can lead to various morphological defects, including pinholes, partial voids, and inconsistent thickness.<sup>33</sup> These defects can often be attributed to variations in the surface energy and the intrinsic roughness of TCOs, including fluorine-doped tin oxide (FTO) and indium tin oxide (ITO). Despite these limitations, spin-coated TiO<sub>2</sub>-based perovskite mini-modules (n-i-p devices) achieved a world-record certified PCE of 22.87% in 2022 using single crystalline TiO<sub>2</sub> and remain in frequent use.<sup>34</sup> In the following parts, we reviewed various solution process for up-scaling and strategies for large-area spin coating. In the sections that follow, we explore a range of solution processes geared towards up-scaling, along with strategies specifically designed for large-area spin coating.

**2.1.1. Solution processed ETL.** To address the issues associated with spin coating for large-area ETL, Mandati *et al.* introduced bar coating for c-TiO<sub>2</sub> and mp-TiO<sub>2</sub>, subsequently comparing their optical properties and photovoltaic performances with those of spin-coated TiO<sub>2</sub>.<sup>35</sup> It is worth noting that c-TiO<sub>2</sub> is commonly deposited *via* spray pyrolysis using a precursor solution that dissolves titanium diisopropoxide bis(acetylacetonate) in an alcohol solvent. Conversely, mp-TiO<sub>2</sub> NPs are primarily synthesized through hydrothermal methods and applied using spin coating. Bar coating involves rolling a bar to spread the solution uniformly across the surface of the substrate. This method is straightforward, cost-effective, and scalable. For analysis, substrates sized 50 mm × 50 mm were divided into 9 sections, differentiating between the central and corner positions. Both bar-coated and spin-coated mp-TiO<sub>2</sub> displayed almost similar porous morphologies and particle sizes. However, in the 2D mapping of solar weighted average transmittance values, the bar-coated mp-TiO<sub>2</sub> exhibited a uniform transmission distribution, whereas the spin-coated samples displayed non-uniformity, particularly near the corners (Fig. 3a). Photoluminescence (PL) analyses also exhibi-



Fig. 1 Schematic PSC structure and illustration of requirements toward large-area CTL.



**Fig. 2** Illustrations of scalable solution process for metal oxide CTL. (a) Image for spin coating. Reproduced with permission.<sup>35</sup> Copyright 2022, Elsevier. (b) Image for blade coating. Reproduced with permission.<sup>53</sup> Copyright 2021, Wiley-VCH. (c) Image for bar coating. Reproduced with permission.<sup>35</sup> Copyright 2022, Elsevier. (d) Image for spray coating. Reproduced with permission.<sup>37</sup> Copyright 2022, Wiley-VCH. (e) Image for slot-die coating. Reproduced with permission.<sup>54</sup> Copyright 2022, Wiley-VCH. (f) Image for chemical bath deposition (CBD). Reproduced with permission.<sup>44</sup> Copyright 2022, American Chemical Society. (g) Image for electron chemical deposition (ECD). Reproduced with permission.<sup>46</sup> Copyright 2023, Royal Society of Chemistry.



**Fig. 3** (a) 2D spatial mapping of solar weighted transmittance values ( $T_{sw}$ ) and PSC performance homogeneity of spin-coated and bar-coated mp-TiO<sub>2</sub>. Reproduced with permission.<sup>35</sup> Copyright 2022, Elsevier. (b) Photograph of SnO<sub>2</sub>-TiO<sub>2</sub> hybrid solution, schematic energy level diagram of ETLs, and  $J$ - $V$  curve of flexible 7 × 7 cm<sup>2</sup> mini-modules with its photograph. Reproduced with permission.<sup>36</sup> Copyright 2022, American Chemical Society. (c) Atomic force microscope (AFM) images and schematic energy level diagram of spin-coated and spray-coated SnO<sub>2</sub>, respectively. Reproduced with permission.<sup>37</sup> Copyright 2021, Wiley-VCH. (d) Illustration of CBD deposition (left) and  $J$ - $V$  curves of the optimized mini-modules (right). Reproduced with permission.<sup>44</sup> Copyright 2022, American Chemical Society. (e) Illustration of the electrochemical regulation method (left) and  $J$ - $V$  curves of thermal annealed and electrochemically regulated SnO<sub>2</sub>-based mini-modules (right). Reproduced with permission.<sup>45</sup> Copyright 2022, American Chemical Society. (f) Schematic energy level and Sn<sup>4+</sup> proportion of SnO<sub>2</sub> ETLs prepared in different pH. (The Sn<sup>4+</sup> proportion was calculated based on the XPS results.) Reproduced with permission.<sup>46</sup> Copyright 2023, Royal Society of Chemistry.

ted greater spatial homogeneity in the bar-coated mp-TiO<sub>2</sub> relative to their spin-coated counterparts, regardless of their position on the substrate. When evaluating the performance homogeneity of PSCs, devices with spin-coated mp-TiO<sub>2</sub> showed a gradual decline in efficiency towards the corners, whereas those with bar-coated mp-TiO<sub>2</sub> maintained relatively consistent efficiency across the substrate. In summary, the comparison highlighted the non-uniform optical properties and photovoltaic efficiency of spin-coated samples, contrasting with the more consistent performance of bar-coated samples for large-area CTLs.

In a recent study on large-area ETLs implemented through spin coating, it was revealed that the SnO<sub>2</sub>-TiO<sub>2</sub> hybrid ETL facilitates the development of efficient, flexible perovskite mini-modules using this coating technique.<sup>36</sup> This hybrid ETL was synthesized by incorporating a TiO<sub>2</sub> nanosol, which acts as an inorganic binder, into a SnO<sub>2</sub> colloidal solution. Notably, the TiO<sub>2</sub> nanosol comprises stably dispersed crystalline TiO<sub>2</sub> NPs with dimensions smaller than 10 nm. An optimal balance was found when 5 wt% of TiO<sub>2</sub> was added to a 3 wt% SnO<sub>2</sub> colloidal solution, resulting in a peak efficiency of 21.88% in small cells. UPS findings indicated that an elevation in the energy level of the SnO<sub>2</sub>-TiO<sub>2</sub> hybrid ETL led to an advantageous energy level alignment, thus driving a higher V<sub>OC</sub> value (Fig. 3b). Consequently, while the mini-module employing solely the SnO<sub>2</sub> ETL displayed markedly low V<sub>OC</sub> and FF values, the mini-module based on the SnO<sub>2</sub>-TiO<sub>2</sub> hybrid ETL achieved a PCE of 16.62% over an active area of 15 cm<sup>2</sup>. The pronounced efficiency variation across large areas between the SnO<sub>2</sub> and SnO<sub>2</sub>-TiO<sub>2</sub> ETLs indicates that the hybrid ETL offers a more consistent layer compared with the SnO<sub>2</sub> ETL. This consistency is likely attributed to the effective role of the TiO<sub>2</sub> nanosol as an inorganic binder. Additionally, in a bending resistance test with a bending radius of 5 mm, while SnO<sub>2</sub>-based f-PSCs showed ~90% of the initial PCE after only 200 bending cycles, TiO<sub>2</sub>-SnO<sub>2</sub>-based f-PSCs maintained ~90% of the initial PCE after 500 bending cycles.

Ding *et al.* reported a study on single-crystalline TiO<sub>2</sub> (SC-TiO<sub>2</sub>) rhombus-like NPs with exposed (001) facets.<sup>34</sup> These were synthesized through a one-step solvothermal method and employed as a large-area ETL. Impressively, the study reported a high certified efficiency of 22.72% over an active area of 24.63 cm<sup>2</sup>. The authors suggested that SC-TiO<sub>2</sub> possesses superior conductivity and crystallinity, reduces interfacial charge recombination, and mitigates interfacial charge accumulation compared with commercial mp-TiO<sub>2</sub>. Furthermore, SC-TiO<sub>2</sub> exhibited a decreased trap density and heightened electron mobility relative to mp-TiO<sub>2</sub>. Based on these advantages, devices utilizing SC-TiO<sub>2</sub> achieved an enhanced fill factor exceeding 84%, ensuring efficient performance in both small-sized cells and mini-modules. Furthermore, they sustained roughly 90% of their initial efficiency over a span of 1400 hours. Consequently, TiO<sub>2</sub> NPs with high crystallinity enable the fabrication of efficient and stable perovskite mini-modules, even when employing spin coating.

Spray coating offers another avenue for enhancing the scalability of CTL. Kumar *et al.* reported on the potential of room-temperature spray deposition for the fabrication of large-area SnO<sub>2</sub> ETL-based PSCs.<sup>37</sup> They successfully demonstrated that a SnO<sub>2</sub> film measuring 62.5 cm<sup>2</sup> could be deposited using a rapid, multi-pass spray deposition technique at room temperature. The morphological, surface analytical, electrical, and device properties of SnO<sub>2</sub> were compared between the spin-coated and spray-coated methods, using commercial colloidal SnO<sub>2</sub> dispersions. The spray-coated SnO<sub>2</sub> exhibited a granular structure, indicative of a mesoporous morphology (Fig. 3c). This structure is advantageous for interfacial charge transfer, enhancing the contact area between the ETL and the perovskite.<sup>38</sup> Notably, such a granular structure was absent in the spin-coated SnO<sub>2</sub>. From the XPS analysis, the spray-coated SnO<sub>2</sub> film exhibited fewer oxygen defects, reduced C-C containing compounds, and a higher concentration of K ions compared with the spin-coated SnO<sub>2</sub> film. The presence of K ions can reduce the defect density at the interface due to their passivation effect, promoting efficient interfacial charge transfer. To assess the performance of scaled-up SnO<sub>2</sub> films in PSCs, substrates measuring 2.5 × 2.5 cm<sup>2</sup> were sectioned into 10 pieces following the deposition of SnO<sub>2</sub> on 62.5 cm<sup>2</sup> ITO substrates. The highest efficiency for devices with spin-coated SnO<sub>2</sub> was 16.01% over an active area of 1.0 cm<sup>2</sup>, whereas devices with spray-coated SnO<sub>2</sub> achieved an efficiency of 18.90%. Furthermore, the spray-coated SnO<sub>2</sub> devices across all 10 sections demonstrated remarkably consistent efficiencies, ranging narrowly between 19.11% and 20.08% in the active area of 0.096 cm<sup>2</sup>. This study indicates that the spray-coating method not only produces high-quality SnO<sub>2</sub> with improved charge extraction and reduced recombination at the ETL/perovskite interface, yielding a lower trap density compared with spin-coated SnO<sub>2</sub>, but also offers advantages in scalability.

Taheri *et al.* reported the performance of SnO<sub>2</sub>-based perovskite solar modules, which were fabricated on flexible substrates utilizing the spray-coating method.<sup>39</sup> Using water-based SnO<sub>2</sub>-NP dispersions in the spray coating method, they successfully deposited uniform and compact SnO<sub>2</sub> films over a 120 cm<sup>2</sup> area on flexible plastic substrates. These modules yielded power conversion efficiencies (PCE) of 12.0% and 11.7% for active areas of 16.8 cm<sup>2</sup> and 21.8 cm<sup>2</sup>, respectively.

Zhang *et al.* explored the potential of a SnO<sub>2</sub>/SnO<sub>x</sub> bilayer ETL for large-area perovskite modules, employing ultrasonic spray coating at a low temperature (≤100 °C).<sup>40</sup> For a well-defined large-area SnO<sub>2</sub> layer using the spray coating method, they fine-tuned parameters such as substrate temperature, precursor flow rate, and co-solvent volume ratio. They further prepared a SnO<sub>2</sub>/SnO<sub>x</sub> bilayer by spraying a sol-gel of SnCl<sub>2</sub> onto SnO<sub>2</sub> to fill the voids and gaps in the SnO<sub>2</sub> NP film. Notably, the residual chloride in the spray-coated sol-gel SnCl<sub>2</sub> enhanced the Cl passivation effect, leading to improvements in both V<sub>OC</sub> and J<sub>SC</sub>. While this work did not specify the efficiency of the solar module, the high V<sub>OC</sub> of 6.1 V in modules with a 2.1 cm<sup>2</sup> aperture area indicates that the SnO<sub>2</sub>/SnO<sub>x</sub> ETL exhibited good uniformity and homogeneity.

In the deposition methods employing colloidal solutions as described above, achieving a uniformly thick layer across large-area substrates is challenging due to the “coffee-ring effect”.<sup>41</sup> This effect arises from varying solvent evaporation rates throughout the droplets,<sup>42</sup> leading to capillary outflow. Optimizing coating conditions and refining solvent engineering to mitigate the unwanted coffee-ring effect requires significant effort. However, by directly growing a film on the substrate instead of using a colloidal solution, a more uniform film can be achieved, circumventing the challenges associated with the coffee-ring effect.

Recently, PSCs utilizing CBD SnO<sub>2</sub> have achieved a remarkable certified power conversion efficiency of 25.2% in a small area, utilizing a straightforward method that incorporates urea, tin(II) chloride dihydrate, and acidic materials.<sup>43</sup> Subsequently, the CBD method has emerged as a promising approach for depositing SnO<sub>2</sub>, not only for highly efficient PSCs but also for achieving uniform films over large areas.

Zimmermann *et al.* attempted the fabrication of perovskite mini-modules using CBD SnO<sub>2</sub> as the ETL. CBD SnO<sub>2</sub> samples were prepared with 1, 2, and 3 cycles for 1 hour at 70 °C.<sup>44</sup> This was due to the finding that a single cycle of the CBD reaction did not reliably yield an efficient ETL, primarily due to incomplete coverage of the FTO surface. The optimal reaction was achieved in 2 cycles, resulting in an efficiency of 19.2% in small cells. For uniform mini-module fabrication, the perovskite and HTL layers were prepared using slot-die coating. The PCEs of the mini-modules reached 16.0% and 17.0% for aperture areas of 6.0 × 2.0 cm<sup>2</sup> and 16.0 × 2.5 cm<sup>2</sup>, respectively (Fig. 3d).

Interestingly, Bai *et al.* developed an innovative and efficient annealing-free strategy for SnO<sub>2</sub> through simple electrochemical regulation.<sup>45</sup> This method achieved an impressive mini-module PCE of 21.3% over an active area of 10 cm<sup>2</sup> (Fig. 3e). The as-deposited CBD SnO<sub>2</sub> was subjected to both thermal annealing and electrochemical regulation, termed TA-SnO<sub>2</sub> and ER-SnO<sub>2</sub>, respectively. For TA-SnO<sub>2</sub>, the PCE decreased above 200 °C even though the conductivity increased with rising temperatures. The conduction band minimum ( $E_{\text{CBM}}$ ) of TA-SnO<sub>2</sub>, which shifted from -4.23 to -4.69 eV, did not align well with that of the perovskite. This indicates that the conductivity enhancement from heat treatment could not compensate for the energy loss due to obstructed electron transport. In contrast, through electrochemical regulation at room temperature, the  $E_{\text{CBM}}$  of the ER-SnO<sub>2</sub> can be modulated, leading to an enhanced band alignment in PSCs and subsequently improved the carrier extraction. Moreover, ER-SnO<sub>2</sub> exhibited a higher carrier concentration and increased conductivity, attributed to the K ion doping effect during electrochemical regulation. Time-resolved photoluminescence (TRPL) results revealed that electrochemical regulation facilitates electron extraction at the perovskite/ETL interface and reduces radiative recombination. Consequently, all photovoltaic parameters of the mini-module with ER-SnO<sub>2</sub> surpassed those of TA-SnO<sub>2</sub>-based devices, suggesting that electrochemical regulation holds promise for efficient large-area PSCs.

Beyond the CBD method, Sun *et al.* were the first to report on the electrochemical deposition (ECD) of polycrystalline SnO<sub>2</sub> at room temperature for large-area perovskite solar cells.<sup>46</sup> By controlling the pH of the electrolyte, this method allowed for the modification of the SnO<sub>2</sub> work function, facilitating a better energy alignment with the perovskite layer. At the optimal pH value of 1, the device surpassed the performance of those made with commercial colloidal dispersion SnO<sub>2</sub>, achieving a PCE of 19.21% in the active area of 0.99 cm<sup>2</sup>. Regulating the presence of oxygen vacancies in SnO<sub>2</sub> is crucial as it influences the electron carrier concentration.<sup>47</sup> The proportion of Sn<sup>4+</sup> increased with decreasing pH, suggesting that the ECD method could fine-tune the ratio of oxygen vacancies on the SnO<sub>2</sub> surface *via* electrolyte pH control (Fig. 3f). Lower pH values led to greater work function values due to the diminished oxygen vacancies, culminating in a superior energy level alignment. While ECD SnO<sub>2</sub>-based mini-modules were not produced, smaller devices, created from 1.5 × 1.5 cm<sup>2</sup> sections cut from a 10 × 10 cm<sup>2</sup> SnO<sub>2</sub> substrate, demonstrated consistent PCEs.

**2.1.2. Solution processed HTL.** Among various p-type metal oxides, NiO<sub>x</sub> is commonly selected for solution processed HTL. Similar to solution processed ETLs, one of the primary benefits of solution processed NiO<sub>x</sub> is its ability to be realized without the need for costly setups like vacuum or laser deposition. This solution processed approach is not only cost-effective but also simplifies the study of NiO<sub>x</sub>. The predominant strategies to date aim to boost electrical conductivity and adjust band alignment, ensuring efficient carrier extraction between the perovskite and NiO<sub>x</sub> in small-scale cells.<sup>48–51</sup> Among various solution processes, including spin coating, inkjet printing, slot die coating, blade coating, and spray coating, the spin-coating method has demonstrated effectiveness for fabricating PSCs in small-aperture areas with remarkable efficiency. However, the spin-coating-based NiO<sub>x</sub> fabrication remains largely at the laboratory scale. For large-scale HTL fabrication, spray-coating, blade coating, and slot-die coating methods are considered as suitable candidates.

Chou *et al.* investigated a spray-coating technique for the large-scale deposition of NiO<sub>x</sub>.<sup>52</sup> They introduced a scalable ultrasonic spray-coating technique and examined the optical and chemical alterations in the spray-coated NiO<sub>x</sub> following various post-annealing durations. In general, after NiO<sub>x</sub> deposition, a post-annealing process at elevated temperatures (ranging from 300 to 600 °C) is employed to eliminate organic components and enhance NiO<sub>x</sub> crystallinity. In this perspective, they presented a method that facilitates rapid, low-temperature annealing, resulting in a transparent and compact crystalline NiO<sub>x</sub> layer. As a result, under optimal annealing conditions, the mini-modules achieved a PCE of 6.18% with an aperture area of 10.4 cm<sup>2</sup>.

Moreover, Zhang *et al.* attempted to use the polymer network micro-precipitation method to address the agglomeration phenomenon observed in NiO<sub>x</sub> NPs (Fig. 4a).<sup>53</sup> Through this method, they achieved enhanced uniformity in NiO<sub>x</sub> films characterized by monodispersed and crystalline NPs, enabling



**Fig. 4** (a) Schematic figure of the polymer network micro-precipitation method and introduction of a surfactant IL. Reproduced with permission.<sup>53</sup> Copyright 2021, Wiley-VCH. (b) Perovskite deposition method via slot-die coating with vacuum fast-assisted solution processing (VASP). Reproduced with permission.<sup>54</sup> Copyright 2021, Wiley-VCH. (c) Schematic illustration of well-dispersed Ni(OH)<sub>2</sub> nanoparticles prepared by emulsion and chemical precipitation processes. Reproduced with permission.<sup>55</sup> Copyright 2021, Elsevier. (d) Calculated crystal structure, charge density, partial density of states (DOS), and crystal structure including Ni vacancies. Typical J-V curves for the rigid and flexible devices with a large area. Reproduced with permission.<sup>56</sup> Copyright 2021, Wiley-VCH. (e) Schematic illustration of the NiO<sub>x</sub> annealing process by a hot plate (HP) flash annealing (FIRA) process. Device structure, and J-V curve for FIRA and HP-O<sub>2</sub>. Reproduced with permission.<sup>58</sup> Copyright 2023, Wiley-VCH. (f) Schematic figure of the NiO<sub>x</sub> formation process by different chemically structured amino alcohol ligands. J-V curves of PSM with the target CBD-NiO<sub>x</sub>. Device structure of PSM. Reproduced with permission.<sup>62</sup> Copyright 2023 Wiley-VCH.

the use of the blade-coating technique for scalable NiO<sub>x</sub> fabrication. The optimally dispersed NiO<sub>x</sub> precursor yields a deposition that is both flatter and smoother than that derived from a non-optimized NiO<sub>x</sub> colloidal solution. The polymer grid effectively limits the mobility and growth of NiO<sub>x</sub> NPs during preparation. Concurrently, the polymer network method enhances charge extraction capabilities owing to the encompassing polymer grid. Furthermore, an ionic liquid (IL), 1-ethyl-3-methylimidazole diethyl phosphate, is integrated into the resultant NiO<sub>x</sub> NPs as a surfactant. The surfactant reduces nanoparticle agglomeration and enhances its conductivity. Additionally, the functional group (–P=O) of the IL passivates the underlying perovskite film by coordinating with the divalent Pb<sup>2+</sup>, leading to a more crystalline perovskite layer. With this approach, PCEs of 20.91% (a control PCE of 18.05%) and 19.71% (a control PCE of 16.50%) were achieved in rigid and flexible large-area substrates with 1.01 cm<sup>2</sup>, respectively.

The slot-die coating technique is also well-suited for the scalable fabrication of PSCs. PSCs fabricated entirely through slot-die coating have been demonstrated and executed under ambient conditions with a relative humidity (RH) of 20–40%

and temperatures ranging from 15–20 °C (Fig. 4b).<sup>54</sup> Critical to this process is a meticulous control over parameters such as the preheating temperature of the substrate and the film thickness, given the sensitive formation stages of NiO<sub>x</sub>. Furthermore, the addition of A-cation additives based on chlorides, specifically MAcl and FAcl, proves crucial during the slot-die coating of the perovskite film. This incorporation facilitates the achievement of an average grain size exceeding 400 nm, indicative of high crystallinity. Using the comprehensive slot-die process, champion PSCs measuring 1 cm<sup>2</sup> and based on MAPbI<sub>3-x</sub>Cl<sub>x</sub> and CsFAPbI<sub>3-x</sub>Cl<sub>x</sub> achieved PCEs of 16.06% and 17.33%, respectively. Additionally, champion slot-die coated PSMs, having an active area of 2.1 cm<sup>2</sup>, registered PCEs of 11.7% for MAPbI<sub>3-x</sub>Cl<sub>x</sub> and 14.9% for CsFAPbI<sub>3-x</sub>Cl<sub>x</sub>.

In addition to the selection of a deposition method, a low-temperature process for NiO<sub>x</sub> is preferred for the fabrication of large-area devices. A recent study reports a low-temperature process (below 150 °C) for the synthesis of highly crystalline NiO<sub>x</sub> NPs.<sup>55</sup> In this method, tetramethylammonium hydroxide (TMAOH) serves as a surfactant, facilitating the conversion of Ni(NO<sub>3</sub>)<sub>2</sub> into Ni(OH)<sub>2</sub> NPs (Fig. 4c). The resultant NiO<sub>x</sub> NPs,

which exhibit outstanding dispersibility and stability, are synthesized through an emulsion process. The uniform NiO<sub>x</sub> films enhance the interfacial contact with the perovskite layer. As a result, impressive efficiencies of 18.85% and 13.93% were attained for devices with active areas of 0.09 cm<sup>2</sup> and 1 cm<sup>2</sup>, respectively. This is in contrast to the control efficiencies of 16.68% and 10.06%. They also demonstrated a flexible PSC that achieved a PCE of 14.3%.

Recently, Wang *et al.* proposed a strategy to produce high-quality NiO<sub>x</sub> NPs using a low-temperature process.<sup>56</sup> In the conventional low-temperature synthesis of NiO<sub>x</sub> NPs, the NO<sub>3</sub><sup>-</sup> ion, which arises from the reaction between Ni(NO<sub>3</sub>)<sub>2</sub> and NaOH, is identified as the predominant impurity in the NiO<sub>x</sub> film. This impurity cannot be completely removed at low temperatures. To address this issue, an ionic liquid-assisted synthesis approach (NiO<sub>x</sub>-IL) has been proposed. This method utilizes 1-butyl-3-methylimidazolium in place of the traditional Ni(NO<sub>3</sub>)<sub>2</sub> precursor. This approach effectively facilitates the removal of impurity ions, such as NO<sub>3</sub><sup>-</sup>, which tend to adsorb readily onto the surface of NiO<sub>x</sub> NPs, subsequently enhancing the conductivity of NiO<sub>x</sub>. The resultant NiO<sub>x</sub> layer also facilitates hole transfer, attributed to its improved extraction capability. The resulting device exhibits a PCE of 22.62%, a notable improvement compared with the control PCE of 19.80%. Remarkably, even the large-area device measuring 1 cm<sup>2</sup> achieves a high PCE of 20.19%.

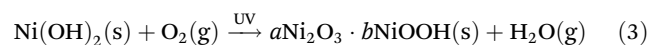
Beyond the typical monovalent and divalent ions, Bao *et al.* suggest that trivalent samarium-doped NiO<sub>x</sub> (Sm:NiO<sub>x</sub>) NPs, prepared using a chemical precipitation method, obviate the need for a post-annealing process.<sup>57</sup> This study reveals that the Sm<sup>3+</sup> dopant effectively reduces the formation energy of the Ni vacancy, implying its role in enhancing the p-type property of NiO<sub>x</sub> (Fig. 4d). As a result, the Fermi level is downshifted toward the valence band, enhancing electrical conductivity and facilitating carrier extraction at the perovskite/NiO<sub>x</sub> interface, which in turn minimizes the charge recombination loss. The chemical reaction of Sm:NiO<sub>x</sub> NP is illustrated using the following equations:



Owing to the enhanced optoelectronic properties, devices structured as an ITO/Sm:NiO<sub>x</sub>/perovskite layer/PCBM/BCP/Ag achieve champion PCEs of 20.71% for an area of 0.09 cm<sup>2</sup> and 18.51% for 1 cm<sup>2</sup>. Notably, since the deposition technique for Sm:NiO<sub>x</sub> obviates the need for a post-annealing process, a flexible plastic PSC has been introduced, achieving a PCE of 17.95%. Additionally, a large module has been developed using the blade-coating method to deposit the perovskite film. The PSM (40 × 40 mm<sup>2</sup>) yields a high PCE of 15.27% with the active area of 8.85 cm<sup>2</sup> at the optimized Sm<sup>3+</sup> concentration.

To ensure cost-effective mass production and expedited manufacturing, challenges related to the annealing temperature and the extended duration of the annealing process need to be addressed. Lian *et al.* reported a method for fabricating

NiO<sub>x</sub> at temperatures below 82 °C using a UV irradiation strategy, which offers notable reductions in manufacturing costs.<sup>58</sup> This UV irradiation effectively converts Ni<sup>2+</sup> to Ni<sup>3+</sup>, modulating a deeper valence band that is advantageous for charge extraction from the perovskite film. The relevant chemical mechanism is proposed as a following reaction.



A champion photovoltaic device fabricated using UV irradiation achieves a remarkable PCE of 22.45%, compared with a control PCE of 19.79%. Additionally, this approach has been applied to flexible PSCs, achieving a PCE of 19.7%.

Instead of the conventional annealing methods, such as those using a hot plate or furnace, an alternative approach is proposed. Ochoa-Martinez *et al.* introduce the flash infrared annealing (FIRA) process, which facilitates short annealing durations under ambient conditions (Fig. 4e).<sup>59</sup> The FIRA method promotes the generation of excess oxygen in NiO<sub>x</sub>, leading to an elevated O/Ni ratio. This technique significantly enhances conductivity compared with the traditional hotplate annealing process. Consequently, impressive PCEs of 16.1% for a large area of 1 cm<sup>2</sup> and 15.9% for a submodule area of 17 cm<sup>2</sup> were recorded.

In regular structured PSCs that utilize SnO<sub>2</sub> as the electron transport layer, the chemical bath deposition (CBD) method offers a significant enhancement in both performance and stability.<sup>20</sup>

However, when utilizing the CBD method for NiO<sub>x</sub> deposition, the efficiency in inverted PSCs was found to be suboptimal. The primary challenges with the CBD approach for NiO<sub>x</sub> include inconsistent grain sizes and low conductivity.<sup>60</sup> To address these issues, it is imperative to fine-tune the grain size through controlled growth adjustments and enhance conductivity. Recently, a CBD method has been developed that allows for *in situ* growth tunability through different ligands.<sup>61,62</sup> This method also enables a low-temperature process, contrasting with the traditionally required high annealing temperatures for NiO<sub>x</sub> deposition. Especially, it has been demonstrated that the controlled growth of NiO<sub>x</sub> can be adjusted by the ligand structure.<sup>63</sup> The optimal ligand, tri-ethanolamine (T-EA), results in a uniform and compact deposition of NiO<sub>x</sub> (Fig. 4f). This method utilizes a brief exposure to a modest temperature of 270 °C, making it compatible with substrates like ITO that can be processed at low temperatures. They emphasize the benefits of this method, which facilitates both the mass production and scalable fabrication of solar modules. Consequently, impressive PCEs of 22.03% and 19.03% were achieved for devices with active areas of 0.1 cm<sup>2</sup> and 18.10 cm<sup>2</sup>, respectively.

In addition to this, a copper (Cu) doped and seeding-induced crystallization approach (SCBD) is also introduced.<sup>60</sup> By adopting the seed-assisted induction, a large grain size by controlled crystal growth is induced, resulting in a compact NiO<sub>x</sub> layer with lowered defect sites. In conjunction with the SCBD approach, a Cu-doping strategy is employed to promote

the formation of shallow acceptor levels that function as defect states, enhancing both hole transport and conductivity. Utilizing an optimal Cu doping concentration, impressive PCEs of 22.51% and 19.29% were achieved for small (0.06 cm<sup>2</sup>) and large-area mini-modules (active area of 28 cm<sup>2</sup>), respectively.

## 2.2. Vacuum deposition

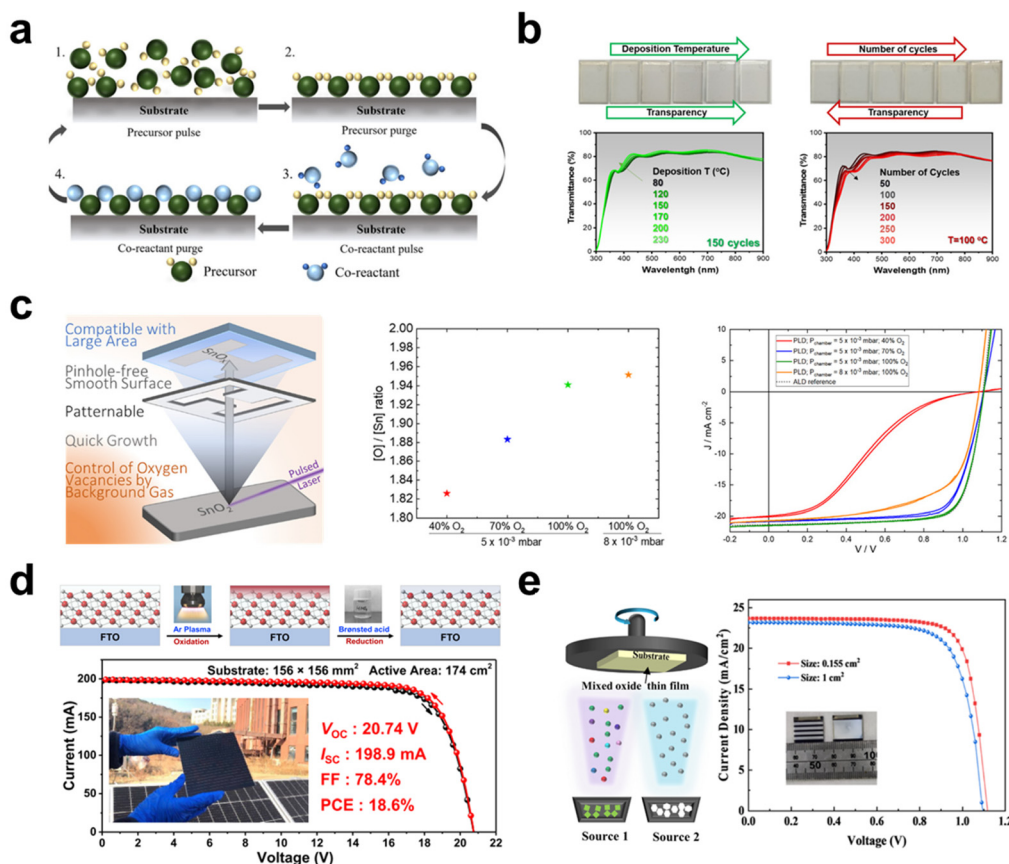
Considering the inherent limitations of general solution-processed deposition concerning surface morphology, uniformity, roughness, and coverage, the physical vapor deposition method offers a viable alternative. It ensures controllable thickness along with high conductivity. Furthermore, by adjusting doping concentration and modulating oxygen partial pressure, band structure tunability can be effectively facilitated, making it suitable for large-area manufacturing.<sup>64,65</sup>

**2.2.1. Vacuum deposited ETL.** Erdenebileg *et al.* investigated the potential of low-temperature atomic layer deposition (ALD) SnO<sub>2</sub> for large-area perovskite solar modules.<sup>30</sup> Considering that the primary growth conditions involved the number of cycles and growth temperature, they tried to deter-

mine the optimal settings for thermal-based ALD (Fig. 5a and b). Their findings pointed to 120 °C and 150 cycles as the optimal conditions for efficient SnO<sub>2</sub> growth, leading to a peak PCE of 13.74% over an active area of 26.4 cm<sup>2</sup>.

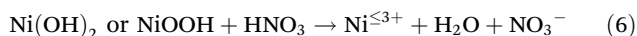
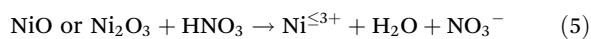
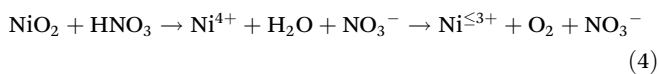
Zanoni *et al.* utilized the pulsed laser deposition (PLD) technique for SnO<sub>2</sub> fabrication.<sup>32</sup> The PLD method is acknowledged for its scalability, pattern ability, and rapid processing capabilities. They optimized both the PLD chamber pressure and the concentration of oxygen in the background gas (Fig. 5c). A deposition pressure of 5 × 10<sup>-3</sup> mbar was found ideal for producing a smooth, pinhole-free PLD SnO<sub>2</sub> layer. Additionally, an atmosphere saturated with 100% O<sub>2</sub> was identified as crucial to mitigate the formation of oxygen vacancies. As a result, PLD enabled consistent deposition across extensive areas, spanning over 615 cm<sup>2</sup>, with a mere 1.5% variation in thickness.

**2.2.2. Vacuum deposited HTL.** Since most of the vacuum-based deposition still requires a high cost, in comparison with the solution-processed deposition, the research on the reforming NiO<sub>x</sub> deposited by dry vacuum processes is rarely studied.



**Fig. 5** (a) Illustration of atomic layered deposition (ALD). Reproduced with permission.<sup>69</sup> Copyright 2022, Wiley-VCH. (b) Transmittance of ALD SnO<sub>2</sub> prepared with different temperatures and cycles. Reproduced with permission.<sup>30</sup> Copyright 2021, Wiley-VCH. (c) Illustration of pulsed laser deposition (PLD) (left), O/Sn ratio (middle) and *J*-*V* curves (right) of SnO<sub>x</sub> (or devices) under different pressures and oxygen concentrations. Reproduced with permission.<sup>32</sup> Copyright 2023, American Chemistry Society. (d) Schematic illustration of the process of surface redox engineering (SRE). The *J*-*V* curves for the PSM with an active area of 174 cm<sup>2</sup>. Reproduced with permission.<sup>66</sup> Copyright 2022, Elsevier. (e) Schematic figure showing the dual-source electron beam co-evaporation process. The *J*-*V* curves for the PSCs with an active area of 0.155 and 1 cm<sup>2</sup>, respectively. Reproduced with permission.<sup>67</sup> Copyright 2022, Wiley-VCH.

Recently, a surface redox engineering (SRE) has been proposed (Fig. 5d).<sup>66</sup> In this approach, NiO<sub>x</sub> is produced using electron beam evaporation, which is then followed by an Ar-plasma-initiated oxidation process. They highlighted challenges inherent in conventional wet-processed NiO<sub>x</sub>. By refining their vacuum process and implementing a treatment involving HNO<sub>3</sub> solution, they induced a Brønsted-acid-mediated reduction process, successfully mitigating specific interfacial complications. Treatment of HNO<sub>3</sub> solution inducing a Brønsted-acid-mediated reduction process enables detrimental Ni<sup>4+</sup> and -OH to be removed, suppressing the degradation reaction with a perovskite. Furthermore, because of the surface redox reaction, abundant Ni<sup>3+</sup> leads to more p-type property with improved charge conductivity, thereby enhancing the carrier extraction. All chemical reactions seen with the HNO<sub>3</sub> acid environment are illustrated using the following reactions:



Besides the SRE method on NiO<sub>x</sub> films, it is also imperative to achieve high-crystalline perovskite films. The slot die coating method is applied for the deposition of the perovskite, in which due to the increase of the surface-free energy of the SRE-treated NiO<sub>x</sub>, the contact angle is significantly lowered to ~7°. The improved wettability facilitates the full coverage of the perovskite solution, which satisfies the difficult requirement of the slot-die coating. In this progress, an excellent PCE of 23.4% attributed to by an improved V<sub>OC</sub> and FF is obtained. As a result, this yielded PCEs of 23.4% and 18.6% in small-area and mini-modules (156 × 156 cm<sup>2</sup>), respectively.

Jiang *et al.* have introduced a scalable electron-beam co-evaporation method applicable for all-inorganic charge transport layers, including NiO and niobium oxide (Nb<sub>2</sub>O<sub>5</sub>), serving as an HTL and ETL, respectively (Fig. 5e).<sup>67</sup> They propose mechanisms for enhancing electrical conductivity through the use of dopants such as Cu and tungsten (W). Through optimal dopant incorporation, copper-doped NiO<sub>x</sub> (Cu-NiO<sub>x</sub>) and tungsten-doped Nb<sub>2</sub>O<sub>5</sub> (W-Nb<sub>2</sub>O<sub>5</sub>) exhibit improved charge transport abilities and effectively prevent halide segregation. These factors contribute to achieving high PCEs of 21.31% and 19.01% for active areas of 0.155 cm<sup>2</sup> and 1 cm<sup>2</sup>, respectively.

### 2.3. Bilayer

**2.3.1 Bilayer ETL.** Lee *et al.* fabricated a SnO<sub>2</sub>/TiO<sub>2</sub> bilayer using SnO<sub>2</sub> NPs and acetylacetone-modified TiO<sub>2</sub> (7-TiO<sub>2</sub>) to establish a cascaded energy band structure.<sup>68</sup> This approach demonstrated that SnO<sub>2</sub> exhibits a high charge transport ability, while Acac-TiO<sub>2</sub> reduces the band offset and suppresses the interfacial charge recombination. The outcome was the attainment of a PCE of 18.39% in the best-performing mini-module, which had a 25 cm<sup>2</sup> aperture area and comprised 5 sub-cells. Additionally, this configuration retained 83.1% of

the initial PCE under thermal and moisture stability conditions (85 °C/RH 85%) for 1000 h.

He *et al.* proposed that a ZnO-SnO<sub>2</sub> cascaded ETL enables the efficient fabrication of large-area perovskite solar modules using a combination of spray-coated ZnO and blade-coated SnO<sub>2</sub>.<sup>69</sup> The perovskite layer and HTL for the modules were also prepared through blade coating. The ZnO-SnO<sub>2</sub> ETL configuration effectively prevented the protonation of ZnO and established a well-matched conduction band level between the ETL and the perovskite layer, resulting in an improvement in the V<sub>OC</sub>. The use of a spray pyrolysis-coated ZnO underlayer prevented unfavorable physical defects (such as pinholes and partial coverage shortages) that can arise due to the toughness of FTO, in comparison with the blade-coated SnO<sub>2</sub>. The champion modules achieved efficiencies of 17.82% and 16.60% for active areas of 18.0 cm<sup>2</sup> and 47.0 cm<sup>2</sup>, respectively.

Kim *et al.* reported a study on the utilization of polyacrylic acid (paa)-stabilized QD-SnO<sub>2</sub> deposited on a c-TiO<sub>2</sub> blocking layer to achieve a highly efficient ETL.<sup>70</sup> This was accomplished through spin coating for paa-QD-SnO<sub>2</sub> and spray pyrolysis for c-TiO<sub>2</sub>. The QD-SnO<sub>2</sub> exhibited varying thicknesses, ranging from ~30 nm to ~70 nm, on the c-TiO<sub>2</sub> layer, while the paa-QD-SnO<sub>2</sub> demonstrated a uniform and conformal thickness of approximately ~30 nm. This suggests that the paa played an important role in ensuring uniformity in the paa-QD-SnO<sub>2</sub> ETL. The paa effectively interacted and bonded with the QD-SnO<sub>2</sub>, contributing to the formation of a conformal ETL (Fig. 6a).

The best PCEs for mini-modules with active areas of 20 cm<sup>2</sup> and 64 cm<sup>2</sup> were found to be 21.7% and 20.6%, respectively. Moreover, an extended shelf-life test over 1000 h was conducted under ambient conditions with a relative humidity of 25% and a temperature of 25 °C. During this test, the paa-QD SnO<sub>2</sub>@c-TiO<sub>2</sub>-based perovskite solar cells retained approximately 80% of the initial PCE of 25.7%. The researchers not only addressed the limitations associated with spin coating through additive engineering for the SnO<sub>2</sub>@TiO<sub>2</sub> bilayer fabrication but also achieved remarkably high efficiency for large-area mini-modules.

### 2.4. Interfacial modification

**2.4.1. Interfacial modified ETL.** To achieve highly uniform and well-defined metal oxides over large areas, surface engineering of the ETL using ionic compounds, acids, self-assembled molecules, and carbon derivatives remains crucial. Recently, as an enhancement to spin-coated mp-TiO<sub>2</sub>, Castriotta *et al.* introduced an interlayer of potassium-doped graphene oxide (GO-K) between the perovskite and mp-TiO<sub>2</sub>, applied using infrared annealing.<sup>71</sup> Mini-modules incorporating GO-K demonstrated an impressive peak PCE of 16.10%, with an average PCE of 15.58% across six mini-modules with a 16 cm<sup>2</sup> active area, showing only a 0.43% deviation. They suggested that the GO-K interlayer not only augmented electron extraction to the ETL but also enhanced the crystallinity of the TiO<sub>2</sub>. Additionally, the GO-K layer improved the physical



**Fig. 6** (a) Schematic diagram of the formation of QD-SnO<sub>2</sub> and paa-QD-SnO<sub>2</sub>. Reproduced with permission.<sup>70</sup> Copyright 2022, American Association for the Advancement of Science. (b) Structure of energy band diagrams (left), photographs and *J*-*V* curves of the champion mini-modules with different areas. Reproduced with permission.<sup>71</sup> Copyright 2022, Elsevier. (c) HAADF-STEM images and the corresponding proportion of each exposed crystal plane of SnO<sub>2</sub> and S,N-CQD-SnO<sub>2</sub>, respectively. Reproduced with permission.<sup>72</sup> Copyright 2023, Wiley-VCH. (d) Illustration of ETL/PVK interface passivation with H<sub>2</sub>KNO<sub>3</sub>S in the perovskite solar cells and *J*-*V* curves of the 5 × 5 cm<sup>2</sup> champion mini-modules. Reproduced with permission.<sup>76</sup> Copyright 2023, Wiley-VCH. (e) XPS spectra of SnO<sub>2</sub> and SnO<sub>2</sub>/K (left) and *J*-*V* curves of SnO<sub>2</sub>/K-based mini-modules. Reproduced with permission.<sup>78</sup> Copyright 2021, Springer Nature. (f) Schematic images of the periodic acid post-treatment on the SnO<sub>2</sub> surface (left) and the *J*-*V* curves of the 3 × 3 cm<sup>2</sup> control and target mini-modules, respectively. Reproduced with permission.<sup>80</sup> Copyright 2023, Wiley-VCH.

properties of the perovskite, primarily by facilitating the removal of PbI<sub>2</sub>, leading to superior perovskite crystal growth.

Pescetelli *et al.* employed 2D materials to modify interfaces within perovskite modules.<sup>72</sup> Specifically, they utilized graphene ink for *c*-TiO<sub>2</sub> and *mp*-TiO<sub>2</sub> layers, MXenes for the perovskite layer, and fMoS<sub>2</sub> for the perovskite/PTAA interlayer (Fig. 6b). The inclusion of graphene in the ETL notably improved the electron mobility and electron injection at the *mp*-TiO<sub>2</sub>/perovskite interface, and simultaneously reduced the charge trap sites within the *mp*-TiO<sub>2</sub>. This led to an enhanced FF and an increased open-circuit voltage *V*<sub>OC</sub>. Based on these improvements, they highlighted the potential of 2D materials in countering the inefficiencies typically introduced during scaling-up. In their optimized perovskite solar modules featuring 2D materials, the champion device achieved a 17.2% and 14.7% PCE for 121 cm<sup>2</sup> (the active area of 82.62 cm<sup>2</sup>) and 210 cm<sup>2</sup> (the active area of 137.2 cm<sup>2</sup>) modules, respectively (Fig. 6b). Moreover, the 121 cm<sup>2</sup> modules, encapsulated *via* a glass sealing technique, maintained 80% of their initial *P*<sub>MAX</sub> values after approximately 530 h at 85 °C. Regarding the improved stability, they proposed that (1) the stable perovskite crystal structure within the *mp*-TiO<sub>2</sub> + graphene matrix contributed to the temperature stabilization of the charge carriers, and (2) the transformation of perovskite into PbI<sub>x</sub> and PbO<sub>x</sub>

species might be slowed down by the presence of graphene within the *mp*-TiO<sub>2</sub>.

To further develop the CBD TiO<sub>2</sub>, Guo *et al.* reported poly-L-lysine with modified sulfonic acid groups (PLLS) for the TiO<sub>2</sub>/perovskite interface.<sup>73</sup> Not only did the sulfonic acid groups reduce the oxygen vacancies of the TiO<sub>2</sub> surface, leading to an increase in conductivity, but also the amine groups passivated deep-level defects of perovskite, resulting in a reduction of non-radiative recombination. Thus, a high PCE of 20.07% with a notable FF of 76.75% was obtained in the active area of 33 cm<sup>2</sup>. Importantly, no voltage loss was observed during the scaling-up process. In terms of stability, the PLLS-modified mini-modules retained 80% of their initial PCE for 30 days under ambient conditions at room temperature and an RH of 5–10%. In contrast, the control mini-modules only managed to retain 60% of their initial PCE for a mere 6 days.

Among efforts to further improve spin-coated SnO<sub>2</sub>, Yang *et al.* reported how altering the SnO<sub>2</sub> crystal facet with a novel carbon quantum dot (CQD) doping technique could yield highly efficient PSCs.<sup>74</sup> The CQD-doped SnO<sub>2</sub> predominantly featured the (200) and (111) facets, in contrast to the pristine SnO<sub>2</sub>, which was characterized by the (110) and (101) facets (Fig. 6c). Considering that the adsorption energy of Pb<sup>2+</sup> is higher on the more active (200) and (111) crystal planes, per-

ovskite crystal nucleation is enhanced on the CQD-SnO<sub>2</sub> surface. Besides, the buried perovskite/CQD-SnO<sub>2</sub> interface was observed with better crystallinity than that of pristine SnO<sub>2</sub>. Flexible mini-modules based on CQD-SnO<sub>2</sub> attained a PCE of 17.79% over an aperture area of 24 cm<sup>2</sup>. These modules also demonstrated superior stability, preserving approximately 95% of the initial PCE for 1200 h at 25 °C and an RH of around 40% under 1-sunlight exposure, and retained >90% of the initial PCE after bending cycles with a bending radius of 6 mm.

In a separate study, Hu *et al.* modified the SnO<sub>2</sub>/perovskite interface with diphenyl phosphine oxide (DPO), a phosphorus-containing Lewis acid.<sup>75</sup> This resulted in an impressive PCE peak of 15.69% for mini-modules covering an aperture area of 22.56 cm<sup>2</sup>. They reported that the Lewis acid sites of the DPO engaged with the SnO<sub>2</sub> surface, neutralizing OH<sup>-</sup> groups. This interaction considerably enhanced electron transfer and diminished the energy barrier between the perovskite and SnO<sub>2</sub> layers.

Tong *et al.* introduced potassium sulfamate (H<sub>2</sub>KNO<sub>3</sub>S) as a modification to the SnO<sub>2</sub>/perovskite interface (Fig. 6d).<sup>76</sup> Their aim was to mitigate the oxygen loss from SnO<sub>2</sub> encountered during the hybrid chemical vapor deposition (HCVD) process, a method intended for scalable perovskite fabrication. While the HCVD technique holds promise for large-scale perovskite deposition, they identified an issue: SnO<sub>2</sub> experienced oxygen loss during this deposition process, leading to interfacial defects and enhanced carrier recombination. By introducing H<sub>2</sub>KNO<sub>3</sub>S, they established a chemical bridge between the SnO<sub>2</sub> and perovskite layers. This not only compensated for the oxygen loss but also passivated the uncoordinated Pb<sup>2+</sup> within the perovskite. The result was more than just a surface modification of SnO<sub>2</sub>; it effectively addressed challenges inherent in large-area perovskite deposition. As a result, PCEs of 16.16% and 12.12% were achieved for active areas of 22.4 cm<sup>2</sup> and 91.8 cm<sup>2</sup>, respectively.

While the CBD method is a promising method for SnO<sub>2</sub> deposition, challenges remain, such as the need to reduce the inherent defect density, eliminate interfacial defects, and ensure uniform coverage for scalable SnO<sub>2</sub> ETL. Addressing these, several strategies have been developed to introduce additives into the chemical bath solutions. For instance, Dong *et al.* incorporated potassium citrate into the CBD solution to optimize SnO<sub>2</sub> coverage.<sup>77</sup> Through this additive engineering, they successfully achieved a PCE of 24.84%, in small cells.

Tong *et al.* incorporated KMnO<sub>4</sub> into the chemical bath solution to enhance the quality of SnO<sub>2</sub>.<sup>78</sup> This addition also facilitated the doping effects of K and Mn ions as they diffused into the upper perovskite grain boundaries. KMnO<sub>4</sub> reduced the trap densities and enhanced carrier mobilities of SnO<sub>2</sub> by promoting the oxidation of Sn<sup>2+</sup> → Sn<sup>4+</sup>. Furthermore, they proposed that the formations of KCl and MnCl<sub>2</sub> on the SnO<sub>2</sub> surface served as effective passivators. Consequently, the K ions enabled the growth of larger perovskite grains, while the Mn ions enhanced perovskite crystallinity and phase stability due to their doping contributions. The resulting mini-

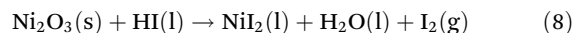
modules, with active areas of 22.4 and 91.8 cm<sup>2</sup>, achieved PCEs of 17.26% and 13.72%, respectively (Fig. 6e).

Besides additive engineering, interfacial engineering presents another way for enhancement. Lv *et al.* employed hypervalent potassium xanthate (KiPX) to modify SnO<sub>2</sub>, aiming to minimize the interfacial defects and improve charge extraction in perovskite solar modules.<sup>79</sup> The Lewis acid sites of the KiPX established robust interactions with both Pb<sup>2+</sup> from the perovskite and Sn<sup>4+</sup> from the SnO<sub>2</sub>. Furthermore, the release and diffusion of K ions from the KiPX into the perovskite grain boundaries served to passivate defect sites. As a result, the KiPX-modified mini-modules exhibited a stabilized efficiency of 18.8% over a 48.0 cm<sup>2</sup> active area and retained 90% of their PCE after 600 h under ambient conditions.

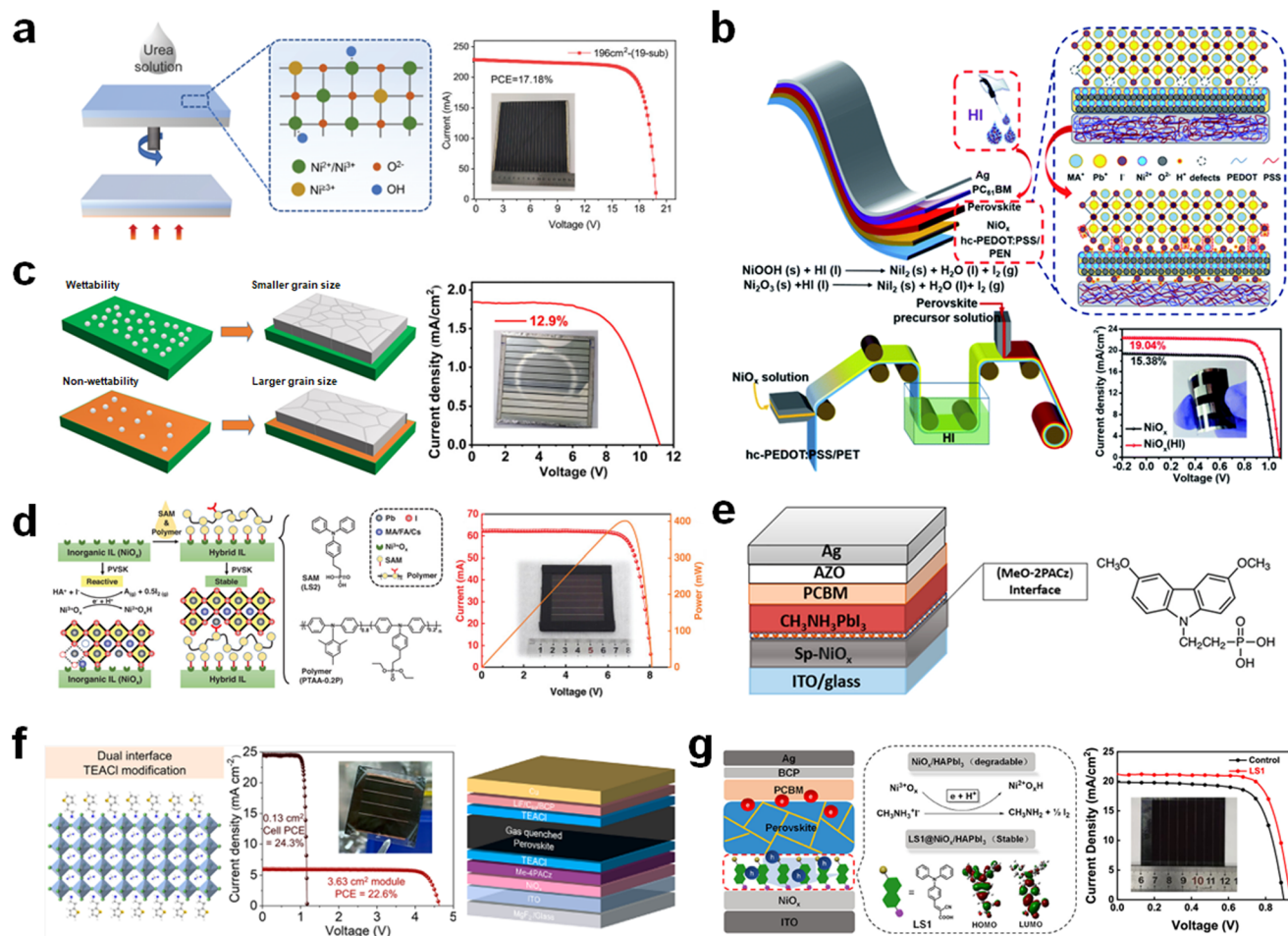
Wu *et al.* demonstrated that periodic acid could interact with the hydroxyl groups present on the SnO<sub>2</sub> surface (Fig. 6f).<sup>80</sup> This interaction results in a more favorable energy level alignment between SnO<sub>2</sub> and perovskite, leading to decreased interfacial non-radiative recombination and improved charge transport. A strong oxidation state of IO<sub>6</sub><sup>-</sup> enabled the oxidation of Sn<sup>2+</sup> → Sn<sup>4+</sup> of SnO<sub>2</sub>, which led to reduced trap states and a higher V<sub>OC</sub>. As a result, the resultant mini-modules with the aperture area of 2.29 cm<sup>2</sup> exhibited a high PCE of 18.10% (Fig. 6f). In a 3000 h shelf life test, the unencapsulated mini-modules retained 93.32% of their initial PCE under ambient conditions at 20 °C and a relative humidity of 20–25%. In contrast, the control mini-modules preserved only 29.79%.

**2.4.2. Interfacial modified HTL.** A pressing issue in the field is the poor interface quality between NiO<sub>x</sub> and the perovskite, coupled with the undesired decomposition of perovskite. Li *et al.* employed the pyrolysis of urea, which led to a reduction in the valence band and consequently decreased the prevalence of high-valent Ni species, such as Ni<sup>3+</sup>. Such species are known to form hole barriers through their reactive hydroxyls (Fig. 7a).<sup>81</sup> Furthermore, the pyrolysis process resulted in the formation of isocyanate (-NCO) species, which coordinate with Ni on the NiO<sub>x</sub> surface, diminishing the interface defect sites and enhancing carrier extraction. Consequently, they achieved an impressive fill FF exceeding 86%, a PCE of 23.61%, and PCEs of 18.97% and 17.18% for active areas of 16 cm<sup>2</sup> and 196 cm<sup>2</sup>, respectively.

Meanwhile, Wang *et al.* demonstrate the interface passivation strategy *via* HI soaking on NiO<sub>x</sub> in process of the roll-to-roll (R2R) technology (Fig. 7b).<sup>82</sup> After treatment with HI, Ni<sup>3+</sup> is reduced to NiI<sub>2</sub> product by the following redox reactions.



The reduced Ni<sup>3+</sup> forms a favorable band alignment with better charge transport ability. Simultaneously, the resultant NiI<sub>2</sub> product contributes to coordinating with Pb<sup>2+</sup> in the perovskite film, which improves the perovskite quality and impedes the degradation reaction. Furthermore, it is found that the HI treatment is conducive for the adopted printing



**Fig. 7** (a) Schematic illustration of the post treatment of urea.  $J$ - $V$  curves for the PSM (area of  $196 \text{ cm}^2$ ). Reproduced with permission.<sup>81</sup> Copyright 2023, Wiley-VCH. (b) Fabrication of the PSCs by an R2R process.  $J$ - $V$  curves for the HI-treated and control devices. Reproduced with permission.<sup>82</sup> Copyright 2021, The Royal Society of Chemistry. (c) Perovskite crystallization with a large grain size by TeDA-treated  $\text{NiO}_x$ .  $J$ - $V$  curves for the PSM (area of  $53.64 \text{ cm}^2$ ). Reproduced with permission.<sup>83</sup> Copyright 2022, Wiley-VCH. (d) Hybrid interfacial strategy optimized by bilateral surfaces of CTL and a perovskite. A  $P$ - $J$ - $V$  curve of PSM on a hybrid IL (aperture area of  $19.4 \text{ cm}^2$ ). Reproduced with permission.<sup>84</sup> Copyright 2023, Wiley-VCH. (e) Schematic illustration of the introduced MeO-2PACz as an interface in the device architecture. MeO-2PACz molecule structure. Reproduced with permission.<sup>89</sup> Copyright 2022, American Chemical Society. (f) Schematic figure of the TEACl modification. Device architecture. Reproduced with permission.<sup>91</sup> Copyright 2023, American Chemical Society. (g) Schematic illustration of suppressing perovskite decomposition by LS1.  $J$ - $V$  curves for the LS1-treated and control perovskite solar modules (aperture area of  $19.16 \text{ cm}^2$ ). Reproduced with permission.<sup>96</sup> Copyright 2022, American Chemical Society.

method due to the smoothed surface of the  $\text{NiO}_x$  film. Eventually, the PCEs of the flexible PSCs show 19.04% ( $1 \text{ cm}^2$ ) and 16.15% ( $15 \text{ cm}^2$ ), respectively, which retain their initial PCE of 80% with a bending radius of 3 mm after 500 bending cycles.

Liu *et al.* discovered that TeDA modulates the wettability of the  $\text{NiO}_x$  surface, impeding the crystallization process of the perovskite film (Fig. 7c).<sup>83</sup> This leads to the deposition of a film characterized by larger grains and fewer defect sites. The TeDA treatment increases the contact angle to  $87.1^\circ$ , which manipulates the surface energy, resulting in the non-wetting surface leading to slow crystallization. As a result, a PCE of 12.9% is achieved for the module with an aperture area of  $53.64 \text{ cm}^2$  on spray-coated  $\text{NiO}_x$  by surface engineering with the organic amine of TeDA.

Recently, a synergistic strategy has been introduced that both enhances the interfacial charge transport ability and improves the chemical stability.<sup>84</sup> This approach involves a multifunctional thin layer that incorporates LS2 and PTAA-0.2P. This layer passivates  $\text{NiO}_x$  by interacting with the dangling bonds on the metal oxide and coordinates with  $\text{Pb}^{2+}$  in the perovskite film (Fig. 7d). This hybrid interfacial strategy refines the chemical composition, boosts the carrier extraction ability, and results in optimal energy band alignment. Consequently, a solar module with an aperture area of  $19.4 \text{ cm}^2$  achieved a PCE of 20.7%.

For inverted flexible PSCs, low-temperature processed  $\text{NiO}$  is commonly utilized due to the robust chemical stability, high transmittance, and low manufacturing cost. However, the processed  $\text{NiO}$  intrinsically possesses high defect sites and energy

band mismatch with the perovskite film, thereby hindering the efficiency of the flexible PSCs. Beyond the intrinsic limit of single-junction PSCs, a tandem PSC with mitigated major interfacial problems such as non-radiative recombination and energy level mismatch is reported.<sup>85</sup> The mixed molecules for bridging with 2PACz and MeO-2PACz tune the energy-level alignment between the NiO<sub>x</sub> and the perovskite and improve the charge extraction with mitigated interfacial recombination. Consequently, a large flexible device with an aperture area of 1.05 cm<sup>2</sup> shows a high PCE of 23.5%, which retains the initial PCE after 10 000 bending cycles with a maximum bending radius of 15 mm.

Recently, efforts to surpass the Shockley–Queisser limit for single-junction solar cells have intensified, with perovskite-silicon tandem solar cells emerging as a focal point of research. The CTLs and their associated interfacial layers are pivotal for

tandem device operation, particularly in terms of charge transport and transmittance.<sup>86</sup> In the context of CTL and TCO selection, SAMs have been introduced to minimize the Voc deficit and ensure optimal charge transfer.<sup>87</sup> In recent advancements, IZO has been adopted as a TCO and 2PACz as an HTL. It has been demonstrated that a homogeneously anchored SAM on TCO achieves compact coverage, subsequently boosting the Voc and FF. Additionally, PTAA has been chosen to regulate the charge extraction of NiO<sub>x</sub> through  $\pi$ - $\pi$  stacking.<sup>88</sup>

The MeO-2PACz interlayer is also utilized solely for the surface modification of NiO<sub>x</sub>.<sup>89</sup> The modified interface enhances the quality of the perovskite film, with its well-structured band facilitating efficient charge transfer (Fig. 7e). This reduces the charge recombination due to the interfacial passivation effect on the NiO<sub>x</sub>. Consequently, a PCE of 16.25% is achieved over an active area of 1 cm<sup>2</sup>.

**Table 1** Reported deposition methods, PCE, and area of PSMs based on metal oxides using SnO<sub>2</sub>, TiO<sub>2</sub>, and NiO<sub>x</sub>, coupled with their counterparts

Device type	Metal oxide CTLs	Deposition method	PCE (%)	Area (cm <sup>2</sup> )	Reported kinds of area	Ref.
n-i-p	SnO <sub>2</sub> -TiO <sub>2</sub>	Spin coating	16.62	15	Active	36
n-i-p	c-TiO <sub>2</sub> /SC-TiO <sub>2</sub>	Spin coating	22.87	24.63	Active	34
n-i-p	SnO <sub>2</sub>	Spray coating	12.0/11.7	16.8/21.8	Active	39
n-i-p	SnO <sub>2</sub>	Chemical bath deposition	16.0/17.0	6.0 × 2.0/16.0 × 2.5	Aperture	44
n-i-p	SnO <sub>2</sub>	Chemical bath deposition	21.3	10	Active	45
n-i-p	SnO <sub>2</sub>	Atomic layer deposition	13.74	26.4	Active	30
n-i-p	SnO <sub>2</sub> /Acac-TiO <sub>2</sub>	Spin coating	18.39	20	Aperture	68
n-i-p	ZnO <sub>2</sub> /SnO <sub>2</sub>	Spray/blade coating	17.8/16.6	18/47	Active	69
n-i-p	c-TiO <sub>2</sub> /SnO <sub>2</sub>	Spray/spin coating	21.7/20.6	20/64	Active	70
n-i-p	c-TiO <sub>2</sub> /mp-TiO <sub>2</sub>	Spray/spin coating	16.1	16	Active	71
n-i-p	SnO <sub>2</sub>	Spin coating	17.79	24	Aperture	74
n-i-p	SnO <sub>2</sub>	Chemical bath deposition	15.69	22.56	Aperture	75
n-i-p	SnO <sub>2</sub>	Spin coating	16.16/12.12	22.4/91.8	Active	76
n-i-p	SnO <sub>2</sub>	Chemical bath deposition	17.26/13.72	22.4/91.8	Active	78
n-i-p	SnO <sub>2</sub>	Chemical bath deposition	18.8	48	Active	79
n-i-p	SnO <sub>2</sub>	Chemical bath deposition	18.1	2.29	Aperture	80
p-i-n	NiO <sub>x</sub>	Spray coating	6.18	10.4	Aperture	52
p-i-n	NiO <sub>x</sub>	Blade coating	20.19/19.7	1.01 (rigid/flexible)	—	53
p-i-n	NiO <sub>x</sub>	Slot die coating	14.9	2.1	Active	54
p-i-n	NiO <sub>x</sub> NPs	Spin coating	13.93	1	Active	55
p-i-n	NiO <sub>x</sub> NPs	Spin coating	20.19	1	—	56
p-i-n	Sm:NiO <sub>x</sub> NPs	Spin coating	18.51/15.2	1/8.85	Active	57
p-i-n	NiO <sub>x</sub>	Spin coating	16.1/15.9	1/17	—	59
p-i-n	NiO <sub>x</sub>	Chemical bath deposition	19.03	18.1	Active	63
p-i-n	Cu:NiO <sub>x</sub>	Chemical bath deposition	19.29	28	Active	60
p-i-n	NiO <sub>x</sub>	Electron beam evaporation	18.6	156 × 156	Substrate	66
p-i-n	Cu:NiO <sub>x</sub>	Electron beam co-evaporation	19.01	1	Active	67
p-i-n	NiO <sub>x</sub>	Spray pyrolysis	18.97/17.18	16/196	Active	81
p-i-n	NiO <sub>x</sub>	Roll-to-roll fabrication	19.04/16.15	1/15	Active	82
p-i-n	NiO <sub>x</sub>	Spray coating	12.9	53.64	Aperture	83
p-i-n	NiO <sub>x</sub>	Spin coating	20.7	19.4	Aperture	84
p-i-n	NiO <sub>x</sub>	Spin coating	23.5	1.05	Aperture	85
p-i-n	NiO <sub>x</sub>	Sputtering	16.25	1	Active	89
p-i-n	NiO <sub>x</sub>	Spin coating/sputtering	22.6/21.7	3.63/3.78	Active	91
p-i-n	NiO <sub>x</sub>	Spin coating	14.90	19.16	Aperture	96
Device type	Organic CTLs	Deposition method	PCE (%)	Area (cm <sup>2</sup> )	Reported kinds of area	Ref.
n-i-p	Spiro-Naph	Spin coating	21.83	25	Aperture	98
n-i-p	Spiro-OMeTAD	Spin coating	19.16	16.38	Active	99
n-i-p	Spiro-OMeTAD (PPO-TEMPO)	Spin coating	21.4	17.1	Aperture	100
n-i-p	PTAA (OATFSI)	Spin coating	19.91	209.39	Active	101
p-i-n	MPA-CPA	Spin coating	22.0	9.66	Active	102
p-i-n	TPT-P6	Spin coating	20.09	1	Active	103
p-i-n	Enantiomer-pure	Spin coating	20.1	36.4	Active	104



Fig. 8 The efficiency of (a) n-i-p and (b) p-i-n structured metal oxide-based PSMs over 1 cm<sup>2</sup> of the active or aperture area reported recently.

Ammonium salts which generally form 2D perovskite materials have been used for passivation within buried perovskite and NiO<sub>x</sub>.<sup>90</sup> 2-Thiopheneethylammonium chloride (TEACl) is incorporated in both sides of the perovskite layer (*i.e.*, buried, and top interfaces) (Fig. 7f).<sup>91</sup> The TEACl-based dual interfaces contribute to the optimal band alignment and reduced defect sites, and improve interfacial contact, resulting in a high photovoltaic performance. The TEACl dual-treated PSC exhibits a PCE of 22.6% for the large submodule with an active area of 3.63 cm<sup>2</sup>.

It is crucial to mitigate the adverse interfacial reactions between NiO<sub>x</sub> and the perovskite film to prevent detrimental changes.<sup>92,93</sup> Redox reactions, which lead to perovskite decomposition, and UV-induced degradation are both strongly associated with the degradation of the NiO<sub>x</sub>-perovskite interface.<sup>94</sup> Interfacial treatment using SAM molecules is also an effective strategy.<sup>95</sup> Liu *et al.* utilizes a self-assembled dyad molecule to reduce the redox reaction between Ni<sup>3+</sup> and ammonium iodide composited in a perovskite film (Fig. 7g).<sup>96</sup> A new self-assembled dyad molecule effectively suppresses the interfacial degradation and assists in modulation of the perovskite growth and charge extraction. Consequently, a PCE of 14.90% is obtained for the large module with an aperture area of 19.16%. Furthermore, as an integrated system to improve interfacial properties such as contact problems and carrier extraction, A-site cation-size mismatch and interface stabilization (CM-IS) strategies are introduced to achieve highly effective and stable PSCs.<sup>97</sup> The integrated strategy facilitates the charge transport and improves interface contact in inverted PSCs. The surface modification of PTAA onto NiO<sub>x</sub> enhances the hole transport and suppresses the trap states of the NiO<sub>x</sub>. The further modification of mesoporous alumina (mp-Al<sub>2</sub>O<sub>3</sub>) on PTAA not only facilitates effective interfacial contact but also enhances charge extraction. As a result, in large area PSM (11.2 cm<sup>2</sup>), a PCE of 16.9% is achieved.

### 3. Conclusions

This review provides a comprehensive overview of metal oxide CTLs tailored for large-area PSMs in recent years. With impressive progress in PCE for both regular and inverted structured PSCs, the urgency for commercialization to support mass and large-scale production has grown. Considering this trend, there is a pressing need to focus on metal oxide CTLs for the development of large-area PSCs as shown in Table 1 and Fig. 8.

This review highlights several critical aspects that must be addressed to enhance the efficiency, stability, and scalability of PSCs. Foremost among these is the need for spatial uniformity and reproducibility to ensure scalability. Moving beyond spin-coating, techniques such as bar, spray, blade, and slot die-coating emerge as potential solutions to issues of non-uniformity. However, the current volume of research on this topic is limited, and significant challenges persist, particularly when scaling up to larger module areas. Vacuum-based deposition entails higher costs and demands specialized facilities, but it remains a viable option for large-scale CTL fabrication due to its consistent uniformity and reproducibility. However, to date, only a limited number of studies have explored modifications to this deposition technique.

Strategies to regularly arrange metal oxide NPs can be beneficial for the up-scaling process. Introducing molecules acting as binders can promote the formation of a well-defined CTL with consistent thickness and fewer defects. Single crystalline or facet-controlled metal oxides also provide significant effects on large-area PSMs. The single crystalline NPs possess high conductivity as well as effectively suppress interfacial charge recombination and accumulation, leading to the narrow gap between the efficiencies of PSMs and small cells. Certain facet-controlled metal oxides tailor the activity of the metal oxide surface, which modulates the perovskite nucleation.

CBD is gaining prominence as a method for the large-scale production of SnO<sub>2</sub> ETL. Through this approach, a uniform and homogeneous ETL is directly formed on the substrates within the chemical bath. The development of CBD can be readily tailored through adjustments in pH, the addition of chemicals, and other treatments such as thermal annealing. These manipulations offer potential for further refining of the morphological, optical, physical, and chemical properties of SnO<sub>2</sub>.

Considering that flexible polymer substrates necessitate low-temperature processes, there is a compelling need for research and development focused on low-temperature methodologies and associated materials to harness the full potential of PSMs. Unlike the high-temperature calcination required for TiO<sub>2</sub>, SnO<sub>2</sub> and NiO<sub>x</sub> have recently emerged as promising CTL alternatives for large-area flexible PSMs due to their low-temperature processing capabilities. Additionally, while hybrid ETLs enable low-temperature annealing below 150 °C, methods employing electrochemical treatments also present the advantage of bypassing thermal annealing altogether.

The modulation of various properties through the use of additives and interfacial engineering is crucial for crafting CTLs suitable for scalable devices. These modifications play a pivotal role in influencing the optoelectrical, optical, and morphological attributes of the CTLs. In tandem with the passivation effects, the optimized energy band alignment significantly enhances carrier extraction, leading to reproducible device performance and enhanced stability. The enhanced electrical conductivity, stemming from an increased carrier concentration and mobility, is predominantly fine-tuned through this engineering approach, with a particular emphasis on NiO<sub>x</sub> refinement. Additionally, well-modified CTLs influence the perovskite grain growth rate and nucleation dynamics based on factors such as wettability and surface roughness, which, in turn, favor the formation of larger perovskite grains. A highly crystalline active layer significantly contributes to enhanced performance and stability, importantly influencing the scalability of PSMs. Introducing alkaline, transition, and halogen ions within CTL offers various benefits. These additives not only infiltrate the bulk perovskite layer, facilitating grain boundary passivation and modulating crystal growth, but they also chemically interact with interfacial defect sites, thereby diminishing trap densities.

The robust stability, which ensures reproducibility, is also important for solar modules exposed to external conditions, including thermal, humid, and light-illuminated environments. Approaches to inhibit the detrimental reactions at the perovskite/CTL interface through interfacial modifications are highly desired.

In summary, for the realization of mass-produced, large-area PSMs, continuous research and development efforts are essential to develop metal oxides that are both scalable and capable of achieving high performance. In this perspective, the target technology of metal oxides optimal for the scalable device is to secure low-temperature processes and low-cost facilities, which are necessary to achieve mass production.

Even capabilities to ensure uniformity and reproducibility by connecting NPs with binders are expected to narrow the gap between large- and small-scale devices. To achieve this, there is still an urgent need to use various modification integrating additive, interfacial engineering, and deposition methods.

## Conflicts of interest

There are no conflicts to declare.

## Acknowledgements

This work was supported by the DGIST R&D Program of the Ministry of Science and ICT (21-CoE-ET-01). This research was also supported by the National Research Council of Science & Technology (NST) grant by the Korea government (MSIT) (No. CAP 23070-017).

## References

- 1 J. Park, J. Kim, H.-S. Yun, M. J. Paik, E. Noh, H. J. Mun, M. G. Kim, T. J. Shin and S. I. Seok, Controlled growth of perovskite layers with volatile alkylammonium chlorides, *Nature*, 2023, **616**, 724–730.
- 2 Y. Zhao, F. Ma, Z. Qu, S. Yu, T. Shen, H.-X. Deng, X. Chu, X. Peng, Y. Yuan, X. Zhang and J. You, Inactive (PbI<sub>2</sub>)<sub>2</sub>RbCl stabilizes perovskite films for efficient solar cells, *Science*, 2022, **377**, 531–534.
- 3 X. Chang, J.-X. Zhong, S. Li, Q. Yao, Y. Fang, G. Yang, Y. Tan, Q. Xue, L. Qiu, Q. Wang, Y. Peng and W.-Q. Wu, Two-Second-Annealed 2D/3D Perovskite Films with Graded Energy Funnels and Toughened Heterointerfaces for Efficient and Durable Solar Cells, *Angew. Chem., Int. Ed.*, 2023, **62**, e202309292.
- 4 X. Liu, B. Zheng, L. Shi, S. Zhou, J. Xu, Z. Liu, J. S. Yun, E. Choi, M. Zhang, Y. Lv, W.-H. Zhang, J. Huang, C. Li, K. Sun, J. Seidel, M. He, J. Peng, X. Hao and M. Green, Perovskite solar cells based on spiro-OMeTAD stabilized with an alkylthiol additive, *Nat. Photonics*, 2023, **17**, 96–105.
- 5 J. S. Yun, J. Kim, T. Young, R. J. Patterson, D. Kim, J. Seidel, S. Lim, M. A. Green, S. Huang and A. Ho-Baillie, Humidity-Induced Degradation via Grain Boundaries of HC(NH<sub>2</sub>)<sub>2</sub>PbI<sub>3</sub> Planar Perovskite Solar Cells, *Adv. Funct. Mater.*, 2018, **28**, 1705363.
- 6 K. Ho, M. Wei, E. H. Sargent and G. C. Walker, Grain Transformation and Degradation Mechanism of Formamidinium and Cesium Lead Iodide Perovskite under Humidity and Light, *ACS Energy Lett.*, 2021, **6**, 934–940.
- 7 A. Donakowski, D. W. Miller, N. C. Anderson, A. Ruth, E. M. Sanehira, J. J. Berry, M. D. Irwin, A. Rockett and K. X. Steirer, Improving Photostability of Cesium-Doped

- Formamidinium Lead Triiodide Perovskite, *ACS Energy Lett.*, 2021, **6**, 574–580.
- 8 Y. Zhang, L. Xu, J. Sun, Y. Wu, Z. Kan, H. Zhang, L. Yang, B. Liu, B. Dong, X. Bai and H. Song, 24.11% High Performance Perovskite Solar Cells by Dual Interfacial Carrier Mobility Enhancement and Charge-Carrier Transport Balance, *Adv. Energy Mater.*, 2022, **12**, 2201269.
  - 9 Y.-N. Lu, J.-X. Zhong, Y. Yu, X. Chen, C.-Y. Yao, C. Zhang, M. Yang, W. Feng, Y. Jiang, Y. Tan, L. Gong, X. Wei, Y. Zhou, L. Wang and W.-Q. Wu, Constructing an n/n+ homojunction in a monolithic perovskite film for boosting charge collection in inverted perovskite photovoltaics, *Energy Environ. Sci.*, 2021, **14**, 4048–4058.
  - 10 M. J. Jeong, J. H. Lee, C. H. You, S. Y. Kim, S. Lee and J. H. Noh, Oxide/Halide/Oxide Architecture for High Performance Semi-Transparent Perovskite Solar Cells, *Adv. Energy Mater.*, 2022, **12**, 2200661.
  - 11 J. Feng, Z. Yang, D. Yang, X. Ren, X. Zhu, Z. Jin, W. Zi, Q. Wei and S. Liu, E-beam evaporated Nb<sub>2</sub>O<sub>5</sub> as an effective electron transport layer for large flexible perovskite solar cells, *Nano Energy*, 2017, **36**, 1–8.
  - 12 Y. Guo, J. Tao, F. Shi, X. Hu, Z. Hu, K. Zhang, W. Cheng, S. Zuo, J. Jiang and J. Chu, Interface Modification for Planar Perovskite Solar Cell Using Room-Temperature Deposited Nb<sub>2</sub>O<sub>5</sub> as Electron Transportation Layer, *ACS Appl. Energy Mater.*, 2018, **1**, 2000–2006.
  - 13 S. Yoon, S. J. Kim, H. S. Kim, J.-S. Park, I. K. Han, J. W. Jung and M. Park, Solution-processed indium oxide electron transporting layers for high-performance and photo-stable perovskite and organic solar cells, *Nanoscale*, 2017, **9**, 16305–16312.
  - 14 A. Apostolopoulou, D. Sygkridou, A. Rapsomanikis, A. N. Kalarakis and E. Stathatos, Enhanced performance of mesostructured perovskite solar cells in ambient conditions with a composite TiO<sub>2</sub>–In<sub>2</sub>O<sub>3</sub> electron transport layer, *Sol. Energy Mater. Sol. Cells*, 2017, **166**, 100–107.
  - 15 C. Chen, Y. Jiang, Y. Wu, J. Guo, X. Kong, X. Wu, Y. Li, D. Zheng, S. Wu, X. Gao, Z. Hou, G. Zhou, Y. Chen, J.-M. Liu, K. Kempa and J. Gao, Low-Temperature-Processed WO<sub>x</sub> as Electron Transfer Layer for Planar Perovskite Solar Cells Exceeding 20% Efficiency, *Sol. RRL*, 2020, **4**, 1900499.
  - 16 Q. An, P. Fassl, Y. J. Hofstetter, D. Becker-Koch, A. Bausch, P. E. Hopkinson and Y. Vaynzof, High performance planar perovskite solar cells by ZnO electron transport layer engineering, *Nano Energy*, 2017, **39**, 400–408.
  - 17 P. Zhang, J. Wu, T. Zhang, Y. Wang, D. Liu, H. Chen, L. Ji, C. Liu, W. Ahmad, Z. D. Chen and S. Li, Perovskite Solar Cells with ZnO Electron-Transporting Materials, *Adv. Mater.*, 2018, **30**, 1703737.
  - 18 H. Zhou, Y. Shi, K. Wang, Q. Dong, X. Bai, Y. Xing, Y. Du and T. Ma, Low-Temperature Processed and Carbon-Based ZnO/CH<sub>3</sub>NH<sub>3</sub>PbI<sub>3</sub>/C Planar Heterojunction Perovskite Solar Cells, *J. Phys. Chem. C*, 2015, **119**, 4600–4605.
  - 19 J. Yang, B. D. Siempelkamp, E. Mosconi, F. De Angelis and T. L. Kelly, Origin of the Thermal Instability in CH<sub>3</sub>NH<sub>3</sub>PbI<sub>3</sub> Thin Films Deposited on ZnO, *Chem. Mater.*, 2015, **27**, 4229–4236.
  - 20 J. Jeong, M. Kim, J. Seo, H. Lu, P. Ahlawat, A. Mishra, Y. Yang, M. A. Hope, F. T. Eickemeyer, M. Kim, Y. J. Yoon, I. W. Choi, B. P. Darwich, S. J. Choi, Y. Jo, J. H. Lee, B. Walker, S. M. Zakeeruddin, L. Emsley, U. Rothlisberger, A. Hagfeldt, D. S. Kim, M. Grätzel and J. Y. Kim, Pseudo-halide anion engineering for  $\alpha$ -FAPbI<sub>3</sub> perovskite solar cells, *Nature*, 2021, **592**, 381–385.
  - 21 T. Leijtens, G. E. Eperon, S. Pathak, A. Abate, M. M. Lee and H. J. Snaith, Overcoming ultraviolet light instability of sensitized TiO<sub>2</sub> with meso-superstructured organometal tri-halide perovskite solar cells, *Nat. Commun.*, 2013, **4**, 2885.
  - 22 J.-X. Zhong, W.-Q. Wu, Y. Zhou, Q. Dong, P. Wang, H. Ma, Z. Wang, C.-Y. Yao, X. Chen, G.-L. Liu, Y. Shi and D.-B. Kuang, Room Temperature Fabrication of SnO<sub>2</sub> Electrodes Enabling Barrier-Free Electron Extraction for Efficient Flexible Perovskite Photovoltaics, *Adv. Funct. Mater.*, 2022, **32**, 2200817.
  - 23 H. Li, C. Zhang, C. Gong, D. Zhang, H. Zhang, Q. Zhuang, X. Yu, S. Gong, X. Chen, J. Yang, X. Li, R. Li, J. Li, J. Zhou, H. Yang, Q. Lin, J. Chu, M. Grätzel, J. Chen and Z. Zang, 2D/3D heterojunction engineering at the buried interface towards high-performance inverted methylammonium-free perovskite solar cells, *Nat. Energy*, 2023, **8**, 946–955.
  - 24 C. Li, X. Wang, E. Bi, F. Jiang, S. M. Park, Y. Li, L. Chen, Z. Wang, L. Zeng, H. Chen, Y. Liu, C. R. Grice, A. Abudulimu, J. Chung, Y. Xian, T. Zhu, H. Lai, B. Chen, R. J. Ellingson, F. Fu, D. S. Ginger, Z. Song, E. H. Sargent and Y. Yan, Rational design of Lewis base molecules for stable and efficient inverted perovskite solar cells, *Science*, 2023, **379**, 690–694.
  - 25 G. Li, Y. Jiang, S. Deng, A. Tam, P. Xu, M. Wong and H.-S. Kwok, Overcoming the Limitations of Sputtered Nickel Oxide for High-Efficiency and Large-Area Perovskite Solar Cells, *Adv. Sci.*, 2017, **4**, 1700463.
  - 26 G. F. Bai, Z. L. Wu, J. Li, T. L. Bu, W. N. Li, W. Li, F. Z. Huang, Q. Zhang, Y. B. Cheng and J. Zhong, High performance perovskite sub-module with sputtered SnO<sub>2</sub> electron transport layer, *Sol. Energy*, 2019, **183**, 306–314.
  - 27 L. B. Qiu, Z. H. Liu, L. K. Ono, Y. Jiang, D. Y. Son, Z. Hawash, S. S. He and Y. B. Qi, Scalable Fabrication of Stable High Efficiency Perovskite Solar Cells and Modules Utilizing Room Temperature Sputtered SnO<sub>2</sub> Electron Transport Layer, *Adv. Funct. Mater.*, 2019, **29**, 1806779.
  - 28 T. Abzieher, S. Moghadamzadeh, F. Schackmar, H. Eggers, F. Sutterlüti, A. Farooq, D. Kojda, K. Habicht, R. Schmager, A. Mertens, R. Azmi, L. Klohr, J. A. Schwenzler, M. Hetterich, U. Lemmer, B. S. Richards, M. Powalla and U. W. Paetzold, Electron-Beam-Evaporated Nickel Oxide Hole Transport Layers for Perovskite-Based Photovoltaics, *Adv. Energy Mater.*, 2019, **9**, 1802995.
  - 29 F. Di Giacomo, V. Zardetto, A. D'Epifanio, S. Pescetelli, F. Matteocci, S. Razza, A. Di Carlo, S. Licocchia, W. M. M. Kessels, M. Creatore and T. M. Brown, Flexible

- Perovskite Photovoltaic Modules and Solar Cells Based on Atomic Layer Deposited Compact Layers and UV-Irradiated TiO<sub>2</sub> Scaffolds on Plastic Substrates, *Adv. Energy Mater.*, 2015, **5**, 1401808.
- 30 E. Erdenebileg, H. Wang, J. Li, N. Singh, H. A. Dewi, N. Tiwari, N. Mathews, S. Mhaisalkar and A. Bruno, Low-Temperature Atomic Layer Deposited Electron Transport Layers for Co-Evaporated Perovskite Solar Cells, *Sol. RRL*, 2022, **6**, 2100842.
- 31 J. H. Park, J. Seo, S. Park, S. S. Shin, Y. C. Kim, N. J. Jeon, H.-W. Shin, T. K. Ahn, J. H. Noh, S. C. Yoon, C. S. Hwang and S. I. Seok, Efficient CH<sub>3</sub>NH<sub>3</sub>PbI<sub>3</sub> Perovskite Solar Cells Employing Nanostructured p-Type NiO Electrode Formed by a Pulsed Laser Deposition, *Adv. Mater.*, 2015, **27**, 4013–4019.
- 32 K. P. S. Zanoni, D. Perez-del-Rey, C. Dreessen, N. Rodkey, M. Sessolo, W. Soltanpoor, M. Morales-Masis and H. J. Bolink, Tin(IV) Oxide Electron Transport Layer via Industrial-Scale Pulsed Laser Deposition for Planar Perovskite Solar Cells, *ACS Appl. Mater. Interfaces*, 2023, **15**, 32621–32628.
- 33 S. Song, G. Kang, L. Pyeon, C. Lim, G.-Y. Lee, T. Park and J. Choi, Systematically Optimized Bilayered Electron Transport Layer for Highly Efficient Planar Perovskite Solar Cells ( $\eta = 21.1\%$ ), *ACS Energy Lett.*, 2017, **2**, 2667–2673.
- 34 Y. Ding, B. Ding, H. Kanda, O. J. Usiobo, T. Gallet, Z. Yang, Y. Liu, H. Huang, J. Sheng, C. Liu, Y. Yang, V. I. E. Queloz, X. Zhang, J.-N. Audinot, A. Redinger, W. Dang, E. Mosconi, W. Luo, F. De Angelis, M. Wang, P. Dörflinger, M. Armer, V. Schmid, R. Wang, K. G. Brooks, J. Wu, V. Dyakonov, G. Yang, S. Dai, P. J. Dyson and M. K. Nazeeruddin, Single-crystalline TiO<sub>2</sub> nanoparticles for stable and efficient perovskite modules, *Nat. Nanotechnol.*, 2022, **17**, 598–605.
- 35 S. Mandati, K. R. Dileep, G. Veerappan and E. Ramasamy, Large area bar coated TiO<sub>2</sub> electron transport layers for perovskite solar cells with excellent performance homogeneity, *Sol. Energy*, 2022, **240**, 258–268.
- 36 M. J. Paik, J. W. Yoo, J. Park, E. Noh, H. Kim, S.-G. Ji, Y. Y. Kim and S. I. Seok, SnO<sub>2</sub>–TiO<sub>2</sub> Hybrid Electron Transport Layer for Efficient and Flexible Perovskite Solar Cells, *ACS Energy Lett.*, 2022, **7**, 1864–1870.
- 37 N. Kumar, H. B. Lee, R. Sahani, B. Tyagi, S. Cho, J. S. Lee and J. W. Kang, Room-Temperature Spray Deposition of Large-Area SnO<sub>2</sub> Electron Transport Layer for High Performance, Stable FAPbI<sub>3</sub>-Based Perovskite Solar Cells, *Small Methods*, 2022, **6**, 2101127.
- 38 J. Chung, S. S. Shin, K. Hwang, G. Kim, K. W. Kim, D. S. Lee, W. Kim, B. S. Ma, Y.-K. Kim, T.-S. Kim and J. Seo, Record-efficiency flexible perovskite solar cell and module enabled by a porous-planar structure as an electron transport layer, *Energy Environ. Sci.*, 2020, **13**, 4854–4861.
- 39 B. Taheri, F. De Rossi, G. Lucarelli, L. A. Castriotta, A. Di Carlo, T. M. Brown and F. Brunetti, Laser-Scribing Optimization for Sprayed SnO<sub>2</sub>-Based Perovskite Solar Modules on Flexible Plastic Substrates, *ACS Appl. Energy Mater.*, 2021, **4**, 4507–4518.
- 40 J. B. Zhang, Y. C. Ding, G. C. Jiang, A. C. Flick, Z. Y. Pan, W. J. Scheideler, O. L. Zhao, J. S. P. Chen, L. Yang, N. Rolston and R. H. Dauskardt, Low-temperature sprayed SnO<sub>x</sub> nanocomposite films with enhanced hole blocking for efficient large area perovskite solar cells, *J. Mater. Chem. A*, 2021, **9**, 21332–21339.
- 41 B. Fan, J. Xiong, Y. Zhang, C. Gong, F. Li, X. Meng, X. Hu, Z. Yuan, F. Wang and Y. Chen, A Bionic Interface to Suppress the Coffee-Ring Effect for Reliable and Flexible Perovskite Modules with a Near-90% Yield Rate, *Adv. Mater.*, 2022, **34**, 2201840.
- 42 Y. Li, Q. Yang, M. Li and Y. Song, Rate-dependent interface capture beyond the coffee-ring effect, *Sci. Rep.*, 2016, **6**, 24628.
- 43 J. J. Yoo, G. Seo, M. R. Chua, T. G. Park, Y. Lu, F. Rotermund, Y.-K. Kim, C. S. Moon, N. J. Jeon, J.-P. Correa-Baena, V. Bulović, S. S. Shin, M. G. Bawendi and J. Seo, Efficient perovskite solar cells via improved carrier management, *Nature*, 2021, **590**, 587–593.
- 44 I. Zimmermann, M. Provost, S. Mejaouri, M. Al Atem, A. Blaizot, A. Duchatelet, S. Collin and J. Rousset, Industrially Compatible Fabrication Process of Perovskite-Based Mini-Modules Coupling Sequential Slot-Die Coating and Chemical Bath Deposition, *ACS Appl. Mater. Interfaces*, 2022, **14**, 11636–11644.
- 45 C. Bai, W. Dong, H. Y. Cai, C. P. Zu, W. Yue, H. X. Li, J. Zhao, F. Z. Huang, Y. B. Cheng and J. Zhong, Electrochemical Reduction and Ion Injection of Annealing-Free SnO<sub>2</sub> for High Performance Perovskite Solar Cells, *Adv. Energy Mater.*, 2023, **13**, 2300491.
- 46 Y. Sun, J. Zhang and H. Yu, Room-temperature electrochemically deposited polycrystalline SnO<sub>2</sub> with adjustable work function for high-efficiency perovskite solar cells, *J. Mater. Chem. A*, 2023, **11**, 901–913.
- 47 S. Y. Park and K. Zhu, Advances in SnO<sub>2</sub> for Efficient and Stable n-i-p Perovskite Solar Cells, *Adv. Mater.*, 2022, **34**, 2110438.
- 48 X. Yin, J. Han, Y. Zhou, Y. Gu, M. Tai, H. Nan, Y. Zhou, J. Li and H. Lin, Critical roles of potassium in charge-carrier balance and diffusion induced defect passivation for efficient inverted perovskite solar cells, *J. Mater. Chem. A*, 2019, **7**, 5666–5676.
- 49 X. Yin, L. Song, P. Du, B. Xu and J. Xiong, Cation exchange strategy to construct nanopatterned Zn:NiO<sub>x</sub> electrode with highly conductive interface for efficient inverted perovskite solar cells, *Chem. Eng. J.*, 2023, **457**, 141358.
- 50 A. Kotta, I. Seo, H. S. Shin and H. K. Seo, Room-temperature processed hole-transport layer in flexible inverted perovskite solar cell module, *Chem. Eng. J.*, 2022, **435**, 134805.
- 51 J. Yang, T. Wang, Y. Li, X. Pu, H. Chen, Y. Li, B. Yang, Y. Zhang, J. Zhao, Q. Cao, X. Chen, S. Ghasemi, A. Hagfeldt and X. Li, Overcome Low Intrinsic

- Conductivity of NiOx Through Triazinyl Modification for Highly Efficient and Stable Inverted Perovskite Solar Cells, *Sol. RRL*, 2022, **6**, 2200422.
- 52 L. H. Chou, Y. T. Yu, I. Osaka, X. F. Wang and C. L. Liu, Spray deposition of NiOx hole transport layer and perovskite photoabsorber in fabrication of photovoltaic mini-module, *J. Power Sources*, 2021, **491**, 229586.
- 53 S. H. Zhang, H. Y. Wang, X. Duan, L. Rao, C. X. Gong, B. J. Fan, Z. Xing, X. C. Meng, B. Xie and X. T. Hu, Printable and Homogeneous NiOx Hole Transport Layers Prepared by a Polymer-Network Gel Method for Large-Area and Flexible Perovskite Solar Cells, *Adv. Funct. Mater.*, 2021, **31**, 2106495.
- 54 T. S. Le, D. Saranin, P. Gostishchev, I. Ermanova, T. Komaricheva, L. Luchnikov, D. Muratov, A. Uvarov, E. Vyacheslavova, I. Mukhin, S. Didenko, D. Kuznetsov and A. Di Carlo, All-Slot-Die-Coated Inverted Perovskite Solar Cells in Ambient Conditions with Chlorine Additives, *Sol. RRL*, 2021, **6**, 2100807.
- 55 P.-H. Lee, T.-T. Wu, C.-F. Li, D. Głowienka, Y.-H. Sun, Y.-T. Lin, H.-W. Yen, C.-G. Huang, Y. Galagan, Y.-C. Huang and W.-F. Su, Highly crystalline colloidal nickel oxide hole transport layer for low-temperature processable perovskite solar cell, *Chem. Eng. J.*, 2021, **412**, 128746.
- 56 S. Wang, Y. Li, J. Yang, T. Wang, B. Yang, Q. Cao, X. Pu, L. Etgar, J. Han, J. Zhao, X. Li and A. Hagfeldt, Critical Role of Removing Impurities in Nickel Oxide on High-Efficiency and Long-Term Stability of Inverted Perovskite Solar Cells, *Angew. Chem., Int. Ed.*, 2022, **61**, e202116534.
- 57 H. X. Bao, M. Y. Du, H. Wang, K. Wang, X. K. Zuo, F. Y. Liu, L. Liu, D. Eder, A. Cherevan, S. M. Wang, L. Wan, S. Zhao and S. Z. Liu, Samarium-Doped Nickel Oxide for Superior Inverted Perovskite Solar Cells: Insight into Doping Effect for Electronic Applications, *Adv. Funct. Mater.*, 2021, **31**, 2102452.
- 58 Q. Lian, P. L. Wang, G. Wang, X. Zhang, Y. Huang, D. Li, G. Mi, R. Shi, A. Amini, L. Zhang and C. Cheng, Doping Free and Amorphous NiOx Film via UV Irradiation for Efficient Inverted Perovskite Solar Cells, *Adv. Sci.*, 2022, **9**, 2201543.
- 59 E. Ochoa-Martinez, S. Bijani-Chiquero, M. D. M. de Yuso, S. Sarkar, H. Diaz-Perez, R. Mejia-Castellanos, F. Eickemeyer, M. Gratzel, U. Steiner and J. V. Milic, Nanocrystalline Flash Annealed Nickel Oxide for Large Area Perovskite Solar Cells, *Adv. Sci.*, 2023, **10**, 2302549.
- 60 Y. Liao, F. Fei, B. Li, Y. Li, Y. Xu, S. Wang, X. Fang, L. Li, N. Yuan and J. Ding, Seed-Assisted Cu-Doped Chemical Bath Deposition for Preparing High-Quality NiOx Hole-Transport Layers in Perovskite Solar Cells, *Sol. RRL*, 2023, **7**, 2300364.
- 61 L. Li, W. Shen, C. Yang, Y. Dou, X. Zhu, Y. Dong, J. Zhao, J. Xiao, F. Huang, Y.-B. Cheng and J. Zhong, In-situ monitored chemical bath deposition of planar NiO layer for inverted perovskite solar cell with enhanced efficiency, *J. Mater. Sci. Technol.*, 2023, **133**, 145–153.
- 62 J. Sun, J. Lu, B. Li, L. Jiang, A. S. R. Chesman, A. D. Scully, T. R. Gengenbach, Y.-B. Cheng and J. J. Jasieniak, Inverted perovskite solar cells with high fill-factors featuring chemical bath deposited mesoporous NiO hole transporting layers, *Nano Energy*, 2018, **49**, 163–171.
- 63 S. B. Li, X. Wang, H. Li, J. Fang, D. Z. Wang, G. S. Xie, D. X. Lin, S. S. He and L. B. Qiu, Low-Temperature Chemical Bath Deposition of Conformal and Compact NiOX for Scalable and Efficient Perovskite Solar Modules, *Small*, 2023, **19**, 2301110.
- 64 J. H. Park, J. Seo, S. Park, S. S. Shin, Y. C. Kim, N. J. Jeon, H. W. Shin, T. K. Ahn, J. H. Noh, S. C. Yoon, C. S. Hwang and S. I. Seok, Efficient CH<sub>3</sub> NH<sub>3</sub> PbI<sub>3</sub> Perovskite Solar Cells Employing Nanostructured p-Type NiO Electrode Formed by a Pulsed Laser Deposition, *Adv. Mater.*, 2015, **27**, 4013–4019.
- 65 G. Niu, S. Wang, J. Li, W. Li and L. Wang, Oxygen doping in nickel oxide for highly efficient planar perovskite solar cells, *J. Mater. Chem. A*, 2018, **6**, 4721–4728.
- 66 M. Y. Du, S. Zhao, L. J. Duan, Y. X. Cao, H. Wang, Y. M. Sun, L. K. Wang, X. J. Zhu, J. S. Feng, L. Liu, X. Jiang, Q. S. Dong, Y. T. Shi, K. Wang and S. F. Liu, Surface redox engineering of vacuum-deposited NiOx for top-performance perovskite solar cells and modules, *Joule*, 2022, **6**, 1931–1943.
- 67 J. X. Jiang, A. Mavric, N. Pastukhova, M. Valant, Q. G. Zeng, Z. Y. Fan, B. B. Zhang and Y. B. Li, Coevaporation of Doped Inorganic Carrier-Selective Layers for High-Performance Inverted Planar Perovskite Solar Cells, *Sol. RRL*, 2022, **6**, 2200091.
- 68 H. J. Lee, J. K. Park, J. H. Heo and S. H. Im, Acetylacetonate-TiO<sub>2</sub> Promoted Large Area Compatible Cascade Electron Transport Bilayer for Efficient Perovskite Solar Cells, *Energy Environ. Mater.*, 2023, e12582.
- 69 R. Q. He, S. Q. Nie, X. F. Huang, Y. Z. Wu, R. H. Chen, J. Yin, B. H. Wu, J. Li and N. F. Zheng, Scalable Preparation of High-Performance ZnO-SnO<sub>2</sub> Cascaded Electron Transport Layer for Efficient Perovskite Solar Modules, *Sol. RRL*, 2022, **6**, 2100639.
- 70 M. Kim, J. Jeong, H. Z. Lu, T. K. Lee, F. T. Eickemeyer, Y. H. Liu, I. W. Choi, S. J. Choi, Y. Jo, H. B. Kim, S. I. Mo, Y. K. Kim, H. Lee, N. G. An, S. Cho, W. R. Tress, S. M. Zakeeruddin, A. Hagfeldt, J. Y. Kim, M. Gratzel and D. S. Kim, Conformal quantum dot-SnO<sub>2</sub> layers as electron transporters for efficient perovskite solar cells, *Science*, 2022, **375**, 302–306.
- 71 L. A. Castriotta, F. Matteocci, L. Vesce, L. Cina, A. Agresti, S. Pescetelli, A. Ronconi, M. Löffler, M. M. Stylianakis, F. Di Giacomo, P. Mariani, M. Stefanelli, E. M. Speller, A. Alfano, B. Paci, A. Generosi, F. Di Fonzo, A. Petrozza, B. Rellinghaus, E. Kymakis and A. Di Carlo, Air-Processed Infrared-Annealed Printed Methylammonium-Free Perovskite Solar Cells and Modules Incorporating Potassium-Doped Graphene Oxide as an Interlayer, *ACS Appl. Mater. Interfaces*, 2021, **13**, 11741–11754.

- 72 S. Pescetelli, A. Agresti, S. Razza, H. Pazniak, L. Najafi, F. Bonaccorso and A. Di Carlo, Synergic use of two-dimensional materials to tailor interfaces in large area perovskite modules, *Nano Energy*, 2022, **95**, 107019.
- 73 H. Guo, X. Yang, J. Zhu, Z. F. An, O. Y. Gong, Z. J. Li, P. J. Yoo, S. Kim, G. S. Han and H. S. Jung, Bifunctional modified biopolymer for highly efficient and stable perovskite solar cells and modules, *Chem. Eng. J.*, 2023, **460**, 141699.
- 74 Y. G. Yang, L. F. Yang, S. L. Feng, Y. C. Niu, X. X. Li, L. W. Cheng, L. N. Li, W. M. Qin, T. T. Wang, Q. Xu, H. Dong, H. Z. Lu, T. S. Qin and W. Huang, Active SnO<sub>2</sub> Crystal Planes Enable Efficient and Ultra-Bendable n-i-p Perovskite Solar Cells with Record Certificated Power Conversion Efficiency, *Adv. Energy Mater.*, 2023, **13**, 2300661.
- 75 Y. Q. Hu, Z. Y. He, X. R. Jia, W. K. Zhao, S. F. Zhang, M. M. Jiao, Q. F. Xu, D. H. Wang, C. A. L. Yang, G. L. Yuan and L. Y. Han, Modification of SnO<sub>2</sub> with Phosphorus-Containing Lewis Acid for High-Performance Planar Perovskite Solar Cells with Negligible Hysteresis, *Sol. RRL*, 2022, **6**, 2100942.
- 76 G. Q. Tong, J. H. Zhang, T. L. Bu, L. K. Ono, C. Y. Zhang, Y. Q. Liu, C. F. Ding, T. H. Wu, S. Mariotti, S. Kazaoui and Y. B. Qi, Holistic Strategies Lead to Enhanced Efficiency and Stability of Hybrid Chemical Vapor Deposition Based Perovskite Solar Cells and Modules, *Adv. Energy Mater.*, 2023, **13**, 2300153.
- 77 W. Dong, C. Zhu, C. Bai, Y. Ma, L. Lv, J. Zhao, F. Huang, Y.-B. Cheng and J. Zhong, Low-Cost Hydroxyacid Potassium Synergists as an Efficient In Situ Defect Passivator for High Performance Tin-Oxide-Based Perovskite Solar Cells, *Angew. Chem., Int. Ed.*, 2023, **62**, e202302507.
- 78 G. Q. Tong, L. K. Ono, Y. Q. Liu, H. Zhang, T. L. Bu and Y. B. Qi, Up-Scalable Fabrication of SnO<sub>2</sub> with Multifunctional Interface for High Performance Perovskite Solar Modules, *Nano-Micro Lett.*, 2021, **13**, 155.
- 79 P. Lv, Y. F. Yang, N. Li, Y. X. Zhang, M. Hu, B. Huang, Y. Q. Zhu, Y. L. Wang, J. Y. Pan, S. F. Wang, B. Zhang, F. Z. Huang, Y. B. Cheng and J. F. Lu, Hypervalent potassium xanthate modified SnO<sub>2</sub> for highly efficient perovskite solar modules, *Chem. Eng. J.*, 2023, **456**, 140894.
- 80 Z. Y. Wu, J. Z. Su, N. Y. Chai, S. Y. Cheng, X. Y. Wang, Z. L. Zhang, X. L. Liu, H. Zhong, J. F. Yang, Z. P. Wang, J. B. Liu, X. Li and H. Lin, Periodic Acid Modification of Chemical-Bath Deposited SnO<sub>2</sub> Electron Transport Layers for Perovskite Solar Cells and Mini Modules, *Adv. Sci.*, 2023, **10**, 2300010.
- 81 C. Y. Li, Y. Zhang, X. J. Zhang, P. Zhang, X. D. Yang and H. Chen, Efficient Inverted Perovskite Solar Cells with a Fill Factor Over 86% via Surface Modification of the Nickel Oxide Hole Contact, *Adv. Funct. Mater.*, 2023, **33**, 2214774.
- 82 H. Y. Wang, Z. Q. Huang, S. Q. Xiao, X. C. Meng, Z. Xing, L. Rao, C. X. Gong, R. S. Wu, T. Hu, L. C. Tan, X. T. Hu, S. H. Zhang and Y. W. Chen, An in situ bifacial passivation strategy for flexible perovskite solar module with mechanical robustness by roll-to-roll fabrication, *J. Mater. Chem. A*, 2021, **9**, 5759–5768.
- 83 Q. Liu, P. Lv, Y. L. Wang, Y. Q. Zhu, M. Hu, F. Z. Huang, Y. B. Cheng and J. F. Lu, Impact of Nickel Oxide/Perovskite Interfacial Contact on the Crystallization and Photovoltaic Performance of Perovskite Solar Cells, *Sol. RRL*, 2022, **6**, 2200232.
- 84 B. F. Niu, H. R. Liu, Y. C. Huang, E. Gu, M. X. Yan, Z. Q. Shen, K. R. Yan, B. Y. Yan, J. Z. Yao, Y. J. Fang, H. Z. Chen and C. Z. Li, Multifunctional Hybrid Interfacial Layers for High-Performance Inverted Perovskite Solar Cells, *Adv. Mater.*, 2023, **35**, 2212258.
- 85 L. D. Li, Y. R. Wang, X. Y. Wang, R. X. Lin, X. Luo, Z. Liu, K. Zhou, S. B. Xiong, Q. Y. Bao, G. Chen, Y. X. Tian, Y. Deng, K. Xiao, J. L. Wu, M. I. Saidaminov, H. Z. Lin, C. Q. Ma, Z. S. Zhao, Y. J. Wu, L. J. Zhang and H. R. Tan, Flexible all-perovskite tandem solar cells approaching 25% efficiency with molecule-bridged hole-selective contact, *Nat. Energy*, 2022, **7**, 708–717.
- 86 S. Mariotti, E. Köhnen, F. Scheler, K. Sveinbjörnsson, L. Zimmermann, M. Piot, F. Yang, B. Li, J. Warby, A. Musiienko, D. Menzel, F. Lang, S. Keßler, I. Levine, D. Mantione, A. Al-Ashouri, M. S. Härtel, K. Xu, A. Cruz, J. Kurpiers, P. Wagner, H. Köbler, J. Li, A. Magomedov, D. Mecerreyes, E. Unger, A. Abate, M. Stollerfoht, B. Stannowski, R. Schlatmann, L. Korte and S. Albrecht, Interface engineering for high-performance, triple-halide perovskite–silicon tandem solar cells, *Science*, 2023, **381**, 63–69.
- 87 E. Aydin, E. Ugur, B. K. Yildirim, T. G. Allen, P. Dally, A. Razzaq, F. Cao, L. Xu, B. Vishal, A. Yazmaciyan, A. A. Said, S. Zhumagali, R. Azmi, M. Babics, A. Fell, C. Xiao and S. De Wolf, Enhanced optoelectronic coupling for perovskite-silicon tandem solar cells, *Nature*, 2023, DOI: [10.1038/s41586-023-06667-4](https://doi.org/10.1038/s41586-023-06667-4).
- 88 Q. Ma, J. Qiu, Y. Yang, F. Tang, Y. Zeng, N. Ma, B. Yu, F. Lu, C. Liu, A. Lambertz, W. Duan, K. Ding and Y. Mai, Solvents incubated  $\pi$ - $\pi$  stacking in hole transport layer for perovskite-silicon 2-terminal tandem solar cells with 27.21% efficiency, *J. Energy Chem.*, 2023, **82**, 25–30.
- 89 A. R. M. Alghamdi, M. Yanagida, Y. Shirai, G. G. Andersson and K. Miyano, Surface Passivation of Sputtered NiO (x) Using a SAM Interface Layer to Enhance the Performance of Perovskite Solar Cells, *ACS Omega*, 2022, **7**, 12147–12157.
- 90 Z. Jiang, D. Wang, J. Sun, B. Hu, L. Zhang, X. Zhou, J. Wu, H. Hu, J. Zhang, W. C. H. Choy and B. Xu, Quenching Detrimental Reactions and Boosting Hole Extraction via Multifunctional NiO(x) /Perovskite Interface Passivation for Efficient and Stable Inverted Solar Cells, *Small Methods*, 2023, 2300241.
- 91 X. Zhang, W. M. Qiu, S. Aperi, S. Singh, P. Marchezi, W. Y. Song, C. Sternemann, K. Elkhoully, D. Zhang, A. Aguirre, T. Merckx, A. Krishna, Y. Y. Shi, A. Brancesco,

- C. van Helvoirt, F. Bens, V. Zardetto, J. D'Haen, A. R. Yu, G. Brocks, T. Aernouts, E. Moons, S. X. Tao, Y. Q. Zhan, Y. H. Kuang and J. Poortmans, Minimizing the Interface-Driven Losses in Inverted Perovskite Solar Cells and Modules, *ACS Energy Lett.*, 2023, **8**, 2532–2542.
- 92 Z. Peng, Z. Zuo, Q. Qi, S. Hou, Y. Fu and D. Zou, Managing the Double-Edged Sword of Ni<sup>3+</sup> in Sputter-Deposited NiOx by Interfacial Redox Reactions for Efficient Perovskite Solar Cells, *ACS Appl. Energy Mater.*, 2023, **6**, 1396–1403.
- 93 S. Zhumagali, F. H. Isikgor, P. Maity, J. Yin, E. Ugur, M. De Bastiani, A. S. Subbiah, A. J. Mirabelli, R. Azmi, G. T. Harrison, J. Troughton, E. Aydin, J. Liu, T. Allen, A. U. Rehman, D. Baran, O. F. Mohammed and S. De Wolf, Linked Nickel Oxide/Perovskite Interface Passivation for High-Performance Textured Monolithic Tandem Solar Cells, *Adv. Energy Mater.*, 2021, **11**, 2101662.
- 94 X. Zhu, C. F. J. Lau, K. Mo, S. Cheng, Y. Xu, R. Li, C. Wang, Q. Zheng, Y. Liu, T. Wang, Q. Lin and Z. Wang, Inverted planar heterojunction perovskite solar cells with high ultraviolet stability, *Nano Energy*, 2022, **103**, 107849.
- 95 M. Dussouillez, S. J. Moon, M. Mensi, C. M. Wolff, Y. P. Liu, J. H. Yum, B. A. Kamino, A. Walter, F. Sahli, L. Lauber, G. Christmann, K. Sivula, Q. Jeangros, C. Ballif, S. Nicolay and A. Paracchino, Understanding and Mitigating the Degradation of Perovskite Solar Cells Based on a Nickel Oxide Hole Transport Material during Damp Heat Testing, *ACS Appl. Mater. Interfaces*, 2023, **15**, 27941–27951.
- 96 H. R. Liu, K. R. Yan, J. Rao, Z. Chen, B. F. Niu, Y. C. Huang, H. X. Ju, B. Y. Yan, J. Z. Yao, H. M. Zhu, H. Z. Chen and C. Z. Li, Self-Assembled Donor-Acceptor Dyad Molecules Stabilize the Heterojunction of Inverted Perovskite Solar Cells and Modules, *ACS Appl. Mater. Interfaces*, 2022, **14**, 6794–6800.
- 97 Y. Wang, H. Ju, T. Mahmoudi, C. Liu, C. Zhang, S. Wu, Y. Yang, Z. Wang, J. Hu, Y. Cao, F. Guo, Y.-B. Hahn and Y. Mai, Cation-size mismatch and interface stabilization for efficient NiOx-based inverted perovskite solar cells with 21.9% efficiency, *Nano Energy*, 2021, **88**, 106285.
- 98 M. Jeong, I. W. Choi, K. Yim, S. Jeong, M. Kim, S. J. Choi, Y. Cho, J.-H. An, H.-B. Kim, Y. Jo, S.-H. Kang, J.-H. Bae, C.-W. Lee, D. S. Kim and C. Yang, Large-area perovskite solar cells employing spiro-Naph hole transport material, *Nat. Photonics*, 2022, **16**, 119–125.
- 99 J. Xu, Q. Xiong, X. Huang, P. Sun, Q. Zhou, Y. Du, Z. Zhang and P. Gao, Symmetry-Breaking Induced Dipole Enhancement for Efficient Spiro-Type Hole Transporting Materials: Easy Synthesis with High Stability, *Small*, 2023, **19**, 2206435.
- 100 S. You, H. Zeng, Y. Liu, B. Han, M. Li, L. Li, X. Zheng, R. Guo, L. Luo, Z. Li, C. Zhang, R. Liu, Y. Zhao, S. Zhang, Q. Peng, T. Wang, Q. Chen, F. T. Eickemeyer, B. Carlsen, S. M. Zakeeruddin, L. Mai, Y. Rong, M. Grätzel and X. Li, Radical polymeric p-doping and grain modulation for stable, efficient perovskite solar modules, *Science*, 2023, **379**, 288–294.
- 101 Y. Kim, G. Kim, E. Y. Park, C. S. Moon, S. J. Lee, J. J. Yoo, S. Nam, J. Im, S. S. Shin, N. J. Jeon and J. Seo, Alkylammonium bis(trifluoromethylsulfonyl)imide as a dopant in the hole-transporting layer for efficient and stable perovskite solar cells, *Energy Environ. Sci.*, 2023, **16**, 2226–2238.
- 102 S. Zhang, F. Ye, X. Wang, R. Chen, H. Zhang, L. Zhan, X. Jiang, Y. Li, X. Ji, S. Liu, M. Yu, F. Yu, Y. Zhang, R. Wu, Z. Liu, Z. Ning, D. Neher, L. Han, Y. Lin, H. Tian, W. Chen, M. Stolterfoht, L. Zhang, W.-H. Zhu and Y. Wu, Minimizing buried interfacial defects for efficient inverted perovskite solar cells, *Science*, 2023, **380**, 404–409.
- 103 E. Li, C. Liu, H. Lin, X. Xu, S. Liu, S. Zhang, M. Yu, X.-M. Cao, Y. Wu and W.-H. Zhu, Bonding Strength Regulates Anchoring-Based Self-Assembly Monolayers for Efficient and Stable Perovskite Solar Cells, *Adv. Funct. Mater.*, 2021, **31**, 2103847.
- 104 W. Shi, Q. Zhuang, R. Zhou, X. Hou, X. Zhao, J. Kong and M. J. Fuchter, Enantiomerically Pure Fullerenes as a Means to Enhance the Performance of Perovskite Solar Cells, *Adv. Energy Mater.*, 2023, **13**, 2300054.