

# Soft Matter

Accepted Manuscript



This is an *Accepted Manuscript*, which has been through the Royal Society of Chemistry peer review process and has been accepted for publication.

*Accepted Manuscripts* are published online shortly after acceptance, before technical editing, formatting and proof reading. Using this free service, authors can make their results available to the community, in citable form, before we publish the edited article. We will replace this *Accepted Manuscript* with the edited and formatted *Advance Article* as soon as it is available.

You can find more information about *Accepted Manuscripts* in the [Information for Authors](#).

Please note that technical editing may introduce minor changes to the text and/or graphics, which may alter content. The journal's standard [Terms & Conditions](#) and the [Ethical guidelines](#) still apply. In no event shall the Royal Society of Chemistry be held responsible for any errors or omissions in this *Accepted Manuscript* or any consequences arising from the use of any information it contains.

Cite this: DOI: 10.1039/xxxxxxxxxx

## Understanding the Onset of Oscillatory Swimming in Microchannels<sup>†</sup>

Joost de Graaf,<sup>\*a</sup> Arnold J.T.M. Mathijssen,<sup>b</sup> Marc Fabritius,<sup>a</sup> Henri Menke,<sup>a</sup> Christian Holm,<sup>a</sup> and Tyler N. Shendruk<sup>b</sup>

Received Date

Accepted Date

DOI: 10.1039/xxxxxxxxxx

www.rsc.org/journalname

**Self-propelled colloids (swimmers) in confining geometries follow trajectories determined by hydrodynamic interactions with the bounding surfaces. However, typically these interactions are ignored or truncated to lowest order. We demonstrate that higher-order hydrodynamic moments cause rod-like swimmers to follow oscillatory trajectories in quiescent fluid between two parallel plates, using a combination of lattice-Boltzmann simulations and far-field calculations. This behavior occurs even far from the confining walls and does not require lubrication results. We show that a swimmer's hydrodynamic quadrupole moment is crucial to the onset of the oscillatory trajectories. This insight allows us to develop a simple model for the dynamics near the channel center based on these higher hydrodynamic moments, and suggests opportunities for trajectory-based experimental characterization of swimmers' hydrodynamic properties.**

The locomotion of self-propelled particles (swimmers) typically occurs at boundaries or under confinement. Accurately describing the effect of confinement on swimmers is therefore of significant interest to understanding the behavior of microorganisms and artificial swimmers. In modelling these systems, hydrodynamic interactions (HIs) are often ignored, which is a valid approximation in some cases, such as when microbial swimmers' run-and-tumble dynamics dominate<sup>1</sup>. However, HIs can play an important role, e.g., see Refs.<sup>2–6</sup>, and therefore cannot be *a priori* ignored in modelling. Recent experiments on self-phoretic colloidal swim-

mers have shown that their orientation is strongly influenced by HIs due to the presence of a wall<sup>7</sup>. However, there is ongoing debate on the importance of near-wall effects and the level at which to truncate the hydrodynamic moment expansion<sup>8</sup>.

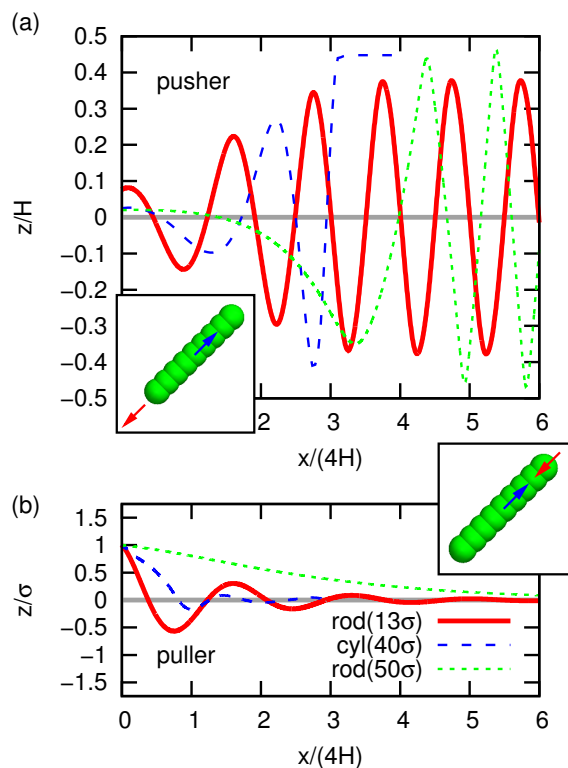
A specific example of this are the helical and oscillatory trajectories of single swimmers in confining geometries as observed experimentally by Jana *et al.*<sup>5</sup> and in simulations<sup>9–11</sup>. Such oscillatory trajectories appear to be common place, having been reproduced by many models, and independent of specific swimmer type. However, a physical understanding of these oscillations remains wanting. It is indisputable that the oscillations do not arise simply from the lowest order hydrodynamics, which result in direct attraction to surfaces<sup>12</sup>, while the inclusion of higher-order modes can lead to more complex behavior<sup>8,13</sup>. Although observed in confined quiescent fluids, these oscillatory trajectories are reminiscent of those observed in the rheotaxis of swimmers subjected to external flows<sup>14</sup>, which result primarily from the interplay between the flow and persistent particle motion due to self-propulsion. Zöttl and Stark indicate that near-field lubrication theory can be used when there is no externally applied flow to describe such trajectories<sup>15,16</sup>. Yet, the observations of Zhu *et al.* demonstrate that oscillatory trajectories arise in a channel that is three times as wide as the self-propelled particle. Additionally, the trajectories of squirmers close to single walls in quiescent fluid show oscillations<sup>17</sup>, which have been explained by the competition between far-field HIs and short-ranged wall-swimmer potentials<sup>18</sup>. Thus, there is a clear need to establish to what extent the observation of oscillatory trajectories in systems with confinement originate from a near- or far-field effect and, in conjunction, to assess the importance of higher-order hydrodynamic modes.

In this manuscript, we demonstrate that the onset of time-varying oscillatory trajectories in systems confined within a channel and without external flow can be well-understood using far-field theory<sup>19</sup>. We investigate the specific case of two parallel infinite plates that enclose the fluid and a single rod-shaped swimmer, using our lattice-Boltzmann (LB) 'raspberry' force/counter-

<sup>a</sup> Institute for Computational Physics, University of Stuttgart, Allmandring 3, 70569 Stuttgart, Germany. E-mail: jgraaf@icp.uni-stuttgart.de

<sup>b</sup> The Rudolf Peierls Centre for Theoretical Physics, 1 Keble Road, Oxford, OX1 3NP, United Kingdom.

<sup>†</sup> Electronic Supplementary Information (ESI) available: The ESI gives additional details of the calculations and supporting figures, as well as two movies of the oscillatory swimming of self-propelled rods in microchannels. See DOI: 10.1039/b000000x/



**Fig. 1** The trajectory of swimmers between two parallel plates with separation  $H$ . The horizontal displacement  $x$  and vertical position  $z$  are given for a swimmer that is initially oriented parallel to the walls and at  $z = 1\sigma$ , with  $\sigma$  the MD unit of length (LB lattice size) and  $z = 0$  the center of the channel. (a) The results for pushers: rod for  $H = 13\sigma$  (red, solid), cylinder for  $H = 40\sigma$  (blue, dashed), and rod for  $H = 50\sigma$  (green, dots). The inset shows a schematic representation of the raspberry rod-swimmer (scaled for  $H = 13\sigma$ ), the force is indicated in red and counter force in blue. (b) The results for pullers, otherwise the systems are the same. The ESI contains a companion figure showing the evolution of the angle  $\phi$  for these swimmers.

force formalism<sup>20</sup> (Fig. 1; insets). We have previously shown that the rod-shaped LB swimmers have well-defined higher-order hydrodynamic moments<sup>20</sup>; see Table 1 for representations of the first five moments. These simulations conclusively show that a puller-type rod that starts far from the wall but off-center follows a damped oscillatory trajectory towards the middle of the channel, whereas a pusher-type rod moves between the walls along a sinusoidal path with increasing amplitude. Surprisingly, the oscillations are observable even for plate separations as great as ten times the length of the rod. We explain these observations within the framework of our far-field hydrodynamic theory: the dipole and octupole moments induce hydrodynamic forces towards the center (puller) or towards the walls (pusher), while the quadrupole moment causes pure oscillatory motion. The oscillatory trajectories within plate confinement thus provides an indirect means to characterize the hydrodynamic properties of swimmers, which would grant access to moments beyond those that can be obtained from lattice swimming<sup>21</sup> or tracer paths<sup>20</sup>.

We consider two raspberry swimmers (rod and cylinder) in the main text to study the movement of shape-anisotropic swimmers under confinement using our ESPResSo LB implementa-

tion<sup>20,22</sup>. Their construction and characterization in terms of hydrodynamic moments, as well as the fluid and coupling parameters, are introduced in Refs.<sup>20,23</sup> and detailed in the ESI. Our swimming model's essential aspect is that a force is applied to the body, consisting of many fluid-particle coupling points, and the system is made force free by applying an equal and opposite force to the fluid, see the insets in Fig. 1. This coupling gives rise to a series of hydrodynamic modes for anisotropic particles<sup>20</sup>.

These raspberry particles are placed in an LB fluid between two parallel (no-slip) bounce-back plates, with normals in the  $\hat{z}$  direction, separated by a distance  $H$ . The fluid domain is periodic in the other two ( $xy$ ) directions. The vertical position of the swimmer's center of mass (CM) is indicated using  $z \in [-H/2, H/2]$ , with  $z = 0$  the middle of the channel. Lateral displacement is given by  $x$  and measured from the swimmer's initial position ( $x = 0$ ) — our trajectories are straight in the  $xy$ -plane. Finally, the angle of the swimmer's director  $\hat{p}$  (which points along the main axis) with the plate normal  $\hat{z}$  is given by  $\phi \in [-\pi/2, \pi/2]$ , with  $\phi = 0$  swimming parallel to the plates. To prevent the swimmers from penetrating the wall, we imposed a short-ranged (almost hard) Weeks-Chandler-Anderson (WCA) interaction between the raspberry swimmers and the walls (ESI). This wall-swimmer interaction is necessary as our LB algorithm does not explicitly account for near-wall lubrication corrections<sup>23</sup>. All of the results shown in the main text employ a WCA diameter  $d = \sigma$ , with  $\sigma$  the LB lattice size. We limit the swimming speed to ensure the low Reynolds number regime,  $Re < 0.01$ .

Figure 1 and the supplemental movies (ESI) demonstrate the onset of oscillatory trajectories. These are representative sample swimmer trajectories, where the swimmers start off-center and oriented parallel to the plates. Both the rod and cylinder models of pushers and pullers display time-varying oscillatory behavior. In the specific case of our rods, the wavelength of the oscillations is  $\lambda \approx 4H$ . All pushers move towards the wall and the pullers move towards the center of the plates. After only a few periods, these pullers move along the centreline of the channel and these pushers have arrived in the near-wall region, where swimmer specific details and lubrication corrections would be required to accurately predict dynamics. Oscillations are observed for all cylinder and rod swimmers in plate separations that we could simulate ( $5\sigma \leq H \leq 50\sigma$ ). The rod is  $\sim 5\sigma$  in length, thus the oscillatory trajectories arise in systems with a channel height to particle size ratio up to at least 10.

To verify the generality of the initial oscillations, we considered several initial positions  $z$  and orientations  $\phi$  for rod pusher and puller swimmers. We found that depending on the type of swimmer and its initial position/orientation, several oscillations in the physical regime can be observed, before near-wall effects cannot be ignored. We further showed that oscillations for rod-like swimmers appear for a large range in rod aspect ratios (ESI). At long times the LB pusher rods display a limit cycle, whereas the pusher cylinder does not. To what extent such a limit cycle (Fig. 1a; solid red curve) or sliding dynamics (Fig. 1a; dashed blue curve) might be physical is not considered here, as algorithmic artifacts close to the walls impact the near-wall dynamics. The ESI provides a discussion of these limitations and this work does not confirm their

physical nature<sup>11</sup>. However, our results establish that the initial oscillations before the rod comes close to the wall (a proximity of  $\sim 2\sigma$ ) are physical. It is this onset of oscillatory trajectories that we concern ourselves with here and subject to theoretical analysis in the following.

We model the raspberry swimmers theoretically as ellipsoids with aspect ratio  $\gamma$ , position  $\vec{r}$  and orientation  $\hat{p} = (\cos \phi, 0, \sin \phi)$ . Due to its motion, the swimmer generates a flow field  $\vec{u}$ , which we define in terms of a multipole expansion of the Stokeslet flow solution. Spagnolie *et al.* argue that far-field HIs give surprisingly accurate results, when compared to theory that includes a finite-size correction to more accurately account for near-field effects, even for small swimmer-wall separations<sup>8</sup>. Hence, the flow at position  $\vec{x}$  generated by the force-free and torque-free swimmer is

$$\vec{u}(\vec{x}, \vec{r}, \hat{p}) = \kappa \vec{u}_D + \nu \vec{u}_Q + \mu \vec{u}_{SD} + o_1 \vec{u}_{O_1} + o_2 \vec{u}_{O_2} + \dots \quad (1)$$

Here,  $\vec{u}_D$  is the Stokes dipole that models the force balance between propulsion and drag,  $\vec{u}_Q$  is the quadrupole that represents the fore-aft asymmetry of the propulsion mechanism,  $\vec{u}_{SD}$  is the quadrupolar source doublet that is associated with the finite size of the swimmer, and  $\vec{u}_{O_1}$  and  $\vec{u}_{O_2}$  are the two octupolar terms (ESI). The shape of these moments in bulk is shown in Table 1. Note that this is a point-based expansion, which should not be confused with the squirmer expansion for finite-sized spheres; in the far-field these expansions can be mapped onto each other.

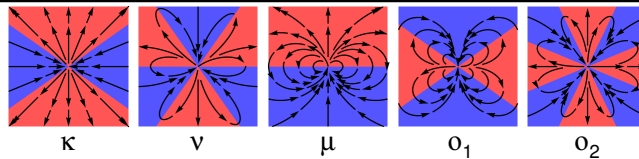
The effect of the confining walls (two parallel no-slip plates) is now accounted for by the method of images, where we truncate the approximation after four image systems on each side of the microchannel. Subsequently, the flow wall-induced flow advects and reorients the swimmer according to the Faxén relations, resulting in the translational and angular velocities  $\vec{v}_{HI}$  and  $\vec{\Omega}_{HI}$  (ESI). In Ref.<sup>19</sup> details are given of the procedure by which to obtain these velocities in terms of the multipole coefficients. The swimmer's equations of motion are given by

$$\dot{\vec{r}} = v_s \vec{p} + \vec{v}_{HI}, \quad \dot{\hat{p}} = \vec{\Omega}_{HI} \times \hat{p}, \quad (2)$$

where  $v_s$  is the autonomous swimming speed, and the velocities  $\vec{v}_{HI}$  and  $\vec{\Omega}_{HI}$  are functions of the multipole coefficients.

To predict the swimmer dynamics of Fig. 1 theoretically, we integrate the equations of motion (2). Here, we use the same swimming speed and initial conditions as in the LB simulations, but we allow the multipole coefficients to vary about their measured values. We can thus fit the multipole coefficients via a least-squares method. To obtain the best agreement with the measured trajectory, we used the four initial oscillations (ESI). The 3<sup>rd</sup> and 5<sup>th</sup> columns of Table 1 show the multipole coefficients found in this manner for swimmers of the rod and cylinder type, respectively. Using only a single oscillation leads to a change in the fitted values of  $\sim 20\%$ , showing our method to be robust and requiring only fragments of a trajectory to be effective. In addition, we verified that the result of the fitting was independent of the height  $H$  of the channel, eliminating the possibility of boundary artifacts. In our previous work<sup>20</sup>, we obtained the multipole coefficients directly from the flow field of the swimmers in our LB simulations by means of projection via a Legendre-Fourier de-

↓ Coefficient	Rod		Cylinder	
	LB	theory	LB	Theory
$\kappa$	$\pm 0.013$	$\pm 0.0153$	$\pm 0.027$	$\pm 0.0312$
$\nu$	0.038	0.0294	0.21	0.194
$\mu$	0.0	0.0	0.0	0.0
$o_1$	0.0	0.0	0.0	0.0
$o_2$	$\pm 0.113$	$\pm 0.1256$	$\pm 2.11$	$\pm 2.176$
$v_s$	0.0025	0.0025	0.0010	0.0010



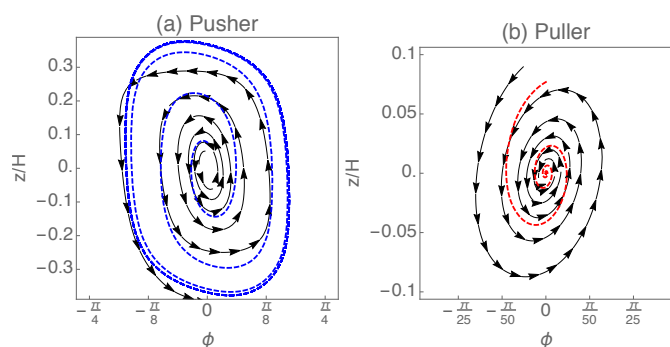
**Table 1** Multipole moments of the swimmer-generated flow field for the two swimmer types: the rod and the cylinder. The columns labelled 'LB' provide the values measured in our previous study by means of Legendre-Fourier decomposition in a close-to-bulk system with periodic boundary conditions<sup>20</sup>. The columns labelled 'theory' provide the moments fitted from the trajectory in our confining geometry by using the theoretical model (2). Values are given in LB simulation units, and the positive/negative signs correspond to pusher and puller swimmers, respectively. The bottom row shows representations of the flow field of the first five hydrodynamic moments in bulk: dipole  $\kappa$ , quadrupole  $\nu$ , source dipole  $\mu$ , source octupole  $o_1$ , and octupole  $o_2$ . The arrows are stream lines and the colors indicate flow away from (red) or towards (blue) the swimmer.

composition. These values are listed in the 2<sup>nd</sup> and 4<sup>th</sup> columns of Table 1, respectively. The projection was carried out in the absence of confinement, using a large simulation box with periodic boundary conditions, for which the finite-size effects differ strongly from those of the confining geometry. There is excellent correspondence between the two measurements of the hydrodynamic moments for both swimmer shapes. This demonstrates the applicability of far-field theory to describe the onset of the observed oscillatory trajectories. The far-field result is accurate until the swimmer-wall distance becomes too small.

Let us now focus on the general features of the theoretical model and analyze the impact of the various hydrodynamic moments on the motion of the swimmer. Firstly, our calculations confirm that the pusher swimmer ( $\kappa > 0$ ) undergoes oscillatory trajectories that move away from the center of the channel, and pullers ( $\kappa < 0$ ) converge towards the centerline. However, oscillations about the center only occur if the quadrupolar terms are included, and the oscillation wavelength decreases with the associated quadrupolar coefficients  $\nu$  and  $\mu$ . A spherical swimmer with  $\nu = \mu = 0$ <sup>20</sup> does not display such oscillations. The octupolar contributions further control the damping and growth of the trajectories, where the positive signs of  $o_1$  and  $o_2$  correspond to motion towards the boundaries. The aspect ratio  $\gamma$  leads only to a second-order correction in the theory. That is, the hydrodynamic moments dominate the dynamics of the swimmer, therefore rods with different aspect ratios still show similar oscillations (ESI).

The dynamical system can be understood further by considering the motion of the swimmer in phase space. Due to the translational invariance in the  $x$  and  $y$  coordinates, the equations of motion can be reduced to two coupled first-order PDEs in  $(\phi, z)$  space,



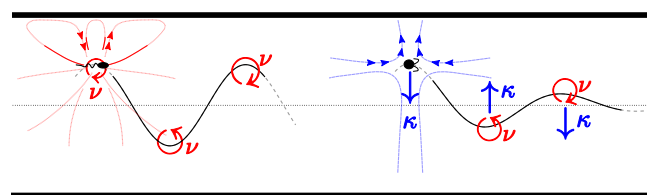


**Fig. 2** Trajectories of swimmers in  $(\phi, z)$  phase space, for a rod-type pusher (a) and puller (b) with a wall separation of  $H = 13\sigma$ . The LB simulation data are shown as thick, dashed, blue and red lines. The theoretical predictions are superimposed as black arrows.

next to the uncoupled equation for the  $x$  coordinate. Figure 2 shows the LB swimmer trajectories in phase space, superimposed with the theoretical model, where the fitted multipole moments in Table 1 have been used. The dipolar term leads to a star-type fixed point (curves radiating from a point) at the origin, that is stable for pullers and unstable for pushers. The oscillatory motion due to the quadrupolar contributions corresponds to a circle-type phase-space trajectory (closed loops around a point) centered on the origin. Together the dipole and quadrupole produce a spiral. For pushers, the trajectories spiral outwards (Fig. 2a), and inwards for pullers (Fig. 2b). The theoretical predictions do not show a limit cycle in Fig. 2. Both the far-field framework and the LB method are unable to adequately capture hydrodynamic interactions in the near-wall region and further study of this region, where both lubrication corrections<sup>15</sup> and short-ranged potentials<sup>18</sup> can play a role, is required.

Our result shows that movement of a swimmer under confinement can in principle be used to quantitatively determine the hydrodynamic moments, even up to the octupolar moment as shown here. Specifically, about one period is the minimum path length required to fit these modes to within 20%. This suggests that our method has applicability to experimental systems where thermal noise and tumbling can effect the trajectory. The presence of these sources of noise would require ensemble averaging trajectories in  $(\phi, z)$  space, which can then be fitted using our procedure. Noise also implies that parts of the trajectory will occur many times during measurements, meaning the near-wall dynamics in which we observed a limit cycle, does not play an important role. One simply averages many different trajectories away from the wall to improve the fitting statistics.

A physical intuition for the onset of oscillatory swimming can be distilled from the LB simulations and far-field hydrodynamic description by considering the trajectory of a swimmer initially set at  $z_0$  near the centerline and oriented parallel to the walls (Fig. 3). Since our raspberry swimmers have large quadrupolar moments ( $v \sim 10^{-1}$ ), we first consider only the flow fields generated by the positive quadrupole. This flow serves to rotate the swimmer away from the nearest wall, as shown schematically in Fig. 3a. The continual rotation away from the nearest wall establishes the oscillatory



**Fig. 3** Illustration of the mechanisms of oscillatory swimmer motion in microchannels. (a) Quadrupolar moment only. The HI rotates the swimmer away from the nearest wall resulting in an oscillatory trajectory. (b) Quadrupole and puller-type dipole. The dipole pushes the swimmer away from the nearest wall, decreasing the oscillation amplitude.

lations. By linearly expanding the equations of motion (2) about the centerline, the micro-swimmer dynamics can be captured by a linear system of coupled differential equations (ESI). Whenever there is only a quadrupolar flow field, the trajectory is approximated to be simple oscillatory motion  $z(t) \approx z_0 \cos(\omega t)$  with angular frequency  $\omega = 4(3v v_s/H^5)^{1/2}$  and wavelength  $\lambda \approx 2\pi v_s/\omega$ . Although  $\mu = 0$  in this study, a source dipole moment also leads to simple oscillations (ESI). This also theoretically explains the observations of persistent oscillations for neutral squirmers made by Zhu *et al.*<sup>9</sup>, even though there are differences in the confining geometry. Next we add the dipolar term to the expansion

$$z(t) \approx z_0 e^{\alpha t} \cos(\omega t) \quad (3)$$

where  $\alpha = 3\kappa/H^3$ , which is negative for pullers. The dipolar term also modifies the frequency  $\omega$  due the wall-induced rotation  $\bar{\Omega}_{\text{HI}}$ , but this effect is negligible if  $v \gg 81\kappa^2/(48Hv_s)$ , which is the case here. A pusher also obeys equation (3) but with  $\alpha > 0$  and exponentially growing amplitudes, which leads to a rapid breakdown of the near-centerline assumption. The sensitivity of oscillations to channel height is unmistakable in the  $\exp(H^{-3})$ -dependence of (3) reflecting the fact that the essential hydrodynamic moments are high order. Whereas higher order moments are required to predict the oscillation wavelength and damping factor quantitatively, the dipolar and quadrupolar moments can be fit from the dynamics using (3) with a error margin of  $\sim 40\%$  compared to the LB-measured values. Hence, (1)-(3) allow for characterization of the swimmer's hydrodynamic properties based on experimental trajectories and can be readily transferred to the observations made by Zhu *et al.*<sup>9</sup>. Likewise, LB raspberry simulations can be extended to more complex 3D geometries such as square channels and round tubes, in which we observed helical motion (ESI).

In conclusion, we have studied the onset of oscillatory motion of swimmers in microchannels without externally applied flow and in an otherwise quiescent medium using both LB simulations and hydrodynamic theory. The pusher-type swimmers follow a sinusoidal trajectory with increasing amplitude, whereas pullers perform a damped oscillation towards the center of the channel. Our results and previous observations of such phenomena<sup>9</sup> can be explained by our theoretical model, which uses far-field hydrodynamics only. We conclude that the onset of oscillations can be described without taking into account near-wall lubrication effects as has been previously presumed<sup>15</sup> provided that a quadrupole moment (or source-dipole) is accounted for in addi-

tion to the primary dipole moment. To fully characterize particle trajectories in relatively wide channels, many hydrodynamic moments are required, as high as the octupole in our case. However, the excellent match of our trajectory-fitted moments to those measured in bulk suggests that similar experimental measurements can be used to determine the hydrodynamic moment decomposition of microorganisms or artificial swimmers. Our work stresses the relevance of far-field hydrodynamics in confining geometries and thus opens the way for new studies that aim to exploit these insights in microfluidic environments. Future work will focus on the analysis of more complex force/counter-force swimmers to model the richness in shape and hydrodynamic moments of experimentally available swimmers.

*Acknowledgements* — AJTMM and TNS gratefully acknowledge funding from the ERC Advanced Grant (291234 MiCE) and EMBO (ALTF181-2013); JdG from an NWO Rubicon Grant (#680501210) and a Marie Skłodowska-Curie Intra European Fellowship (G.A. No. 654916) within Horizon 2020. JdG and CH further thank the DFG for funding through the SPP 1726 “Microswimmers — From Single Particle Motion to Collective Behaviour”. We would also like to thank A. Zöttl, A. Doostmohammadi, and A.T. Brown for useful discussions.

## References

1 A. J. T. M. Mathijssen, A. Doostmohammadi, J. M. Yeomans and T. N. Shendruk, *J. R. Soc. Interface*, 2016, **13**, 20150936.

- 2 E. Lauga, W. DiLuzio, G. Whitesides and H. Stone, *Biophys. J.*, 2006, **90**, 400.
- 3 K. Drescher, J. Dunkel, L. Cisneros, S. Ganguly and R. Goldstein, *Proc. Nat. Acad. Sci.*, 2011, **108**, 10940.
- 4 R. Di Leonardo, D. Dell’Arciprete, L. Angelani and V. Iebba, *Phys. Rev. Lett.*, 2011, **106**, 038101.
- 5 S. Jana, S. Um and S. Jung, *Phys. Fluids*, 2012, **24**, 041901.
- 6 E. Lushi, H. Wioland and R. Goldstein, *Proc. Nat. Acad. Sci.*, 2014, **111**, 9733.
- 7 S. Das, A. Garg, A. Campbell, J. Howse, A. Sen, D. Velegol, R. Golestanian and S. Ebbens, *Nat. Commun.*, 2016, **6**, 8999.
- 8 S. Spagnolie and E. Lauga, *J. Fluid Mech.*, 2012, **700**, 105.
- 9 L. Zhu, E. Lauga and L. Brandt, *J. Fluid Mech.*, 2013, **726**, 285.
- 10 H. Wu, M. Thiébaud, W.-F. Hu, A. Farutin, S. Rafai, M.-C. Lai, P. Peyla and C. Misbah, *Phys. Rev. E*, 2015, **92**, 050701.
- 11 H. Shum and E. Gaffney, *Phys. Rev. E*, 2015, **91**, 033012.
- 12 A. Berke, L. Turner, H. Berg and E. Lauga, *Phys. Rev. Lett.*, 2008, **101**, 038102.
- 13 K. Ishimoto and E. Gaffney, *Phys. Rev. E*, 2013, **88**, 062702.
- 14 A. Zöttl and H. Stark, *Phys. Rev. Lett.*, 2012, **108**, 218104.
- 15 A. Zöttl and H. Stark, *Phys. Rev. Lett.*, 2014, **112**, 118101.
- 16 R. Rusconi, J. Guasto and R. Stocker, *Nature physics*, 2014, **10**, 212–217.
- 17 G.-J. Li and A. Ardekani, *Phys. Rev. E*, 2014, **90**, 013010.
- 18 J. Lintuvuori, A. Brown, K. Stratford and D. Marenduzzo, *arxiv*, 2015, **1508.04255**, 1.
- 19 A. Mathijssen, A. Doostmohammadi, J. Yeomans and T. Shendruk, *J. R. Soc. Interface*, 2016, **13**, 1742.
- 20 J. de Graaf, H. Menke, A. Mathijssen, M. Fabritius, C. Holm and T. Shendruk, *J. Chem. Phys.*, 2016, **144**, 134106.
- 21 A. Brown, I. Vladescu, A. Dawson, T. Vissers, J. Schwarz-Linek, J. Lintuvuori and W. Poon, *Soft Matter*, 2016, **12**, 131.
- 22 A. Arnold, O. Lenz, S. Kesselheim, R. Weeber, F. Fahrenberger, D. Roehm, P. Košovan and C. Holm, *Meshfree Methods for Partial Differential Equations VI*, 2013, p. 1.
- 23 L. Fischer, T. Peter, C. Holm and J. de Graaf, *J. Chem. Phys.*, 2015, **143**, 084107.

