

Faraday Discussions

Accepted Manuscript



This manuscript will be presented and discussed at a forthcoming Faraday Discussion meeting. All delegates can contribute to the discussion which will be included in the final volume.

Register now to attend! Full details of all upcoming meetings: <http://rsc.li/fd-upcoming-meetings>



This is an *Accepted Manuscript*, which has been through the Royal Society of Chemistry peer review process and has been accepted for publication.

Accepted Manuscripts are published online shortly after acceptance, before technical editing, formatting and proof reading. Using this free service, authors can make their results available to the community, in citable form, before we publish the edited article. We will replace this *Accepted Manuscript* with the edited and formatted *Advance Article* as soon as it is available.

You can find more information about *Accepted Manuscripts* in the [Information for Authors](#).

Please note that technical editing may introduce minor changes to the text and/or graphics, which may alter content. The journal's standard [Terms & Conditions](#) and the [Ethical guidelines](#) still apply. In no event shall the Royal Society of Chemistry be held responsible for any errors or omissions in this *Accepted Manuscript* or any consequences arising from the use of any information it contains.

Classical to Quantum Mechanical Tunneling Mechanism Crossover in Thermal Transitions Between Magnetic States

Sergei Vlasov,^{a,b} Pavel F. Bessarab,^{c,d} Valery M. Uzdin,^{b,d} and Hannes Jónsson^{*a,e}

Transitions between states of a magnetic system can occur by jumps over an energy barrier or by quantum mechanical tunnelling through the energy barrier. The rate of such transitions is an important consideration when the stability of magnetic states is assessed for example for nanoscale candidates for data storage devices. The shift in transition mechanism from jumps to tunneling as temperature is lowered is analyzed and a general expression derived for the crossover temperature. The jump rate is evaluated using a harmonic approximation to transition state theory. First, the minimum energy path for the transition is found with the geodesic nudged elastic band method. The activation energy for the jumps is obtained from the maximum along the path, a saddle point on the energy surface, and the eigenvalues of the Hessian matrix at that point as well as at the initial state minimum used to estimate the entropic pre-exponential factor. The crossover temperature for quantum mechanical tunneling is evaluated from the second derivatives of the energy with respect to orientation of the spin vector at the saddle point. The resulting expression is applied to test problems where analytical results have previously been derived, namely uniaxial and biaxial spin systems with two-fold anisotropy. The effect of adding four-fold anisotropy on the crossover temperature is demonstrated. Calculations of the jump rate and crossover temperature for tunneling are also made for a molecular magnet containing an Mn₄ group. The results are in excellent agreement with previously reported experimental measurements on this system.

1 Introduction

The assessment of the stability of magnetic states with respect to thermal fluctuations is an important problem in the theory of magnetism. The preparation of a magnetic system in a particular state can be destroyed by thermally activated transitions to other available states^{1,2}. Thermal activation also needs to be taken into account when assessing the stability of a system with respect to external per-

^a Science Institute and Faculty of Physical Sciences, University of Iceland VR-III, 107 Reykjavík, Iceland. Tel: +354 525 4643; E-mail: hj@hi.is

^b Department of Natural Sciences, University ITMO, St. Petersburg, 197101 Russia

^c Department of Materials and Nanophysics, Electrum 229, Royal Institute of Technology (KTH), SE-16440 Kista, Sweden

^d Department of Physics, St. Petersburg State University, St. Petersburg, 198504 Russia

^e Department of Applied Physics, Aalto University, Espoo, FI-00076, Finland.

turbations such as a magnetic field, contributing, for example, to the temperature dependence of hysteresis loops³. Thermal stability is a particularly important issue in the context of novel information storage devices. As the size of such devices is reduced, the thermal stability of the magnetic states decreases. Methods for estimating the rate of magnetic transitions are, therefore, important tools when designing such systems.

Thermally activated magnetic transitions involving a jump over an energy barrier are typically rare events on the time scale of oscillations of the magnetic moments, making direct simulations of spin dynamics an impractical way to calculate transition rates. This separation of time scales, however, makes it possible to apply statistical approaches such as transition state theory (TST)⁴ or Kramers theory⁵. Within the harmonic approximation to TST (HTST)⁶ and within Kramers theory, the activation energy of a transition is given by the energy difference between the local minimum on the energy surface corresponding to the initial state and the highest energy on the minimum energy path connecting the initial and final state minima. In adaptations of these rate theories to magnetic systems^{1,2,7-10}, the magnitude of the magnetic vectors is either assumed to be constant as orientation changes, or it is treated as a fast variable obtained from self-consistency calculations for fixed values of the slow variables that specify orientation¹¹. The energy surface of a system of N magnetic moments is then a function of $2N$ degrees of freedom defining the orientation of the magnetic moments.

The mechanism of magnetic transitions can involve the formation of a temporary domain wall or soliton^{2,9,12}. This results in a flat energy barrier, i.e. the energy is practically constant along the minimum energy path in the region of high energy. An illustration of this is given below for Fe islands on a tungsten substrate. Kramers theory then overestimates the importance of recrossings and underestimates the transition rate. The transition state theory approach followed by explicit dynamical corrections is then preferable over Kramers' approach. Similar flat barrier issues arise in polymer escape problems where HTST followed by recrossing corrections has been shown to be a useful approach for estimating the transition rate¹³.

At low enough temperature, quantum tunnelling through the energy barrier becomes the dominant transition mechanism and the rate can eventually become temperature independent. It is important to have a way to estimate the crossover temperature for tunneling when assessing the stability of a magnetic state. Quantum tunnelling in spin systems has been an issue of a great deal of theoretical¹⁴⁻¹⁶ and experimental work¹⁷⁻¹⁹ over the past few decades. Molecular magnets have, in particular, been a focus of such studies. One example of a molecular magnet that has been studied extensively is the $\text{Mn}_4\text{O}_3\text{Cl}(\text{O}_2\text{CCH}_3)_3(\text{dbm})_3$ molecule²⁰ which has three Mn^{+3} ions and one Mn^{+4} and a total spin of $s = 9/2$. Experimental measurements of the rate of transitions between its magnetic states have been carried out as a function of temperature and reveal a crossover from activated transitions to nearly non-activated transitions. This experimental data is analyzed by classical and quantum mechanical calculations below.

The crossover from jumps to tunneling is in some cases abrupt as in a first order phase transition but in other cases smooth as in a second-order transition. In the latter the tunneling is thermally assisted. The shape of the energy barrier

affects how sharp the transition is²¹. A spin system can in some cases be mapped onto a particle system and methods developed for particles used to estimate the tunneling rate²². Several theoretical studies of the crossover in uniaxial and biaxial spin models with two-fold anisotropy in a transverse magnetic field have been carried out using this approach^{23–26}. The presence of higher-order anisotropy can strongly affect the tunnelling rate^{18,27} but is not included in this mapping approach²⁸. So far, systems with higher-order anisotropy have only been studied numerically by direct diagonalisation of the Hamiltonian^{29,30}.

Here, a general approach for calculating the crossover temperature for thermally assisted tunneling involving uniform rotation of the spin vectors (the macrospin approximation) is presented and an equation derived in terms of the second derivatives of the energy of the system with respect to the orientation of the magnetic vector at the saddle point on the energy surface. For systems that are small enough compared to the correlation length determined by the strength of the exchange interaction between the spins, such as the molecular magnets discussed here, the uniform rotation mechanism is preferred over a mechanism where a temporary domain wall forms^{2,12}. By saddle point we are referring to a first order saddle point where the Hessian has one and only one negative eigenvalue. The formula reduces to known analytical solutions for simple spin systems with low order anisotropy, but can also be applied to more complex systems where the energy is evaluated using self-consistent field calculations.

The article is organized as follows: The methodology for estimating the jump rate based on harmonic transition state theory for magnetic systems is briefly reviewed for completeness in the following section, section 2. Then, the crossover temperature for quantum mechanical tunneling is derived in section 3. Applications are presented in section 4, first to uniaxial and then biaxial systems, both with and without four-fold anisotropy, and finally to a molecular magnet which has been studied experimentally. A summary is presented in section 5.

2 Jump rate

In order to set the stage for the discussion of the crossover temperature for tunneling, we first review briefly the methodology we use to calculate the mechanism and rate of thermally activated jumps over the energy barrier.

The initial and final states of the system are characterized by local minima on the energy surface representing the system. The transition is characterized by the path on the energy surface for which the energy is at a minimum with respect to all orthogonal directions. Such a path is referred to as a minimum energy path (MEP). The MEP reveals the mechanism of the transition, for example whether the spins all rotate in a concerted way, a uniform rotation, or whether some rotate first and then others, the so-called temporary domain wall or soliton mechanism^{2,9}. Examples of the latter are shown in Fig. 1 for monolayer thick iron islands on a W(110) surface. In one case the island is elongated along the anisotropy axis, in the other case it is elongated perpendicular to the anisotropy axis. In either case, the energy barrier has small curvature at the top. The minimum energy path is calculated using the geodesic nudged elastic band (GNEB) method³¹, which is an adaption of the nudged elastic band method^{32,33} to magnetic systems where the variables correspond to orientation of magnetic

vectors and the MEP maps onto a path in a configuration space represented by a curved manifold due to the constraints on the length of the magnetic vectors. Such constraints arise when the length of the magnetic vectors is either fixed, as in a Heisenberg-type model, or is determined from self-consistent field calculations such as *ab initio* or semi-empirical models. As compared with the NEB method, GNEB involves an additional projection of the force vector to ensure that the magnetic constraints are satisfied and that a projection of the path tangent on the local tangent space of the configuration space properly decouples the spring force from the component of the energy gradient perpendicular to the path.

Within HTST, the maximum energy along the MEP, E^\ddagger , which corresponds to a saddle point, $(\theta, \phi) = (\theta^\ddagger, \phi^\ddagger)$, on the energy surface, gives the activation energy of the transition as $E_a = E^\ddagger - E^m$, where E^m is the energy of the initial state minimum. This gives the exponential dependence of the rate on temperature. The pre-exponential factor can be estimated by evaluating the Hessian and calculating its eigenvalues at the saddle point, $\epsilon_{\ddagger,j}$, and at the initial state minimum, $\epsilon_{m,j}$. The HTST estimate of the rate of magnetic transitions is^{9,10}

$$k^{HTST} = \frac{1}{2\pi} \frac{J_{\ddagger}}{J_m} \sqrt{\frac{\sum_{j=2}^D \frac{a_j^2}{\epsilon_{\ddagger,j}} \prod_{i=1}^D \sqrt{\epsilon_{m,i}}}{\prod_{i=2}^D \sqrt{\epsilon_{\ddagger,i}}}} e^{-\beta(E^\ddagger - E^m)} \quad (1)$$

where $J_{\ddagger} = J(\theta^\ddagger, \phi^\ddagger)$ is a Jacobian evaluated at the saddle point, while J_m is evaluated at the initial state minimum⁹, and $\beta = 1/k_B T$. The lowest eigenvalue of the Hessian at the saddle point, $\epsilon_{\ddagger,1}$, is negative and is skipped in the summation in (1). The calculated rate of magnetization reversals using this approach for Fe islands of various size and shape on the W(110) surface¹² is in close agreement with experimentally measured rates³⁴, even an observed maximum in the pre-exponential factor for islands of intermediate size that have nearly equal number of atoms on each side. The calculations have been carried out using both Heisenberg type Hamiltonians as well as self-consistent field calculations based on a non-collinear extension of the Alexander-Anderson (NCAA) model¹¹ (see Fig. 1).

In Kramers theory the rate estimate includes the curvature of the energy barrier at the saddle point. This results from a harmonic approximation in the estimate of the effect of recrossings due to fluctuating forces from the thermal bath^{1,5}. When the energy barrier is flat, as for example in magnetic transitions involving a transient domain wall, this rate estimate is too low because the harmonic approximation at the saddle point in the direction of the MEP is inaccurate. The HTST approach is more accurate in such cases, but should also be followed by calculation of the recrossing correction using short time scale dynamics simulations³⁵.

3 Onset of quantum mechanical tunneling

The thermally averaged transition rate is

$$\Gamma(T) = \frac{1}{Z_0} \sum_i \Gamma_i \exp(-\beta E_i) \quad (2)$$

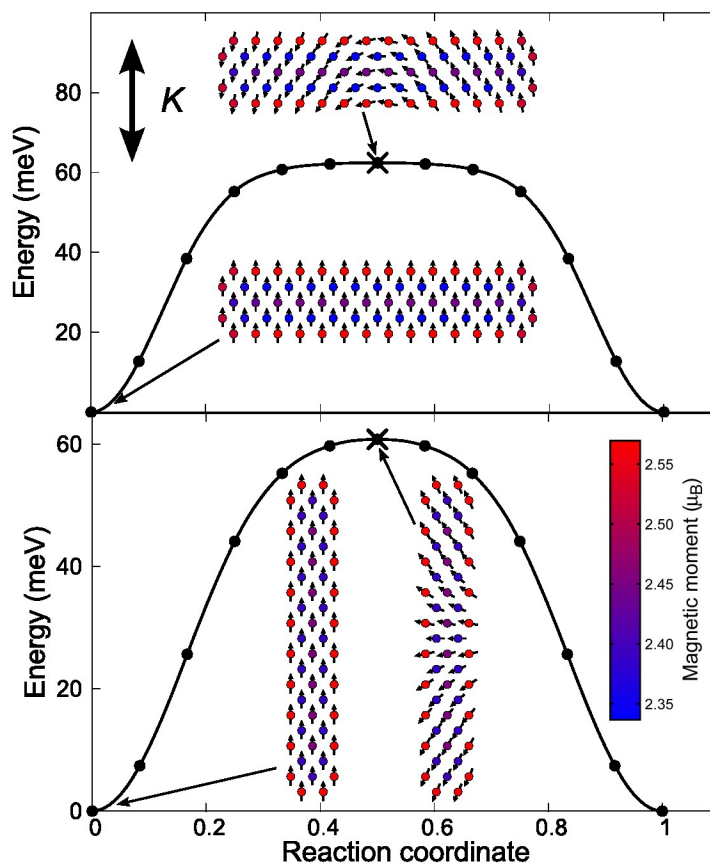


Fig. 1 Calculated minimum energy paths for magnetization reversal in Fe islands on a W(110) surface. The magnetic moments are calculated in a self-consistent way using the NCA method¹¹. The direction of the anisotropy axis, K , is shown as well as a color coding for the size of the magnetic moment of each Fe atom. The island is elongated perpendicular (upper panel) or parallel (lower panel) to the anisotropy axis. In both cases, the minimum energy path is nearly flat the maximum because the energy does not change much as the temporary domain wall propagates along the island.

where Z_0 is the partition function of the initial state and Γ_i is quantum mechanical transition probability from state i with energy E_i . Statistical Feynman path integrals can be used to write the rate in terms of the imaginary-time ($\tau = it$) action, S ³⁶. A stationary phase approximation^{37,38} then gives an estimate of the transition rate as

$$\Gamma \propto \exp(-S[\mathbf{q}(\tau)]_{inst}/\hbar), \quad (3)$$

where $\mathbf{q}(\tau)$ is a periodic trajectory with period $\tau = \beta\hbar$. This special trajectory, often referred to as the instanton, corresponds to a stationary point of the action, a saddle point on the action surface^{36,39,40}.

For a spin of length s , the action is given by^{41–43}

$$S(\theta, \phi) = \int_{-\beta/2}^{\beta/2} d\tau [-is(1 - \cos\theta)\dot{\phi} + U(\theta, \phi)], \quad (4)$$

where $U(\theta, \phi)$ is the energy surface. From here on we use atomic units with $\hbar = 1$, $\mu_B = 1/2$ and the mass and charge of an electron have unit magnitude, $e = -1$ and $m_e = 1$. A scaled gyromagnetic ratio is defined as $\tilde{g} = g/2$. The first term in (4) is related to Berry phase^{44,45}

$$A[\mathbf{n}] = -is \int_{\gamma} (1 - \cos\theta) d\phi = -is\Omega, \quad (5)$$

where Ω is an area of a surface bounded by γ .

To find paths for which $S(\theta, \phi)$ is stationary, we consider the first order variation of the action

$$\begin{aligned} \delta S = \int_{-\beta/2}^{\beta/2} d\tau \left[\left(-is \sin\theta \dot{\phi} + \frac{\partial U(\theta, \phi)}{\partial \theta} \right) \delta\theta \right. \\ \left. + \left(is \sin\theta \dot{\theta} + \frac{\partial U(\theta, \phi)}{\partial \phi} \right) \delta\phi \right]. \end{aligned} \quad (6)$$

Setting $\delta S = 0$ gives classical equations of motion which correspond to Landau-Lifshitz equations in imaginary time

$$\dot{\theta} = \frac{i}{s \sin\theta} \frac{\partial U(\theta, \phi)}{\partial \phi} \quad (7)$$

$$\dot{\phi} = \frac{-i}{s \sin\theta} \frac{\partial U(\theta, \phi)}{\partial \theta} \quad (8)$$

These equations have two types of solutions. The first one is trivial, $\theta = \theta_0$ and $\phi = \phi_0$, corresponding to a stationary point of the potential, $U_0 \equiv U(\theta_0, \phi_0)$. If the stationary point is taken to be the saddle point $(\theta^\ddagger, \phi^\ddagger)$,

$$S_{jump} = \beta U(\theta^\ddagger, \phi^\ddagger) = \beta E^\ddagger \quad (9)$$

this trivial solution corresponds to the high temperature jump mechanism.

The second solution is the instanton – a closed path corresponding to constant energy. In the limit of zero temperature, $T \rightarrow 0$, i.e. $\beta \rightarrow \infty$, it corresponds to quantum tunnelling from the ground state. As the temperature is increased, the amplitude of the instanton trajectory decreases until it becomes infinitesimal

$$\theta(\tau) = \theta^\ddagger + \delta\theta, \quad \phi(\tau) = \phi^\ddagger + \delta\phi, \quad (10)$$

just below the crossover temperature. The instanton eventually collapses to the saddle point on the energy surface, $(\theta^\ddagger, \phi^\ddagger)$ at $T = T_c$.

In order to find the crossover temperature, T_c , the action is expanded to second order around the saddle point on the energy surface

$$S(\theta^\ddagger, \phi^\ddagger) = \beta U_{\theta^\ddagger, \phi^\ddagger} + \delta S + \frac{1}{2} \delta^2 S. \quad (11)$$

Since $\delta S = 0$ at the saddle point, we focus on $\delta^2 S$

$$\delta^2 S = \int_{-\beta/2}^{\beta/2} d\tau [-2is\delta\theta\delta\phi \sin\theta + (a\delta^2\theta + 2b\delta\theta\delta\phi + c\delta^2\phi)], \quad (12)$$

where

$$a \equiv \left. \frac{\partial^2 U(\theta^\dagger, \phi^\dagger)}{\partial \theta^2} \right|_{\theta^\dagger, \phi^\dagger}, c \equiv \left. \frac{\partial^2 U(\theta^\dagger, \phi^\dagger)}{\partial \phi^2} \right|_{\theta^\dagger, \phi^\dagger}, b \equiv \left. \frac{\partial^2 U(\theta^\dagger, \phi^\dagger)}{\partial \theta \partial \phi} \right|_{\theta^\dagger, \phi^\dagger}. \quad (13)$$

At the saddle point, $\delta^2 S$ is a quadratic form of the Hessian which has one and only one negative eigenvalue. As the temperature decreases below T_c , a second negative eigenvalue of $\delta^2 S$ appears corresponding to the quantum delocalisation. This signals the transition from thermally activated jumps to quantum tunnelling.

Since the instanton is a closed trajectory, $\delta\theta$ and $\delta\phi$ can be expanded in Fourier series

$$\delta\theta = \sum_{n=-\infty}^{\infty} \theta_n e^{i2\pi n\tau/\beta}, \quad \delta\phi = \sum_{n=-\infty}^{\infty} \phi_n e^{i2\pi n\tau/\beta}. \quad (14)$$

Here ϕ_n and θ_n are complex numbers that satisfy

$$\phi_n = \phi_{-n}^* \quad \theta_n = \theta_{-n}^* \quad (15)$$

since $\delta\theta$ and $\delta\phi$ are real. $\delta^2 S$ from (12) can now be rewritten using (14) as

$$\frac{1}{2} \delta^2 S(\theta^\dagger, \phi^\dagger) = \beta \sum_{n=0}^{\infty} \left[\frac{2\pi s \sin\theta^\dagger}{\beta} n(\phi_n \theta_n^* - \phi_n^* \theta_n) + a\theta_n \theta_n^* + b(\phi_n \theta_n^* + \phi_n^* \theta_n) + c\phi_n \phi_n^* \right] \quad (16)$$

The matrix representing the quadratic form of the action has a block form

$$G = \left[\begin{array}{cccc|cccc} a & & & & b & & & \\ & a & & & & -k+b & & \\ & & a & & & & -2k+b & \\ & & & \ddots & & & & \ddots \\ b & & & & c & & & \\ & k+b & & & & c & & \\ & & 2k+b & & & & c & \\ & & & \ddots & & & & \ddots \end{array} \right], \quad (17)$$

where $k = 2\pi s \sin\theta^\dagger/\beta$. To obtain the eigenvalues of this matrix we need to solve the equation

$$\det(G - \lambda) = 0 \quad (18)$$

After some algebra one obtains

$$\lambda_m = \frac{a+c}{2} \pm \frac{\sqrt{(a-c)^2 + 4b^2 - 4k^2 m^2}}{2}. \quad (19)$$

In order to determine the temperature at which two eigenvalues are negative we first inspect the two eigenvalues corresponding to $m = 0$

$$\lambda_{0+} = \frac{a+c}{2} + \frac{\sqrt{(a-c)^2 + 4b^2}}{2} \quad (20)$$

$$\lambda_{0-} = \frac{a+c}{2} - \frac{\sqrt{(a-c)^2 + 4b^2}}{2}. \quad (21)$$

Clearly $\lambda_{0+} > 0$, but λ_{0-} is negative if

$$\begin{aligned} \frac{a+c}{2} - \frac{\sqrt{(a-c)^2 + 4b^2}}{2} &\leq 0, \\ a+c &\leq \sqrt{(a-c)^2 + 4b^2}, \\ ac - b^2 &\leq 0. \end{aligned} \quad (22)$$

Since $ac - b^2$ is the determinant of the Hessian at the saddle point, this condition is fulfilled. The second negative eigenvalue must come from $m > 1$. Substitution of $\beta = 1/k_B T$ and the expression for k into the negative branch, $\lambda_{m,-}$, in (19), gives

$$T \leq \frac{\sqrt{b^2 - ac}}{2\pi s m k_B \sin \theta^\ddagger}. \quad (23)$$

The highest temperature for which a second negative eigenvalue exists can be determined from the $m = 1$ case

$$T_c = \frac{\sqrt{b^2 - ac}}{2\pi s k_B \sin \theta^\ddagger}. \quad (24)$$

This equation can be rewritten as

$$T_c = \frac{\omega}{2\pi k_B}, \quad (25)$$

where

$$\omega^2 = \frac{b^2 - ac}{s^2 \sin^2 \theta^\ddagger} \quad (26)$$

and a , b , c are the second derivatives defined in (13). This provides an estimate of the crossover temperature for tunneling in terms of second derivatives of the energy evaluated at the saddle point. For model Hamiltonians, the derivatives can typically be evaluated analytically. For more complicated descriptions of the magnetic system, such as self-consistent field calculations, the derivatives can be evaluated numerically from the forces, which in turn can be obtained using a force theorem¹¹.

This expression for the crossover temperature of spin tunneling can be compared with the corresponding equation for particle tunneling⁴⁶

$$T_c = \frac{\omega_p}{2\pi k_B}, \quad \omega_p^2 = -\frac{U''(x_{sp})}{\mu}, \quad (27)$$

where now the second derivative is taken along the unstable mode at the saddle point of the energy surface and μ is the effective mass corresponding to the unstable mode.

4 Applications

In this section, the crossover temperature for various spin models is calculated. When only a two-fold anisotropy axis is included in the model, analytical solutions are available for comparison. But, when four-fold anisotropy is included, so as to better represent physical systems, only numerical solutions based on direct diagonalization of the Hamiltonian have been presented so far. Here, analytical expressions in terms of the second derivatives of the energy are obtained also for such models. Finally, the jump rate as well as the crossover temperature is evaluated for a model of the Mn_4 molecular magnet and the results compared with experimental measurements.

4.1 Uniaxial systems with two- and four-fold anisotropy

A Hamiltonian which has, for example, been used to describe the $Mn_{12} - ac$ molecular magnet^{17,19} and has been studied theoretically⁴⁷ can be written as

$$H = -DS_z^2 - BS_x^4 - \tilde{g}H_x S_x - C(S_-^4 + S_+^4). \quad (28)$$

where D , B and C are the anisotropy constants. The third term is the Zeeman energy associated with an applied field H_x . The last term corresponds to transverse anisotropy. The z -axis is the easy axis (the orientation for which the energy is minimal) and has four-fold symmetry, while the x - and y -axis are medium axis, and $y = \pm x$ is the hard axis (the orientation for which the energy is maximal). The corresponding energy surface is

$$U(\theta, \phi) = -Ds^2 (\cos^2 \theta + k_1 s^2 \cos^4 \theta + 2k_2 s^2 \sin^4 \theta \cos(4\phi) + 2h_x \sin \theta \cos \phi), \quad (29)$$

where

$$k_1 \equiv B/D, \quad k_2 \equiv C/D, \quad h_x \equiv \tilde{g}H_x/2Ds. \quad (30)$$

The saddle point on the potential surface is located at $\theta^\dagger = \pi/2$, $\phi^\dagger = 0$. At a certain critical field, H_c , the energy barrier disappears. Applying the condition $\partial U / \partial \theta |_{\theta^\dagger} = \partial^2 U / \partial \theta^2 |_{\theta^\dagger} = 0$, gives the critical field as

$$H_c = 2Ds - 8Cs^3. \quad (31)$$

The second derivatives at the saddle point are

$$\begin{aligned} a &= 8Cs^4 + \tilde{g}sH_x - 2Ds^2, \\ c &= 32Cs^4 + \tilde{g}sH_x, \\ b &= 0, \\ k &= 2\pi s k_B T \end{aligned}$$

After computing the coefficients of the quadratic form of the action, the formula for the crossover temperature in the presence of an applied field H_x is obtained

$$T_c = \frac{\sqrt{(\tilde{g}H_x + 32Cs^3)(2Ds - 8Cs^3 - \tilde{g}H_x)}}{2\pi k_B}. \quad (32)$$

Fig. 2 shows the calculated crossover temperature as a function of the strength of the applied magnetic field for the following choice of parameters $D/k_B = 0.548K$, $B/k_B = 1.17 \times 10^{-3}K$ and $C/k_B = 2.19 \times 10^{-5}K$. These are the same parameter values as considered by Park⁴⁷. If the fourfold anisotropy parameter, C , is set to zero and the system only contains two-fold anisotropy, the crossover temperature is zero in the absence of a magnetic field. Even a small higher-order anisotropy term has a large effect on the crossover temperature.

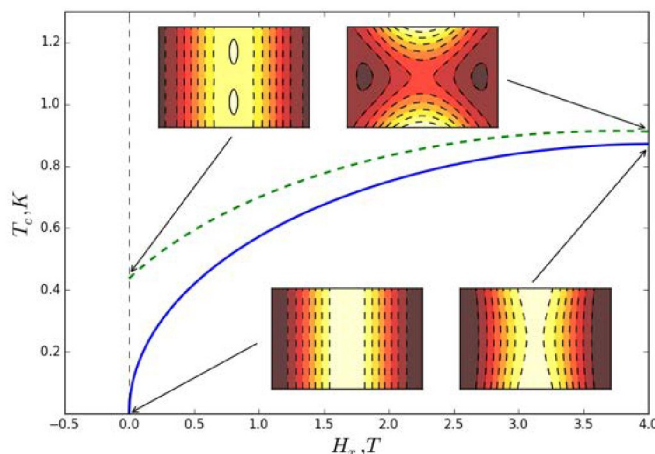


Fig. 2 Crossover temperature T_c for a uniaxial system with two-fold and four-fold anisotropy as a function of the strength of an applied magnetic field, H . The Hamiltonian is given by (28). Solid line shows results for a system with two-fold anisotropy, $C = 0$, while the dashed line shows results for a system with four-fold anisotropy. All parameters are taken from ref.⁴⁷. By adding higher-order anisotropy, the crossover temperature becomes finite even in the absence of a magnetic field. The insets show contour graphs of the energy surfaces (two-fold anisotropy below, fourfold above) at zero field and a field of 4 T.

If the model only contains two-fold anisotropy, $B = C = 0$, the potential surface becomes

$$U(\theta, \phi) = -Ds^2 (\cos^2 \theta + 2h_x \sin \theta \cos \phi). \quad (33)$$

The spin problem can then be mapped onto a particle in a one-dimensional potential

$$U(x) = \left(s + \frac{1}{2}\right)^2 D (\tilde{h}_x^2 \sinh^2 x - 2\tilde{h}_x \cosh x), \quad \tilde{h}_x \equiv \frac{H_x}{(2s+1)D}. \quad (34)$$

and an analytical expression obtained for the crossover temperature for the particle²³. Here, (32) simplifies to (by setting $C=0$ in (32))

$$T_c = \frac{\sqrt{H_x(2Ds - H_x)}}{2\pi k_B}. \quad (35)$$

which is the same result as has been obtained previously using the particle mapping method by Garanin *et al.* (see equation (13) in ref.⁴⁸).

Another uniaxial spin Hamiltonian for which the crossover temperature has been estimated using the particle mapping method is⁴⁹

$$H = -DS_z^2 + BS_y^2 - H_x S_x. \quad (36)$$

The corresponding particle model is unusual in that it involves coordinate-dependent mass.

The energy surface for the spin vector is

$$U(\theta, \phi) = Ds^2 (-\cos^2 \theta + \lambda \sin^2 \theta \sin^2 \phi - 2h_x \sin \theta \cos \phi), \quad (37)$$

$$h_x \equiv H_x/2Ds, \quad \lambda \equiv B/D$$

By evaluating the second derivatives, a , b and c at the saddle point, $\theta^\dagger = \pi/2$, $\phi^\dagger = 0$ gives

$$\begin{aligned} a &= -2Ds^2, \\ c &= 2Ds^2\lambda, \\ b &= 0 \end{aligned}$$

The resulting expression for the crossover temperature is

$$T_c = \frac{Ds\sqrt{(\lambda + h_x)(1 - h_x)}}{\pi k_B} \quad (38)$$

which coincides with the results obtained by the mapping to a particle model (see equation (18) in ref.⁴⁹). Again, this is an illustration that for simple systems, our method gives results that agree with those obtained previously by other methods. Our approach has the advantage that it can also be applied to more complicated models, including for example Hamiltonians with a four-fold anisotropy axis in Heisenberg type models and self-consistent field calculations as illustrated in Fig. 2.

4.2 Biaxial system with two- and four-fold anisotropy

Another interesting case is the biaxial system with four-fold transverse anisotropy and a magnetic field applied along the hard direction. This has been used to describe the Fe_8 molecular magnet²⁷. The Hamiltonian is

$$H = -DS_z^2 + B(S_x^2 - S_y^2) - \tilde{g}H_x S_x + C(S_-^4 + S_+^4), \quad (39)$$

where D , B and C are anisotropy constants. In this case, the z -axis is the easy axis, the y -axis is the medium axis and the x -axis is the hard axis. The corresponding energy surface is

$$U(\theta, \phi) = -Ds^2 (\cos^2 \theta + k_1 \sin^2 \theta \cos 2\phi + k_2 \sin^4 \theta \cos 4\phi + 2h_x \sin \theta \cos \phi), \quad (40)$$

where

$$k_1 \equiv B/D, \quad k_2 \equiv 2Cs^2/D, \quad h_x \equiv H_x/2Ds. \quad (41)$$

The saddle point is located at ($\theta^\dagger = \pi/2$ and $\phi^\dagger = \phi_0$) where ϕ_0 can be found as a solution of a third-order algebraic equation

$$-16k_2 \cos^3 \phi_0 + (8k_2 - 2k_1) \cos \phi_0 + h_x = 0. \quad (42)$$

The second derivatives at the saddle point are

$$\begin{aligned} a &= -2Ds^2(1 - k_1 \cos 2\phi_0 + 2k_2 \cos 4\phi_0 - h_x \cos \phi_0), \\ c &= -2Ds^2(-2k_1 \cos 2\phi_0 + 8k_2 \cos 4\phi_0 - h_x \cos \phi_0), \\ b &= 0 \end{aligned}$$

and the expression for the crossover temperature becomes

$$\begin{aligned} T_c &= \frac{Ds}{\pi k_B} \sqrt{1 - k_1 \cos 2\phi_0 + 2k_2 \cos 4\phi_0 - h_x \cos \phi_0} \\ &\quad \times \sqrt{-2k_1 \cos 2\phi_0 + 8k_2 \cos 4\phi_0 - h_x \cos \phi_0}, \end{aligned} \quad (43)$$

where ϕ_0 is the real solution of (42).

Fig. 3 shows the dependence of T_c on the applied magnetic field for parameters that are chosen to represent an Fe_8 molecular magnet, $D/k_B = 0.292\text{K}$, $B/k_B = 0.046\text{K}$ and $C/k_B = -2.9 \times 10^{-5}\text{K}^{50}$. The calculated crossover temperature is in the range between 0.4 – 0.7 K which agrees well with experimental results on the Fe_8 molecular magnet^{27,51,52}.

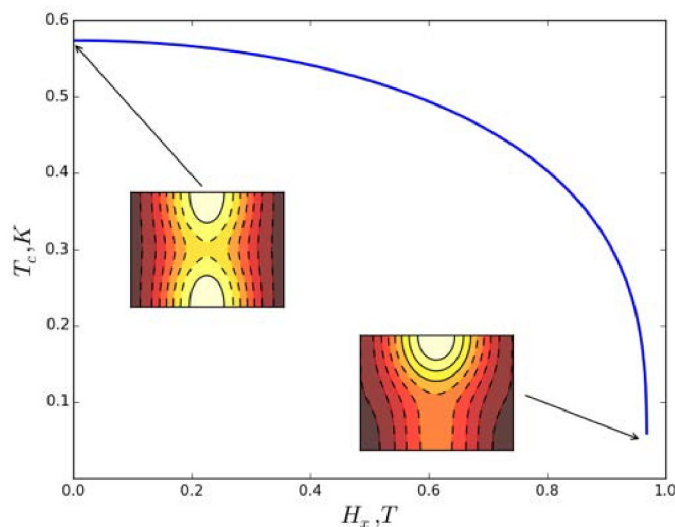


Fig. 3 Dependence of T_c on the applied field H_x for a biaxial spin model with four-fold transverse anisotropy. The parameters are chosen to represent the Fe_8 molecular magnet⁵⁰. Insets show the energy surface at particular values of the applied magnetic field.

4.3 Molecular Mn_4 magnet

The transition rate has been experimentally measured as a function of temperature for the Mn_4 molecular magnet by Aubin *et. al.*²⁰ and a crossover observed.

The full chemical formula for the molecule is $\text{Mn}_4\text{O}_3\text{Cl}(\text{O}_2\text{CCH}_3)_3(\text{dbm})_3$. It is a trigonal pyramidal complex with one Mn^{4+} and three Mn^{3+} ions. The spins of the Mn^{3+} ions point in the same direction but the spin of Mn^{4+} points in the opposite direction (see inset in Fig. 4). The total spin is $9/2$ and the transitions correspond to uniform rotation of the four spins.

Various experimental measurements of this molecular magnet have established the following Hamiltonian model for the system

$$H = D \left[S_z^2 - \frac{1}{3}s(s+1) \right] + B_4^0 O_4^0 + B_4^4 O_4^4, \quad (44)$$

where $O_4^0 = 35S_z^4 - 30s(s+1)S_z^2 + 25S_z^2 + 6s(s+1)$ and $O_4^4 = \frac{1}{2}(S_+^4 + S_-^4)$. The parameters D and B_4^0 have been determined from various experiments by Aubin *et al.*²⁰ to be -0.53 cm^{-1} and $-7.4 \times 10^{-5} \text{ cm}^{-1}$, respectively. The last term in the Hamiltonian corresponds to four-fold anisotropy and the parameter B_4^4 can be chosen to have a similar, small value as has been determined for analogous molecular magnets^{53–56}. Without it, the tunneling rate is zero because of a Kramers degeneracy²⁰.

Both the calculated high temperature jump rate as well as the crossover temperature can be compared with the measured rate for this molecular magnet. The energy surface corresponding to the Mn_4 Hamiltonian is

$$U(\theta, \phi) = D \left[s^2 \cos^2 \theta - \frac{1}{3}s(s+1) \right] + B_4^0 [35s^4 \cos^4 \theta - 5s^2 \cos^2 \theta (6s^2 + 6s - 5) + 6s(s+1)] + B_4^4 [\sin^4 \theta \cos 4\phi]. \quad (45)$$

The system has four equivalent saddle points on the energy surface: $\theta^\ddagger = \pi/2, \phi^\ddagger = 0, \pi/2, \pi, 3\pi/2$, see Fig. 4. Here, the value of D is slightly smaller than the value estimated by Aubin *et al.*²⁰, $D = -0.41 \text{ cm}^{-1}$ and the value of B_4^4 is taken to be $-8.5 \times 10^{-4} \text{ cm}^{-1}$. The jump rate calculated using HTST is $\Gamma(T) = 2.3 \cdot 10^6 \text{ Hz} \exp(-11.5K/T)$ and is shown in Fig. 5.

The second derivatives needed to estimate the crossover temperature are

$$\begin{aligned} a &= 2Ds^2 - 60B_4^0 s^3 (s+1) + 50B_4^0 s^2 - 4B_4^4 s^4, \\ c &= -32B_4^4 s^4, \\ b &= 0. \end{aligned} \quad (46)$$

Inserting the values of the parameters gives a crossover temperature of

$$T_c = 0.6 \text{ K} \quad (47)$$

which is in close agreement with the reported experimental data²⁰ as shown in Fig. 5.

Therefore, both the high temperature jump rate obtained from HTST and the crossover temperature obtained from the formula presented here are in close agreement with the experimental measurements.

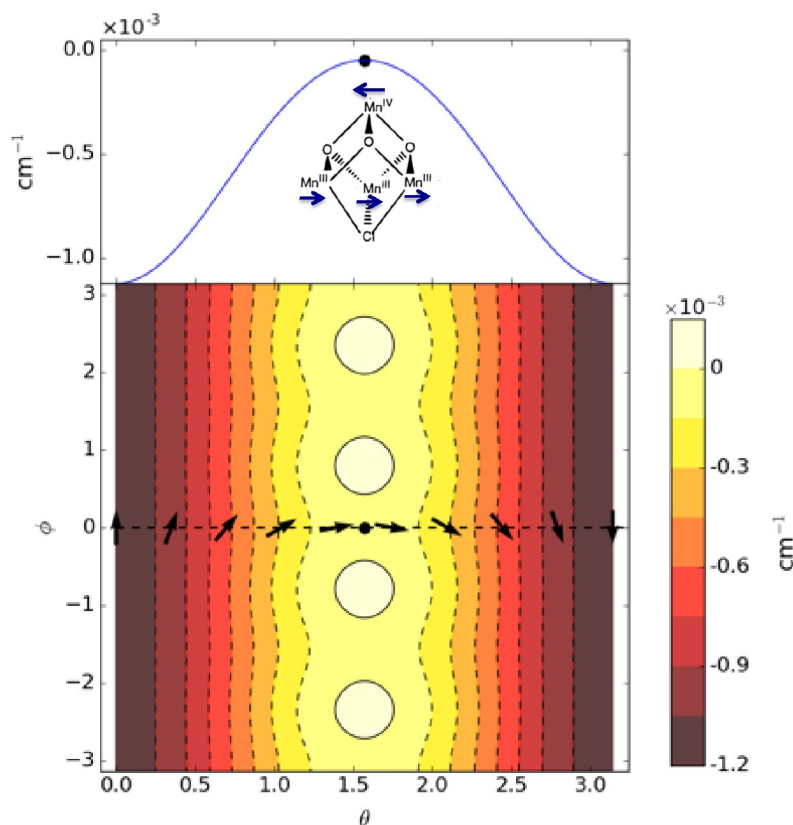


Fig. 4 Characterization of the spin Hamiltonian for the Mn_4 molecular magnet ($\text{Mn}_4\text{O}_3\text{Cl}(\text{O}_2\text{CCH}_3)_3(\text{dbm})_3$). Upper: Minimum energy path for the rotation of the total spin $s = 9/2$ vector. The energy along the path is given in units of 10^{-3} cm^{-1} . The inset shows the structure of the Mn_4 core of the molecule with the one Mn^{4+} and three Mn^{3+} ions and the orientation of the four spins at the saddle point configuration. Lower: Contour graph of the energy surface $U(\theta, \phi)$. One of the four equivalent minimum energy paths is shown with a dashed line and the orientation of the magnetic momentum vector indicated at a few points along the path. The saddle point is indicated with a filled circle both in upper and lower panel.

5 Summary

A method is presented for finding the crossover temperature of thermally activated tunneling in a magnetic system that is characterized by a spin vector with orientation prescribed by continuous angular variables. Several model systems are used to verify that the general equation derived here in terms of second derivatives of the energy at the saddle point agrees with analytical results previously obtained for specific, simple Hamiltonians. More complicated Hamiltonians including fourfold anisotropy so as to better describe molecular magnets are also studied and analytical equations for the crossover temperature presented. A more detailed study is made of the Mn_4 molecular magnet where both the high temperature jump rate and the crossover temperature for tunneling are calculated and

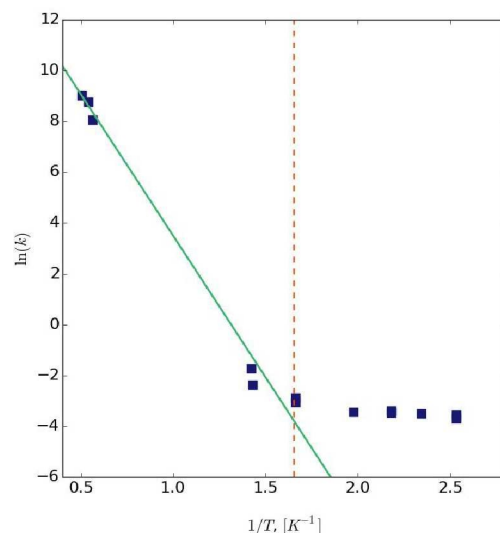


Fig. 5 The calculated jump rate using harmonic transition state theory (green line), given by (1), and the crossover temperature (dashed red line) given by (25) using the Hamiltonian in (44) and parameters chosen to represent the Mn_4 molecular magnet. Experimentally measured²⁰ transition rate is shown with filled squares. Excellent agreement is obtained between the calculated and measured results.

compared with experimental data. Excellent agreement is obtained.

The crossover temperature for tunneling in molecular magnets is low partly because the energy barriers are small. For larger systems, such as metal islands on substrates, the energy barriers can be significantly larger and the onset of tunneling can be expected to occur at higher temperature. The method presented here makes it possible to estimate the crossover temperature for tunneling in a magnetic system described by a single spin vector as long as the second derivatives of the energy with respect to the angles describing the orientation of the vector can be evaluated at the saddle point on the energy surface.

The equation derived here for the crossover temperature for tunneling in a magnetic system is significantly different from the analogous equation for a particle system in that all second derivatives of the energy at the saddle point are included, while only the second derivative along the unstable mode enters the particle equation. The essential difference between the two systems is the separation of the particle Hamiltonian into a kinetic and potential energy part, which does not occur for the magnetic systems. As a result, the magnetic systems Hamiltonians are more difficult to deal with. The derivation of the crossover temperature for systems where the transition mechanism is not a uniform rotation as well as a method for calculating the rate of thermally activated tunneling remain to be completed but are being developed using an approach that is analogous to previous studies of atomic systems^{57,58} and will be presented at a later time.

6 Acknowledgements

This work was supported by the Government of Russian Federation (Grant 074-U01), RFBR (Grant 14-02-00102), the Icelandic Research Fund, the Göran Gustafsson Foundation for Research in Natural Sciences and Medicine (Grant 1303A) and the Academy of Finland FiDiPro program (grant 263294).

References

- 1 W.F. Brown, Jr., *IEEE Transactions on Magnetics*, 1979, **MAG-15**, 1196.
- 2 H.-B. Braun, *J. Appl. Physics*, 1994, **76**, 6310.
- 3 M. Moskalenko, P.F. Bessarab, V.M. Uzdin and H. Jónsson, *AIP Advances*, 2016, **6**, 025213.
- 4 H. Pelzer and E. Wigner, *Z. Phys. Chem. B*, 1932, **15**, 445; E. Wigner, *Trans. Faraday Soc.*, 1938, **34**, 29.
- 5 H.A. Kramers, *Physica*, 1940, **7**, 284.
- 6 G. H. Vineyard, *J. Phys. Chem. Solids*, 1957, **3**, 121.
- 7 P.B. Visscher and R. Zhu, *Physica B: Condensed Matter*, 2012, **407**, 1340.
- 8 G. Fiedler, J. Fidler, J. Lee, T. Schrefl, R.L. Stamps, H.B. Braun and D. Suess, *J. Appl. Phys.*, 2012, **111**, 093917.
- 9 P.F. Bessarab, V.M. Uzdin and H. Jónsson, *Phys. Rev. B*, 2012, **85**, 184409.
- 10 P.F. Bessarab, V.M. Uzdin and H. Jónsson, *Z. Phys. Chem.*, 2013, **227**, 1543.
- 11 P.F. Bessarab, V.M. Uzdin and H. Jónsson, *Phys. Rev. B*, 2014, **89**, 214424.
- 12 P.F. Bessarab, V.M. Uzdin and H. Jónsson, *Phys. Rev. Letters*, 2013, **110**, 020604.
- 13 H. Mökkönen, T. Ikonen, T. Ala-Nissila and H. Jónsson, *J. Chem. Phys.*, 2015, **142**, 224906.
- 14 *Quantum Tunneling of Magnetization – QTM'94*, edited by L. Gunther, B. Barbara (Kluwer Academic, Dordrecht) 1995.
- 15 E.M. Chudnovsky, J. Tejada, *Macroscopic Quantum Tunneling of the Magnetic Moment*, (Cambridge University Press, New York) 1998.
- 16 D. Gatteschi, R. Sessoli and J. Villain, *Molecular Nanomagnets*, (Oxford University Press, New York) 2006.
- 17 L. Bokacheva, A.D. Kent and M.A. Walters, *Phys. Rev. Lett.*, 2000, **85**, 4803.
- 18 K.M. Mertes, Y. Zhong, M.P. Sarachik, *et al.*, *Europhys. Lett.*, 2001, **55**, 874.
- 19 W. Wernsdorfer, M. Murugesu and G. Christou, *Phys. Rev. Lett.*, 2006, **96**, 057208.
- 20 S. M. J. Aubin *et al.*, *J. Am. Chem. Soc.*, 1998, **120**, 4991.
- 21 E.M. Chudnovsky, *Phys. Rev. A*, 1992, **46**, 8011.
- 22 V.V. Ulyanov and O.B. Zaslavskii, *Phys. Rep.*, 1992, **214**, 179.
- 23 E. M. Chudnovsky, D. A. Garanin, *Phys. Rev. Lett.*, 1997, **79**, 4469.
- 24 C.-S. Park, S.-K. Yoo and D.-H. Yoon, *Phys. Rev. B*, 2000, **61**, 11618.
- 25 G.-H. Kim and E.M. Chudnovsky, *Europhys. Lett.*, 2000, **52**, 681.

-
- 26 D.A. Garanin and E.M. Chudnovsky, *Phys. Rev. B*, 2000, **63**, 024418.
- 27 W. Wernsdorfer and R. Sessoli, *Science*, 1999, **284**, 133.
- 28 S. A. Owerre, M. B. Paranjape, *Phys. Rep.*, 2015, **546**, 1.
- 29 D.H. Kang and G.-H. Kim, *Phys. Rev. B*, 2006, **74**, 184418.
- 30 G.H. Kim, D.H. Kang and M.C. Shin, *Eur. Phys. J. B*, 2011, **83**, 63.
- 31 P.F. Bessarab, V.M. Uzdin and H. Jónsson, *Comp. Phys. Commun.*, 2015, **196**, 335.
- 32 G. Mills, H. Jónsson and G. Schenter, *Surf. Sci.* **324**, 305 (1995).
- 33 H. Jónsson, G. Mills, K. W. Jacobsen, 'Nudged Elastic Band Method for Finding Minimum Energy Paths of Transitions', in '*Classical and Quantum Dynamics in Condensed Phase Simulations*', ed. B. J. Berne, G. Ciccotti and D. F. Coker (World Scientific, 1998), page 385.
- 34 S. Krause, G. Herzog, T. Stapelfeldt, L. Berbil-Bautista, M. Bode, E. Y. Vedmedenko, and R. Wiesendanger, *Phys. Rev. Lett.*, 2009, **103**, 127202.
- 35 J. C. Keck, *Adv. Chem. Phys.* **13**, 85 (1967).
- 36 V. A. Bendetskii, V. I. Goldanskii and D. E. Makarov, *Phys. Rep.*, 1993, **233**, 195.
- 37 W.H. Miller, *J. Chem. Phys.*, 1975, **62**, 1899.
- 38 C. Callen, S. Coleman, *Phys. Rev. D*, 1977, **16**, 1762.
- 39 G. Mills, G. K. Schenter, D. E. Makarov and H. Jónsson, *Chem. Phys. Letters*, 1997, **278**, 91.
- 40 G. Mills, G. K. Schenter, D. E. Makarov and H. Jónsson, 'RAW Quantum transition state theory', in '*Classical and Quantum Dynamics in Condensed Phase Simulations*', ed. B. J. Berne, G. Ciccotti and D. F. Coker (World Scientific, 1998), page 405.
- 41 J. Klauder, *Phys. Rev. D*, 1979, **19**, 2349.
- 42 E. Kochetov, *J. Math. Phys.*, 1995, **36**, 4667.
- 43 E. Fradkin, *Field Theories of Condensed Matter Physics*, Chapter 7.2, (Cambridge University Press, New York) 2013.
- 44 M. V. Berry, *Proc. R. Soc. London, Ser. A*, 1984, **392**, 45.
- 45 A. Garg, *Am. J. Phys.*, 2010, **78**, 661.
- 46 V. I. Goldanskii, *Sov. Phys. Dokl.*, 1959, **4**, 74.
- 47 C.-S. Park, *J. of Magnetism and Magnetic Materials*, 2003, **267**, 281.
- 48 D.A. Garanin, X. Martinez Hidalgo, E.M. Chudnovsky, *Phys. Rev. B*, 1998, **57**, 13639.
- 49 G.-H. Kim, *Phys. Rev. B*, 1999, **59**, 11847.
- 50 R. Caciuffo, *et. al.*, *Phys. Rev. Lett.*, 1998, **81**, 4744.
- 51 C. Sangregorio, T. Ohm, C. Paulsen, R. Sessoli, and D. Gatteschi, *Phys. Rev. Lett.*, 1997, **78**, 4645.
- 52 A. Caneschi, *et. al.*, *J. Magn. Magn. Mater.*, 1998, **177**, 1330.
- 53 A. L. Barra, D. Gatteschi, R. Sessoli, *Phys. Rev. B*, 1997, **56**, 8192.
- 54 I. Mirebeau, M. Hennion, H. Casalta, H. Anders, H-U. Güdel, A. V. Irodova and A. Caneschi, *Phys. Rev. Lett.*, 1999, **83**, 628.
- 55 S. Hill, J. A. A. J. Perenboom, N. S. Dalal, T. Hathaway, T. Stalcup and J. S. Brooks, *Phys. Rev. Lett.*, 1998, **80**, 2453.
- 56 E. Del Barco, A. D. Kent, S. Hill, J. M. North, N. S. Dalal, E. M. Rumberger,

-
- D. N. Hendrikson, N. Chakov and G. Christou, *J. Low. Temp. Phys.*, 2005, **140**, 119.
- 57 H. Jónsson, *Proc. Natl. Acad. Sci.*, 2011, **108**, 944.
- 58 D.M. Einarsdóttir, A. Arnaldsson, F. Óskarsson and H. Jónsson, *Lecture Notes in Computer Science*, 2012, **7134**, 45.