

# Chemical Science

Accepted Manuscript



This is an *Accepted Manuscript*, which has been through the Royal Society of Chemistry peer review process and has been accepted for publication.

*Accepted Manuscripts* are published online shortly after acceptance, before technical editing, formatting and proof reading. Using this free service, authors can make their results available to the community, in citable form, before we publish the edited article. We will replace this *Accepted Manuscript* with the edited and formatted *Advance Article* as soon as it is available.

You can find more information about *Accepted Manuscripts* in the [Information for Authors](#).

Please note that technical editing may introduce minor changes to the text and/or graphics, which may alter content. The journal's standard [Terms & Conditions](#) and the [Ethical guidelines](#) still apply. In no event shall the Royal Society of Chemistry be held responsible for any errors or omissions in this *Accepted Manuscript* or any consequences arising from the use of any information it contains.

## Stereoelectronic source of the anomalous stability of bis-peroxides

 Gabriel dos Passos Gomes<sup>a</sup>, Vera Vil<sup>b</sup>, Alexander Terent'ev<sup>b</sup>, Igor V. Alabugin<sup>a\*</sup>

 Received 00th January 20xx,  
Accepted 00th January 20xx

DOI: 10.1039/x0xx00000x

www.rsc.org/

The unusual stability of bis- and tris-peroxides contradicts the conventional wisdom – some of them can melt without decomposition at temperatures exceeding 100 °C. In this work, we disclose a stabilizing stereoelectronic effect that two peroxide groups can exert on each other. This stabilization originates from strong anomeric  $n_{\text{O}} \rightarrow \sigma^*_{\text{CO}}$  interactions that are absent in mono-peroxides but reintroduced in molecules where two peroxide moieties are separated by a  $\text{CH}_2$  group. Furthermore, such effects can be induced by other  $\sigma$ -acceptors and amplified by structural constraints imposed by cyclic and bicyclic frameworks.

### Introduction

Organic peroxides have a deserved reputation as explosive high-energy functionalities that should be avoided.<sup>1</sup> However, in addition to classic applications of peroxides as radical initiators, explosives and oxidative reagents, more recently this functionality started to play an important role in the design of medicinal agents<sup>2</sup> (Figure 1). These new practical applications demand better understanding of the fundamental factors responsible for the instability of peroxides. In this context, the discovery of remarkably stable organic bis-peroxides that can melt without decomposition at temperatures as high as 142 °C<sup>3</sup> calls for a critical evaluation of the electronic properties responsible for the unusual stability of these structures. It is particularly counterintuitive that these surprisingly stable peroxides can contain not only one but *multiple* O-O bonds.

In this work, we investigate why combining in one molecule several O-O bonds, the very element responsible for the instability, can lead to a counterintuitive increase in thermodynamic stability in comparison to analogous mono-peroxides.

In the first part, we will analyze electronic structure of peroxides and related molecules with Natural Bond Orbital (NBO) analysis, the method of choice for analysis of stereoelectronic interactions.<sup>4</sup> We will show that, among other factors, peroxides lack anomeric stabilization that strongly stabilizes their structurally related cousins, acetals. In the second part, we identify a variety of structural effects that bring the anomeric stabilization back to life and increase the overall thermodynamic stability of peroxides.

### Computational Details and Methods

Calculations were carried with the Gaussian 09 software package,<sup>5</sup> using the M06-2X DFT functional<sup>6</sup> or the MP2<sup>7</sup> method, both with the 6-311++G(d,p) basis set. For the relaxed PES scans, we also used double hybrid B2PLYPD functional.<sup>8</sup> Delocalizing interactions were evaluated from M06-2X data with NBO method, using NBO 3.0 software. NBO analysis transforms the canonical delocalized molecular orbitals from DFT calculations into localized orbitals that are closely tied to the chemical bonding concepts. Each of the localized NBO sets is complete and orthonormal. The filled NBOs describe the hypothetical, strictly localized Lewis structure. The interactions between filled and antibonding orbitals represent the deviation from the Lewis structure and can be used to measure delocalization. For example, delocalizing interaction can be treated via the 2<sup>nd</sup> order perturbation energy approach

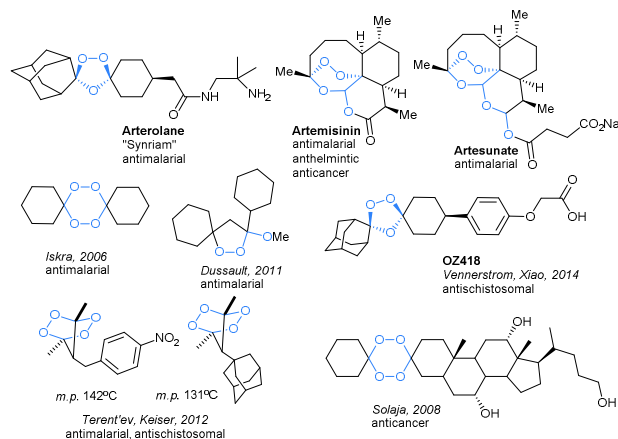
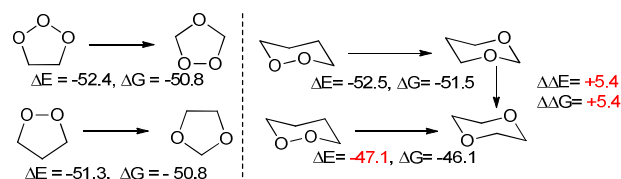


Figure 1: A selection of biologically active peroxides

<sup>a</sup> Department of Chemistry and Biochemistry, Florida State University, Tallahassee, Florida 32306-4390. E-mails: [gagomes@chem.fsu.edu](mailto:gagomes@chem.fsu.edu), [alabugin@chem.fsu.edu](mailto:alabugin@chem.fsu.edu)
<sup>b</sup> N. D. Zelinsky Institute of Organic Chemistry, Russian Academy of Sciences, 47 Leninsky Prospekt, Moscow 119991, Russian Federation. E-mails: [vera\\_vil@mail.ru](mailto:vera_vil@mail.ru), [alterex@yandex.ru](mailto:alterex@yandex.ru)
<sup>†</sup> Electronic supplementary information (ESI) available: Cartesian coordinates and energies of all calculated structures. For ESI see DOI: 10.1039/x0xx00000x



Scheme 1: Left:  $\Delta E$  and  $\Delta G$ , in kcal/mol, for translocation of oxygen in tri- and dioxapentanes. Right:  $\Delta E$  and  $\Delta G$  for translocation of oxygen in dioxacyclohexanes

as  $E(2) = n_i |F_{ij}|^2 / \Delta E$ , where  $n_i$  is the population of a donor orbitals,  $F_{ij}$  is the Fock matrix element for the interacting orbitals  $i$  and  $j$ , and  $\Delta E$  is the energy gap between these orbitals. Chemcraft 1.7<sup>9</sup> and CYLView<sup>10</sup> were used to render the molecules and orbitals. Crystal structures were obtained from the Cambridge crystal structure database (CSD)<sup>11</sup> using ConQuest<sup>12</sup> and post-analyzed as histograms and heat plots with both Mercury<sup>13</sup> and MATLAB<sup>14</sup>. The latter software was also used to build the tridimensional PES with two dihedral scans.

## Results and discussion

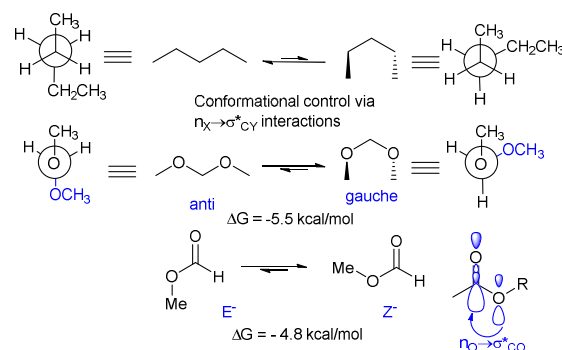
### The high energy of the peroxide functionality

The high energy stored in the peroxide functionality is readily revealed by the exergonicity of reactions that decrease the number of O-O bonds. For example, 1,2,3-trioxolanes (i.e., the primary ozonides formed in ozonolysis of alkenes) are 52.4 kcal/mol less stable than 1,2,4-trioxolanes (i.e., the secondary ozonides). This energy difference is similar to the 51.3 kcal/mol difference in the energies of 1,2 and 1,3-dioxolanes because, in both cases an O-O bond is converted into a stronger C-O bond (Scheme 1).

Clearly, the greater strength of C-O bonds is the largest contributor to the high exothermicity of such oxygen translocations. These isodesmic equations show the value of peroxides as a high energy functionality in the design of reactions where conversion of weak O-O bonds into stronger functionalities can serve as driving force for a chemical process. However, reactions in Scheme 1 also indicate the presence of an additional structural effect. The transformation of 1,2-dioxane into 1,4-dioxane is 5.4 kcal/mol less exothermic than the transformation into 1,3-dioxane ( $\Delta E = -47.1$  vs.  $-52.5$  kcal/mol, respectively). This difference indicates the presence of an additional stabilizing effect, specific for 1,3-dioxane. We will show below that this stabilization is associated with the activation of anomeric effect and that it provides a hint on how to stabilize peroxides *without* losing the O-O bonds, the very structural units that are responsible for the unique chemical and medicinal activity of peroxides.

### The anomeric effect – the key stabilizing force in oxygen containing compounds.

The anomeric effect, a well-known axial preference of acceptor substituents at the anomeric carbons of pyranoses and related heterocycles with an endocyclic lone pair, is one of the oldest and most-studied stereoelectronic effects<sup>15</sup> (Scheme 1). It is a manifestation of the more general stereoelectronic



Scheme 2: Generalized anomeric effect in dimethoxymethane and the role of anomeric hyperconjugation in esters, energies are in kcal/mol.

preference for a lone pair  $n_X$  at heteroatom X and C-Y bond in a  $YCH_2X$  moiety to be aligned in an antiperiplanar geometry,<sup>16</sup> maximizing the hyperconjugative  $n_X \rightarrow \sigma^*_{C-Y}$  interaction. The stabilizing effect of such interactions is considerable - for example, the gauche, gauche conformation of dimethoxymethane is 5.5 kcal more stable than the all-anti conformation in the gas phase. Solvents of high polarity provide more stabilization to the more polar conformations, weakening the stereoelectronic preference imposed by orbital interactions. Anomeric interactions are not limited to acetals. For example,  $n \rightarrow \sigma^*_{C=O}$  interactions are responsible for the greater stability of Z-isomers of esters and related functionalities.<sup>17</sup> NBO analysis provides a stereoelectronic rationale for the gauche preference in  $MeOCH_2OMe$  by identifying two strong  $n_O \rightarrow \sigma^*_{C-O}$  interactions (with the NBO energies of 14.9 kcal each). These interactions are much stronger than other vicinal interactions in this molecule (e.g., the pairs of  $\sigma_{C-H} \rightarrow \sigma^*_{O-C}$  and  $\sigma_{C-H} \rightarrow \sigma^*_{C-O}$  interactions contribute 3.4 and 4.5 kcal/mol, respectively, per interaction).

### Lack of anomeric stabilization in peroxides.

Conformational preferences of peroxides are drastically different from ketals. In particular, the most stable rotamer of dimethyl peroxide corresponds to the COOC dihedral angle of  $\sim 150^\circ$ <sup>18</sup>. Furthermore, the adjacent region of the potential energy surface is rather flat and corresponds to an essentially isoenergetic ensemble of conformations with dihedral angles from  $110$  to  $180^\circ$  (all within 1 kcal/mol at MP2/6-311++g(d,p) level). This is in good agreement with the experimental values of the COOC dihedrals in crystal structures for acyclic peroxides, displayed as a histogram in Figure 2. The gauche geometry analogous to the most stable geometry of dimethyl acetal ( $60^\circ$ , PES scanned for both COCO dihedrals shown in depth on ESI) is  $\sim 5$  kcal/mol higher in energy than the minimum (Figure 2). Overall, these conformational trends point to dramatically different stereoelectronics of acetals compared to peroxides. This finding is noteworthy since the donor ability of lone pairs at the two adjacent heteroatoms is often considered to be enhanced, for example peroxide anions are better nucleophiles than hydroxides.<sup>19</sup> In order to rationalize the conformational and structural peculiarities of peroxides, let us analyze the electronic structure of this functionality in more detail.

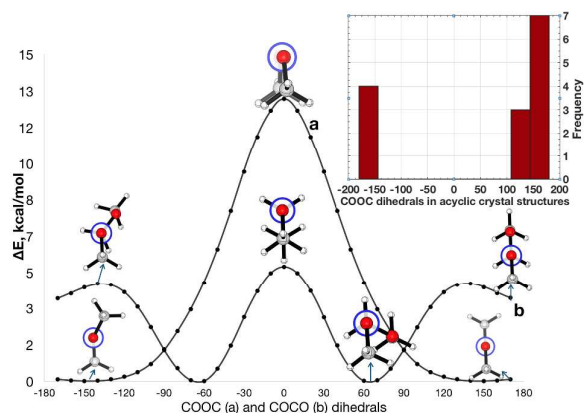


Figure 2: The COOC and COCO dihedral PES scans in dimethylperoxide (a) and dimethoxy-methane (b), respectively. On right top, histogram displaying the frequency of COOC dihedral angles in crystal structures for acyclic peroxides.<sup>20</sup>

### The anatomy of the peroxide moiety.

Oxygen is well-known to form strong bonds to other elements, including some of the strongest bonds in the chemical universe (i.e., the O-H and Si-O bonds) and yet the O-O bond is weak.<sup>21</sup> One of oxygen's less-known idiosyncrasies is that this element does not efficiently use hybridization in non-polar covalent bonds. In particular, the O-O bond of the peroxide moiety forms via the overlap of nearly pure p-orbitals ( $\sim sp^8$ , Scheme 3). The inefficiency of hybridization decreases the covalent overlap between the bond forming orbitals and contributes to the weakness of the O-O bond.<sup>22,23</sup>

Furthermore, the apparent Bond Dissociation Energy (BDE) for an X-Y bond reflects not only the strength of direct X/Y overlap but also the presence of secondary delocalizing interactions between bonds, antibonds and lone pairs present at X and Y. For example, BDE for C-C bond in ethane also includes penalty for the loss of all hyperconjugative  $\sigma_{C-H} \rightarrow \sigma^*_{C-H}$  interactions<sup>24</sup> in addition to the direct cost of breaking overlap between the two  $\sim sp^3$  carbon hybrids in the C-C bond. Even without engaging in the debate of whether the lone pair/lone pair four-electron interactions are repulsive or simply non-stabilizing,<sup>25</sup> it is clear that interactions between vicinal lone pairs do not contribute to stabilization of the O-O moiety in the same way as the  $\sigma_{C-H} \rightarrow \sigma^*_{C-H}$  interactions contribute to the stabilization of  $CH_2-CH_2$  moiety in an alkane.

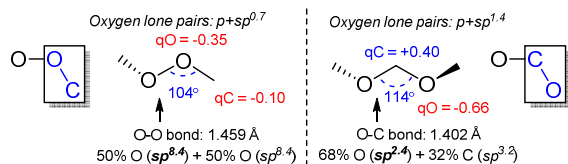


Figure 3: The simplest organic functional groups with two oxygen atoms are dramatically different electronically and geometrically.

In addition, unusual hybridization leads to unusual geometric features. For example, the OOC angle in dimethyl peroxide is  $\sim 10^\circ$  smaller than the OCO angle in dimethyl acetal, leading to a noticeably different alignment of the p-type lone pair of oxygen with the vicinal  $\sigma$ -bond in these two oxygen-containing organic functionalities (Figure 3).

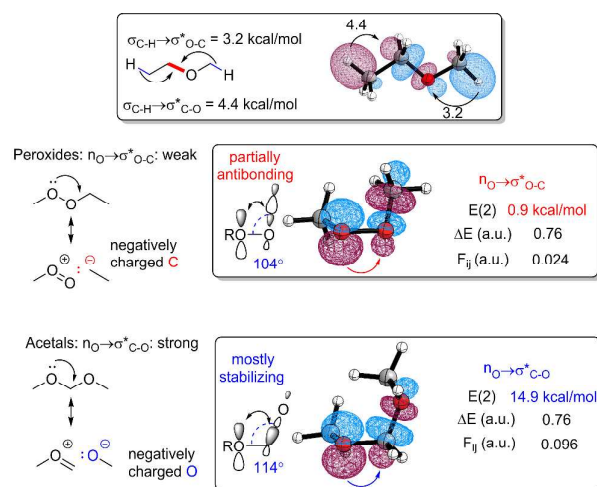
### The disappearing anomeric effect in peroxides

The effect of this combination of structural features is further amplified by anisotropic character of  $n_O \rightarrow \sigma^*_{X-Y}$  interactions. In our earlier work, we had identified the strong directionality of hyperconjugative interactions in ethers<sup>26</sup> where C-O bonds are  $\sim 40\%$  better acceptors than O-C bonds in  $\sigma_{C-H} \rightarrow \sigma^*_{X-Y}$  interactions (X,Y=O,C), as a consequence of polarization of  $\sigma^*_{CO}$  orbital towards carbon (Scheme 3). In the present work, we found that the directionality of  $n_O \rightarrow \sigma^*_{X-Y}$  interactions is pronounced even further.

As shown in Scheme 3, the NBO energy for  $n_O \rightarrow \sigma^*_{C-O}$  interaction in the acetal is 14.9 kcal/mol, whereas the energy  $n_O \rightarrow \sigma^*_{O-C}$  interaction in the peroxide is  $\sim 0.9$  kcal/mol at the same level of theory. In other words, the stereoelectronic difference increased from 40% to  $>1600\%$  in the  $\sigma^*$  interactions with a stronger donor ( $\sigma_{C-H}$  vs.  $n_O$ ).

The reason for the greatly increased hyperconjugative anisotropy lies in the intricate combination of effects that control the resulting orbital overlap. When a  $\sigma$ -orbital (e.g., the C-H bond in Scheme 3, top) serves as a donor, most of the stabilizing orbital overlap in the  $\sigma \rightarrow \sigma^*$  interaction originates from overlap of this  $\sigma$ -orbital with the **back** lobe of an antiperiplanar  $\sigma^*$ -acceptor. In contrast, when a **p-orbital** serves as a donor in an anomeric interaction, the notions of syn- and antiperiplanarity disappear. In such systems, the  $n_p/\sigma^*$  overlap is significant with **both** the back lobe of the  $\sigma^*$ orbital (e.g., the O-C bond in peroxide in Scheme 3) and the antibonding region **between** the two atoms (e.g., O and C). In peroxides, the unusually small OOC angle brings the  $\sigma^*_{OC}$  node closer to the p-orbital. The destabilizing interaction with the out-of-phase hybrid at carbon largely offsets the in-phase stabilizing interaction of the p-donor with the oxygen part of the  $\sigma^*_{O-C}$  orbital (Scheme 3).

The  $>16$ -fold decrease in the magnitude of  $n_O \rightarrow \sigma^*_{O-C}$  interactions in peroxides in comparison to  $n_O \rightarrow \sigma^*_{C-O}$  interactions in acetals is striking. Taken together with the above-mentioned structural effects, the non-symmetric nature of  $\sigma$ -acceptors explains why the anomeric effect is dramatically



Scheme 3: Top: Polarization of  $\sigma^*_{\text{C-O}}$  explains why C-O bond is  $\sim 40\%$  stronger acceptor at the carbon end. The orbital interactions are quantified by NBO analysis and given in kcal/mol. Middle and bottom: The difference between  $n_{\text{O}} \rightarrow \sigma^*_{\text{C-O}}$  interactions in acetals and  $n_{\text{O}} \rightarrow \sigma^*_{\text{O-C}}$  interactions in peroxides is amplified  $>16$ -fold ( $>1600\%$  difference!).

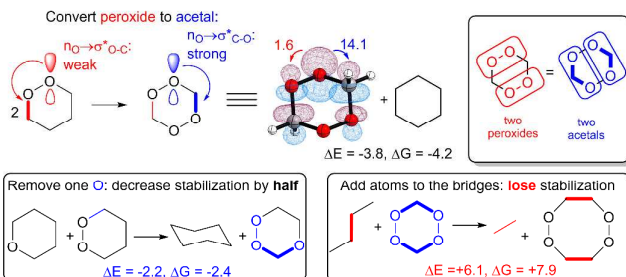
diminished in peroxides in comparison with acetals. This stereoelectronic analysis reveals one more source of thermodynamic instability of dialkyl peroxides – the weakening of anomeric hyperconjugative interactions.

In the next part, we will show how to bring back the anomeric stabilization. This reactivation will also illustrate how combining multiple O-O moieties in one molecule can provide additional thermodynamic stability.

#### Converting peroxides into more stable molecules without removing O-O bonds

The paradoxical  $\sim 4$  kcal/mol stabilization due to the presence of an *additional O-O group* in the same molecule is illustrated by the comparison of 1,2,4,5-tetraoxane with 1,2-dioxacyclohexane (Scheme 4, center). Introduction of only a single oxygen (1,2,4-trioxane) decreases this stabilization by the factor of  $\sim 2$  whereas introduction of an additional carbon in the bridge that separates the two peroxides obliterates the stabilizing effect (Scheme 4, bottom).

NBO analysis illustrates that the origin of the observed stabilization is stereoelectronic. It is associated with the activation of the anomeric  $n_{\text{O}} \rightarrow \sigma^*_{\text{C-O}}$  interactions by the



Scheme 4: Top left: Stabilization energies, orbital interactions, and NBO plots of O1 lone pair,  $\sigma^*_{\text{O2-C3}}$  and  $\sigma^*_{\text{C5-O6}}$  in 1,2,4,5-tetraoxane. Top right: Reactivation of anomeric effect in 1,2,4,5-tetraoxane. Bottom left: Comparison with 1,2,4-trioxane. Bottom right: Comparison with 1,2,5,6-tetraoxacyclooctane. The NBO interaction energies as well as  $\Delta E$  and  $\Delta G$  for the isodesmic reactions are in kcal/mol

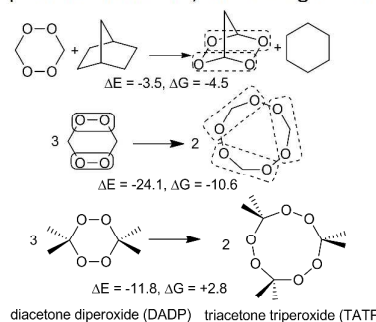
addition of  $\sigma$ -acceptors. Based on the prevalent hyperconjugative stabilization patterns, these bis-peroxides are stereoelectronically equivalent to bis-acetals. Indeed, each of the four  $n_{\text{O}} \rightarrow \sigma^*_{\text{C-O}}$  interactions in the significantly puckered 1,2,4,5-tetraoxane ring is almost as large as such interactions in 1,3-dimethoxymethane (14.1 and 14.9 kcal, respectively). The large magnitude of these interactions is noteworthy because the p-type lone pair at the endocyclic oxygen atom in a non-distorted chair geometry is usually aligned better with the axial substituents than with the vicinal endocyclic bond.

Taking advantage of stereoelectronic stabilization provided by anomeric effect opens an opportunity to increase thermodynamic stability of peroxides without *decrease* in the number of O-O bonds. Such stabilization should be general and incorporation of additional O-O units should be stabilizing as well as long as they are separated by a single carbon and the donor and acceptor orbitals are sufficiently well aligned with each other. This finding supports multiple directions for the design of peroxides with increased stability.

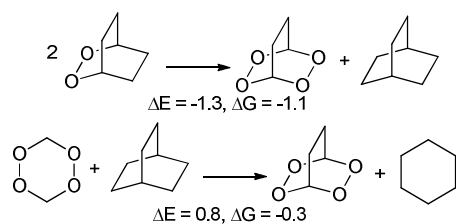
#### In search of the optimal stereoelectronics for the peroxide/peroxide motifs

In this section, we expand our analysis to other experimentally known cyclic bis- and tris-peroxides: the [2.2.1] bicyclic systems where the tetraoxacyclohexane moiety is constrained in a boat conformation and to nine-membered cycles with *three* O-O moieties. The [2.2.1] bicyclic bis-peroxide is stabilized ( $\sim 4$ -5 kcal/mol) in comparison to the monocyclic system (Scheme 4). There, the stabilizing effect of each of the four symmetry-equivalent  $n_{\text{O}} \rightarrow \sigma^*_{\text{C-O}}$  interactions reaches 16.4 kcal, suggesting an even better arrangement of the donor and acceptor orbitals when the boat conformation is enforced in the 1,2,3,4-tetraoxane.

The thermodynamic stabilization grows further in the 9-membered tris-peroxide. The overall  $\sim 12$  kcal/mol energy corresponds to  $\sim 4$  kcal/mol enthalpy lowering per each O-O moiety. Note, however, that this very large enthalpic stabilization is partially offset by entropy. The interplay between enthalpy and entropy depends on substitution. For example, whereas conversion of the parent six-membered bis-peroxide into nine-membered tris-peroxide still provides more than 5 kcal/mol decrease in the overall free energy per each formed tris-peroxide molecule, the analogous conversion of



Scheme 5: Structural modifications can further increase the stabilizing effect of multiple peroxides moieties



Scheme 6: The bicyclic [2.2.2] system does not show the same large enhancement in the stabilization as the bicyclic [2.2.1] system. All energies in kcal/mol.

diacetone diperoxide (DADP) into triacetone triperoxide (TATP) is calculated to be slightly endergonic.

The large increase in stabilization for the 9-membered cycle is consistent with the increased NBO energies for the anomeric interactions in this more flexible cyclic system. We have not performed the exhaustive conformational search for this system but each of the found  $n \rightarrow \sigma^*_{C-O}$  interactions ( $\sim 16.5$  kcal/mol) is greater than the analogous interactions in the puckered chair conformation of 1,2,4,5-tetraoxane (ESI part).

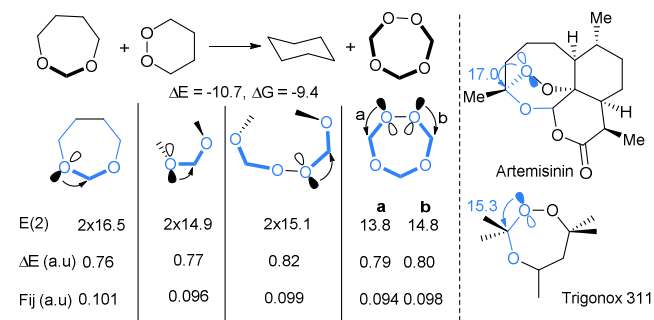
The intricate influence of molecular geometry on orbital interactions is further illustrated by Scheme 6 that shows that the additional stabilizing effect imposed by the bicyclic [2.2.1] system disappears in the analogous [2.2.2] bis-peroxide. This finding indicates that geometry of the larger bicycle decreases anomeric interactions in comparison to the [2.2.1] framework. According to NBO analysis, the 16.4 kcal/mol average energy for the  $n \rightarrow \sigma^*_{C-O}$  interactions in the [2.2.1] system is decreased to 12.5 kcal/mol in the [2.2.2] system.

#### New stabilizing patterns:

##### Stabilizing peroxides with acetals

The stereoelectronic principles for peroxide stabilization can be expanded to the design of molecules that draw their stability from functional groups other than peroxides. For example, because it is not the additional O-O bond itself but the associated  $\sigma^*_{C-O}$  orbital that serves as the true source of stabilization, the acceptor  $\sigma^*_{C-O}$  orbital can be part of another functionality, i.e., an acetal or an ether.

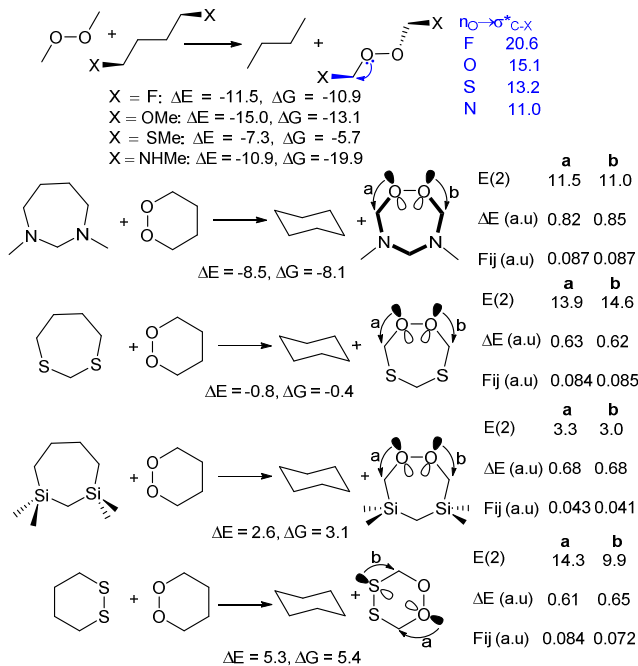
Indeed, NBO finds a strong anomeric interaction of 15.1 kcal/mol in the acyclic peroxide with two  $-\text{CH}_2\text{OMe}$  substituents. The increased value of this effect in comparison to similar interaction in the acetals (14.9 kcal in 1,3-dimethoxymethane) can be attributed to the increased donor ability of peroxide lone pairs as a manifestation of  $\alpha$ -effect.<sup>19</sup> Much of the increased stabilization is retained in the relatively flexible 7-membered bis-peroxide with two embedded acetal functions (1,2,4,6-tetraoxacycloheptane) that exhibits  $>9$  kcal/mol of the stabilization relative to tetraoxane. Nature uses this design to stabilize medically important peroxides such as Artemisinin (Scheme 7). Furthermore, survey of stabilized peroxides provided by commercial sources also reveals increased kinetic and thermodynamic stabilities for a number of peroxides adjacent to a C-O bond (i.e., Trigonox 311).<sup>27</sup>



Scheme 7: top: isodesmic equation showing the greater stabilization of a peroxide by a ketal group in 7-membered ketal. Bottom: E(2) for  $n \rightarrow \sigma^*_{C-O}$  interactions on ketals and peroxides that are stabilized by ketals; Right: selected NBO interactions and its E(2) for  $n \rightarrow \sigma^*_{C-O}$  interactions in Artemisinin and Trigonox 311

##### Stabilizing peroxides with other heteroatoms

As illustrated by isodesmic equations in Scheme 8, other  $\sigma^*_{C-X}$  acceptors can be utilized but the magnitude of the observed stabilization is dependent on how efficient are the anomeric interactions in each system. Electronegativity has the largest effect: C-F and C-O bonds are the most efficient whereas stabilization by C-N and C-S bonds is smaller (but still significant).<sup>28</sup> In the cyclic structures, effects are modulated by orbital overlap changes imposed by differences in the bond lengths and by the varying ring constraints. Although changing the two endocyclic C-O bonds to C-N bonds slightly decreases the stabilizing effect in agreement with the expected difference between the acceptor ability of  $\sigma^*_{C-O}$  and  $\sigma^*_{C-N}$ , the overall stabilization still remains substantial ( $\sim 8$  kcal/mol).



Scheme 8: Substituents can either stabilize or destabilize peroxides

In contrast, the presence of S-C-S, Si-C-Si and S-S moieties in cyclic structures shown in Scheme 8 has either a very small effect or becomes destabilizing. The mutually destabilizing effect of peroxide and disulfide groups within the same six-membered cycle is particularly interesting. Even a single S-atom in the cycle imposed a destabilizing influence on peroxides and the observed destabilization persisted even when S atom was oxidized to the respective sulfoxide and sulfone in order to increase the acceptor ability of the respective  $\sigma^*_{C-S}$  orbitals (see the SI).

On the other hand, C-F bonds impose a larger stabilizing effect than C-O bonds, as expected from the greater electronegativity of fluorine.<sup>29</sup> The calculated conformational effects in these systems are large if oxygen p-lone pairs and the C-F bonds are properly aligned. In acyclic systems, such stabilization can reach ~11 kcal/mol (Scheme 8 explored the stabilizing effect of C-F bonds in the greater detail and performed relaxed potential energy scan for the COOC and OOCF dihedrals in bis(fluoromethyl) peroxide (Figure 4, see the ESI for additional information). Interestingly, we have found several energy minima where the compromise between stereoelectronic, steric and electrostatic interactions led to similar stability.

The effect of fluorine on stability of cyclic peroxides further reflects the general requirements for the stereoelectronic stabilizing effects. Cyclic constraints can prevent the system from the optimal alignment of the donor and acceptor orbitals. However, when the acceptor  $\sigma^*_{C-F}$  orbitals are axial<sup>30</sup>, the alignment is still favorable as illustrated by the 4.9 kcal/mol stabilization by the two axial C-F bonds (comparable with the 4.2 kcal/mol effect of an endocyclic O-O moiety in Scheme 4). In contrast, the equatorial C-F groups are better aligned with the O-O bond than with the lone pairs. Such systems cannot enjoy strong anomeric  $n_O \rightarrow \sigma^*_{C-F}$  interactions and the stabilizing effect almost disappears (~0.3 kcal/mol).

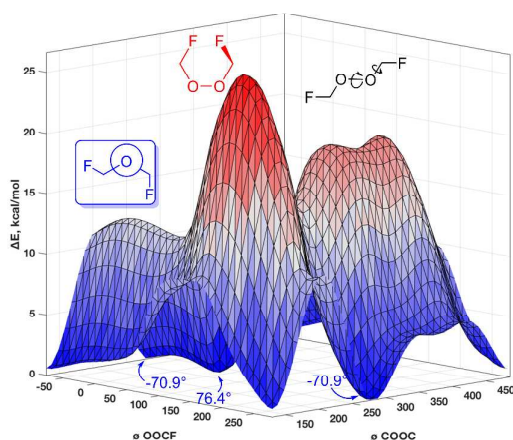
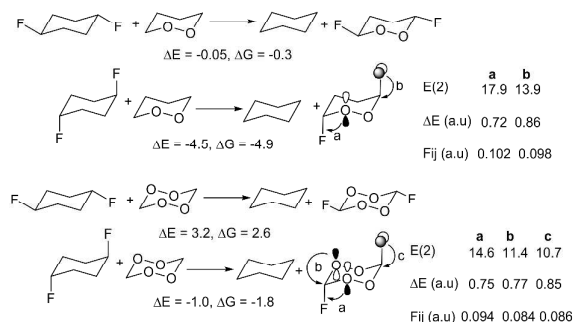


Figure 4: Multidimensional PES for scanning simultaneously both OOCF and COOC dihedrals of bis(fluoromethyl) peroxide. Three minima (deep blue pointed with arrows showing the OOCF dihedrals, boxed Newman projection conformation) and one global maximum (deep red) are located.



Scheme 9: Effects of C-F bonds on stability of peroxides in cyclic systems.  $\Delta E$ ,  $\Delta G$  and  $E(2)$  in kcal/mol

We have also investigated the competition between endo- and exo-anomeric stabilization (Scheme 9). Introduction of two axial fluorines to the tetraoxane moiety adds 1.8 kcal/mol of stabilization. This value is significantly lower than 4.5 kcal/mol stabilization in the diaxial difluoro dioxane, demonstrating the saturation of donor acceptor interactions. The lack of cooperativity stems from the difficulty in simultaneously achieving efficient overlap of the oxygen p-lone pairs with the endocyclic C-O bond and the exocyclic C-F bond. Furthermore, addition of equatorial C-F groups to 1,2,4,5-tetraoxane is destabilizing due to the unfavorable antiperiplanar arrangement between the acceptor C-F and O-O orbitals.

We have compared these computational predictions by analyzing preferred OOCX dihedrals (X = O, N, halogens) using X-ray crystallographic data available for organic peroxides with an acceptor group X at the  $\alpha$ -carbon (Figure 5). The calculated optimal dihedral for OOCF is ~72° (at the ~128° COOC dihedral) is in a good agreement with the preferred dihedrals in the histogram (Figure 5). The OOCX dihedral optimizes the  $n_O \rightarrow \sigma^*_{C-X}$  interaction that stabilizes the peroxide group by better aligning the best donor and acceptor orbitals. Since no structural restraints was imposed on the analyzed set, the range of observed dihedrals was relatively broad and another set of values close to 150-170° was found as well, mostly for exocyclic substituents in cyclic structures. We will analyze stereoelectronic features of the 2<sup>nd</sup> set of compounds in the future work.

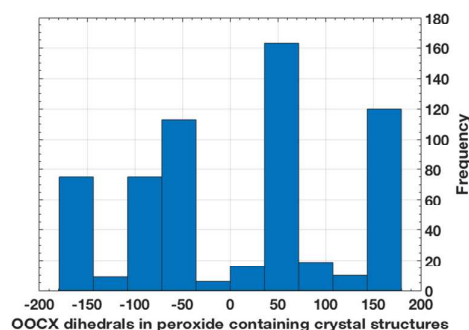
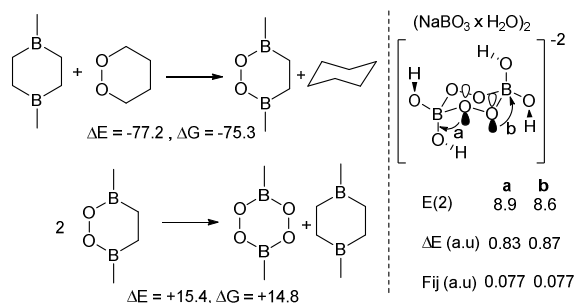


Figure 5: The distribution of OOCX dihedrals in peroxide-containing crystal structures



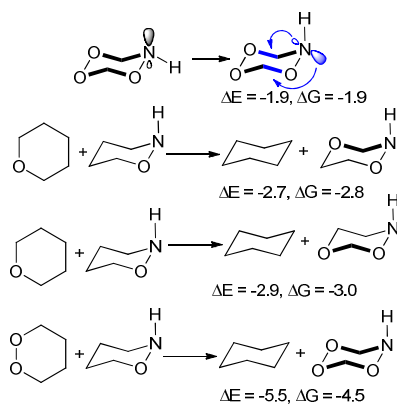
Scheme 10: Left: the empty p-orbital of tricoordinated boron can stabilize peroxides but antiaromaticity decreases efficiency of the cyclic conjugation. Right: the dimeric perborate dianion is stabilized by anomeric  $n \rightarrow \sigma^*_{B-O}$  interactions.  $\Delta E$ ,  $\Delta G$  and  $E(2)$  in kcal/mol

To test the effect of  $n_o \rightarrow p_x$  interactions (corresponding to the formation of dative  $O=X$  bonds), we calculated stabilization energies associated with the presence of boron atoms ( $X=B$ ).<sup>31</sup> Since an empty a p-orbital can be an even better acceptor than a  $\sigma^*_{C-X}$  orbital, the effects associated with the  $O=B$  bond formation are very large and strongly stabilizing. Although presence of two  $O-O$  moieties creates an antiaromatic system that partially offsets the stabilization, such systems can be stabilized via the formation of the anionic ate-complexes. For example, sodium perborate forms crystalline dimeric hydrates where two peroxide bridges are separated by two boron atoms.

The chair conformations of these six-membered cycles display exo-anomeric  $n_o \rightarrow \sigma^*_{B-O}$  interactions with the exocyclic B-O bonds. Even despite the lower electronegativity of boron, NBO finds these interactions to be quite strong ( $\sim 9$  kcal/mol, Scheme 10). The significant hyperconjugative stabilization can be one of the reasons for the increasing popularity of this oxidizing agent in synthesis.

#### Stabilizing other “higher energy functionalities”: the O-N bond.

We also investigated whether the stereoelectronic principles can be used for stabilization of another relatively unstable group, the O-N bond. Indeed, anomeric stabilization of N-O moiety by endocyclic C-O bonds is also possible (Scheme 11).



Scheme 11: Different weak links can be stabilized through stereoelectronic effects.  $\Delta E$  and  $\Delta G$  in kcal/mol

Furthermore, one can put the stabilizing C-O moiety antiperiplanar to the lone pairs of either nitrogen or oxygen atoms of the N-O bond:  $\sim 3$  kcal/mol of stabilization is found in the either case.<sup>32</sup> As expected from the stereoelectronic origin of these effects, greater stabilization is observed when lone pair of an endocyclic nitrogen electron donor is equatorial. In this conformation, the two “weak links”, the O-O bond and the O-N bond, reinforce each other through four anomeric interactions.

## Conclusions

Stereoelectronic analysis resolves the apparent paradox of why combining two peroxides in one molecule can lead to thermodynamic stabilization. The combination of hybridization and polarization effects leads to dramatic ( $>10$ -fold) weakening of anomeric effect in peroxides in comparison to their structural cousins, acetals. However, the anomeric stabilization in bis-peroxides is resurrected in molecules where two peroxides are separated by a one-atom bridge. Due to reactivation of strong anomeric interactions, such structures are better described as bis-acetals rather than bis-peroxides. Although these stabilizing effects cannot fully compensate for the weakness of O-O bond, this analysis opens new ways for design of more stable peroxides via the introduction of appropriate sigma acceptors (C-F, C-O or C-N bonds).

But what does this stabilization mean from the practical point of view? “Stability” can have a different meaning when applied to peroxides. How far does thermodynamics translate into kinetic stability? How important is anomeric stabilization for reactivity of peroxides? Those are complex questions. Although the excessive heat of formation (high energy content) is one of the key properties of explosive materials, other factors can be important as well. For example, even though explosion of triacetone triperoxide (TATP) is not highly favored thermochemically, TATP is still a powerful explosive due to “entropy burst” associated with formation of one ozone and three acetone molecules from every molecule of TATP.<sup>33</sup> The dramatic difference in sensitivities of diacetone diperoxide (DADP) cocrystals was shown to originate from subtle differences in non-covalent interactions in each cocrystal structure.<sup>1c</sup> In future work, it is important to investigate how the additional thermodynamic stabilization influences kinetic stability and reactivity of the hybrid peroxides described in this work.

## Acknowledgements

We are grateful to the National Science Foundation (CHE-1465142) for support of this research and to the Research Computing Center of the Florida State University for the allocation of computational resources. Synthesis of stable organic peroxides was financially supported by the Russian Science Foundation (№ 14-23-00150). G. P. G. thanks Vinícius Ferrão and Prof. Pierre Esteves for their support, Dr. Brian Gold and Rana Mohamed for helpful discussions.



## Notes and references

- (a) Klapötke, T. M.; Wloka, T. *Peroxide Explosives*; John Wiley & Sons, Ltd: Chichester, UK, 2009, 1. (b) Klenk, H.; Götz, P. H.; Siegmeier, R.; Mayr, W. *Peroxy Compounds, Organic*; Wiley-VCH Verlag GmbH & Co. KGaA: Weinheim, Germany, 2000. Recent examples: (c) Landenberger, K. B.; Bolton, O.; Matzger, A. J. *Angew. Chem. Int. Ed.* 2013, **52**, 6468. (d) Landenberger, K. B.; Bolton, O.; Matzger, A. J. *J. Am. Chem. Soc.*, 2015, **137**, 5074;
- (a) Jefford, C. W. *Adv. Drug Res.*, 1997, **29**, 271. (b) O'Neil, P. M.; Posner, G. H. *J. Med. Chem.*, 2004, **47**, 2945; (c) Chung, A.; Miner, M. R.; Richert, K. J.; Rieder, C. J.; Woerpel, K. A. *J. Org. Chem.*, 2015, **80**, 266; (d) Gilmore, K.; Kopetzki, D.; Lee, J. W.; Horváth Z.; McQuade, D. T.; Seidel-Morgenstern, A.; Seeberger, P. H. *Chem. Comm.*, 2014, **50**, 12652; (e) Borstnik, K.; Paik, I. K.; Shapiro, T. A.; Posner, G. H. *Int. J. Parasitol.* 2002, **32**, 1661. (f) Vennerstrom, J. L.; Fu, H.-N.; Ellis, W. Y.; Ager, A. L.; Wood, J. K.; Andersen, S. L.; Gerena, L.; Milhous, W. K. *J. Med. Chem.* 1992, **35**, 3023. (g) Dong, Y.; Matile, H.; Chollet, J.; Kaminsky, R.; Wood, J. K.; Vennerstrom, J. L. *J. Med. Chem.*, 1999, **42**, 1477. (h) Gelb, M. H. *Curr. Opin. Chem. Biol.*, 2007, **11**, 440. (i) Kim, H.-S.; Shibata, Y.; Wataya, Y.; Tsuchiya, K.; Masuyama, A.; Nojima, M. *J. Med. Chem.*, 1999, **42**, 2604. (j) Casteel, D. A. *Nat. Prod. Rep.*, 1999, **16**, 55. (k) McCullough, K. J.; Wood, J. K.; Bhattacharjee, A. K.; Dong, Y.; Kyle, D. E.; Milhous, W. K.; Vennerstrom, J. L. *J. Med. Chem.*, 2000, **43**, 1246. (l) Najjar, F.; Gorrichon, L.; Baltas, M.; André-Barrès, C.; Vial, H. *Org. Biomol. Chem.*, 2005, **3**, 1612. (m) Ellis, G. L.; Amewu, R.; Hall, C.; Rimmer, K.; Ward, S. A.; O'Neill, P. M. *Bioorg. Med. Chem. Lett.*, 2008, **18**, 1720; (n) Martyn, D. C.; Ramirez, A. P.; Beattie, M. J.; Cortese, J. F.; Patel, V.; Rush, M. A.; Woerpel, K. A.; Clardy, J. *Bioorg Med Chem Lett* 2008, **18**, 6521; (p) Lau, S.-H.; Galván, A.; Merchant, R. R.; Battilocchio, C.; Souto, J. A.; Berry, M. B.; Ley, S. V., *Org. Lett.* 2015, **17**, 3218
- (a) Terent'ev, A. O.; Borisov, D. A.; Chernyshev, V. V.; Nikishin, G. I. *J. Org. Chem.*, 2009, **74**, 3335. (b) Terent'ev, A. O.; Yaremenko, I. A.; Vil', V. A.; Moiseev, I. K.; Kon'kov, S. A.; Dembitsky, V. M.; Levitsky, D. O.; Nikishin, G. I. *Org. Biomol. Chem.*, 2013, **11**, 2613.
- Reed, A. E.; Weinhold, F. *J. Chem. Phys.*, 1985, **83**, 1736. Reed, A. E.; Weinhold, F. *Isr. J. Chem.*, 1991, **31**, 277. Reed, A. E.; Curtiss, L. A.; Weinhold, F. *Chem. Rev.*, 1988, **88**, 899. Weinhold F. in Schleyer P.v.R. *Encyclopedia of Computational Chemistry*: Wiley: New-York, 1998, **3**, 1792.
- Frisch, M. J. *et al.* Gaussian 09, Revision B.01; Gaussian: Wallingford, CT, 2009. Complete reference in the ESI.
- (a) Zhao, Y.; Truhlar, D. G. *Theor. Chem. Acc.*, 2008, **120**, 215. (b) Zhao, Y.; Truhlar, D. G. *Acc. Chem. Res.*, 2008, **41**, 157.
- Head-Gordon, M.; Pople, J. A.; Frisch, M. J. *Chem. Phys. Lett.*, 1988, **153**, 503.
- S. Grimme, *J. Comp. Chem.*, 2006, **27**, 1787; S. Grimme, *J. Chem. Phys.*, 2006, **124**, 034108; T. Schwabe, S. Grimme, *Phys. Chem. Chem. Phys.*, 2007, **9**, 3397.
- ChemCraft 1.7 build number 405, <http://www.chemcraftprog.com> accessed in February 2015
- CYLview, 1.0b; Legault, C. Y., Université de Sherbrooke, 2009 (<http://www.cylview.org>)
- (a) Allen, F. H. *Acta Cryst. B*, 2002, **58**, 380; (b) Allen, F. H.; Motherwell, W. D. S. *Acta Cryst. B*, 2002, **58**, 407.
- ConQuest 1.17 (<http://www.ccdc.cam.ac.uk/Solutions/CSDSystem/Pages/ConQuest.aspx>), accessed on August 8<sup>th</sup>, 2015
- Mercury 3.5 (<http://www.ccdc.cam.ac.uk/Solutions/FreeSoftware/Pages/ConQuest.aspx>), accessed on August 8<sup>th</sup>, 2015
- MATLAB R2015a, The MathWorks Inc., Natick, MA (<http://www.mathworks.com/products/matlab/>)
- (a) Lemieux, R. U. *Pure Appl. Chem.*, 1971, **25**, 527; (b) Altona, C.; Romers, C.; Buys, H. R.; E. Havinga, E. *Top. Stereochem.*, 1969, **4**, 39; (c) Zefirov, N. S., Shekhman, N. M. *Russ. Chem. Rev.*, 1971, **40**, 315; (d) Tvaroška, I.; Bleha, T. *Adv. Carbohydr. Chem. Biochem.*, 1989, **47**, 45; (e) Juaristi, E.; Cuevas, G. *Tetrahedron*, 1992, **48**, 5019; (f) Graczyk, P. P.; Mikolajczyk, M. Anomeric effect: Origin and consequences. Topics in Stereochemistry, 1994, **21**, 159; (g) Thatcher, G. R. J. (Ed), "The Anomeric Effect and Associated Stereoelectronic Effects, ACS: Washington (1993); (h) Juaristi, E.; Cuevas, G. "The Anomeric Effect, CRC Press: Boca Raton (1995); Perrin, C. L. *Tetrahedron*, 1995, **51**, 11901; (i) Juaristi, E.; Bandala, Y. *Adv. Heterocycl. Chem.*, 2012, **105**, 189.
- (a) Wang, C.; Chen, Z.; Wu, W.; Mo, Y., *Chem. Eur. J.*, 2013, **19**, 1436. (b) David, S.; Eisenstein, O.; Hehre, W. J.; Salem, L.; Hoffmann, R. *J. Am. Chem. Soc.*, 1973, **95**, 3806. (c) Reed, A. E.; Schleyer, P. v. R. *Inorg. Chem.*, 1988, **27**, 3969.
- Alabugin, I. V.; Gilmore, K. M.; Peterson, P. W. *WIRES Comput. Mol. Sci.*, 2011, **1**, 109.
- Schwarz and coworkers found the same conformational preference: Schalley, C. A.; Harvey, J. N.; Schröder, D.; Schwarz, H. *J. Phys. Chem. A*, 1998, **102**, 1021. See also: Khursan, S. L.; Antonovskii V. L. *Doklady Phys. Chem.*, 2002, **382**, 657. The preferred COOC dihedral was found to be 180° and 171° at the M06-2X and B2PLYPD levels respectively, both with 6-311++G(d,p) basis set.
- (a) Edwards, J. O.; Pearson, R. G. *J. Am. Chem. Soc.*, 1962, **82**, 16. (b) Hoz, S.; Buncel, E. *Isr. J. Chem.*, 1985, **26**, 313.
- See ESI for full analysis with cyclic peroxides included. Naturally, cyclic structures disfavor the larger COOC dihedral angles.
- Bond Dissociation Energy (BDE) ~39 kcal/mol for CH<sub>3</sub>OOCH<sub>3</sub>: Bach, R.; Ayala, A. P.; Schlegel, H. B., *J. Am. Chem. Soc.*, 1996, **118**, 12758
- This is due to the increase in the s,p-gap that imposes penalty on hybridization by increasing promotion energy. For a more detailed discussion of hybridization effects on reactivity, see: (a) Alabugin, I. V.; Bresch S.; Manoharan, M. *J. Phys. Chem. A*, 2014, **118**, 3663; Alabugin I. V.; Manoharan, M. *J. Comput. Chem.*, 2007, **28**, 373; (b) Alabugin, I. V.; Bresch, S.; Passos Gomes, G. *J. Phys. Org. Chem.*, 2014, **28**, 147.
- Not only is the  $\sigma$ -overlap of p-orbitals inefficient, but the unusual hybridization in the O-O bond has further

- consequences. For example, the increased allocation of p-character to an  $\sigma$ -bond leaves the relatively low amount of p-character in the two lone pairs of peroxide oxygen atoms. Although the p-type lone pairs in peroxides and acetals are almost the same, the hybridized  $\sigma$ -lone pairs are noticeably different:  $\sim sp^{0.7}$  for the peroxide and  $\sim sp^{1.4}$  for the acetal. Because p-character of lone pairs correlates with their donor ability, decreased p-character in the oxygen lone pair further decreases importance of the few remaining vicinal  $n_O \rightarrow \sigma^*$  interactions.
- 24 Combined energy of these interactions is estimated to be  $\sim 15$  kcal/mol by NBO analysis. Pophristic, V.; Goodman, L. *Nature*, 2001, **411**, 565.
- 25 Weinhold, F. *Angew. Chem. Int. Ed.*, 2003, **42**, 4188
- 26 Alabugin I. V.; Zeidan, T. A. *J. Am. Chem. Soc.*, 2002, **124**, 3175.
- 27 For more information on the Trigonox 311<sup>®</sup>, visit: [https://www.akzonobel.com/polymer/our\\_products/trigonox\\_311/](https://www.akzonobel.com/polymer/our_products/trigonox_311/), accessed in April 2015.
- 28 Donation from lone pair of X to the  $\sigma^*C-O$  of the peroxide also contributes to the overall isodesmic stabilization.
- 29 For the effect of remote F-substitution on metabolic stability of artemisins, see: Bégué, J.-P.; Bonnet-Delpon, D. *ChemMedChem*, 2007, **2**, 608
- 30 Other examples of stabilizing axial substituents: Chiang, C.-Y.; Butler, W.; Kuczkowski, R. L. *J. Chem. Soc., Chem. Commun.* 1988, **465**; Jorge N.; Gómez-Vara, M. E.; Cafferata L. F. R.; Castro, E. A.; *Acta. Chim. Slov.* 2002, **49**, 111
- 31 Plumley, J. A.; Evanseck, J. D. *J. Phys. Chem. A*, 2009, **113**, 5985.
- 32 This is consistent with the similar donor ability of p-lone pair of O and hybrid lone pair of nitrogen. See ref. 26 for further discussion.
- 33 Dubnikova, F.; Kosloff, R.; Almog, J.; Zeiri, Y.; Boese, R.; Itzhaky, H.; Alt, A.; Keinan, E., *J. Am. Chem. Soc.*, 2005, **127**, 1146.