



Tetra-cationic Imidazoliumyl-Substituted Phosphorus-Sulfur Heterocycles from a Cationic Organophosphorus Sulfide

Journal:	<i>ChemComm</i>
Manuscript ID	CC-COM-09-2015-008182.R1
Article Type:	Communication
Date Submitted by the Author:	11-Nov-2015
Complete List of Authors:	Weigand, Jan; TU Dresden, Fachrichtung Chemie und Lebensmittelchemie Henne, Florian; TU Dresden, Fachrichtung Chemie und Lebensmittelchemie Watt, Fabian; TU Dresden, Fachrichtung Chemie und Lebensmittelchemie Schwedtmann, Kai; TU Dresden, Fachrichtung Chemie und Lebensmittelchemie Hennersdorf, Felix; TU Dresden, Fachrichtung Chemie und Lebensmittelchemie Kokoschka, Malte; Gilead Sciences & IOCB Research Center, Institute of Organic Chemistry and Biochemistry, Academy of Sciences of the Czech Republic, Department of Computational Chemistry; Palacky University Olomouc, Department of Physical Chemistry

Tetra-cationic Imidazoliumyl-Substituted Phosphorus-Sulfur Heterocycles from a Cationic Organophosphorus Sulfide

Received 00th January 20xx,
Accepted 00th January 20xx

Florian D. Henne,^a Fabian A. Watt,^a Kai Schwedtmann,^a Felix Hengersdorf,^a Malte Kokoschka^b and Jan J. Weigand^{a,*}

DOI: 10.1039/x0xx00000x

www.rsc.org/

The reaction of imidazoliumyl-substituted P^(III) cations of type [L^(R,Me)PCl₂]⁺ (**3a,b**⁺; L^{R,Me} = imidazolium-2-yl a: R = Me; b: R = *i*Pr) with (Me₃Si)₂S leads to the formation of tetra-cationic, eight-membered phosphorus sulfur heterocycles [L^(R,Me)PS]₄⁴⁺ (**9a,b**⁴⁺), which can be explained by the tetramerization of the intermediately formed cationic phosphorus monosulfide [L^(R,Me)PS]⁺ (**8a,b**⁺). The P₄S₄ ring adopts a crown conformation as observed for cyclo-S₈. The Lewis base DMAP (4-dimethylaminopyridine) initiates a deoligomerization- and dismutation reaction of **9a,b**⁴⁺ to give P^(I) centered cation [L^(R,Me)₂P]⁺ (**12a,b**⁺) and phosphorus disulfide [(DMAP)₂PS₂]⁺ (**14**⁺).

Organophosphorus-sulfur heterocycles with the general constitution (RPS)_n (n = 2-4) and phosphorus in the oxidation state +III remain scarce, since their main access is from the reaction of a dichlorophosphane R₂PCl₂ (R = Aryl) and a source of sulfide (S²⁻; e.g. M₂S (M = Li, Na) or (Me₃Si)₂S).^[1] The formation of these compounds can formally be viewed as a combination of divalent RP: and S: units to give monomeric phosphorus mono-sulfides such as **1**, which then can either yield oligomerization products (figure 1; path I) or ylidylphosphorus sulfide **2a** (path II).^[1] **2a** represents a rare example of a stable and structurally confirmed monomeric ylidylphosphorus monosulfide. Its stability is rationalized by a high contribution of the zwitterionic resonance formula **2b**

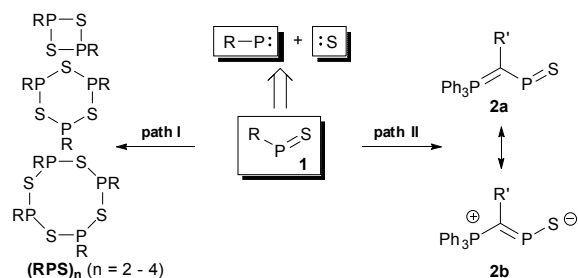


Figure 1. Formation of oligomeric phosphorus sulfides (RPS)_n (n = 2-4; R = Aryl, R' = Alkyl; path I) and phosphorus monosulfide **2a,b** (path II).

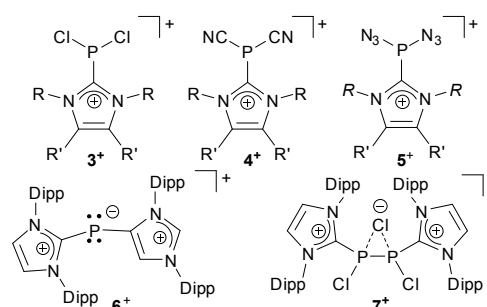
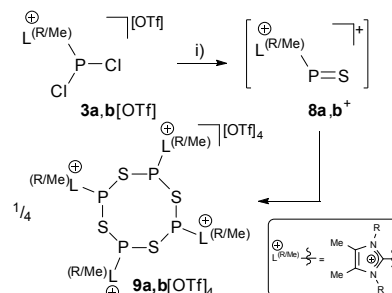


Figure 2. Selected P-centered cations **3-7** featuring imidazoliumyl-substituents (Dipp = 2,6-diisopropylphenyl).

(path II).^[2] Aiming at the synthesis of new cationic phosphorus species, we are investigating reactions of imidazoliumyl-substituted P-centered cations such as [L^(R,R')PCl₂]⁺ **3**⁺ (L^{R,Me} = imidazolium-2-yl, R = Aryl, Alkyl; R' = H, Me, Cl)^[3] towards substitution^[3,4] (e.g. **4**⁺, **5**⁺), coordination,^[5] oxidation^[6] or reduction^[7] (e.g. **6**⁺, **7**⁺) and successfully isolated a series of novel cationic derivatives with intriguing bonding motives (figure 2). In this contribution we present the results of the attempted preparation of the imidazoliumyl-substituted [L^(R,Me)PS]⁺ cations **8a,b**⁺ (a: R = Me; b: R = *i*Pr) from the reaction of **3a,b**⁺ with (Me₃Si)₂S and the respective oligomerization to tetra-cations **9a,b**⁴⁺ which can be isolated as triflate salts (scheme 1). Compounds **3a,b**[OTf]^[3] were reacted with 1 eq. (Me₃Si)₂S in fluorobenzene for 5 h at ambient temperature, accompanied by the formation of colorless



Scheme 1. Preparation of tetrameric imidazoliumyl-substituted phosphorus-sulfur heterocycles **9a,b**[OTf]₄ from the intermediately formed cation **8a,b**⁺ (a: R = Me; b: R = *i*Pr); i) + (Me₃Si)₂S, C₆H₅F, rt, -2Me₃SiCl.

^a Department of Chemistry and Food Chemistry, Technische Universität Dresden, 01062 Dresden, Germany; email: jan.weigand@tu-dresden.de

^b Department of Computational Chemistry, Academy of Sciences of the Czech Republic, 16610 Praha 6, Czech Republic; Department of Physical Chemistry, Palacky University, 771 46 Olomouc, Czech Republic.

† Electronic Supplementary Information (ESI) available: For detailed experimental procedures and characterization details of new compounds, NMR spectra, crystallographic details and computational data see DOI: 10.1039/x0xx00000x

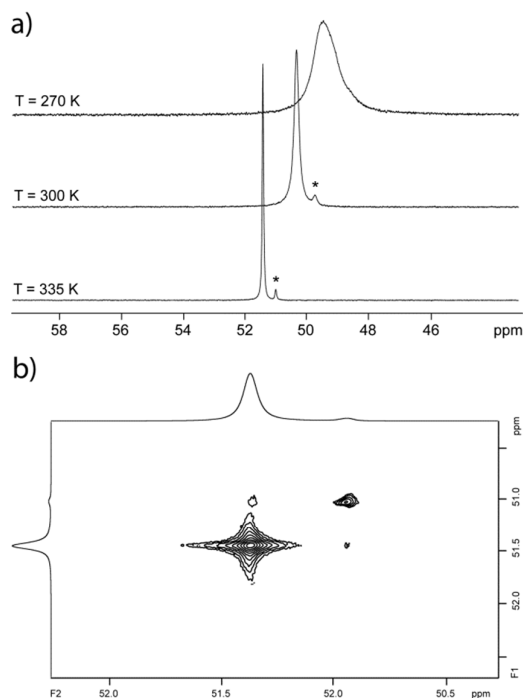
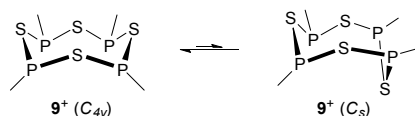


Figure 3. a) VT ^{31}P NMR spectra of $9\text{b}[\text{OTf}]_4$ recorded in CD_3CN ; * indicates minor amounts of the conformational isomer of 9b^+ ; b) ^{31}P EXSY NMR spectrum of $9\text{b}[\text{OTf}]_4$ recorded at 335 K with a mixing time of $t_m = 0.55$ sec.

precipitates. After workup, compounds $9\text{a,b}[\text{OTf}]_4$ were isolated in excellent yields (>90%; scheme 1). The $^{31}\text{P}\{^1\text{H}\}$ NMR spectra of the dissolved compounds in d_3 -MeCN display one major resonance next to a minor singlet in the typical region of tri-coordinate phosphorus derivatives (9a^{4+} : $\delta(\text{P})_{\text{major/minor}} = 48.2$ ppm/48.0 ppm; 9b^{4+} : $\delta(\text{P})_{\text{major/minor}} = 50.5$ ppm/50.3 ppm) indicating the oligomerization of the intermediately formed cationic phosphorus monosulfide 8a,b^+ . However, no evidence for the formation of other ring sizes was found, showing a high selectivity of the oligomerization process. It can be assumed that, under these conditions, the formation of the P_4S_4 ring is thermodynamically (considering ring strain and steric effects) favored. The variable-temperature (VT) ^{31}P NMR spectra for $9\text{b}[\text{OTf}]_4$ are depicted in figure 3 a), evidencing a dynamic behavior and the presence of two highly symmetric conformational isomers (crown (C_{4v}) vs. boat-chair (C_s) conformer) of the P_4S_4 ring in solution (scheme 2). A significant broadening of the two resonances upon cooling is observed. The VT ^1H NMR spectra also show additional dynamic behavior of the *i*Pr-groups. We thus confirmed the existence of two conformational isomers independently by ^{31}P EXSY NMR experiments (figure 3 b),



Scheme 2. Interconversion process of cations 9a,b^{4+} from the conformational isomer with crown shape (C_{4v}) to the boat-chair (C_s) conformer without considering the imidazoliumyl substituents.

although quantitative accuracy (to determine kinetic processes or exchange rates) was limited by the narrow temperature range in which useful spectra could be measured. The ^{31}P EXSY NMR experiments suggest exchange of two conformers in which one of the sulfur-bridges reversibly changes its relative position, giving either the approximate C_{4v} or C_s symmetric cations 9a,b^{4+} (scheme 2). The cross peaks in the 2D spectrum demonstrate the exchange between the two symmetric conformers in solution, consistent with the observation of singlet resonances as expected for an A_4 spin-system for both isomers.

Satisfactory crystal structure analyses could be performed confirming the formation of the suggested eight-membered organophosphorus-sulfur heterocycles. In the case of compound $9\text{b}[\text{OTf}]_4$ the refinement of the x-ray data confirmed the crown-shaped P_4S_4 moiety, similarly to cation 9a^{4+} , however, due to severe disorder caused by alternating ring orientation full refinement was only possible after treatment by an appropriate disordered model.^[9] The $\text{P}^{\text{III}}\text{-S}$ bond lengths (av. 2.129 Å) in 9a^{4+} are in the typical range for $\text{P}^{\text{III}}\text{-S}$ single bonds and compare well with those reported by SHELDRIK et al. for the neutral derivative $(\text{MesPS})_4$ (av. 2.117 Å; Mes = 2,4,6-trimethylphenyl).^[1b] The pyramidalization of the P atoms, as well as the lengths of the C–P bonds (av. 1.817 Å), together with the internal angle N1–C1–N2 of the imidazoliumyl moieties (9a^{4+} : av. 106.9° vs. ~ 101° in NHCs)^[10] are in agreement with the ability of the imidazoliumyl fragment to a) delocalize the positive charge, b) reduce the nucleophilicity of a directly bonded P atom and thus may account for the stability of these cations.^[5,11,12]

To confirm that the formation of tetracations 9a,b^{4+} proceeds *via* monomeric phosphorus mono-sulfides 8a,b^+ , we reacted $9\text{a,b}[\text{OTf}]_4$ with DMAP in MeCN, since this Lewis base has been widely used to stabilize low-coordinate phosphorus species.^[13] The σ -donor strength of DMAP should be high enough to deoligomerize tetracations 9a,b^{4+} to cations 10a,b^+ which represent DMAP adducts of the elusive cations 8a,b^+ (scheme 3). The reaction of 4 equivalents DMAP in MeCN proceeds comparably clean with $9\text{b}[\text{OTf}]_4$ at ambient

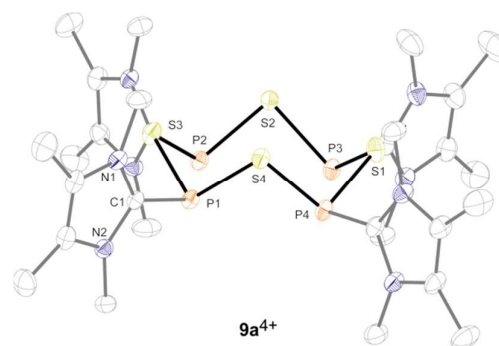
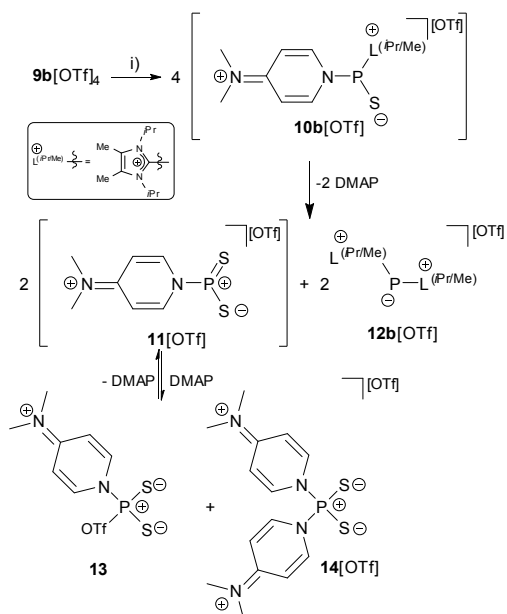


Figure 4. Molecular structure of tetracation 9a^{4+} in $9\text{a}[\text{OTf}]_4$. All hydrogen atoms and triflate anions are omitted for clarity. Selected bond lengths in Å and angles in °: P1–S1 2.1306(9), P1–S4 2.1364(9), P2–S1 2.1234(9), P1–C1 1.820(3), S1–P1–S4 101.99(4), S1–P1–C1 99.31(8), S4–P1–C1 101.26(9), N1–C1–N2 101.26(9).



Scheme 3. Deoligomerization of **9b[OTf]₄** with DMAP and proposed intermediates; i) + 4 DMAP, MeCN, rt.

temperature giving pale-yellow solutions. The $^{31}\text{P}\{^1\text{H}\}$ NMR spectra of the reaction mixture of **9b[OTf]₄** and DMAP after reaction times of 10 min to 7d are depicted in figure 5. After 10 min a broad resonance at $\delta(\text{P}) = 147.1$ ppm is observed which splits into 2 singlets at low temperature ($\delta(\text{P}) = 140.3$ ppm and $\delta(\text{P}) = 144.4$ ppm; 253 K). We believe that the splitting of the resonances results from two rotational isomers caused by a restricted rotation of the *i*Pr groups at low temperature.^[9,14] From the distinctive chemical shift a dimeric derivative with tetra-coordinate phosphorus atoms (cf. $\{[(\text{Et}_2\text{N})_2\text{PS}]_2\}[\text{AlCl}_4]_2$: $\delta(\text{P}) = 21.0$ ppm)^[15] can be excluded and we thus propose the formation of DMAP adduct **10b⁺** which is also supported by our NMR investigation.^[9] We were not able to isolate **10b[OTf]**, however, we assume that cation **10b⁺** readily dismutates to cations **11⁺** ($\delta(\text{P}) = 215.8$ ppm) and **12b⁺** ($\delta(\text{P}) = -126.1$ ppm) *via* an intermolecular scrambling reaction, i.e. an intermolecular exchange of imidazolium-2-yl and sulfur substituents. Related exchange reactions were discussed for the DMAP induced disproportionation of POCl_3 ^[16] and scrambling reactions of imidazolium-yl-substituted

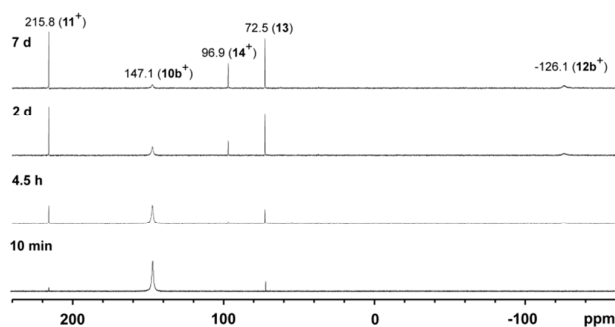


Figure 5. $^{31}\text{P}\{^1\text{H}\}$ NMR spectra of the 1:4 reaction of **9b[OTf]₄** and DMAP in CD_3CN showing the scrambling reaction to cations **11⁺**, **12b⁺**, **14⁺** and adduct **13**.

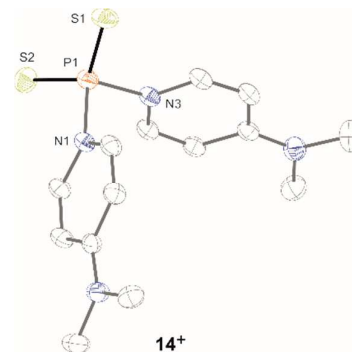
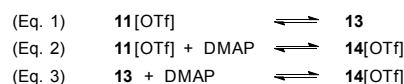


Figure 6. Molecular structure of **14⁺** in **14[OTf]**. All hydrogen atoms and the triflate anion are omitted for clarity. Selected bond lengths in Å and angles in °: P1–S1 1.9309(8), P1–S2 1.9321(8), P1–N1 1.782(2), P1–N2 1.798(2), S1–P1–S2 124.09(4), N1–P1–N2 96.77(8), S–P1–N av. 108.14.

$[\text{L}(\text{Me},\text{Me})\text{PCl}_2]^+$ cations.^[4] P^1 centered cation **13b⁺** ($\delta(\text{P}) = -126.1$ ppm) was recently reported by MACDONALD *et al.* and unambiguously confirmed by its characteristic chemical shift (cf. lit: $\delta(\text{P}) = -124.2$ ppm, CD_2Cl_2).^[17] Cations of type **12a⁺** are also known and reported by SCHMIDPETER *et al.* as ylidylphosphorusdisulfide containing a tri-coordinate R– PS_2 moiety. For these types of compounds the chemical shift strongly depends on the nature of the supporting substituent R and is typically observed in the range of $\delta(\text{P}) = 170$ –240 ppm (cf. $\text{Ph}_3\text{PCMe–PS}_2$: $\delta(\text{P})_{\text{PS}_2} = 243.4$ ppm, d_8 -THF).^[2] In an equilibrium reaction of cation **11⁺** with the triflate anion the formation of **13** is explained and supported by the pronounced upfield shifted triplet resonance due to the coupling to the *ortho*-protons of the DMAP ligand (Eq. 1; $\delta(\text{P}) = 72.5$ ppm, triplet, $^3J_{\text{PH}} = 9.0$ Hz; cf. PyPS_2Br : $\delta(\text{P}) = 65.5$ ppm, Py = pyridine; d_3 -MeCN).^[18] The formation of cation **14⁺** results either from the equilibrium reaction of **11⁺** (Eq. 2) or **13** (Eq. 3) with DMAP which is liberated during the dismutation of cation **10b⁺** (scheme 3). The ^{31}P NMR spectrum displays a quintet resonance which is indicative for the presence of two DMAP substituents consistent with the C_{2v} symmetry of cation **14⁺** ($\delta(\text{P}) = 96.9$ ppm; cf. $[\text{Py}_2\text{PS}_2]^+$: $\delta(\text{P}) = 104.7$ ppm, quintet, $^3J_{\text{PH}} = 9.6$ Hz; Py = pyridine; d_3 -MeCN). Similar equilibria and cations have been observed by MEISEL *et al.* who reported on the pyridine (Py) stabilized phosphorus disulfide $[\text{Py}_2\text{PS}_2]^+$ cation.^[19] Two crystalline polymorphs of **14[OTf]** were obtained after layering the reaction mixtures with Et_2O (figure 6).^[20] The obtained structural parameters compare well with those reported for the related pyridine cation $[\text{Py}_2\text{PS}_2]^+$ by MEISEL *et al.*^[19]



In order to confirm our findings and support the suggested dismutation, quantum chemical calculations have been performed from the reaction of **9a⁴⁺** with 4 eq. DMAP to derive geometry and Gibbs free energy of the involved species as well as the suggested reaction intermediate **10a⁺**.^[21] The density functional theory (DFT) hybrid model B3LYP^[22] was used in combination with Grimme's atom-pair wise dispersion

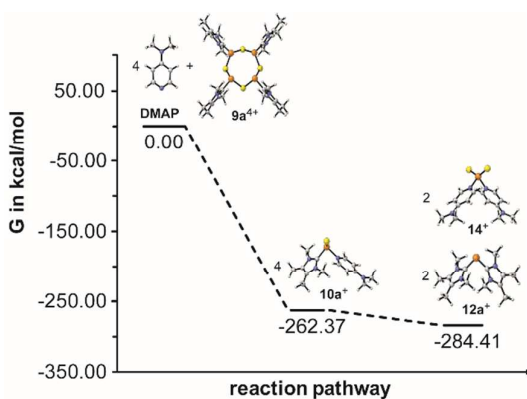


Figure 7. Gibbs free energy in kcal/mol of the observed and proposed phosphorus species.

correction (D3).^[23] Figure 7 illustrates the Gibbs free energy ΔG of educts ($9a^{4+}$, DMAP), products ($12b^+$, 14^+) and the proposed intermediate ($10a^+$) calculated at the B3LYP-D3/def-SVP level of theory. The whole reaction pathway is thermodynamically favored ($\Delta G = -284.4$ kcal/mol). The proposed reaction intermediate $10a^+$ is energetically less favorable by 22 kcal/mol compared to the final products, but 262 kcal/mol lower in energy than the educt molecules ($\Delta G = -262.4$ kcal/mol). This observation is perfectly in line with the assumption of $10a^+$ being the main reaction intermediate.

Conclusions

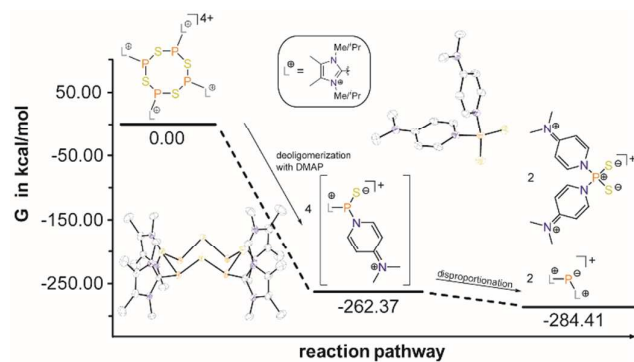
In summary, we reported on the oligomerization reaction of cationic phosphorus monosulfides $8a,b^+$ which were formed *in situ* from the reaction of $[L^{(R,Me)}PCl_2]^+$ cations $3a,b^+$ ($L^{R,Me}$ = imidazolium-2-yl a: R = Me; b: R = *i*Pr) and $(Me_3Si)_2S$. The obtained tetra-cationic, eight-membered phosphorus-sulfur heterocycles $[L^{(R,Me)}PS]_4^{4+}$ $9a,b^{4+}$ primarily exist as crown conformers similar to cyclo-S₈, however, the boat-chair (C₂) conformers of the P₄S₄ rings also exist in solution according to 2D-EXSY ³¹P NMR experiments. Cations $9a,b^{4+}$ can be deoligomerized by DMAP to yield adducts $10a,b^+$ of the elusive cations $8a,b^+$. Subsequent dismutation of $10a,b^+$ gives cations $[L^{(R,Me)}_2P]^+$ ($12a,b^+$) and $[(DMAP)_2PS_2]^+$ (14^+) as final products. The suggested reaction pathway was supported by DFT calculations.

This work was supported by the Fonds der Chemischen Industrie (FCI, Kekulé scholarship for F. H.), the German Science Foundation (DFG, WE 4621/2-1) and the ERC (SynPhos 307616). Financial support of M. K. by a POSTUP² grant (European social fund in the Czech Republic, European Union, Czech ministry of education and sports, operational program for the advancement of the competitive capacity) is gratefully acknowledged (CZ.1.07/2.3.00/30.0041). We thank the Center for Information Services and High Performance Computing (ZIH) for the generous allocation of computation time.

References

- 1 a) T. Chivers and I. Manners, *Inorganic Rings and Polymers of the p-Block Elements*, RSC Publishing, 2009; b) C. Lensch and G. M. Sheldrick, *J. Chem. Soc., Dalton Trans.*, 1984, 2855-2857; c) B. Cetinkaya, P. B. Hitchcock, M. F. Lappert, A. J. Thorne and H. Goldwhite, *J. Chem. Soc., Chem. Commun.*, 1982, 691-693; d) M. Baudler, D. Koch, T. Vakratsas, E. Tolls and K. Kipker, *Z. Anorg. Allg. Chem.*, 1975, **413**, 239-251.
- 2 G. Jochem, K. Karaghiosoff, S. Plank, S. Dick and A. Schmidpeter, *Chem. Ber.*, 1995, **128**, 1207-1219.
- 3 J. J. Weigand, K.-O. Feldmann and F. D. Henne, *J. Am. Chem. Soc.*, 2010, **132**, 16321-16323.
- 4 F. D. Henne, A. T. Dickschat, F. Hennesdorf, K. O. Feldmann and J. J. Weigand, *Inorg. Chem.*, 2015, **54**, 6849-6861.
- 5 K. Schwedtmann, M. H. Holthausen, K.-O. Feldmann and J. J. Weigand, *Angew. Chem. Int. Ed.*, 2013, **52**, 14204-14208.
- 6 K. Schwedtmann, S. Schulz, F. Hennesdorf, T. Strassner, E. Dmitrieva and J. J. Weigand, *Angew. Chem. Int. Ed.*, 2015, **54**, 11054-11058.
- 7 F. D. Henne, E.-M. Schnöckelborg, K.-O. Feldmann, J. Grunenberg, R. Wolf and J. J. Weigand, *Organometallics*, 2013, **32**, 6674-6680.
- 8 L. Riesel, R. Friebe, A. Bergemann and Detlef/Sturm, *Heteroat. Chem.*, 1991, **2**, 469-472.
- 9 See supporting Information.
- 10 F. E. Hahn and M. C. Jahnke, *Angew. Chem. Int. Ed.*, 2008, **47**, 3122-3172.
- 11 M. H. Holthausen, S. K. Surmiak, P. Jerabek, G. Frenking and J. J. Weigand, *Angew. Chem. Int. Ed.*, 2013, **52**, 11078-11082.
- 12 D. J. D. Wilson, S. A. Couchman and J. L. Dutton, *Inorg. Chem.*, 2012, **51**, 7657-7668.
- 13 a) R. J. Davidson, J. J. Weigand, N. Burford, T. S. Cameron, A. Decken and U. Werner-Zwanziger, *Chem. Commun.*, 2007, 4671-4673; b) J. J. Weigand, N. Burford, A. Decken and A. Schulz, *Eur. J. Inorg. Chem.*, 2007, 4868-4872; c) M. Blättner, M. Nieger, A. Ruban, W. W. Schoeller and E. Niecke, *Angew. Chem. Int. Ed.*, 2000, **39**, 2768-2771; d) E. Rivard, K. Huynh, A. J. Lough and I. Manners, *J. Am. Chem. Soc.*, 2004, **126**, 2286-2287; e) N. Burford, H. A. Spinney, M. J. Ferguson and R. McDonald, *Chem. Commun.*, 2004, 2696-2697; f) J. J. Weigand, N. Burford, D. Mahne and A. Decken, *Inorg. Chem.*, 2007, **46**, 7689-7691.
- 14 H. Kessler, *Angew. Chem. Int. Ed. Engl.*, 1970, **9**, 219-235.
- 15 N. Burford, R. E. v. H. Spence and R. D. Rogers, *J. Chem. Soc., Dalton Trans.*, 1990, 3611-3619.
- 16 P. Rovnanik, L. Kapička, J. Taraba and M. Černik, *Inorg. Chem.*, 2004, **43**, 2435-2442.
- 17 B. D. Ellis, C. A. Dyker, A. Decken and C. L. B. Macdonald, *Chem. Commun.*, 2005, 1965-1967.
- 18 The low symmetry of **13** and the presence of the triflate anion encourage an effective quadrupole relaxation and prevents the observation of the ¹J(³¹P, ¹⁴N) coupling. The same accounts for the more symmetric cation **14**⁺.
- 19 M. Meisel, P. Lönnecke, A.-R. Grimmer and D. Wulff-Molder, *Angew. Chem. Int. Ed.*, 1997, **36**, 1869-1870.
- 20 Similarly to the highly reactive intermediate **10b**⁺, the tetramethyl substituted derivative **10a**⁺ was also observed in the reaction of **9a**[OTf]⁴ and 4 eq. DMAP at $\delta(P) = 144.7$ ppm. From the reaction spectra, chemical shifts as $\delta(P) = 216.6$ ppm, 97.3 ppm, 70.9 ppm and -113.2 ppm can be assigned to **11**⁺, **14**⁺, **13** and **12a**⁺, respectively. The reaction NMR is depicted in the supporting information; Details of the two polymorphs are given in the Supporting Information.
- 21 Cation **9a**⁴⁺ was chosen as model system.
- 22 a) A. D. Becke, *J. Chem. Phys.*, 1993, **98**, 5648-5652; b) C. Lee, W. Yang, R. G. Parr, *Phys. Rev. B: Condens. Matter*, 1988, **37**, 785-789; c) P. J. Stephens, E. J. Devlin, C. F. Chabalowski, M. J. Frisch, *J. Phys. Chem.*, 1994, **98**, 11623-11627; d) S. H. Vosko, L. Wilk, M. Nusair, *Can. J. Phys.*, 1980, **58**, 1200-1211.
- 23 T. Schwabe and S. Grimme, *PCCP*, 2006, **8**, 4398-4401; b) S. Grimme, J. Antony, S. Ehrlich and H. Krieg, *J. Chem. Phys.*, 2010, **132**, 154104.

TOC:



The formation of novel tetracationic cyclo-P₄S₄ derivatives [LPS]₄⁴⁺ via oligomerization of [LPS]⁺ is presented. Subsequent deoligomerization- and dismutation reactions induced by 4-dimethylaminopyridine are discussed herein.